


The FOLLOW UP

with Howard G. Sartin, Ph.D.

EVOLUTION

ISSUE # 83



WAGERCAPPING REVOLUTION

VALIDATOR 2 NOW

Publisher's Desk	1
Testing Validator 2: A Week with England's Tim Brothers	5
Psychology of Winning: Successful Wagercapping	20
Betting By Example - Not Fixed Rules	24
Exposé - Track Profiles from Result Charts; Misleading & Non-Predictive	28
Vox Populi	40
Wagercapping in Paradise by Matt Noreen	44
!Capper & Validator 2	49
Meet The Press	63
Wire to Wire - Yet Late... Plus, Specter of the Sopranos	66
Ends & Odds	68
The Logic of Failure	70

The FOLLOW UP is published six (6) times a year by O. Henry House, Inc. in conjunction with the Inland Empire Institute. Subscription price is \$90 per year; Canadian - \$95 (US) per year; other foreign subscribers: \$110 per year. Back issues are available for \$12.50 each. California residents add 7.75% sales tax. If you have any problem with your subscription or have a change of address, please contact O. Henry House at the address below. All information in this publication is for informational purposes only.

The FOLLOW UP

O. HENRY HOUSE, INC.
1390 E. 6TH STREET, STE 5
BEAUMONT, CA 92223
909-845-5907

between 1 and 3 PM Pacific time

E-MAIL

sartin@jps.net

Please send all correspondence to this address. This includes submission of material for publication consideration, letters, opinions, comments - whatever.

Thank you - O. HENRY HOUSE, INC.

Tech Support:

909-845-1728 11:30 - 3:00 PM Pacific

shane@discover.net

O. HENRY HOUSE, INC.
PIRCO
THE SARTIN
METHODOLOGY
1390 E 6th St #5
Beaumont, CA 92223

STATEMENT OF POLICY


The Sartin Methodology is based in Psychotherapy and its goals are NOT directed toward fostering the illusions or delusions of gamblers seeking magic solutions for picking winners. We are primarily a healing arts organization dedicated to providing an alternative solution to mainstream psychiatry's prescription of total abstinence for non-winning handicappers. Our slogan is - and always has been -

"THE CURE FOR LOSING IS WINNING"



© 2000 O. HENRY HOUSE, INC.

All right reserved. No part of this work may be reproduced or transmitted in any form or by any means, electronic or mechanical, including photocopying and recording, or by any information storage or retrieval system, except as may be expressly permitted by the 1976 Copyright Act or in writing from the publisher. Past Performance and Results charts copyrighted by Daily Racing Form, Inc.



Despite the fact that many clients refuse to read and fully absorb Follow Up content, it does have an number of enthusiastic fans. I'm often asked how I can produce six 72 page issues a year, writing at least 60 of those pages myself, and still have it be informative?

The answer is YOU. The bulk of Follow Up commentary and winning readouts is supplied by dedicated clients willing to share their success with fellow clients. They inspire pages of content without any concern on my part for "writer's block."

Not all my inspiration comes from winners. That minority cadre of clients who insist on being non-winners supply me with near perfect examples of "what not to do."

If the truth be known, many persons aspiring to become successful in the field of horse race wagering, do not have the mental/emotional requirements for that success. They should not attempt to become Wagercappers or even handicappers. They have armed themselves against success with a wall of "Stubborn Resistance" to reality. By the same token, with an attitude and determination that breeds skill, they can choose other fields of endeavor and be eminently successful.

While this is a discouraging, it is a statistical imperative. In the real world beyond horse racing, about a third of the population has some dysfunction that causes them to fail in almost any endeavor that requires cognition and sufficient literacy to read and comprehend a newspaper story or magazine article and be able to repeat what they read accurately and apply it to some practical purpose.

It is one thing to attempt to round up the sheep that have gone astray, another to rustle sheep who don't belong to your flock.

I'm certain that at one time or another a third of those who joined this Methodology had the same problem that plagues at least a third of the population. Thankfully most of them gave up and found some other system or method to lose with. Today only about 16% of our clients are affected by some real or functional disorder rendering them incapable of following directions and fully comprehending the guidelines repeatedly offered in the Follow Up.

I'm sure some of them will drop out, too. I know it when I witness behavioral patterns demonstrating both a lack of cognition and stubborn resistance to any concept that does not conform to what *they first learned* (or thought they learned) from conventional mainstream wisdom when they began "playing the horses." There have always been around 15% like this and there probably always will be. However, any concept maintaining an 85% fidelity rate, is 67% better than average.

On the bright side, we get at least three Vox Pop letters every week in which the client reports an epiphany. Sometimes after months, even years of resisting my "preaching" they have a sudden awakening. When they get that epiphany is not a minor one, they move 180 degrees from their former stance and start winning big.

Here's an example:

Dear Doc,

It is not often that anyone hits a \$745 exacta, that was warmed up by a \$163 exacta in the previous race. So I thought you would get a kick out of how reading your follow ups and executing as you designed the program to be used, resulted in these two consecutive hits. I also enclosed the entire card with results.


As you know, I started by listening to the tapes, then went on to practice using the speed ratings and variant in the Racing Form as you stated. After winning, using the methodology, I purchased "The Validator" and paid for that program DAY 1 with a small but nice \$745 Tri.

Time and again when beaten, I would save the tickets, then go over each race to find my mistakes. I MADE MANY!! I stayed AWAY FROM THE TRACK UNTIL I REGAINED CONFIDENCE and MADE RE-READING THE FOLLOW UPS A DAILY RITUAL.

I can't tell you how many exactas I have hit in the 30-100 dollar range following your instructions. They are common place now. But these two, back to back, WOW!!!

Thank you Doc, not just for myself but for all of us, some who cannot find the time to write. Thank you for the program, Thank you for your dedication to making us winners, Thank you for the Follow Up Program and finally for the friendly Family atmosphere you created at the shop.

Sincerely,

A handwritten signature in black ink, appearing to read "Bob Pfister". The signature is fluid and cursive, with a long horizontal stroke extending to the right.

Bob Pfister

PS: It was also a great pleasure to tell Mitchell to take me off his mailing list!

Enc.: 2

Instead of calling our Tech Support line with questions that have been answered (new clients aside) or, as one caller stated, have been addressed at least 100 times in past Follow Ups, they confine themselves to what the line is for: Technical Questions, or to simply express their excitement over the fact that they "finally got it."

Bob's first letter was followed by this:

Dear Howard, Thank you for your letter I received today informing me that my success will be a feature of FU #83.

Again for the "Follow Up "if you need additional information I have been playing the horses for over 40 years, never had a winning year until I started using "the Normalized, Equalized and Adjusted lines in Validator. In addition, in the feature for "Notes" I find " value beyond measure" Why??? Because it forces me to actually go over the information I am giving the computer to review. I.E.: 9th Race Arlington, Monday September 4th which forced me to chose the top two which ran 1,2, and the Exacta paid \$76.40. Not smashing like those \$400 and \$700 exactas, but I would say, very decent. In this race, I had 4 horses tied for 1st in Validator and was able to sort it out , with the notes. It did not hurt that BL/BL had them 1,2 but the notes were additional Validation. Besides I do not want to get caught up with 1,2 itis, so I look at the top 5 and sometimes 6.

And Howard, one more thing I would like you to know I have found your "preaching" in the Follow UP to be very true. When you use all the tools, such as the FPS screen it becomes quite clear which horses are candidates for 3rd or worse. So this can be a great help to TRI players just to identify #3. 70% horses are great candidates for 3rd or running out.

Finally to be successful, I ask this question: Do I want to play the horses or win at the races? If a person wants to play 5/6 race cards a day and go to the track, they are playing the races. It takes time to select the right lines, do the print outs before, the hides, after the hides, and watch the board for the right opportunity. Preparation will yield positive results. Lack of preparation gets proper payment.

As the saying goes "IF you always do ,what you have always done,
You will always get, what you always got!"

I am anxiously awaiting Validator II.

Thanks again for all your help and such a great support staff.

Sincerely,
Bob Pfister

Wagercapping is lots more fun!!!!

Bob

One horse to win bettors started seeing the much **greater profit comes when finally betting two**. Some who refused to use the Normalized, Equalized and Adjusted Lines from their TrackMaster download, but stuck to original lines because they were self-defined "purists" wanting to use "their own" adjustment figures, something they really were not able to do profitably, finally concluded that using the pre-adjusted lines was profitable and for most, the difference between winning and losing. People who once refused to hide non-contenders from the Primary Line Score readout, began focusing on the Primary Rankings, Hiding and thus narrowing contention to 5. Some who had refused to Hide or utilize the Power of #3 V/DC began doing so. Many who realized that "conventional handicapping" involved memorizing too vast an assortment of variables began focusing on V/DC. Furthermore they finally got it through their heads that, for the vast majority who were not highly practiced or skilled, Third Ranked (Tiered) V/DC contenders proved to be the most profitable Overlays.

Even today, very few ever report proper use of their E-L graph nor will they bet the actual Place horse to Place only. Some will back up Overlay winners to Place. With so many favorites winning at many tracks and a lot of Place horses paying higher mutuels than those winners, Place betting will be the next feature clients will explore and gradually come to accept.

For me, the joy of witnessing true winning epiphanies from our relatively small organization, far outweighs the prospect of making big profits from the mass of the "HorsePlaying" public.

Just keep those Epiphanies coming.

I'm the first to admit that a lot of people know much more about handicapping than I. Apparently they do not know nearly as much about proper decision making that leads to winning at a profit.

Handicapping and Winning are like the light and dark sides of the moon.

Recommended Reading: Back Issues of the Follow Up

Issue #59 ~ Introducing Pace Launcher with new Pace Line Selection Guidelines

Issue #60 ~ The Era of the Corollary with Sartin Glossary of terminology

Issue #61 ~ Value Wagering and advanced Pace Launcher corollaries, Pace Launcher 4

Issue #62 ~ Step by Step instructions given in detail for a full 9 race card

Issue #63 ~ Answers given to ALL problems encountered prior to this issue

Issue #64 and # 65 ~ Both issues are dedicated to helping you make profitable Decisions

Issue #66 ~ Introduction and explanation of Synthesis

Issue #67 ~ Benefits unique to the TrackMaster download and Money Management

Issue #68, #69 and # 70 ~ Exploring TODAY'S realities in Handicapping Success and how they differ from the past.

Issue #71, #72 and #73 ~ An objective testing of our Bottom Line/Betting Line with real money by Mark Cramer.

Issue 74 ~ First of the Cracking the Corollary Code series, Art & Science of Passing Races

Issue 75 ~ WAGERCAPPING issue

Issue 76 ~ WAGERCAPPING pt 2 - Diagnostics, Prognosis & Treatment

Issue 77 ~ THE VALIDATOR includes the White Paper by Dr. Sartin

Issue 78 ~ 1999 Holiday Issue - More on the Validator

Issue 79 ~ Y2K + MORE PROFIT

Issue 80 ~ Do YOU Truly WANT to WIN?

Issue 81 ~ Here's to the WINNERS

Issue 82 ~ Probability Convergence: The New Science

Back Issues of the Follow Up are \$12.50 each ~ CA Residents: \$13.47 includes tax

TESTING VALIDATOR 2 ~

A Week with England's Tim Brothers Strictly Value Or 60/40?

Tim Brothers, our client from Bristol, England, has never seen a North American Race Track when the horses were running. In his trips to the U.S. he has been to The Meadowlands when Monmouth was running, to Las Vegas to bet Breeders' Cup in Canada. He spent a week with me this August. All of our wagering was done at off-site centers in San Bernardino and Perris, California.

He traveled from England to Beaumont to hone his ability to win more consistently. He was doing better than most before he came. He downloads the races from TrackMaster, gets the Running Odds from another internet source and phone bets to New York. His cost of doing business is considerably higher than ours, yet he makes a good profit.

He achieved what he came for through "Doing." I showed him problem reports from clients who were not following directions yet assumed that either their tracks were unprofitable or the program had faults.

Tim's first words were, "Let me have a go at them."

I assigned him to use the new Validator 2 with Automatic Paceline Indicator and the Improved Compacted Corollaries, to do cards at Arlington, (now one of the growing list of tracks owned by Churchill Downs, Inc), Thistledown and Evangeline Downs. We actually went off-site to bet Arlington. He lost the first race we were able to bet, #5 on Saturday, but won the 6th. It paid a whopping \$39.60 to Win and over \$18 to Place. Since we both bet enough on the horse win-place we stuffed our pockets, saw enough less than even odds favorites win at Del Mar and went home.

Incidentally, Tim had \$20 to Win and Place on this horse. I know many North American clients who, with all the advantages of betting in their own country, wouldn't put \$40 on a horse from a track at which they had never wagered. So much for "Know Thy Track" and Profiling or Modeling. These are long dead past aspects of yesterday's Sartin Methodology. They worked back when they worked but are virtually meaningless in making a profit **today**.

Fortunately Tim joined us after we adapted to today's handicapping realities. Now he's a recruiter. As a result of him sharing his experience with others from the Old Empire, we've added English clients and in October will receive a personal visit from a client flying all the way from New Zealand. They all want to download from TrackMaster to be able to wager at U.S. tracks and get paid in American Dollars because the value of their own currency, relative to the U.S. Dollar, is declining.

Aug. 19, 2000. Arlington Park

Back to the Perris off-site center. So engrossed were we with our big hit at Arlington that we failed to look at our VAL2 readout for the 10th race there. The winner, ranked #2 before Hides, #1 after Hides on VAL2, paid \$44 - \$15.60 - \$5.80.

Here are his VAL 2 readouts for races 6 and 10. The penciled odds on race #6 are what they were when we bet #6 W-P and #3 to Win. #6 Won. #3 is still running. The line Tim drew between **NO RE** and **BETTY** is his demarcation of where he'll consider betting based primarily on his Early Late Graph.

Getting so excited about a big win that one fails to notice profit opportunities that come in subsequent races, (#10) is a human frailty to which we succumbed. It was a lesson well learned.

AP0819- 6 6.0D \$42,000
BOTTOM LINE -- BETTING LINE (VAL2)✓

	PNCNAME	LDT	SR	BAL	LS	TIB	ODDS	TRKDISTS	M/L	DAYS	AGE	
6-1	3 TALKI1	1	80	6	21.8		8-5	AP 6.0D	10/1	13	4	✓
15-1	6 AMAZI4		77	6	14.3		7-2	AP 6.0D	15/1	14	4	✗
12	2 NO RE1	1	76	8	13.3 *		4-1	AP 6.0D	12/1	13	3	
7-1	8 BETTY2		78	8	13.3 *		4-1	AP 6.0D	4/1	28	4	
12	1 RAISE2		78	7	12.8		9-2	AP 6.0D	7/2	15	3	
	4 MISSULx		75	7	9.5		6-1	SPT 8.0D	5/2	126	3	

SYNTHESIS POWER RANKINGS AND FRACTALS

UNCLASSIFIED FORMER PRISONERS AND PRISONERS											PRIM										SUPP									
#	PNCNAME	LGT	SR	B A L P	L S T	PRIM			SUPP			FRACT			E S P	S C B L	E P P R	C P T R	T H E	F W F	F X	S P N	P X	E S	T E					
						LS	R	LS	R	E	L	N																		
1	1	RAISE2	78	7	5	3	26	4	18	3	4	3	4	EAR	3.0	3	5	3	2	5	3	5	3	5	4	3	3			
2	2	NO RE1	1 76	8	4	2	25	3	21	4	2	4	6	EAR		1	6	5	1	6	2	4	5	4	6	2	4			
3	3	TALKI1	1 80	6	3	1	15	1	5	1	1	1	3	EAR	1.0	2	4	1	3	3	1	1	1	1	1	1	1			
4	4	MISSULx	75	7	6	6	31	5	28	5	6	5	1	S/P	10.0	5	2	6	4	2	6	6	6	6	5	6	5			
5	6	AMAZI4	77	6	2	4	24	2	15	2	3	2	2	E/P	5.0	5	1	4	6	1	5	2	4	2	3	4	2			
6	8	BETTY2	78	8	1	5	25	3	18	2	5	6	5	E/P	6.0	4	3	2	5	4	4	3	2	3	2	5	6			

AP0819- 6 6.0D \$42,000 (VAL2)

#	PNCNAME	LDT	LATE	EARLY	TOT R
1	1 RAISE2		12.1		167.5 3
2	2 NO RE1	1	19.1		168.1 2
3	3 TALKI1	1	10.6		168.8 1
4	4 MISSULx		0.0		165.7 6
5	6 AMAZI4		-2.5		167.3 4
6	8 BETTY2		4.6		166.5 5

EX-L V-L M-L <E> M-E V-E EX-E
AP0819- 6 6.0D \$42,000

THE VALIDATOR (VAL2)✓

PNCNAME	LDT	SR	TOT-R	EP-R	LP-R	CP-R	HE-R	FX-R	V/DC-T
1 RAISE2		78	3	3	5	3	5	5	4
2 NO RE1	1	76	2	1	6	5	6	4	3
3 TALKI1	1	80	1	2	4	1	3	1	1
4 MISSULx		75	6	5	2	6	2	6	3
6 AMAZI4		77	4	5	1	4	1	2	2
8 BETTY2		78	5	4	3	2	4	3	3

AP AUG 19, 2000(SAT) -- FLASH CHARTS

6 ALW 3+FSNW1X \$42,000 6.0D FT Cloudy

6-AMAZING ANABELE ✓ 39.80 18.60 10.20
7-BEARTOOTH PASS 12.20 14.40
2-NO REGRETA 8.20

And our unforgivable oversight in race #10:

AP0819-10 6.0D \$65,000
ENERGY GENERATOR (VAL2) ✓

#	PNCNAME LdT	SR	Total R	HE R	Fx R	%Med	E/EP R	L/EP R	TPP R	BAL	ESP
1	3 JIMIE2	91	172.82-4	80.2-4	57.7-1	68.6	97.1-4	84.3-1	92.0-4	5	PRE
2	4 ST. M1	94	175.03-1	84.6-1	57.1-3	68.9	98.5-1	83.7-5	92.5-1	6	E/P
3	5 ULTIM4	93	173.52-3	82.0-3	56.9-4	68.8	97.7-3	83.9-4	92.1-3	7	E/P
4	6 MANIT1	88	171.15-5	79.9-5	56.7-5	68.9	96.4-5	84.1-2	91.5-5	7	E/P
5	8 KINGS3	93	173.78-2	82.1-2	57.2-2	68.7	97.7-2	84.0-3	92.2-2	5	E/P

%MED of 70 or More May Indicate Excessive Early -- Check Your Records
AP0819-10 6.0D \$65,000

THE VALIDATOR (VAL2) ✓

#	PNCNAME LdT	SR	BAL	TOT-R	EP-R	LP-R	CP-R	HE-R	FX-R	V/DC-T
1	3 JIMIE2	91	5	4	3	2	3	4	1	4
2	4 ST. M1	94	6	1	2	1	1	1	3	1
3	5 ULTIM4	93	7	3	1	4	2	3	4	3
4	6 MANIT1	88	7	5	4	5	4	5	5	5
5	8 KINGS3	93	5	(2)	(1)	3	(1)	(2)	(2)	(2)

AP0819-10 6.0D \$65,000

→ HIDING LOW ODDS
FAVORITE

THE VALIDATOR (VAL2) ✓

#	PNCNAME LdT	SR	BAL	TOT-R	EP-R	LP-R	CP-R	HE-R	FX-R	V/DC-T
1	4 ST. M1	94	4	1	2	1	1	1	2	1
2	6 MANIT1	88	4	3	3	3	2	3	3	2
3	8 KINGS3	93	4	(2)	(1)	(2)	(1)	(2)	(1)	W (1)

AP AUG 19, 2000 (SAT) -- FLASH CHARTS

10 STK 3 \$65,000 6.0D FT Clear

8-KINGS COMMAND	44.00	15.60	5.80
1-CLASSIC APPEAL		6.40	3.40
5-ULTIMATE WARRIOR			2.80

Next Tim takes us to Louisiana's Evangeline Downs for a client who downloads from TrackMaster but **will not** use the Normalized, Equalized and Adjusted Lines because he prefers his own adjustments and insists on interpreting what he calls "Form" and Class, refusing to accept Total Energy as a Class determinant. He bets only the #1 ranked horse in Validator - "It's the Top, isn't it?" he says, despite many articles I've written to the contrary. Thus, he never has an overlay winner. He also thinks that 7 and 7.5 furlongs are the same as a mile since they both go round two turns at this track. The fact that all Sprints and Routes have 2nd Calls at distinctly different distances apparently escapes him.

Evangeline Downs. Saturday, August 19

EVD0819- 2 8.0D \$5,500 (VAL2) ✓

#	PNCNAME	LdT		LATE EARLY	TOT R
1	4 SPARE3	-5.4	P <-----		163.7 1
2	5 TREY'1p1	-6.2	W <-----		160.5 2
3	6 AMAND1p	-5.6	S <-----		158.3 4
4	7 D J'S1p1	-5.6	<-----		160.1 3

EX-L V-L M-L <E> M-E V-E EX-E
EVD0819- 2 8.0D \$5,500

THE VALIDATOR (VAL2) ✓

PNCNAME LdT	SR	TOT-R	EP-R	LP-R	CP-R	HE-R	FX-R	V/DC-T
4 SPARE3	83	1	1	1	1	1	1	1 P
5 TREY'1p1	77	2	2	2	2	2	2	2 W
6 AMAND1p	71	4	4	4	4	4	4	4 S
7 D J'S1p1	74	3	3	3	3	3	3	3

2 CL 3+ NW16M \$5,500 8.0D FT Clear

5-TREY'S POCKET ✓ 7.20 3.20 2.80
4-SPARE ME 3.00 2.60
6-AMANDA'S FIRST 5.20

SCRATCHED (NONE)

Exacta 5-4 ✓ 19.40
Quinella 4-5 8.00
Trifecta 5-4-6 ✓ 150.20

EVD0819- 4 7.5D \$4,800 (VAL2)

#	PNCNAME	LdT	LATE	EARLY	TOT R
1	1 RAISE1x1	-0.5			165.7 5
2	2 SEA B1x1	-5.8	<-----		164.9 6
3	3 NALEE1	-2.4	<-		165.9 4
4	5 DEVIL2	10.0		----->	166.2 3
5	9 SIR S2	-1.2	<		166.7 2
6	10 NO ST1	5.3		----->	167.5 1

EX-L V-L M-L <E> M-E V-E EX-E
EVD0819- 4 7.5D \$4,800

THE VALIDATOR (VAL2)

PNCNAME LdT	SR	TOT-R	EP-R	LP-R	CP-R	HE-R	FX-R	V/DC-T
1 RAISE1x1	79	5	3	3	2	3	5	2
2 SEA B1x1	74	6	6	2	5	2	6	4
3 NALEE1	78	4	4	1	3	1	4	1
5 DEVIL2	70	3	2	6	6	6	3	6
9 SIR S2	76	2	5	4	4	5	1	4
10 NO ST1	79	1	1	5	1	4	2	2

4 CL 3+ NW3L \$4,800 7.5D FT Clear

3-NALEESGOLDCAJUN
4-GOOD FORTUNE
2-SEA BUCKET

6.20 3.80 3.20
7.00 4.20
2.80

$$1.5 \times 6^{20} = 9^{30}$$

EVD0819- 5 6.0D \$5,000 (VAL2)

#	PNcNAME	LdT	LATE EARLY	TOT R
1	2 IDAHA3x	8.5	----->	168.4 1
2	3 GLOBA2	5.5	----->	165.8 5
3	4 SOCIA2	16.0	----->	166.2 4
4	5 MEADO2	3.8	----->	168.0 2
5	6 ROSSM2	6.3	----->	166.4 3

EX-L V-L M-L <E> M-E V-E EX-E
EVD0819- 5 6.0D \$5,000

THE VALIDATOR (VAL2)

PNcNAME	LdT	SR	TOT-R	EP-R	LP-R	CP-R	HE-R	FX-R	V/DC-T
2 IDAHA3x	83	1	2	2	1	4	1	4	1 W
3 GLOBA2	77	5	4	4	4	2	4	2	4 S
4 SOCIA2	76	4	1	5	5	3	5	3	4
5 MEADO2	80	2	3	1	2	1	3	1	2
6 ROSSM2	77	3	3	3	3	5	2	5	3 P

EVD AUG 19, 2000(SAT) -- FLASH CHARTS

5 CL 3+ \$5,000 6.0D FT Clear

2-IDAHA3x ✓ 14.40 ✓ 7.20 3.80
6-ROSSMAN ✓ 8.40 3.60
3-GLOBAL'S OUTLAW 2.60

SCRATCHED (NONE)

Exacta 2-6 ✓ 149.40
Quinella 2-6 71.80
Trifecta 2-6-3 ✓ 433.80

EVD0819- 7 7.5D \$5,500 (VAL2)

#	PNCNAME	LdT	LATE EARLY	TOT R
1	1 BIGJI2x1	-1.7	P<-	166.0 3
2	3 EXCLU2x1	0.6	>	166.2 2
3	4 SWEEP1x2	-1.4	S<	165.6 4
4	5 BLUE 1	-5.0	<----	167.8 1
5	7 NORTH1x2	-2.0	W<-	165.6 5
EX-L V-L M-L <E> M-E V-E EX-E				
EVD0819- 7 7.5D \$5,500				

THE VALIDATOR (VAL2) ✓

PNCNAME LdT	SR	TOT-R	EP-R	LP-R	CP-R	HE-R	FX-R	V/DC-T
1 BIGJI2x1	76	3	5	4	5	2	4	5
3 EXCLU2x1	77	2	2	5	4	4	3	4
4 SWEEP1x2	79	4	3	3	3	5	2	3
5 BLUE 1	84	1	1	1	1	1	1	1
7 NORTH1x2	79	5	4	2	2	3	2	2

7 CL 3+ NW3L \$5,500 7.5D FT Clear

7-NORTHERN BANISHEE 6.40 . 3.20 2.20
 1-BIGJIMMYNITE 4.00 2.40
 4-SWEEP THE PACK 2.40

$$6.40 \times 1.5 = \$9.60$$

EVD0819- 9 8.0D \$75,000 (VAL2)

#	PNCNAME	LdT	LATE EARLY	TOT R
1	1?BONAP2	2.0	--> P	163.1 4
2	3 VILAX4	-4.5	<---	165.2 2
3	4 T. B.3	1.5	-->	168.4 1
4	6 WINNI4	1.8	--> W	164.6 3
5	7 OAK H2p	4.1	----> S	163.0 5

EX-L	V-L	M-L	<E>	M-E	V-E	EX-E
------	-----	-----	-----	-----	-----	------

EVD0819- 9 8.0D \$75,000

THE VALIDATOR (VAL2)

BEFORE HIDE

PNCNAME LdT	SR	TOT-R	EP-R	LP-R	CP-R	HE-R	FX-R	V/DC-T
1?BONAP2	87	4	4	4	4	6	2	4 P
3 VILAX4	90	2	5	2	2	3	3	2
4 T. B.3	98	1	1	1	1	1	1	1
5 DIRTY3	81	6	6	4	6	2	6	5
6 WINNI4	89	3	2	3	3	4	4	3 W \$24 ²⁰
7 OAK H2p	86	5	3	5	5	5	5	6

✓ HIDE T.B Low ODDS FAVORITE

THE VALIDATOR (VAL2)

AFTER HIDES

PNCNAME LdT	SR	TOT-R	EP-R	LP-R	CP-R	HE-R	FX-R	V/DC-T
1?BONAP2	87	3	3	3	3	4	1	3 P
3 VILAX4	90	1	4	1	1	1	2	1
6 WINNI4	89	2	1	2	2	2	3	2 W \$24 ²⁰
7 OAK H2p	86	4	2	4	4	3	4	4 S

EVD AUG 19, 2000 (SAT) -- FLASH CHARTS

9 STK 3+ \$75,000 8.0D FT Clear

6-WINNING CONNECTION
1-BONAPAW
7-OAK HALL

✓ 24.40 ✓ 8.20 4.20
✓ 5.40 4.80
6.40

SCRATCHED (NONE)

Exacta 6-1 166.20
Quinella 1-6 58.00
Trifecta 6-1-7 1,321.80

Note that in races #4 and #7 where the winners paid only \$6.20 and \$6.50 respectively, I make the note "X 1.5," meaning that these kinds of favorites should be wagered 60/40. This makes a \$3 (base) wager yield \$9.30 and \$9.60.

In the past 18 months I dedicated two Follow Up's to Value Betting. Value was essentially defined as hiding any horse paying less than 5-2 and **passing** a race in which you found no Value horse ranked in the Top 3. There were a few deviations suggested when a 4th ranked horse would pay a huge mutuel.

Because so many clients had difficulty both in passing no Value races or accepting 3rd ranked choices, I have since written several dozen pages about abandoning "pure" Value betting in favor of accepting as wagers horses that will pay \$6 or a little less. This means that if your bet is as small as \$10 a race, you put \$6 on the *low odds* horse and \$4 on the most likely Value candidate. By most likely, I never said the horse with the highest odds. Unfortunately many interpreted it that way. So I get reports in which a 29-1 horse with little to recommend it is bet over a more solid contender that pays \$14. "But how do I know which one to bet!" is the question asked most. This is a "Do Me Something" question. The person asking it is surrendering his/her powers of observation and cognition to someone else.

All these races from three different tracks represent Tim's Before-The-Fact choices. So, he no longer has any problems. He let me help him with paceline interpretations on Thursday and Friday, Aug. 13-14. After that he insisted on being on his own. He made his betting selections on a separate piece of paper before he looked at results.

He feels he got his money's worth for a round trip ticket from the U.K., a week's rent at a local motel and food cost (not to mention the money he made betting). Plus he went for VAL2 because the F6 Auto Paceline Indicator enchanted him.

It also helped him with these and other races.

Tim also "wanted a go" at Thistledown. This track, like Evangeline Downs, he'd never heard of in England. We have a client who favors the track but does not pass enough races where the favorite is obvious but going off at less than even odds. He also does not bet 60/40 when a \$6.20 or even a \$5.80 favorite seem destined to win. Despite that he often wins and seldom loses more than a few dollars. He's also very polite and eager to learn which counts big with me.

THISTLEDOWN. Sunday, August 20.

TDN0820- 1 6.0D \$5,800
BOTTOM LINE -- BETTING LINE (VAL2) ✓

PNcNAME	LdT	SR	BAL	LS	TIE	ODDS	TRKDISTS	M/L	DAYS	AGE
5 GET S3		76	3	23.0		EVEN	TDN 6.0D	9/2	11	4 W 8.60
4?MIA R3		77	5	19.8 *		2-1	PLN 5.5D	8/1	11	3
6 DAVID1		75	5	19.8 *		2-1	TAM 6.0D	5/2	157	3
7 RIAL 1x		72	6	14.3		7-2	TDN 8.0D	3/1	11	3 S
2 DEALO3		72	7	13.0		4-1	TDN 6.0D	8/1	18	4 P

SYNTHESIS POWER RANKINGS AND FRACTALS

															PRIM										SUPP			
#	PNcNAME	LdT	SR	B L	L P	T O	PRIM		SUPP		FRACT			ESP	SCBL	E P R	L P R	C P R	T P T	H E W	F W X	S P N	S P X	F E C	T S	T P P		
							LS	R	LS	R	E	L	N															
1	2	DEALO3	72	7	2	4	29	4	21	4	3	4	5	EAR	1.0	4	4	5	4	5	4	3	5	3	5	4	4	
2	4	?MIA R3	77	5	5	3	17	2	14	3	2	3	3	EAR		1	5	1	3	4	1	2	3	2	3	3	3	
3	5	GET S3	76	3	3	1	13	1	5	1	1	1	1	E/P	1.0	2	1	2	3	2	2	1	1	1	1	1	1	
4	6	DAVID1	75	5	1	2	17	2	12	2	4	2	2	E/P	1.0	3	2	3	1	1	3	4	2	4	2	2	2	
5	7	RIAL 1x	72	6	4	5	27	3	23	5	5	5	4	PRE	7.0	5	3	4	2	3	5	5	4	5	4	5	5	

SCBL Calculated by Program to Conform to Today's Pace
FRACTALS WEIGHTED: E=Early L=Late N=Normal

PN cNAME COMMENT

4 ?MIA R LAST 2 RACES BEATEN 20 AND 23 LENGTHS

THE VALIDATOR (VAL2) ✓

PNcNAME	LdT	SR	TOT-R	EP-R	LP-R	CP-R	HE-R	FX-R	V/DC-T
2 DEALO3		72	4	4	4	5	5	3	4 P
4?MIA R3		77	3	1	5	1	4	2	2 X 8.60
5 GET S3		76	1	2	1	2	2	1	W 1
6 DAVID1		75	2	3	2	3	1	4	2
7 RIAL 1x		72	5	5	3	4	3	5	3 S

TDN0820- 2 6.0D \$12,000
BOTTOM LINE -- BETTING LINE (VAL2) ✓

PNcNAME	LdT	SR	BAL	LS	TIE	ODDS	TRKDISTS	M/L	DAYS	AGE
6 AMERI1	1	77	3	23.3	*	EVEN	TDN 6.0D	5/2	15	3 <i>S</i>
7 MARCY2		75	4	23.3	*	EVEN	TDN 6.0D	8/5	11	3 <i>P</i>
2 RAISE3		73	5	21.8		8-5	TDN 6.0D	8/1	23	3 <i>W 23.60</i>

SYNTHESIS POWER RANKINGS AND FRACTALS

				BASO		PRIM		SUPP		FRACT						PRIM										SUPP				
#	PNcNAME	LdT	SR	B L	S P	T O	LS	R	LS	R	E	L	N	ESP	SCBL	E P R	L P R	C P R	T E	H W	F X	S P N	F X	E T	T S	T P F				
1	2 RAISE3		73	5	3	3	18	2	13	3	2	3	3	EAR	2.0	2	3	3	2	3	3	2	2	2	3	3	3			
2	6 AMERI1	1	77	3	2	1	12	1	5	1	1	1	1	E/P	3.0	3	1	1	3	2	1	1	1	1	1	1	1			
3	7 MARCY2		75	4	1	2	12	1	10	2	3	2	2	EAR		1	2	2	1	1	2	3	1	3	2	2	2			

SCBL Calculated by Program to Conform to Today's Pace
FRACTALS WEIGHTED: E=Early L=Late N=Normal

PN cNAME COMMENT

1 ?BENNY LOST THIS ITS FIRST RACE BY 10.80 LENGTHS

5 ?HARD LOST BOTH ITS TWO RACES BY 10.50 LENGTHS

Before HIDES

THE VALIDATOR (VAL2) ✓

#	PNcNAME	LdT	SR	BAL	TOT-R	EP-R	LP-R	CP-R	HE-R	FX-R	V/DC-T
1	1?BENNY1	1	70	6	5	5	1	5	1	3	1 <i>HIDE</i>
2	2 RAISE3		73	8	4	2	5	4	5	4	W 4 <i>W/HIDE</i>
3	5?HARD	1	75	4	1	3	3	2	3	2	2 <i>HIDE</i>
4	6 AMERI1	1	77	5	2	4	2	1	4	1	1
5	7 MARCY2		75	7	3	1	4	3	2	5	1

TDN0820- 2 6.0D \$12,000

THE VALIDATOR (VAL2) ✓

AFTER HIDE

#	PNcNAME	LdT	SR	BAL	TOT-R	EP-R	LP-R	CP-R	HE-R	FX-R	V/DC-T
1	2 RAISE3		73	5	3	2	3	3	3	2	W 2
2	6 AMERI1	1	77	3	1	3	1	1	2	1	S 1
3	7 MARCY2		75	4	2	1	2	2	1	3	P 1

TDN0820- 3 5.5D \$5,800
BOTTOM LINE -- BETTING LINE (VAL2)

PNCNAME	LdT	SR	BAL	LS	TIE	ODDS	TRKDISTS	M/L	DAYS	AGE
6 COPEL2	2	83	5	23.0		EVEN	TDN 6.0D	9/2	20	5
4 SPEND2	2	82	4	22.8		EVEN	TDN 6.0D	3/1	20	4 ^W 7.40
5 ALERT3	1	81	5	20.0		9-5	TDN 6.0D	6/1	20	4
7 BREEZ2	2	79	6	19.0		2-1	TDN 6.0D	4/1	20	5 ^P

SYNTHESIS POWER RANKINGS AND FRACTALS

				B L L	A S P	T O T	PRIM		SUPP		FRACT					PRIM					SUPP							
#	PNCNAME	LdT	SR				LS	R	LS	R	E	L	N	ESP	SCBL	E P R	L P R	C P R	T E	H E W	F X	S P N	F X	E S	T S	T P P		
1	4	SPEND2	2	82	4	3	2	14	2	11	2	1	3	3	EAR	1.0	2	3	2	2	3	1	1	2	1	3	2	3
2	5	ALERT3	1	81	5	2	3	19	3	12	3	4	2	1	S/P	6.0	4	1	3	3	2	4	2	3	2	1	4	2
3	6	COPEL2	2	83	5	1	1	13	1	7	1	2	1	2	E/P	2.0	3	2	1	1	1	3	2	1	2	2	1	1
4	7	BREEZ2	2	79	6	4	4	20	4	18	4	3	4	4	EAR		1	4	4	2	4	2	3	4	3	4	3	4

SCBL Calculated by Program to Conform to Today's Pace
FRACTALS WEIGHTED: E=Early L=Late N=Normal

TDN0820- 3 5.5D \$5,800

THE VALIDATOR (VAL2)

#	PNCNAME	LdT	SR	BAL	TOT-R	EP-R	LP-R	CP-R	HE-R	FX-R	V/DC-T
1	4 SPEND2	2	82	4	2	2	3	2	3	1	2 ^W
2	5 ALERT3	1	81	5	3	4	1	3	2	2	1
3	6 COPEL2	2	83	5	1	3	2	1	1	2	1
4	7 BREEZ2	2	79	6	4	1	4	4	4	3	4 ^P

TDN0820- 5 8.0D \$10,500
 BOTTOM LINE -- BETTING LINE (VAL2)

PNCNAME	LdT	SR	BAL	LS	TIE	ODDS	TRKDISTS	M/L	DAYS	AGE
3 ACTIN2		82	6	22.5		EVEN	TDN 8.0D	9/2	14	5 <i>W16.60</i>
1 A MAS3		81	6	16.8		3-1	MNR 8.3D	6/1	23	7
6 RESEA3		81	4	16.3		3-1	TDN 8.0D	6/1	20	4
2 C BRI1 1		80	7	15.8		7-2	TDN 8.0D	4/1	32	4
8 ABOVE2 1		77	7	14.3		7-2	TDN 8.0D	6/1	14	5

SYNTHESIS POWER RANKINGS AND FRACTALS

SYNTHESIS POWER RATINGS AND TOLERANCES												PRIM												SUPP											
#	PNCNAME	LdT	SR	B	L	T	PRIM		SUPP		FRACT			ESP	SCBL	E	L	C	T	H	F	F	S	P	X	F	E	T	P						
							LS	R	LS	R	E	L	N																						
1	1 A MAS3	81	6	2	2		20	2	20	4	5	5	5	E/P		1	5	2	1	1	5	5	4	5	5	3	3								
2	2 C BRI1 1	80	7	4	4		24	4	17	3	3	3	4	PRE	3.0	2	4	4	3	5	3	3	3	3	3	4	4								
3	3 ACTIN2	82	6	1	3		12	1	6	1	1	1	1	SUS	3.0	4	1	1	2	2	1	1	1	1	1	1	2								
4	6 RESEA3	81	4	5	1		22	3	9	2	2	2	2	S/P	3.0	3	3	3	5	4	2	2	2	2	2	2	1								
5	8 ABOVE2 1	77	7	3	5		27	5	23	5	4	4	3	S/P	4.0	5	2	5	4	3	4	4	5	4	4	5	5								

SCBL Calculated by Program to Conform to Today's Pace
 FRACTALS WEIGHTED: E=Early L=Late N=Normal

THE VALIDATOR (VAL2)

#	PNCNAME	LdT	SR	BAL	TOT-R	EP-R	LP-R	CP-R	HE-R	FX-R	V/DC-T
1	1 A MAS3		81	6	2	1	5	2	1	5	2
2	2 C BRI1 1		80	7	4	2	4	4	5	3	3
3	3 ACTIN2		82	6	3	4	1	1	2	1	<i>W(1) 16.60</i>
4	6 RESEA3		81	4	1	3	3	3	4	2	2
5	8 ABOVE2 1		77	7	5	5	2	5	3	4	4

TDN0820- 7 8.5D \$60,000
 BOTTOM LINE -- BETTING LINE (VAL2)

PNCNAME	LdT	SR	BAL	LS	TIE	ODDS	TRKDISTS	M/L	DAYS	AGE
3 CRYPT1 1		93	3	23.8		EVEN	CD 8.0D	3/1	57	4 <i>P</i>
2 CHELS2 1		92	3	22.5		EVEN	CD 8.0D	9/2	36	4 <i>S</i>
5 SKIPPI		89	6	22.0		3-2	WO 8.5D	7/2	31	4 <i>W</i>

TDN0820- 8 6.0D \$5,800
 BOTTOM LINE -- BETTING LINE (VAL2)

PNCNAME	LdT	SR	BAL	LS	TIE	ODDS	TRKDISTS	M/L	DAYS	AGE
6 BAYOU1	2	75	6	21.3		8-5	TDN 5.5D	7/2	16	4 P
5 TWASA2		74	6	20.8		9-5	TDN 6.0D	8/1	16	3
7 SWORN1	2	75	4	16.8		3-1	TDN 5.5D	6/1	16	4 W 10-60
8 PLAYI3		71	6	13.3		4-1	TDN 6.0D	6/1	16	3
1 SCOTT3		70	7	10.0 *		5-1	AP 6.0D	4/1	10	3
4 NERVY1	1	70	9	10.0 *		5-1	TDN 6.0D	9/2	11	3 S

SYNTHESIS POWER RANKINGS AND FRACTALS

SYNTHESIS POWER REFINANCE AND PRODUCTION													PRIM										SUPP													
			B L T			PRIM			SUPP			FRACT																								
#	PNCNAME	LdT	SR	A L	S P	T	LS	R	LS	R	E	L	N	ESP	SCBL	E P	L P	C P	T	H	F	F	S	P	N	F	X	L	T	S	P					
1	1 SCOTT3		70	7	4	4	32	5	21	4	6	3	3	PRE	8.0	6	3	6	4	3	5	5	5	5	4	4	4	3								
2	4 NERVY1	1	70	9	6	6	32	5	28	6	4	6	6	EAR	4.0	2	6	5	5	6	4	4	6	4	6	6	6									
3	5 TWASA2		74	6	1	3	19	2	13	3	3	4	4	E/P	5.0	4	2	3	3	2	2	3	2	3	1	3	4									
4	6 BAYOU1	2	75	6	3	1	14	1	8	1	1	2	2	EAR		1	4	1	1	4	1	2	1	2	2	1	2									
5	7 SWORN1	2	75	4	5	2	20	3	10	2	2	1	1	PRE	2.0	5	1	2	6	1	4	1	3	1	3	2	1									
6	8 PLAYI3		71	6	2	5	28	4	25	5	5	5	5	EAR	4.0	3	5	4	2	5	3	6	4	6	5	5	5									

SCBL Calculated by Program to Conform to Today's Pace
 FRACTALS WEIGHTED: E=Early L=Late N=Normal

THE VALIDATOR (VAL2)

#	PNCNAME	LdT	SR	BAL	TOT-R	EP-R	LP-R	CP-R	HE-R	FX-R	V/DC-T
1	1 SCOTT3		70	7	4	6	3	6	3	5	4
2	4 NERVY1	1	70	9	6	2	6	5	6	4	5 S
3	5 TWASA2		74	6	3	4	2	3	2	3	2
4	6 BAYOU1	2	75	6	1	1	4	1	4	2	① P
5	7 SWORN1	2	75	4	2	5	1	2	1	1	W 2 $\$1\frac{1}{2}$
6	8 PLAYI3		71	6	5	3	5	4	5	6	4

Sometimes I feel that clients don't reflect enough. They don't sit back and visualize solutions to whatever problems they may have. They handicap and wager strictly by rote and expect all answers to come from their specific question to our tech support. They are ignoring a vital fact inherent in all productive learning: that dwelling on a specific part of a problem is highly IN-effective. Avoid dwelling on the individual parts. Focus on the **whole**.

In using his E-L graph, Tim tends to focus on the contenders clustering toward the middle. He is suspicious of horses with too much Early or Late. It has paid off well for him

VAL 2 goes a long way toward eliminating ties and seems to pick more Exactas in the top 3 and Trifectas in the Top 4. Notice that in 12 races Tim Brothers encountered only 2 ties for Win. Both were easily separated by odds. In addition he had seven obvious Exactas along with six Trifectas.

NOTE: All races were done using Validator 2 F-6 feature: Paceline Indicator was used to determine the most predictive lines from the many entered. Non-Contenders were eliminated from new, isolated Primary Corollary screen. Tim also makes good use of the E-L graph in making final wagering decision.

Great for a conceptual understanding of the Sartin Methodology ...

3 Video set - \$99.00

5 Audio set - \$60.00

Video #1/Audio #1
PROCEDURE and CONCEPT
with Workbook

Video #2/Audio #2 (2 audio tapes)
WINNING Step-by-Step
with Workbook

Video #3/Audio #3 (2 audio tapes)
THE PSYCHOLOGY OF WINNING
with Workbook

The Audio set contains the same information as the Video set.

Workbooks for both Video and Audio set are identical

Still good after all these years...


SARTIN MANUALS AVAILABLE

THE 55% SOLUTION: Key to Exacta Profits \$32.00
A dynamic treatise on how to win exotics

THE PSYCHOLOGY OF WINNING \$25.00
Dr. Sartin's celebrated treatise on the subject that is 80% of winning.

CHAOS MANUAL \$25.00
An in depth study of Chaos theory applied to handicapping

Psychology of Winning



Howard G. Sartin, PhD

Successful Wagercapping “The Mental Game”

FEAR: False Evidence Appearing Real

1. What are you afraid of?

Take out a sheet of paper and write down your fears. Don't edit your thoughts. Just see what comes out. Writing down your fears takes them out of your head, out of your unconscious chatter and makes them tangible. Acknowledging that you have the fear is the first step toward change.

Ceci Russell

It's become a favorite subject of TV Sports Announcers:

“THE MENTAL GAME”

In the 3 hour telecast where a flu-ridden Tiger Woods lost by a stroke in Palm Desert, Al Michaels and the other announcers must have used the expression “mental game” at least 50 times.

The vast majority of purveyors of handicapping systems and methods claim that this is an “information” game. Few will accept that it's 90% mental *if* one has a selection procedure that is even reasonably accurate. Where the “mental game” dominates is in the **decision making process**. The word I get most often is, “The winner was right there in my readouts but I failed to bet it.”

Selling Information is what keeps handicapping magazines and book sales healthy. I have yet to meet anyone who actually learned to **win consistently** by reading magazines or books on handicapping. They all offer diverse bits of information that's *supposed* to lead us to the Win Window. Most avoid teaching the true **art and science of winning** itself. They devote a lot of space telling their readers who “should” win. Unfortunately the horse that “should” win does so about 22% of the time. Ironically most experts - one horse bettors - do not even claim that they win more than 22% of the time. However, they do claim that these 2.2 winners in ten races all pay double digit mutuels.

Tom Brohamer is a rare exception and wins a higher percentage of his races but, unlike his hyperbolic counterparts, doesn't brag about getting nothing but double digit mutuels. His double digit figures come in his golf game which is still around par. Pretty good for a 60 year old man. He says he's no longer very interested in handicapping, preferring golf. 60 years old! Egad, I knew him when he was kid!

Lately I've been getting more correspondence about being “In the zone” than any other kind; Right brain, left brain and other psychologically oriented questions. In fact *most of the questions*

we get are essentially psychological, even when the clients don't frame them that way. It is a delight to receive those where the client recognizes his/her problem as being psychological. Not so with those who will never admit that their personal psychology has anything to do with handicapping success or failure.

Happily the latter group is small. Sadly, they are apparently semiliterate or just obstinately put themselves in a mental set that glorifies ignorance. This is the tyranny of the mediocre also known as **intimidation by ignorance**. More of us are intimidated by this kind of behavior more than we are by persons with superior knowledge. It's one thing to succeed in life bragging of an education that ended in the 10th grade, but another to *fail* and *still* brag about it.

I see ads for "Hooked on Phonics," where they guarantee at least one higher grade in reading after six weeks or your money back. Also, most public high schools also offer remedial reading classes at night.

I'm well aware of the fact that than much of the alleged semi-literacy claimed by that nagging minority of clients stems from laziness and/or stubborn resistance.

I know a number of our supposed competitors who deal in volume sales. They will grant that much of their response comes from persons boasting of a kind of ignorance disguised as knowledge. They just sell what they can to these people and ignore their failures. That's the advantage of volume sales to a mass market. We've never had or wanted the luxury of mass acceptance.

Over the years our Methodology has appealed almost exclusively to those looking for an intellectual challenge. As a result of the many caveats in our Information Package, only a few of the other kind slipped by our scrutiny. I wish they hadn't.

I get many intelligent questions about Right-Left Brain Hemisphere Topology and "Being in The Zone." Don't worry about Hemisphere Topology. It's good for popular magazine articles but makes no difference if you're using one of our Advanced computer Programs. The "Zone" subject was very big when Michael Jordan was still playing and has reemerged with the amazing feats of Tiger Woods.

Along with Mohammed Ali, Jordan and Tiger are **advocates of meditative visualization** and attribute the success of their "mental" game to this practice. It's also a basic teaching in Buddhism. In Tiger's case, it also helps to be able to see in the dark.

Despite Follow Up articles on the **losing power** of trying to use more than six bits of information, **many clients still think that more information equals greater profit**. For years both Cognitive and Behavioral Psychologists have made many extensive studies of "HorsePlayers" and found that when they tried to apply more than Six pieces of information their skills deteriorated. While their confidence rose with the extra ammunition, their profits dropped dramatically. It's also quite interesting to note that the majority of the "Horseplayers" under study who won using a minimum amount of information, went back to seeking more information at the end of the studies. They *lost*. But they lost with a lot more confidence.

That's "HorsePlayer" mentality for you.

A successful example of **minimal information** is Tim Brothers from England. They have no real "information" in the U.K. that applies to North American Racing. All Tim knows about U.S. Racing is what he reads in our manuals and Follow Ups. He uses nothing but Bottom Line/Betting Line, The Early-Late Graph and the V/DC from Validator 2. Val 2 also helps him when he has any doubts about Paceline Selection. Oh, yes. He can also read a Tote Board.

Since getting the Methodology, he has never bet a British race. He downloads our races through TrackMaster and bets by internet or phone through a New York site.

Virtually every other purveyor in this field sells information. Sells it and claims that the more

information we have the more we win. As with most of the claims of handicapping hucksters, these claims are 180 degrees opposite of truth. Yet, even some of *you* believe in the "more Information" theory. It's hard to abandon.

This is why newcomers with *no handicapping experience* who have never read anything on the subject, often do better than old hands. Do better that is, until some old hand contaminates them with the kind of Information that destroys their profit potential.

The excessive information concept has done one thing for sure. It has been a major contributor to the fact that in today's racing, favorites pay less while Overlays pay much more than ever. The only time when both favorites and overlays paid more was in the days of minimal track "take" and before Incremental (fractional) times and beaten lengths were published.

Here, for the benefit of those who didn't see them - or who ignored them - are results of two "information" studies.

Dreman Value Stock Report

Published by FORBES MAGAZINE and DREMAN VALUE MANAGEMENT LLC

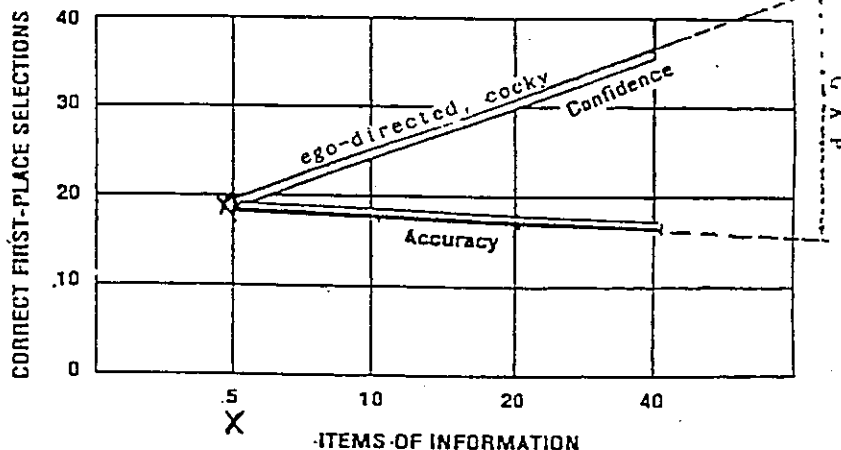
THE INFORMATION PARADOX

There is a tremendous demand among investors for incremental information on stocks. Every scrap, every fact, and every rumor is devoured eagerly. Investors believe that the increased dosage of information gives them a shot at "the big money." Would that it were so straightforward. Paradoxically, what might seem like an information "edge" may not help you. A large number of studies show rather conclusively that giving an expert more information doesn't do much to improve his judgment.

Interestingly, the finding seems universal — no improvement with more information. The same results were obtained using track handicappers. Eight veterans of the racing form were progressively given 5 to 40 pieces of the information they considered important in picking winners. As the nearby table shows, their confidence rose directly with the amount of information, but the numbers of winners, alas, did not.

BAD NEWS FOR HANDICAPPERS

Average changes in confidence and accuracy with increasing amounts of information



The Age of Information Overload

I thought I'd send you a copy of this article which appeared in the June 28 issue of *U.S. News and World Report* magazine. It is actually an "article within an article." In this issue, the magazine did a major story on retirement. But within the article they referred to "A study of horse-race handicappers done by Paul Slovic, a professor of psychology at the University of Oregon." In the study:

Slovic asked 17 handicappers to predict the outcome of races already run. Slovic doled out information about the horses a little at a time, each time asking the handicappers to predict the winner and to note their confidence in the predictions. He found that as the amount of information increased, confidence increased, but the accuracy of the predictions did not. Maybe what they are saying here is the more information you receive, the more confusing the situation becomes.

A Salute to Client Bill Blair

Bill is one client who was never intimidated by the multiple sets of corollaries in Synthesis. When I released Validator, then Validator 2, I emphasized that no one should buy them if they had the analytical powers to make optimal use of the corollaries in Synthesis. Many found they did not and went to Validator.

Mark Cramer profited handsomely from my use of Synthesis. I increased his \$200 test bank many times over. He graciously gave half to the Maryknoll Fathers for charity work in New York. Yet in writing about this success in the C&O (now defunct) Report, he said that Bottom Line/Betting Line was *all* we needed, that the corollaries might well tend to confuse people.

He was correct. Many were confused to the point of indecision that was virtually stupefying. Suddenly a group of clients who had declared devotion to the idea that "More was Better," became enamored with Less. Especially when "Less" meant a single readout that, by itself, did the work of the many.

Cramer's assertion that BL/BL was the greatest thing since sliced bread, was flattering but I knew even BL/BL could be improved upon. It was not the greatest thing since sliced bread, only the best thing to come along since the hole in the doughnut.

Filling that hole with jelly to sweeten the profits and thereby improve upon BL/BL, was the motive behind the creation of The Validator and V/DC. Now, when V/DC and BL/BL are not tied, the Validator ranks contenders at least one better.

The only confusion that remained with Validator was handling Ties and picking the pacelines best liked by the program. Both of these problems have been answered in Validator 2. The Auto PI: Paceline Indicator plus the condensed Corollary Screen will leave no one confused - unless they just happen to be constitutionally confused by everything, including life itself.

Bill Blair stuck to his guns. He *likes analysis*. Unlike so many who claim to "like" certain things, he put his mind to work. He learned Corollary Relationships by Track, Distance, Surface and Competition Level. If Cramer was referring to him about being confused, he was going to prove to Cramer that confusion was not necessarily the handmaiden of all Wagercappers.

Bill kept a record of his wins and losses related to his choice of Corollaries determining through practice which sets are most viable in any given circumstance. He asked very few questions of us. He

asked them of himself. He worked hundreds of races until he had answered them all satisfactorily - to himself.

Much was made of Tiger Woods' ability to play golf in the dark. We learned that this ability came from practice and of noting the exact distance he would get from any given swing with a designated club. He and his caddy had those notes and records and used them skillfully. Bill Blair does the same thing. He worked until he knew the power of each set of corollaries under any given situation. He also makes notes to himself on every readout; notes about what he did correctly or incorrectly, when and why he passes or selects a 3rd or 4th Ranked contender for wagering.

First segments from his letter to me, he asks if he should "update" to Validator. He also says he has "lots of time." My answer: if he enjoys long periods of analysis and record keeping, he should keep on doing what he's doing. If he no longer has "lots of time," then I would say, update. Get Val 2. Take advantage of the new science of "Probability Convergence."

Perhaps he may want to wait until he's older and no longer enthralled by complex challenges. After a certain age, winning with aspirin instead of penicillin, becomes simple, fast, profitable and both intellectually and emotionally rewarding.

Bill sent me a large envelope stuffed with readouts and results from consistent wins over a period of several days. A number of other clients had done similarly. Since these races would take up at least two full issues of the Follow Up, I've decided to publish a manual called: "Consistency." Some clients won't like it because they do not like to read Vox Pop or documentation of other people's success. They want to know how "they can do it".

One of the best ways I know is to re-examine the readouts and betting decisions made by winners like Blair and then **emulate them**. Knowing that it *can* be done is the first hurdle I overcame. Once I knew it could be done, I said to myself, "If he can do it, so can I!" That should be the self-pledge of anyone who has accepted the notion that they are non-winners.

We learn from *losers* what **not** to do. From winners we learn **what to do**. Please don't avoid reading Vox Pop. These communications come from those who **overcame**. They should be the kind of inspiration that tells us all that every client can **win profitably** if they have subscribed to, completely digested and followed Follow Up directions and guidelines for at least six issues. The truly big winners say they read each Follow Up several times.

BETTING BY EXAMPLE

Not Fixed RULES

The reason I reproduce so many winning readouts in the Follow Up is so you can learn by example from persons who are profiting. Even most of our clients who are not consistent winners have the winner in their readouts. What they all ask for are **RULES** on how to bet.

No such rules exist. Plenty of authors have written betting handbooks that are tantamount to rules. Yet, I've never met one of those authors who consistently wins. That's also true of their readers.

The secret of optimal wagering lies within the individual psyche. Some people prefer to be right once in a while by having a few winners. The desire to be **right**, even occasionally, about a horse that wins so overpowers the minds and emotions of some that it precludes the desire or ability to make consistent profit.

If I were to make "rules" on the subject, the first would be:

Bet in such a way that you're **always about even and never have to make up for a lot of previous losses** when your Overlay win occurs. This will often mean betting Place horses when the more obvious winners are going to pay very little. It also means learning to **pass** or making proportional bets so that you still profit from Underlays.

The second is: Carefully measure **risk against reward** when betting any race. If you **keep your records** for both Win and Place, you'll have sufficient indices of where your wins, overlays and best paying Place horses come from. When I say records I mean **your** records of what **you did** over a reasonably sufficient cycle of races.

Since it embarrasses me to lose, especially in front of others, I keep from being embarrassed by following both these so-called rules. I refuse to get more than one full race bet (\$20) behind. I get kidded a lot for having a couple of Place or Show Tickets among my Winners. Yet they keep me even so that when I hit double digit overlays my reward is almost all gravy because I do not have to make up for a lot of losses in previous races.

I learned this technique from the same source that causes so many other people to Lose. **FEAR**. I'm afraid to lose because doing so would sully my so-called expert reputation. It may be a bit neurotic since other alleged experts don't mind losing in front of witnesses. But I do mind. So, while I'll always have at least two Win bets, I'll often spread another \$10 or so in backup bets.

As much as I disdain references to "How I Do It," I can offer many dozens of witnesses from past seminars and wagering center outings who will testify that it these backup bets that turn my win bets into total profit. In horse racing there are lots of other bets beside Win that produce profit. And here I'm speaking less of Exotics than I am of backup bets on high paying winners as well as when the Winners are destined to pay too little to bother.

Look: When neither Win bet horse comes in, 10 on a place horse paying at least \$6 (I won't take less) = \$30. Bet \$30. So if my total bets on the race equal \$30, I break even. Now I don't have to play catch up when one of my Overlay Win bets does come in. It's ALL PROFIT.

I must admit that by Wagercapping only two or three times a week and carefully selecting the tracks and races bet, I find a lot of Value. However, were I confined to betting daily at a single track, I probably would **not** Value bet. I would bet proportionately and pass a lot, just as I've advised you. I don't want to show a "miss" when a lot of favorites win. Value betting is for those who can sit on their hands until they spot a Value opportunity. Many clients can, some can't.

My philosophy is the exact opposite of Barry Meadow's go-for-broke, and have the ONLY winning ticket, etc. But then my average profit is considerably higher than his prescribed 5 to 11%. I wouldn't get out of bed for an 11% profit margin. Good grief, the average of 5 and 11% is 8%. That means I'd have to bet \$1,000 to make \$80. No Way!

And what about New York's biggest bettor and alleged winningest "player" in that HorsePlayer Magazine article we published a few issues back. He bet as much as \$10,000 daily to make a maximum of 15% profit. The \$1500 looks okay but If it takes \$10,000 (ten thousand dollars) to make it, why waste time Wagercapping? 300 days of betting is Three Million dollars. Profit is 450,000. Buy a Saturn dealership. One year of betting at \$10,000 a day will buy more than one and those dealerships have been over 40% profitable the last four years. Virtually every race offers Win, Place and Show wagering. Most offer Exactas and Trifectas. Some have Superfecta and Triple (pick Three) wagers. First keep *your* records of how often you win and profit from any one or combination of these Exotic opportunities, then bet based on your records - PROVEN personal strength.

If you just refuse to lose you'll find a way to win. Psychological "crap," you say? Try it. Make each Wagercapping decision as if you were leading troops into battle. Don't Play, think! You'll be surprised what a difference it will make in your results.

If you don't find any personal strengths, just have fun with \$2 bets. Or, if worse comes to worst, those Saturn dealerships are always looking for Salespersons.

WIN

PACE LAUNCHER ~ SYNTHESIS ~ VALIDATOR V/DC

RACE	#1 BL/BL or V/DC		#2 BL/BL or V/DC		#3 BL/BL or V/DC		#4 BL/BL or V/DC		MY BETS	
	SSS	BAL	SSS	BAL	SSS	BAL	SSS	BAL	# 1	# 2
1	\$									
2	\$									
3	\$									
4	\$									
5	\$									
6	\$									
7	\$									
8	\$									
9	\$									
10	\$									
11	\$									
12	\$									
13	\$									
14	\$									
15	\$									
16	\$									
17	\$									
18	\$									
	\$									

SUMMARY BL/BL TIER LEVELS OR VALIDATOR V/DC RANKING

#1 # WINS _____ AVE MUTUEL _____ AVE BAL. _____ COM- _____	#2 # WINS _____ AVE MUTUEL _____ AVE BAL. _____ COM- _____	#3 # WINS _____ AVE MUTUEL _____ AVE BAL. _____ COM- _____	#4 # WINS _____ AVE MUTUEL _____ AVE BAL. _____ COM- _____
---	---	---	---

PLACE

PACE LAUNCHER ~ SYNTHESIS ~ VALIDATOR V/DC

RACE	#1 BL/BL or V/DC		#2 BL/BL or V/DC		#3 BL/BL or V/DC		#4 BL/BL or V/DC		MY BETS	
	\$\$\$	BAL	\$\$\$	BAL	\$\$\$	BAL	\$\$\$	BAL	# 1 &	# 2
1	\$									
2	\$									
3	\$									
4	\$									
5	\$									
6	\$									
7	\$									
8	\$									
9	\$									
10	\$									
11	\$									
12	\$									
13	\$									
14	\$									
15	\$									
16	\$									
17	\$									
18	\$									
	\$									

SUMMARY BL/BL TIER LEVELS OR VALIDATOR V/DC RANKING

#1	#2	#3	#4
# WINS _____	# WINS _____	# WINS _____	# WINS _____
AVE MUTUEL _____	AVE MUTUEL _____	AVE MUTUEL _____	AVE MUTUEL _____
AVE BAL. _____	_____	_____	_____
COMMENTS _____			

E X P O S É

Track Profiles from Result Charts ~ Misleading and Non-Predictive

The only thing good about the Track Profiles sold by enterprising entrepreneurs and racing periodicals is that they make money for their purveyors while so often tragically misleading the handicapper.

According to one celebrated author writing in the American Turf Monthly August issue, wire-to-wire horses won 180 out a total of 363 races at Del Mar in 1999. That's almost 50% and includes Turf winners and First Time Starters. On the Dirt only, the percentage was 54% wire-to-wire.

In order to come up with these stats, the author had to hedge on the actual meaning of **wire-to-wire**. He redefined it as being "Any winner that was a lone pace setter - or dueled within ONE HALF length of the leader at the 2nd Call" (the half mile in sprints, the 3/4 mile call in routes through a mile and 3/16ths).

Redefining the age old term **wire-to-wire** does little to help handicappers. They can't successfully handicap today's races by 1999 results. In the first six days at Del Mar the Result Charts showed over a dozen true wire-to-wire winners but if one allows the definition of WTW to be altered, a total of 29 qualified by being within 1/2 length at 2nd Call.

These are Result Chart figures. Using the handicapper's tool, Past Performance lines, only seven of these winners qualified by either interpretation of WTW. One contender, CHELSEA BARRACKS, qualified right up to the finish. Unfortunately, it was beaten so cannot be counted as a winner. In one race the only Past Performance WTW winner, GOLD DISC, finished 5th. It was the one of many WTW Result Chart **losers** that had gone wire-to-wire in the past.

One long shot whose PP lines did NOT qualify it as WTW, but did win WTW in the Result Charts, paid \$23 to win. Completely ignoring every other handicapping guideline, the average mutuel for the rest of the redefined WTW Result Chart winners was \$10.80. If you missed the \$50.20 and \$23 winner through conventional handicapping, the average Win Mutuel was \$8.20. Fair profit, little action. 7 races in six days.

Summarizing the entire 2000 Del Mar Season, there was a plethora of wire-to-wire winners but very few had Past Performance lines that indicated they would take and hold a lead to the wire. The vast majority of winners that did run WTW had usable pacelines that showed them as Early Presser, Pressers, Sustained - even Late.

Back to the article: The author states that **no Turf winner** came from more than 6 lengths off the pace. The winner of the Oceanside Stakes, STORMY JACK was 9th at the Result Chart 2nd Call, only 5.6 lengths behind. Yet in its **two** Past Performance WINS, it qualified as a Closer. In those races it was 8 and 8.9 lengths back at the 2nd Call.

Now compare the stats of this well-known author against those in the same issue computerized by BRIS. Their figures show an average of 33% sprinters going WTW. 5.5 furlongs led with 44%. At 6 furlongs only, 30% went WTW and at 7 furlongs, 25%. The other author shows 55.3% WTW at 6 furlongs and 39% at 7 furlongs. Reading, and trying to accept the information in both articles is most confusing.

Bris's only distinction between Dirt and Turf races was in Turf Routes where they show 19% winning Wire and Early. They use my term, ESP but *incorrectly*. They employ visual perception of lengths ahead or behind, Not percentage of Early and Non-Early Energy Exertion. Makes a big difference for those who want to win.

If 19% win Early this means that 81% win running NON-Early. That's confirmed by our own resume of Win Mutuels at Del Mar in 1999 and the first 5 days of 2000. The average payoff for dedicated Early runners, not limited to WTW was \$6.80. Most were favorites and 37% of all favorites won in 1999.

Interestingly enough the Average win mutuel for **all** races at Del Mar in 1999 was \$10.48. Since most Early horses were among the \$6+ favorites, betting on NON-Early horses was more profitable even for those without a viable method who were willing to bet *against* the Result Chart Win Profile.

While neither BRIS nor the other author bothered to make a payoff distinction, the average Mutuel of non-Early winners was \$12.80, all distances and surfaces, excluding races with First Time Starters and European horses with no North American running line.

Other than our clients, most horseplayers I know (as opposed to Handicappers), are keen on using someone's published Track Profiles. They say they abide by them and then wonder why they don't win. The answer is obvious: First they utilize them only when horses meet outdated mainstream Recency and Class and Track Class rules. You cannot be consistently successful using Result Chart statistics for a previous year or even from last week *unless* you bet solely on winners that qualify from WTW Past Performance data. That would mean making only seven bets in the first six days at Del Mar, 2000. Two of those seven bets would have to be on horses that paid \$23 and \$50.20, requiring that you completely ignore all conventional wisdom handicapping horses as did the crowd.

It is vital to understand that the matchup between contenders in their Past Performance Lines is **far different** from that in the Result Charts.

However, if you could get tomorrow's newspaper today, using Result Charts would make you a consistent winner.

Let's look at the first 6 days at Del Mar



Opening Day:

Race 1: IRON WOODMAN won going wire to wire and qualifies by the author's definition. In its best Past Performance line the horse had 2nd lowest Speed figure in the field of seven. While qualifying by the Profile, not many believed in it since the horse paid \$23 to win. In this same race GOLD DISC also had a WTW victory in its PP's 3 races back It also had the highest Speed figure in that 7 horse field. It finished 5th.

ML=15/1

8 IRON WOODMAN

AGE=4

COMMENT:

EQUALIZED, NORMALIZED AND ADJUSTED

L	DAYSTRK	RCODISTSd	1STC	2NDC	FINC	BL1	BL2	BLS	BLF	SR	L	PI
1	22HOL	10FT 8.5D	46.8	112.3	146.6	1.00	0.50	1.50	0.00	66	1	1
2	55HOL	4FT 8.5D	47.0	112.3	144.8	0.15	0.50	2.50	8.50	66	2	
3	88HOL	6FT 6.5Dp	46.7	111.5	144.3	9.80	12.70	9.80	8.00	70	3	
4	487SA	9FT 8.0D	47.1	111.6	142.9	1.50	6.10	12.10	23.10	61	4	
5	528SA	6FT 6.0Dp	46.3	110.7	141.8	10.20	12.10	18.20	21.30	69	5	

ML= 7/2

2 GOLD DISC

AGE=7

COMMENT:

EQUALIZED, NORMALIZED AND ADJUSTED

L	DAYSTRK	RCODISTSd	1STC	2NDC	FINC	BL1	BL2	BLS	BLF	SR
1	22HOL	6FT 8.5D	46.5	111.3	144.4	0.00	5.60	10.70	18.60	58
2	292SA	6FT 8.0D								
3	320FPX	8FT 8.5D	47.3	112.1	143.0	1.50	2.00	3.00	5.30	79
4	403HOL	2FT 8.5D	46.8	112.0	143.4	0.00	0.00	0.00	0.00	82

1st day of 43-day Thoroughbred meeting.

5009 — FIRST RACE. 1 1/16 Mile Purse \$15,000. 3 year olds & up. Claiming prices 10,000-8,000.

Horse and Jockey	PP	¼	½	Str.	Fin.	To\$1
Iron Woodman, Baze	8	12½	13	11½	11½	10.50
Master Carson, Gomez	7	4hd	3½	3hd	2½	4.40
Renard, Berrio	5	6½	6½	5½	3rd	19.50
Sheen, Desormeaux	6	7	7	4½	4½	2.90
Gold Disc, Espinoza	2	2½	22	2½	53	3.10
Before And After, Enriquez	4	3hd	4hd	65	67	3.30
River Running, Garcia	1	53	53	7	7	6.10

Scratched — Pueblo Peak, Timely Stitch Claimed — Gold Disc for Sam H Aldabbagh by Paul Aguirre. Claimed — Iron Woodman for Garcia and Haasgma by Rafael Becerra. Claimed — Sheen for Dot Com Stables and Hess Jr by Robert Hess.

8—Iron Woodman	23.00	11.00	5.60
7—Master Carson	5.20	4.20	
5—Renard		7.40	

Race 2: PETER'S POND did qualify from his PP's. That's the good news for Profilers.

The bad news is, it paid \$3.40.

ML= 7/5

6 PETER'S POND

AGE=5

COMMENT:

EQUALIZED, NORMALIZED AND ADJUSTED

L	DAYSTRK	RCODISTSd	1STC	2NDC	FINC	BL1	BL2	BLS	BLF	SR	L	PI
1	14HOL	5FT 6.0D	21.8	44.8	109.9	0.20	0.20	0.15	0.50	86	1	
2	47HOL	5FT 7.0D	21.2	43.6	109.7	0.00	0.00	0.00	0.00	87	2	1

5002 — SECOND RACE. 6 Furlongs Purse \$25,000. 3 year olds & up. Claiming prices 20,000-18,000.

Horse and Jockey	PP	¼	½	Str.	Fin.	To\$1
Peter's Pond, Gomez	6	14½	17	18	14½	0.70
Free World, Enriquez	4	2½	3hd	2½	2½	6.60
Money Order, Pincay	1	5	5	5	3½	16.20
I'mOnFireForYou, Delahous-						
saye	3	3½	4½	3½	4½	2.70
Awesome Daze, Pedroza	2	46	2½	42½	5	5.20

Scratched — Fan Of Pain Claimed — Free World for Lemalu Stables by Antonio Avila. Claimed — I'mOnFireForYou for Lovero and Team Green by Barry Abrams. Claimed — Peter's Pond for Keith Abrahams by John Sadler.

6—Peter's Pond	3.40	2.80	2.20
4—Free World	4.40	3.00	
1—Money Order		2.80	

Race 3: Not a WTW Victory. When a race is won by other than a WTW horse henceforth the race won't be shown.

5003 — THIRD RACE. 1 1/16 Mile Turf Purse \$57,000. 3 year olds & up. Allowance. Rail at 0.

Horse and Jockey	PP	1/4	1/2	3/4	Str.	Fin.	To\$1
Irish Prize, Desormeaux	1	5 ²	5 ²	2 ¹	1 ³ ⁴	1 ¹	1.10
Physique, Atkinson	8	1 ¹ ⁴	2 ⁴ ⁴	1 ¹	2 ¹	2 ¹	25.70
Heroic Blue, Nakatani	3	6 ² ⁴	6 ³	4 ¹ ⁴	3 ⁴	4 ⁷	4.70
Diplomat, Espinoza	4	3 ⁴	4 ²	3 ²	4 ² ⁴	5 ³	3.30
Diggit, Flores	5	4 ¹ ⁴	3 ⁴	6 ² ⁴	5 ³	7 ⁰	7.00
Ebisu, Sorenson	2	2 ²	1 ⁴	5 ⁴	6 ²	6 ²	15.50
Shadow Creek, Albarado	7	7 ² ⁴	7 ² ⁴	7 ¹	7 ¹	12 ⁴	12.40
Boldini, Tave	6	8	8	8	8	45 ⁵	45.50

Scratched — Little Prince

1—Irish Prize4.20 3.40 2.60
 8—Physique13.60 4.80
 3—Heroic Blue3.60

Race 4: Winner WOLF did not qualify from PP's.

5004 — FOURTH RACE. 1 Mile Turf Purse \$57,000. 3 year olds & up. Allowance. Cal-Bred.

Horse and Jockey	PP	1/4	1/2	3/4	Str.	Fin.	To\$1
WolfWithIntegrity, Nakatani	3	2 ¹	2 ⁴	1 ¹ ⁴	1 ¹	2 ⁵	2.50
Cozy Man, Pincay	6	4 ² ⁴	5 ¹	3 ³	2 ¹ ⁴	5 ³	5.30
Hushed Victory, McCarron	2	5 ² ⁴	6 ³	2 ¹	3 ⁴	2 ⁶	2.60
Count Again, Rollins	1	7	6 ⁴	4 ⁴	4 ⁴	36 ⁰	36.00
Immense Variety, Garcia	4	6 ⁴	7	5 ⁵	6 ³	3 ²	3.20
Prized Match, Martinez	5	3 ⁴	4 ¹	6 ²	6 ⁸	35 ⁸	35.80
Kid Rock's, Espinoza	7	1 ¹ ⁴	1 ⁴	7	7	4 ⁵	4.50

Scratched — none.

3—WolfWithIntegrity7.00 4.20 2.60
 6—Cozy Man5.40 3.20
 2—Hushed Victory3.20

ML= 3/1

3 WOLFWITHINTEGRITY

AGE=3

COMMENT:

EQUALIZED, NORMALIZED AND ADJUSTED

L	DAYSTRK	RCODISTSd	1STC	2NDC	FINC	BL1	BL2	BLS	BLF	SR	L	PI
1	27HOL	5FT 6.0Dp	46.4	110.8	135.9	3.60	5.10	4.50	5.00	81	1	
2	70HOL	7FM 8.0T	45.6	109.8	135.3	15.30	10.70	7.70	5.60	84	2	
3	87HOL	9FT 9.0D	44.9	109.7	136.7	0.15	1.10	13.40	18.10	64	3	
4	112SA	1FT 8.0D	46.1	110.9	137.1	1.50	1.10	0.00	1.80	79	4	
5	132SA	3FT 7.0Dp	46.2	110.8	136.6	2.00	1.00	0.00	0.00	83	5	
6	146SA	3FT 6.5Dp	46.0	110.9	136.1	2.50	1.10	2.50	5.00	81	6	
7	168SA	5FT 6.5Dp	46.2	110.6	136.7	4.30	5.60	7.50	11.50	71	7	
8	202SA	6FT 7.0Dp	46.3	110.9	138.4	6.90	4.30	3.50	0.00	74	8	

5th Race: Winner, DUKE OF GREEN. Was a head short of qualifying. However, no WTW victories even by the author's relaxed definition. In its only wins it was 8 and 8.9 length off the 2nd Call Pace.

5005 — FIFTH RACE. 1 Mile Turf Purse \$75,000. 3 year olds. First division of "Oceanside Stakes" Rail at 0.

Horse and Jockey	PP	1/4	1/2	3/4	Str.	Fin.	To\$1
Duke Of Green, McCarron	10	3 ²	3 ¹	1 ⁴	1 ⁴	1 ⁵	1.50
Designed For Luck, Dela-							
houssaye	8	4 ⁴	4 ⁴	4 ¹ ⁴	2 ²	8 ⁸	8.80
Safarando, Gomez	4	6 ³ ⁴	6 ⁵	5 ⁴	3 ¹	10 ⁰	10.00
Generations, Blanc	6	2 ¹ ⁴	1 ⁴	2 ⁴	4 ⁴	3 ⁵	3.50
Impala, Garcia	5	1 ⁴	2 ⁴	3 ¹	5 ⁴	42 ⁵	42.50
Calamari, Black	9	9 ³	9 ⁴	6 ⁴	6 ⁴	41 ²	41.20
Truly Believe, Pedroza	1	10	10	9 ⁴	7 ⁴	35 ⁴	35.40
Langston, Enriquez	3	5 ² ⁴	5 ² ⁴	8 ¹	8 ⁴	4 ⁸	4.80
This Is The Moment, Naka-							
tani	2	7 ² ⁴	7 ⁴	7 ¹ ⁴	9 ⁸	21 ⁹	21.90
Morocco, Espinoza	7	8 ⁴	8 ²	10	10	9 ⁵	9.50

Scratched — Credit Call

10—Duke Of Green5.00 3.40 3.00
 8—Designed For Luck6.00 3.80
 4—Safarando6.00

7th Race. Winner was a First Time Starter.

8th Race. Won by Late horse. The only other times STORMY JACK ever won was also with a late charge 324 and 346 days ago.

ML=15/1

7 STORMY JACK

AGE=3

COMMENT:

EQUALIZED, NORMALIZED AND ADJUSTED												L	PI
L	DAYSTRK	RCODISTSd	1STC	2NDC	FINC	BL1	BL2	BLS	BLF	SR			
1	17HOL	2FM 8.5T	47.9	111.1	135.7	2.70	2.00	0.15	0.50	86		1	
2	31HOL	4FM 5.5Tp	47.0	111.5	136.4	4.80	4.20	3.60	3.50	79		2	
3	209SA	7FT 7.0Dp	46.4	110.4	135.7	4.70	5.60	3.50	0.20	86		3	
4	270SA	6FT 8.5D	45.5	110.2	136.0	8.60	3.50	1.50	6.00	79		4	
5	298SA	3FT 7.0Dp	46.8	111.1	135.1	5.10	2.70	2.50	5.50	84		5	
6	324DMR	4FT 5.5Dp	46.4	111.5	137.0	7.60	8.00	2.50	0.00	80		6	
7	346DMR	6FT 6.0Dp	46.0	111.1	136.8	11.40	8.90	3.10	0.00	81		7	

5008 — EIGHTH RACE. 1 Mile Turf Purse \$75,000. 3 year olds. Second Division of the "Oceanside Stakes".

Horse and Jockey	PP	¼	½	Str.	Fin.	To \$1
Stormy Jack, Espinoza	7	8 th	9 th	5 th	1 st	6.30
Buster B Bimbo, Flores	2	1 st	1 st	1 st	2 nd	38.00
Jekyll And Hyde, Pincay	3	3 rd	3 rd	2 nd	3 rd	24.80
Whyome, Gomez	5	5 th	5 th	7 th	4 th	1.40
Tender Offer, McCarron	8	6 th	4 th	4 th	5 th	9.40
Loyal Tartare, Nakalan	4	9 th	8 th	8 th	6 th	4.40
Heritage Hall, Delahoussaye	1	4 th	6 th	6 th	7 th	16.10
With Ins, Solis	10	2 nd	2 nd	3 rd	8 th	9.90
Hemmingsway Valdivia	6	7 th	7 th	9 th	9 th	46.00
Silver Axe, Desormeaux	9	10	10	10	10	7.60
Scratched — Our Ambition						
7—Stormy Jack		14.60	7.60	4.80		
2—Buster B Bimbo			34.00	14.20		
3—Jekyll And Hyde				10.20		

Race 9: Not won WTW. Maidens with FTS.

DAY 2:

Race 1: NATURAL STYLE did not qualify from it's PP lines. In fact, *no* current victories at all.

6010 — FIRST RACE. 7 furlongs, three-year-olds & up, maidens. purse \$47,000.

Horse and Jockey	PP	¼	½	Str.	Fin.	To \$1
Natural Style, Espinoza	6	2 nd	2 nd	1 st	12	1.90
Continental Stitch, Somsen	4	7	7	6 th	2 nd	58.70
Moe Greene, Delahoussaye	7	5 th	4 th	3 rd	3	2.80
Mint Royale, Blanc	5	6 th	5 th	5 th	4 th	1.80
Simony, Enriquez	3	1 st	1 st	2 nd	5 th	15.90
Comet Chaser, Pincay	2	3 rd	3 rd	4 th	6 th	8.60
A Via Cielo, Flores	1	4 th	6 th	7	7	15.40
... Scratched—None, *—6th, **—5th						
6—NATURAL STYLE		5.80	3.80	3.00		
4—CONTINENTAL STITCH			29.00	6.00		
7—MOE GREENE				2.80		

ML= 2/1

6 NATURAL STYLE

AGE=3

COMMENT:

EQUALIZED, NORMALIZED AND ADJUSTED												L	PI
L	DAYSTRK	RCODISTSd	1STC	2NDC	FINC	BL1	BL2	BLS	BLF	SR			
1	34HOL	5FT 6.0D	22.2	45.4	123.1	1.10	1.50	1.50	0.15	84		1	
2	69HOL	8FT 6.0D	22.4	45.6	123.7	0.20	2.70	2.70	0.80	80		2	

Race 4: Maiden Winner BILBAINO. No usable PP line.

Race 6: Winner FIRST JOURNEY, \$9.20, qualifies under 2nd Call definition.

ML= 4/1

2 FIRST JOURNEY

AGE=3

COMMENT:

EQUALIZED, NORMALIZED AND ADJUSTED

L	DAYSTRK	RCODISTSd	1STC	2NDC	FINC	BL1	BL2	BLS	BLF	SR	L	PI
1	26HOL	1FT 8.5D	46.4	111.9	138.3	5.00	3.50	3.50	7.00	67	1	
2	63HOL	2FT 8.5D	47.1	112.5	139.5	1.10	0.15	0.00	0.00	68	2	
3	96GG	3FT 8.0D	45.7	110.2	137.1	3.00	7.50	8.00	8.00	72	3	
4	139SA	1GD 8.0D	46.3	111.0	136.4	5.50	9.60	15.10	27.50	56	4	
5	160SA	1GD 8.0D	46.8	111.6	137.5	1.10	2.10	1.10	1.50	77	5	
6	179SA	6FT 6.5Dp	46.2	111.0	137.5	2.60	3.50	3.60	3.30	75	6	
7	197SA	5FT 6.0Dp	46.1	110.7	137.1	4.80	4.60	5.20	8.30	72	7	
8	253HOL	8FT 6.5Dp	47.0	112.7	140.4	0.70	0.20	1.50	0.00	64	8	

5015—SIXTH RACE. 1 mile, three-year-olds, claiming prices \$25,000-\$22,500, purse \$33,000.

Horse and Jockey	PP	1/2	3/4	Str.	Fin.	To \$1
First Journey, Pincay	2	1 st	1 st	12 th	11 th	3.60
Unshackled, Espinoza	1	3 rd	3 rd	21 st	22 nd	3.40
I'm From Jersey, Nakatani	6	5 th	4 th	3 rd	3 rd	2.20
Cool Breeze, Martinez	4	8	7 th	5 th	4 th	29.20
Star Warrior, Flores	8	7 th	6 th	6 th	5 th	23.30
Ryder, Enriquez	5	6 th	5 th	7 th	6 th	18.20
Yerevan Express, Valdivia	3	2 nd	2 nd	4 th	7 th	2.80
I Gotcha Covered, Solis	7	4 th	8	8	8	20.40

Scratched—none
 Claimed—First Journey for Mario Garcia by Rafael Becerra.
 Claimed—I'm From Jersey for Dolan Racing Stable & Tarabilla Farms Inc by John K Dolan.
 Claimed—Unshackled for Brian Cain by Nicholas J Hines.
 2—FIRST JOURNEY.....9.20 4.20 2.80
 1—UNSHACKLED.....4.20 3.40
 6—I'M FROM JERSEY.....2.40

Race 7: CHELSEA has no wins of any kind showing.**Race 8: SALTY PEARL does not qualify on its PP lines.****Day 3:****Race 1: BOLD SIENNA does not qualify within 1/2 length at 2nd Call.****Race 2: NATIVE GOLD DIGGER goes WTW on Result Chart but never had a WTW victory in any race showing in its PP's.**

5019 — SECOND RACE. 1 1/16 mile. Purse \$27,000. Females, 3-and-older. Claiming: \$20,000-\$18,000.

Horse and Jockey	PP	1/2	3/4	Str.	Fin.	To \$1
Native Gold Digger, Pincay	4	1 st	1 st	1 st	1 st	6.40
Go Falon, Pedroza	6	7	7	3 rd	2 nd	5.60
Mayville, Enriquez	7	3 rd	2 nd	2 nd	3 rd	6.80
Frantic Frances, Black	1	4 th	4 th	4 th	4 th	9.60
Tabarcia, Delahoussaye	3	2 nd	3 rd	5 th	5 th	7.70
Blond Del, Rollins	2	5 th	6 th	6 th	6 th	44.80
French Parfait, Solis	5	6 th	5 th	7	7	0.80

4—Native Gold Digger.....14.80 6.80 5.00
 6—Go Falon.....6.60 4.80
 7—Mayville.....5.00

ML= 6/1

4 NATIVE GOLD DIGGER

AGE=4

COMMENT:

EQUALIZED, NORMALIZED AND ADJUSTED

L	DAYSTRK	RCODISTSd	1STC	2NDC	FINC	BL1	BL2	BLS	BLF
1	63HOL	1FT 6.5Dp	46.6	111.0	143.2	2.10	5.60	9.00	12.80
2	89HOL	3FT 8.5D	46.1	110.4	144.3	9.60	15.00	11.10	9.80
3	128SA	2FT 6.0Dp	45.8	111.0	143.4	5.60	2.60	0.00	2.00
4	162SA	3WF 6.0Dp	46.5	111.4	143.1	2.60	1.60	0.60	1.30
5	170SA	3FT 6.0Dp	46.6	111.3	142.8	3.60	3.00	4.00	6.00
6	194SA	6FT 8.0D	46.3	111.5	144.9	3.20	2.50	2.10	4.50
7	202SA	1FT 6.0Dp	46.6	111.0	143.3	2.10	4.00	5.00	7.10
8	236GG	3FT 6.0Dp	46.7	111.6	143.7	4.80	5.10	3.20	3.40
9	253HOL	5FT 6.5Dp	46.6	111.4	144.3	6.60	6.10	6.00	6.30
A	275SA	8FT 6.0Dp	46.1	110.4	143.2	9.90	9.80	7.70	4.30

Race 4: A phenomenon because by any valid Pace procedure, including the Taulbot Pace Calculator, it ranks in the top 3. It was the only WTW horse in the race that went WTW at today's distance The other WTW horse, projected from a 6 furlong line, did not rank on any computer program used by clients. The winner, SALISH SLEW, and TAX were tied for 1st and, looking at their odds, both should have been bet.

LATE/EARLY DIFFERENCE GRAPH (VAL2)
DMR0728- 3 8.0T \$54,000

#	PNCNAME	LdT		LATE EARLY	TOT R
1	1 BRIEF1p	3.5		----	161.2 3
2	4 TAX A4	-14.2	<-----		161.7 2
3	5 FRANK2	4.1		----	159.1 4
4	9 SALIS1	-19.0	<-----		162.9 1

EX-L V-L M-L <E> M-E V-E EX-E
DMR0728- 3 8.0T \$54,000
BOTTOM LINE -- BETTING LINE (VAL2)

HIDE#	PNCNAME	LdT	SR	BAL	LS	TIE	ODDS	TRKDISTS	M/L	DAYS	AGE
(4)	9 SALIS1	77	3	22.3			EVEN	SOL 8.0D	15/1	15	3
(2)	4 TAX A4	78	5	21.8			8-5	GP 8.5D	5/2	43	3
(1)	1 BRIEF1p	80	4	21.0			8-5	GG 6.0D	12/1	48	3
(3)	5 FRANK2	69	8	16.8			3-1	HOL 8.5D	7/2	25	3

SYNTHESIS POWER RANKINGS AND FRACTALS

#	PNCNAME	LdT	SR	B L T			PRIM			SUPP			FRACT			ES			SCBL			PRIM			SUPP			T P		
				A	S	O	L	S	R	L	S	R	E	L	N	R	R	R	P	P	P	R	R	R	E	L	N	S	P	P
1	1 BRIEF1p	80	4	2	3	18	3	12	3	1	3	3	PRE			1	3	1	4	3	3	2	3	3	1	3	1	3	1	3
2	4 TAX A4	78	5	1	2	16	2	9	2	2	2	2	LAT	5.0		3	2	2	3	2	2	1	2	2	2	2	2	2	2	2
3	5 FRANK2	69	8	4	4	23	4	19	4	4	4	4	E/P	2.0		2	4	4	1	4	4	4	3	4	4	4	4	4	4	4
4	9 SALIS1	77	3	3	1	13	1	7	1	3	1	1	LAT	7.0		4	1	3	2	1	1	1	1	1	1	1	1	1	1	1

SCBL Calculated by Program to Conform to Today's Pace
FRACTALS WEIGHTED: E=Early L=Late N=Normal

DMR0728- 3 8.0T \$54,000

THE VALIDATOR (VAL2)

#	PNCNAME	LdT	SR	BAL	TOT-R	EP-R	LP-R	CP-R	HE-R	FX-R	V/DC-T
1	1 BRIEF1p	80	4	3		1	3	1	3	3	3
2	4 TAX A4	78	5	2		3	2	2	2	2	1
3	5 FRANK2	69	8	4		2	4	4	4	4	4
4	9 SALIS1	77	3	1		4	1	3	1	1	W 1

8020 — THIRD RACE. 1 mile on turf. Purse \$54,000.
Fillies, 3-year-olds. Claiming prices: \$62,500-\$55,000.

Horse and Jockey	PP	%	1/2	Str.	Fin.	To\$1
Salish Slew, Delahoussaye	9	11	12%	14	1nk	24.10
Bandofpearls, Solis	8	8	7	42%	23%	4.50
Exit For Ever, Flores	3	62	55	3rd	32	2.50
Tax Affair, Blanc	4	51%	4nd	51%	4%	6.30
Brief Acceptance, Albarado	1	3%	2%	2nd	51%	14.40
Teace R.N., Espinoza	7	74%	68	68	69	5.10
Frankies Angel, Pincay	5	41	31	7	7	3.40
Singing Lite, Nakatani	6	22%	dnf	dnf	dnf	12.40
Freecielo, Enriquez	2	dnf	dnf	dnf	dnf	48.80

Scratched — Proud Tammie

9—Salish Slew	50.20	17.20	7.00
8—BandOfPearls	8.40	4.20	
3—Exit For Ever		4.20	

ML=15/1

9 SALISH SLEW

COMMENT:

AGE=3

EQUALIZED, NORMALIZED AND ADJUSTED

L	DAYSTRK	RCODISTSd	1STC	2NDC	FINC	BL1	BL2	BLS	BLF	SR	L	PI
1	15SOL	3FT 8.0D	49.3	113.7	137.6	0.00	0.00	0.00	0.00	77	1	1
2	40GG	7FT 6.0Dp	46.4	111.2	137.1	5.70	5.10	6.10	4.80	75	2	
3	62GG	4FT 6.0Dp	46.0	111.1	137.3	3.00	3.00	4.70	9.80	69	3	

Now we must ask ourselves two questions.

1: Why did people fail to bet both WTW horses, especially the winner who went WTW at today's distance. Those who employ **two horse Win betting** have known for 25 years that it produces higher ROI's than one horse wagering.

2: Why did the vast majority of bettors avoid SALISH SLEW? Answer: it won WTW at the Solano County Fair and didn't do very well at Golden Gate. Therefore, those believing in mainstream Class concepts eschewed the horse despite the fact that a Ray Taulbot archives article in last year's ATM warned against accepting at face value man-made Class figures. Just ignore those who will only bet one horse to Win and those discounting any horse from lower class tracks and get odds of 24-1, paying \$50.20 - \$17.20 and \$7.

Ironically SLEW's WTW Victory at Solano shows it Late on the E-L Graph. Another great example of the difference between **visual perception and computer perception**. Of course, Solano's tight turns also played a part. It's also #1 on TPP (Total Pace Potential) For those with Synthesis it was #1 on the EPP (Early Pace Potential). Very few ever took a proper look at EPP. However, it's all contained within the single Validator (1 & 2) readout V/DC, the result of our own Probability Convergence formulae (see Follow Up 82).

Those who believe in nothing more than Result Chart Profiles should have bet SLEW. It would have brought them even from the losses and Underlay wins from which they failed to profit the first two days of the Del Mar meet.

4th and 7th Race: Maiden Cal-Breds. No PP line for winner.

8th Race: Winner, DONE DANCING, did not qualify.

Day 4:

Race 1: Maiden. No qualifying lines. Winner paid \$2.60.

Race 2: 2 YO Maidens. No qualifying PP lines.

Race 3: Two races back the winner, CHAFFEE'S PROSPECT does qualify. Pays \$8.80 to win.

ML= 4/1

5 CHAFFEE'S PROSPECT

AGE=3

COMMENT:

EQUALIZED, NORMALIZED AND ADJUSTED

L	DAYSTRK	RCODISTSd	1STC	2NDC	FINC	BL1	BL2	BLS	BLF	SR	L	PI
1	52GG	6FT 6.0D	21.8	44.9	110.2	0.80	2.60	4.60	8.50	76	1	1
2	80GG	3FT 6.0D	22.3	45.5	110.8	0.00	0.00	0.00	0.00	82	2	
3	104GG	7WF 6.0D	21.7	44.4	110.2	1.60	0.00	0.00	0.00	85	3	
4	128BM	1FT 6.0D	23.0	45.6	110.5	1.00	0.15	0.00	0.00	84	4	
5	162SA	1GD 8.0Dx	23.2	46.4	111.2	0.08	0.08	0.00	0.00	80	5	
6	169SA	3MY 6.0D	21.8	44.7	109.7	0.60	0.50	1.50	4.00	84	6	
7	199SA	5FT 6.0D	21.7	44.7	110.5	5.00	9.70	10.70	10.80	73	7	

5028 — THIRD RACE. 6 furlongs. Purses \$30,000. 3-year-olds. Claiming prices: \$25,000-\$22,500.

Horse and Jockey	PP	W	1/2	Str	Fin	Total
Chaffee's Prospect, Pincay	5	3 rd	1 st	1 st	1	3.40
Hit The Big Time, Espinoza	8	1 st	2 nd	2 nd	2 nd	7.20
Flying Rudolph, D'saye	1	7 th	6 th	5 th	3 rd	10.90
Pro Bono, Pedroza	7	9	8 th	6 th	4 th	14.80
Imman, Flores	4	4 th	4 th	3 rd	5 th	9.70
Harbour Crossing, Baze	3	5 th	5 th	7 th	6 th	2.20
Town Gambler, Berrio	2	6 th	7 th	8 th	7 th	12.40
CountryStateOfMind, S'son	9	2 nd	3 rd	4 th	8 th	4.50
Aerosmith Rocks, Solis	6	8 th	9	9	9	25.90

5—Chaffee's Prospect	8.80	5.00	4.00
8—Hit The Big Time	8.20	5.80	
1—Flying Rudolph		5.40	

Race 4: Maiden winner: No PP lines.

Race 5: Anyone willing to back 177 days to SA would get this horse: Mainstream Recency rules do not apply here and in many other races won by double digit overlays. Winner pays \$11.60.

5030 — FIFTH RACE. 1 1/16 miles on turf. Purse \$34,000. Females, 3-up. Claiming: \$62,500-\$55,000.						
Horse and Jockey	PP	1/4	1/2	3/4	Str. Fin.	To\$1
Shoe Crazy, Flores	8	11	11	12	1 1/4	4.80
Lazy Susan, Puglisi	10	2 1/4	2 1/4	24	25	3.40
Sombra Y Luz, Pincay	3	31	3 1/4	42 1/2	3 1/4	12.40
Glorious Linda, Espinoza	5	7 1/4	8 1/4	3 1/4	4 1/4	5.40
Up At The Top, McCarron	7	9 1/4	9 1/4	5 1/4	5 1/4	4.50
Circa, Gomez	1	6 1/4	5 1/4	6 1/4	7 1/4	27.10
Millbrae, Desormeaux	4	8 1/4	7 1/4	7 1/4	7 1/4	3.40
Silver Gold, Delahoussaye	6	5 1/4	6 1/4	8 1/4	8 1/4	11.50
Matanah, Blanc	9	4 1/4	4 1/4	9 1/4	9 1/4	42.40
Olivani, Pedroza	2	10	10	10	10	79.20
8—Shoe Crazy					11.60	6.60
10—Lazy Susan						4.40
3—Sombra Y Luz						6.00

6th Race: Maidens - no PP win lines.

7th Race: Both the co-favorite, SON OF PISTOL and the winner, KONA GOLD, qualify. KONA wins, pays \$3.20. Wow!

ML= 1/1

1 KONA GOLD

AGE=6

COMMENT:

EQUALIZED, NORMALIZED AND ADJUSTED

L	DAYSTRK	RCODISTSd	1STC	2NDC	FINC	BL1	BL2	BLS	BLF	SR
1	112SA	3FT 6.5D	22.0	43.9	108.2	2.50	1.50	0.00	0.00	95
2	147SA	4GD 7.0D	22.8	45.5	108.2	0.00	0.00	0.00	0.00	95 X
3	182SA	8FT 6.0D	21.9	44.2	108.5	1.50	2.00	1.00	0.00	93
4	266GP	6FT 6.0D	21.8	43.8	107.5	4.20	2.70	1.60	0.50	98
5	286SA	7FT 6.0D	21.8	44.1	107.6	2.00	1.50	0.15	2.00	96
6	511SA	7FT 7.0D	22.2	44.6	107.7	0.50	0.50	0.15	0.50	97
7	546SA	7FT 6.0D	21.3	43.9	107.9	0.00	0.00	0.00	0.15	96
8	573SA	8FT 5.5D	21.2	44.2	108.2	0.15	0.00	0.00	0.00	95
9	630CD	6FT 6.0D	20.6	43.6	108.0	3.10	3.00	2.50	2.10	94
A	651SA	5FT 6.0D	21.5	43.9	108.3	2.80	3.20	3.10	2.30	92

ML= 1/1

1 SON OF A PISTOL

AGE=8

COMMENT:

EQUALIZED, NORMALIZED AND ADJUSTED

L	DAYSTRK	RCODISTSd	1STC	2NDC	FINC	BL1	BL2	BLS	BLF	SR
1	84CD	4FT 7.0D	21.2	43.1	108.0	1.50	2.50	3.00	3.80	92
2	147SA	4GD 7.0D	22.8	45.5	108.2	0.60	0.15	0.15	0.00	95
3	196SA	3FT 7.0D	22.6	44.9	108.8	0.00	0.00	0.00	2.10	90 X
4	209SA	8FT 5.5D	21.1	44.0	108.7	3.20	4.60	5.10	5.00	88
5	237HOL	7FT 6.0D	22.0	44.8	109.0	6.60	4.10	2.50	1.30	90
6	266GP	6FT 6.0D	21.8	43.8	107.5	4.40	8.40	12.40	13.30	85
7	294CRC11GD	6.0D	20.7	43.2	107.8	2.00	0.15	0.15	1.80	95
8	350DMR	8FT 7.0D	22.4	44.9	108.1	1.10	1.70	3.00	6.60	89
9	370DMR	8FT 6.0D	22.3	44.5	107.8	1.00	2.50	3.50	5.00	92
A	426HOL	7FT 6.0D	21.9	44.6	108.3	1.50	2.00	1.60	0.00	94

5032 — SEVENTH RACE. 8 furlongs. \$184,000 Bing Crosby Breeders' Cup Handicap. 3-and-older.

Horse and Jockey	PP	1/4	1/2	3/4	Str. Fin.	To\$1
Kona Gold, Solis	4	3 1/4	2 1/4	1 1/4	1 1/4	0.60
Love That Red, Espinoza	3	4 1/4	4 1/4	2 1/4	2 1/4	5.50
Lexicon, Desormeaux	5	2 3/4	1 1/4	3 1/4	3 1/4	1.80
Son Of A Pistol, Gomez	2	5 1/4	6	5 1/4	4 1/4	0.60
Highland Gold, McCarron	1	6	5 1/4	6	5 1/4	20.10
Levelled, Blanc	6	1 1/4	3 1/4	4 1/4	6	49.90

Scratched — Champ's Star

1A—Kona Gold	3.20	2.10	2.10
4—Love That Red	2.60	2.10	2.10
5—Lexicon			2.10

8th Race winner does not qualify unless you're willing to go back 378 days to last year's Hollywood meet. But again, a double-digit overlay.

Interesting to note that of the day's 10 races, 8 winners went WTW but only 2 winners qualified. They paid \$3.20 and \$8.80. Average \$5.50.

Day 5:

The WTW Bias begins to change for winning horses not qualifying under the ATM author's generous interpretation of WTW.

Race 1: Winner does not qualify

Race 2: Maidens. No PP win line.

Race 6: WTW winner HOLY JOE has no win line.

ML= 8/1
12 HOLY JO
COMMENT:

AGE=3

EQUALIZED, NORMALIZED AND ADJUSTED										
L	DAYSTRK	RCODISTSd	1STC	2NDC	FINC	BL1	BL2	BLS	BLF	SR
1	52HOL	8FT 6.0D	22.1	46.0	110.8	0.00	0.00	0.15	4.50	77
2	141SA	6FT 6.0D	21.7	44.9	110.1	0.15	1.00	4.50	13.50	72
3	165SA	6WF 6.0D	21.7	44.3	108.8	0.00	0.50	3.00	13.00	79

\$041 — SIXTH RACE, 6 furlongs. Purse \$22,000. 3-year-olds. Maiden Cal-breds. Claiming: \$32,000-\$28,000.

Horse and Jockey	PP	1/4	1/2	Str.	Fin.	To\$1
Holy Jo, Pedroza	12	21 ^h	22 ^h	11	11 ^h	7.10
Comstock King, Flores	9	4 ^h	41	3 ^h	21 ^h	3.80
Emperor's Victory, Berrio	10	1 ^h	1 ^h	22 ^h	31 ^h	54.70
Good Gezer, Baze	5	3 ^h	3 ^h	43	42 ^h	3.30
Ride And Shine, Puglisi	1	12	11 ^h	82	51	53.60
L'Natural High, Rollins	8	71	72	51 ^h	61 ^h	17.10
Markintime, Espinoza	2	101	6 ^h	61	72	17.40
Peagreenwithenry, Solis	4	91 ^h	91 ^h	93	82	9.60
He Said Maybe, Gomez	11	51	52	7 ^h	91 ^h	3.50
Sharp Boi, Enriquez	6	8 ^h	10 ^h	111 ^h	101	70.10
Jeffrey and Son's, Pincay	7	11 ^h	12	12	111	6.70
Vennys Deal, Scott	3	62	81	10 ^h	12	38.80
12—Holy Jo.....						18.20 8.00 6.20
9—Comstock King.....						5.00 3.80
10—Emperor's Victory.....						14.40

Race 8: Winner pays \$2.80.

Race 9: Maidens. No win PP line.

5 WTW but no wins no profit.

Day 6:

Six horse qualified by Results Charts. NO horse qualified by Past Performance charts.

Grand Summary: _____

In the first 6 days of racing, 52 races were run at Del Mar. 29 Result Chart winners went WTW by the author's definition of Winning and being within half a length at the 2nd Call. Of these 29 winners, Only seven qualified from their Past Performance lines. Add two more for those willing to go back several hundred days for a line.

7 of 29 is 24.13%. Moreover, except for that \$50.20 winner that the vast majority eliminated from their handicapping and wagering, and one \$23 winner the public ignored, the average mutuel for the other five qualifiers was: \$5.48. That average is more than doubled if Profile user only bet 7 races and adhered to nothing but the Profile, considering no other handicapping factors. They would be limited to seven bets in 6 days and would miss some high payoffs on horses that rated high but did not qualify as WTW. The question is: How many are willing to go

6 racing days and make only 7 bets exclusively on WTW Profile horses? Not many. Most would bet at least the national average of 6 races a day. That's a total of 36 races. If they bet only on contenders they thought *might* go WTW, that's a base bet \$60 for the one horse bettor. Getting back only \$27.40 on the five horses that the majority of horseplayers bet, produces a loss of \$44.60.

However, if you bet only on those WTW contender that qualified from their PP's, with no other handicapping consideration, you would show a nice profit. Those with a handicapping procedure that included the \$50.20 and \$23 overlay Winners would gross \$100.60 (based on \$2 bets) \$100.60 minus \$14 bet = a profit of \$86.60.

The bottom line: bet exclusively on horses whose PP lines conform to the Result Chart Profile. Consider no other handicapping factor. **Or** forget the profile and get a handicapping procedure that isolates winners regardless of Result Chart Profiles and wager accordingly.

The average bettor, even with the Result Chart Profile in hand, failed to wagered on the \$23 and \$50.20 overlays. That's obvious just from the prices paid. So judging by the handicapping procedures of the mass of bettors, factors other than the Results Profile took precedence.

The Non-Early winners that did **not qualify** as WTW were mostly Pressers by my definition, Presser/Stalker, by the author's. In the Non Maiden races over these 6 days, Pressers, by any definition, won fewer races yet paid over 3 times the Average Mutuel as winners he defined as WTW.

Profit comes not from Result Profiles but the kind of handicapping that isolates winners from Past Performance lines regardless of their visually perceived running style. By a handicapping process not bound by mainstream Recency, Class or other archaic rules, but by a bold willingness to keep personal records and make the kinds of wagers that are contrary to those of the crowd.

Much of the 2000 Del Mar meet was dominated by favorites. But seldom was there even a single day when judicious **passing**, proportional betting, appropriate Place wagering and careful use of Validator's V/DC did not produce a good profit. In fact, every client who followed these procedures - outlined often in the Follow Up - enjoyed 20 race wagering cycles that showed a *profit throughout the meet*. Anyone who failed to profit from these first 6 days or for most of the ensuing days at Del Mar needs to review their handicapping skills and their ability to pass no profit races. They might also give up their disdain of betting a high odds horse to place when top choices are going off at less than 2-1 odds.

Clients who admit that they still cannot pick the most predictive pacelines or cannot seem to pass races with no apparent Value, should get Validator 2 with the PI feature that picks the **best line** from those marked on the entry screen by merely pressing F-6.

If we still have any closet one-horse-to-win bettors, they should seriously consider making mathematically correct proportional bets on two horses to win.

Properly proportioned bets make it possible to profit even on days when a lot of favorites win. Since that's a problem we hear most about - **Hiding** favorites that win. Review the past three Follow Up's. I've dedicated a lot of space to solving that problem.

As for the remainder of the Del Mar meet, right through closing day, WTW winners remained plentiful. Far more than last season, in fact. Yet the percentage of these winners with past performance lines that indicated they might go wire-to-wire was lower than in the first six days. Only 22% had PP lines that gave any indication that these winners could go wire to wire.

While there were a number of WTW winners that were Overlays, the 22% whose PP's did indicate a possible WTW victory paid an average mutuel of only \$6.10. Mass purveyors will go on selling their Track Profiles and magazines will continue publishing them. We can assign no blame to the publishers; they only print what others research and write.

It would be a nice change to see **some** source publish the facts as outlined in this article: After-the-fact, year old profiles are of no damned benefit to the handicapper. In fact they're a deterrent.

The kind of profile that will make you money is one in which you profile your own **betting records**. On your Wagering Decision Form recognize the Tier/Rank Level and E-P Graph distinctions producing the better paying Win and Place Horses.

Remember, through Probability Convergence, when the proper paceline is used, Validator's V/DC picks the winner regardless of its running style. That old qualifier about picking the proper paceline has at long last been solved in Validator 2. Enter several then hit F-6 and the paceline best liked by the program will appear as #1. And, it's not always the one you or I may think "best."

VOX POPULI

The Clients Speak

Hello Mary,

Here is the money order for Validator 2...also for "follow up" for another year

The program I have now (Synthesis) picked the Atto Mile race at Woodbine on Sept. 10th. Paid over \$60.00.

D.H., Canada

Dear Mary:

...I have been entering the best of the last three pace lines regardless of distance, looking only at the highest speed rating.

On the 22nd of August the 4th race at Delaware a turf race I boxed 4 horses for the \$2 exacta, \$1 tri. On that race I collected \$933.50. The Exacta paid \$330 and the tri paid \$1207.

You have said, Doc, that the program will do it all and I have proved it. I can't handicap the ~~form~~ from the tv screen, so I'm learning to handicap your program.

I have lost more money walking away from my vouchers and leaving them in the machine than I have on races.

L.C., Ohio

Dear Aline,

My eight or so years with the Methodology were highlighted by a Las Vegas seminar in the early 90's. My wife joined me, reluctantly, only to remark within minutes, "This isn't a bunch of loudmouthed horseplayers, this is a class act!"

Your generous solution to my graphics problem only confirms that observation.

Many thanks and best,

M.F., Rhode Island

Dear Doc,

This is a follow up (pun intended) to my email. The race was a bit dicey three FTS but I find some very good overlays in these races. I just followed your guidelines, hid the co-favorite at 2-1 (the other favorite lost at 4.5F). Without the hide the horse was top 3 V/DC and at the posted odds of 38-1 was an obvious bet. In my handicapping all 3 tiers ← are about the same, it's only the odds that determine the bet, so hiding the co-favorite was gilding the lily. I know the stats about 6-1 although cutting out a top contender because of that seems to me to be the old linear/Newtonian thinking. In a non-linear game you want those 6-1 or better odds, folks who do this may not realize that with Validator they have a tool for picking those high priced winners. Validator is truly an amazing piece of software. You developed a program that nails those high odds ponies at a regular clip. All I can say it pays to the Follow Up and do some of those exercises. Stay well and send my love to your family.

D.A., Maryland

DOC COMMENTS: Too bad not every client reads Vox Pop. Look at the arrow and underlined words. They answer most of the questions we get. Race is in body of this issue.

Today I'm mailing payment for Validator ... I've had Synthesis since this February and it's time to move to Validator. I've found the Validator demo disk very helpful and am looking forward to the live program.

As an added note, I look forward to each Follow Up issue (which I've renewed). I read and re-read each one many times. I want to thank you for using TrackMaster as a data source for Synthesis and Validator.

J.M, Oklahoma

Doc,

I had the winners of Race 3 4.60 #1 V/DC

Race 5 5.20 #1 V/DC

Race 10 4.40 #1 V/DC

but bet on next two horses in all three of these races because of better odds; all were 5/2 or better.

I decided to go home after Race 11 but wanted to put some bets in on Race 14 since the ML on my top 3 were all above 10/1.

My bets were \$6 to Win on #6, #7, and #8 = \$18 bet.

\$1 Perf box on 6 - 7 - 8 = \$6 bet

\$1 Tri box on 6 - 7 - 8 - 9 and 6 - 7 - 8 - 10 = \$48 bet

I bet a total of \$72 in this race for a return of \$5264.80. I normally don't bet over \$40 in a race but with all the final contenders of such good odds, I decided to take a chance for a big score.

This is the first time that I have ever netted over \$5,000 in one race.

To date, I have records for 161 races at Tdn. Top 6 contenders entered into Validator

153 Wins - 151 in Top 4 V/DC .938

139 Perfectas - 138 in Top 4 V/DC .857

132 Trifectas - 98 Tri's in Top 4 V/DC .609

A lot of times all 5 of the final contenders were in Top 4 V/DC.

Doc, I truly enjoy this program. I just want to thank you and all the staff for all the help I have received over the years.

Enclosed is my check for the upgrade to Validator 2... also a copy of the W2G for Race 14. If you put this in a Follow Up, please black out my SS# and address.

Thanks to all at O. Henry House and best of health to everyone.

R.M., Ohio

PS I intend to by a new ribbon for my computer so my printouts will be better.

DOC COMMENTS: His present ribbon printed too light to show his Validator readouts.

For Official Use Only		Statement for Certain Gambling Winnings	
MOUNTAINEER PARK, INC. P.O. Box 358 Chester, W. Va. 26034 55-0672058		Type or print PAYER'S name, address, ZIP code and Federal identifying number. Copy B To Be Filed with winner's FEDERAL tax return if tax was withheld	
<input type="checkbox"/> Winner's taxpayer identifying no.	1 Gross Winnings 4739.20	2 Net Winnings 4739.20	3 Federal income tax withheld
Type or print Winner's name, address, and ZIP code below. RICHARD L MATHIE 2041111111 1111111111		4 Date Won 9-17-00	
Under penalties of perjury, I declare that to the best of my knowledge and belief the name, address, and taxpayer identifying number which I have furnished correctly identify me as the recipient of the payment, and any payments from identical wagers, and that no other person is entitled to any portion of these payments.		5 Transaction (ticket no., card no., or machine serial no.) 5FD8-4106F-AE6F	
Signature <i>Richard L Mathie</i> Date <i>18 Sept 00</i>		6 Type of wager \$1 TRK	7 Race 14
		8 Cashier Wright	9 Window number 901
		10 First I.D. 2H RR 305-276	11 Second I.D. SS
		12 Winnings from identical wagers 100	

Form W-2G Department of the Treasury—Internal Revenue Service

Dear Doc,

Comments regarding Follow Up #82:

In Psychology of Winning, your conversation with client Alex Milstein, MD, obviously had a profound effect on you. This issue has a "less condemning" and more upbeat theme throughout. Although I am no psychiatrist/psychologist, I too had noticed your words in several recent Follow Up articles that seemed to indicate varying degrees of frustration with your clients. While you (and your staff) are certainly entitled to feel frustration with your clients from time to time (and maybe a lot of the time), in the Follow Up we continue to need your reassuring voice of reason to guide us and continually assure us that if we will change our outmoded beliefs, behavior and just "follow instructions", that we too can be successful at this endeavor.

In From the Publisher's Desk, your comment: "Profitably wagering on a stochastic even (one governed by variables) is possible only when the person doing the wagering is not one of the variables"; and later the comment "In other words, be consistent because horse racing is not", spoke directly to the difficulties I have experienced in becoming successful at horse racing. I have not asked for help with this because I have been at least marginally aware of my lack on consistency, and know this is something I have to work out for myself. However, your comments in this article very succinctly clarified for me why I have to remove myself as a variable and develop a consistent behavior as regards to program use and wager selections.

Best regards,

C.S., Nebraska

DOC COMMENTS: A welcome thought provoking letter from a man who thinks beyond the outcome of the next race. If everyone had his attitude, my frustrations would cease. Thank you, Carl.

Dear Doc, Shane, Aline:

I am writing you and also sending you the result of eight races on 9/6/00...I won all 8 races with longshots in the 1, 2, 5, and 6 races \$48.40, \$26.00, \$11.60, \$14.20.

Just knowing I can do this with the help of the Validator thanks to you and your staff. I know you are a busy man so I will cut his letter short.

Thanks for the Validator.

R.R., California

I read your note in the Follow Up regarding printing problems with the DOS based Validator. I don't know if this will fix other people's printing problems, but it worked for me. I have an inexpensive Canon BJC 250 printer. I used to get thrown out of the program when I started to print so I did the following:

I changed my printer settings by clicking on Start, clicking on Setting, clicking on Printers, clicking on the Canon BJC-250 icon, then on the table that comes up, clicking on Printer, then on the table that comes up, click on Properties, another table come up and I click on Details, another table comes up near the bottom is category labeled Spool Settings, check the box (setting) that says "Print directly to the printer". There are some disadvantages using this setting, so when I do other print jobs, I go through the same process, but check the "Restore Defaults" box.

Hope this helps others.

P.H., Arkansas

Dear Doc Sartin

Thanks to your persistent insistence that we not let any tier #3 BL/BL horse go to the post without some of our money riding on him, I had the 64 to 1 longshot who won today's 6th race at Belmont (6/23/00), 8 F on the dirt. #4 Ariel went to post at 60 to 1 but paid \$126.50 for a \$2 bet. He was #3 BL/BL. My #'s 1 & 2 BL/BL were 4-1 and 6-1, and they were my main bets. Ariel was #3 Total Energy, and #1 Late, Turn Time and Hidden; #3 SPN and #2 Deceleration. Because he was my #3 with #'s 1 & 2 having such good odds, I only had a 2 spot on him, but I'm sure glad that I did!! He guaranteed me a winning day!!

Thanks

W.D., New Jersey

Attention Aline:

In addition to constant progressive practice of wercapping methodology, am starting to spend a few live bucks here and there. Ticked to inform you that, based on the good doctor's HE and LPR bet with a client (Follow Up 80), I picked up a \$52.00 winner yesterday at the Queen Elizabeth Cup at Keeneland. Highest win ever! Take care, kid.

D.H., New Mexico

Hi,

I'm just inquiring about the upgrade to Validator (or Validator 2 even!) from Synthesis, which I currently have - could you let me know how much it is please?

Last week I went to see Tim Brothers here in England (one of your long standing users), and he was kind enough to give a novice such as myself a few lessons in basic paceline selection, which he got first hand from the Doc on his recent visit to California - I was immensely impressed, as I was with the results he manages to achieve.

Cheers,

J.K., United Kingdom

Dear Mary:

Even after our conversation today I decided to order both the video and audio tape sets. I heard somewhere that repetition is the mother of learning, so I figure I can listen to the audio tapes when I'm away from home and that will help the information to sink in even faster.... I can hardly wait to get them!

Thanks so much for all your time and attention on the phone. If the rest of your family is as helpful and accessible as you have been, I think I'm going to enjoy being a "member" of your family :-)

L.P., California

DOC COMMENTS: Some have criticized my constant repetition... those aspiring to win welcome it!

Dear Mr. Sartin,

I was at a local off track betting place last week with some friends - we went as a lark. I have never bet on horses or been interested in it. Seems like gambling to me!

While there we struck up a conversation with a gentleman and his wife sitting near by who kept going up to the window where you collect money for winning. I was curious as to how he was doing that. He said "Sartin" and kindly provided me with your address.

Please send me any information on what it is you do... I think I'm interested!

L.S., California

Dear Doc:

Thanks for the various letters and examples- they have been helpful. Also no need to apologize for the harshness of your criticisms. They are valid and I accept that especially because they are constructive criticisms. This is why I asked for your assistance and appreciate all the feedback I can get. After receiving your first letter showing the success that Tim Brothers has achieved and with the limitations he is working with I felt that certainly I can do as well as I have more info available to me. I therefore went back to Follow Up 79 and reviewed the "Wagercapping Guidelines" (again!) and using these as a guideline started working on paper selections for Del Mar, Northlands and Woodbine. What interested me most was your comment in #3 with respect to turf races where in most cases the winners showed good rankings in HE and LPR. In using this train of thought and not necessarily HE & LPR I started to track the key corollaries and found that in most cases the winner had a top 3 ranking in both FW and FX, but, also had a top 3 ranking in EPR A/O LPR too. I'm enclosing some of those races that I worked. I might add I entered all these races manually just to make sure I put the proper line in as there were times where I put in 3 lines for a horse just to make sure I had the right line. Anyhow I'm starting to get on the right track and my next step is proper betting which I have had a problem with as well.


...I am now enclosing my check for renewal as I most certainly want to continue to be a part of all the endeavours and assistance you provide. I agree wholeheartedly that the Follow Up articles and examples are extremely valuable and I certainly want to continue receiving them.

Thank you Doc for your time and assistance.

Yours Truly,

J.B., Canada

DOC COMMENTS: A strong personality who can take harsh criticism and come out on top.



Matt Noreen

Wagercapper in Paradise

Matt Noreen

I had not visited Saratoga in a few years, so I decided that I would drive up on the evening of 8/16. I spent the night at the Holiday Inn downtown. I woke up Thursday, to a beautiful (and dry!) summer morning - rare for the East Coast this summer.

I decided my goal for the day was to cover my expenses - the \$300 hotel room. I did my final preparations that morning and drove to that splendid racetrack.

By the 7th race I was "only" up \$112. Here were the conditions for the 7th race:

SAR0817 7 9.0 D MS 3+ \$42,000 PR=81 (Up To \$8,148 NYSBFOA) For Maiden Fillies and Mares Three Years Old And Upward. Three Year Olds 117 lbs.; Older 122 lbs. (Non-starters for a claiming price less than \$40,000 in the last three starts preferred)

One of my favorite handicapping "opportunities" is when a race has some change that eliminates DRF consensus favorites or other program selections. In these cases, the crowd is usually in the dark - they cannot blindly bet the picks listed in the program, local paper, or Daily Racing Form.

This race was a rare opportunity - the race moved from the soggy turf back to a fast track on the dirt because of rain. Fortunately this was reflected in the Trackmaster download I reviewed on Wednesday night! When I arrived at the track, the main track was fast, but the turf was only good, and they wanted to preserve the turf course for one race later in the day and for the upcoming big races on the weekend. Trackmaster and Synthesis had prepared me for a big opportunity.

Known Dirt Contenders

These horses had previously established form on the dirt.

- **BREAKING STORY** (##) 1 - was stretching out from a 73 SR 7f performance on the dirt, a Keeneland shipper. The 73 was earned from a difficult outside post position. This was the horse's second race, I figured that the horse might improve - at a price. (Incidentally, this should be a horse of quality, sired by A.P. Indy, with a stud fee of \$150,000).
- **DANCING WITH FIRE** (##) 2 - ran a 75 SR last out, 9f in the slop at Saratoga. Used that line instead of 4 back which was a SR of 60, 4 back, 9 furlongs on the dirt. (This horse attracted money, due to the following mainstream factors - D. Wayne Lukas trainer, Pat Day jockey, and my pace line had a 71 Beyer speed rating.)
- **COLD CALLER** (##) 3 - ran a 71 SR two lines back, 8.3f, only route race the horse has ever run. I used that line.

- **SEATTLE JOKE** consistently ran between a 66 and 78 speed rating on the dirt in her route races. I couldn't use lines 1, 2, or 3 (TURF RACES). I picked the line with the highest speed rating out of lines 4 and 5, which was number 5. I was nearly scared off by the 10.3 beaten lengths, but I pressed on.

The corresponding Beyer figure for this line was 56, which probably scared off the crowd.

SAR0817.7.9.0 D MS. 3+ \$42,000 PR=81										11/13	
	R	W	P	S	W%						
PITTY, CAMILO	23	5	3	3	22						
ORTIZ, PAULINO	1	0	0	0	0						
EQUALIZED, NORMALIZED AND ADJUSTED											
SEATTLE JOKE		ML=15/1 st STYLE=NA								81	
L	DAYSTRK	RCODISTS	1STC	2NDC	FINC	BL1	BL2	BLS	BLF	SR	PR
1	25BEL	6FM 10.0t	48.3	113.0	152.0	3.60	4.20	3.20	2.80	64	81
2	40BEL	9FM 9.0t	48.4	113.1	149.1	5.50	3.00	2.40	3.60	77	81
3	76BEL	5FM 8.0T	46.3	112.0	149.0	11.50	3.80	4.00	5.50	76	81
4	103AQU	5FT 8.0D	46.1	111.0	147.3	3.20	2.20	4.20	16.00	73	80
5	119AQU	6FT 8.0D	47.0	111.1	147.4	1.70	2.50	5.00	10.30	78	77
6	145AQU	5FT 7.0D	46.3	111.0	150.0	1.10	1.10	3.70	5.50	71	76
7	152AQU	4GD 8.0D	47.1	112.0	149.0	3.10	2.60	5.10	11.00	71	80
8	178AQU	6GD 8.5d	47.1	111.4	148.3	1.70	4.70	8.00	9.00	75	73
9	193AQU	6FT 8.5d	46.3	111.3	149.0	2.00	1.00	0.50	1.50	80	73
A	221AQU	4FT 8.5d	48.3	114.0	150.0	2.10	2.80	8.10	11.00	66	73
B	232AQU	3FT 8.5d	46.4	112.4	149.4	2.60	7.10	7.00	7.50	70	69
C	242AQU	4FT 6.0d	47.3	112.2	148.4	5.10	10.50	16.10	21.80	62	69

The Others

These horses are a little harder to figure out what to do with. I give my rationale for each below.

- **MUMS** was a first time starter. I tossed her - made her a non-contender on the dirt. (Incidentally, the horse is a half to Maxzene, who went 11/22 on the turf, and won over \$1 million. If the race was on the turf, I would consider this horse a factor.)
- **SITKA** has run poorly on the dirt. Last out was a 56 SR in the slop. The first start was a reasonable effort at (a 71 at 6f). Her turf races were good efforts. I boldly threw her out.
- **SECRET BREEZE** had routed poorly on 2 fast tracks 9 and 11 pace lines back. The trainer appears to have that figured that out, and has kept her a.) on the turf or b.) sprinting on dirt. I tossed the horse.
- **FAST LOVER** was a horse that ran once on the dirt, 3 lines back. She ran a SR of 62 and I speculated that she didn't relish the dirt - losing by 32 lengths. Her next 2 efforts on the turf were appreciably better. I could either project the SR 62 line to 9 furlongs, or enter a turf line for a dirt race. Neither was appealing - so I (boldly?) decided to discard the horse at 7/2 ML.

- **SWEETEST SECRET** is a good horse. The crowd is likely to bet her like crazy. Why? The horse is from the connections that brought you BC Distaff Champ BEAUTIFUL PLEASURE and the horse recorded a very nice SR of 79 last out. But this race is on the turf, and this one is on the dirt. Can't ignore her, so I'll use the 79 turf line and see what happens in BL/BL. I'll mark the horse with the F9 key (Questionable) to remind myself later.

SAR0817 7 9.0 D MS 3+ \$42,000 PR=81												13/13	
	R	W	P	S	W%								
CHAVEZ, JORGE	141	30	24	14	21								
WARDJR, JOHN	12	2	4	0	17								
EQUALIZED, NORMALIZED AND ADJUSTED													
?SWEETEST SECRET	ML= 6/1 STYLE=NA										81		
L DAYSTRK RCDISTS	1STC	2NDC	FINC	BL1	BL2	BLS	BLF	SR	PR				
1[56CD 6FM 8.5T	47.2	112.1	149.1	10.10	7.00	4.50	1.60	79	81				

① Some of you may ask "Why didn't you use either of the turf lines for FAST LOVER since you did it here for SWEETEST SECRET?" Again, the poor 6f dirt pace-line for FAST LOVER may have been an aberration, but I thought not. SWEETEST SECRET had no such poor dirt line.

Decision Time - Wagercapping

The Superscreen looked like this.

46

- The DRF consensus (with the race on the turf) was BREAKING STORY. FAST LOVER (whom I tossed on dirt) was second, and a scratched horse SHAGADELIC was third. Some of the crowd is guessing and they aren't finding much guidance in the Form and program.
- SEATTLE JOKE was EVEN BL but was going off at 26-1 at post time! A must bet to WIN. I probably should have made a place bet as well.

Why was the horse 26-1?

- The program, DRF, and papers hadn't mentioned him at all.
- The mainstream crowd had decided that SEATTLE JOKE was a professional maiden, 0-13. They were correct in seeing the possibility for improvement of BREAKING STORY, but the missed that fact that SEATTLE JOKE was relatively competitive on the dirt. SEATTLE JOKE was 0/3 on the turf, but had 3 in the money finishes routing on dirt.
- They were looking at the Beyer figures, and did not have access to the superior adjusted data from Trackmaster and Synthesis.
- Another potential factor - the crowd was betting against little known jockey Camilo Pitty. As a Sartin Methodologist, I ignore the jockey. Bet the program output.
- SWEETEST SECRET has never run on the dirt, 8-5 BL going off 2-1. NO WIN BET.
- DANCING WITH FIRE is 2-1 BL and went off 7/2. Worth a WIN bet.

This is a wagercapping race - betting less and winning (and enjoying it!) more. ☺ We take a small stand against the 2-1 favorite, and hope to capitalize on our skills.

I admit I should have followed Dr. Sartin's exotic recommendation, exacta box the top three, and trifecta box the top 4. I only made a WIN bet on SEATTLE and DANCE. I skipped the exacta and only played the \$1 Trifecta BOX on the SEATTLE and DANCE and BREAK combo. If SWEETEST SECRET can run on the dirt, I'm out my WIN bets and \$6. If not...

Results!

...maybe I'll see you at the IRS window!

023316

☐ CORRECTED (if checked)

PAYER'S name, address, ZIP code, Federal identification number, and telephone number THE NEW YORK RACING ASSOCIATION INC. P. O. BOX 90 JAMAICA, NEW YORK 11417		1 Gross winnings 1346.50	2 Federal income tax withheld
11-1902398 17181 641-4700		3 Type of wager 179 BL	4 Date won 8-17-00
WINNER'S name, address (including apt. no.), and ZIP code MATTHEW NOREEN		5 Withholding from federal wages	6 Race 7
WINNER'S TAXPAYER IDENTIFICATION NUMBER 147-56-4950		7 Withholding from federal income	8 Cashier 8155
Under penalties of perjury, I declare that, to the best of my knowledge and belief, the name, address, and taxpayer identification number that I have furnished correctly identify the recipient of this payment and any payments from identical wages, and that no other person is entitled to any part of these payments.		9 First I.D. No. DL-110	10 Withholding from federal income
Signature [Signature]		11 First I.D. No. NLS743297104594	12 Second I.D. No. 147-56-4950
Date 8/17/00		13 State income tax withheld	14 State income tax withheld

OMB No. 1545-0038

2000

Form W-2G

Certain Gambling Winnings

This information is being furnished to the Internal Revenue Service.

Copy B

Report this income on your Federal tax return. If this form shows Federal income tax withheld in box 2, attach this copy to your return.

Department of the Treasury - Internal Revenue Service

10	Seattle Joke	Camilo D. Pitty	53.50	16.80	7.80
6	Dancing With Fire	Pat Day		5.10	3.40
3	Breaking Story	Shane J. Sellers			6.80

Also ran: 7 - Cold Caller, 2 - Fast Lover 12 - Sweetest Secret 4 - Secret Breeze 9 - Sitka 1 - Mums

\$2 Exacta	10-6	\$324.00
\$2 Trifecta	10-6-3	\$2,693.00

Look for wagercapping opportunities when they arise. Is the DRF consensus favorite scratched? Is the favorite a weak one? Is the crowd "guessing" or betting phone numbers, program picks, or tipsheets? If your handicapping senses an opportunity, follow it!

Thanks Doc!

Matt Noreen is a telephone company executive from New Jersey. He had this race down cold. As he says, he should have followed my recommendation by backing up an \$83 winner to Place and include an Exacta. As it was, he bet Win and Trifecta. He only had to fill out an IRS Form for the Tri. He's kicking himself for not betting the Exacta and a full \$2 Trifecta which would have yielded twice as much as the \$1346 for which he had to fill out the form. Easy to say after the fact.

He more than met his goal of paying for the trip and I thank him for including his IRS form. Photocopied proof of winning is so much more convincing to those who are stumbling. Matt has always held to the premise that if he can do it, *anyone can*. That's the reason we publish reports like this and others including letters in Vox Pop. They're intended to Inspire clients. Yet some, who always see the glass as half empty, get discouraged by these reports. They need to work on their self-esteem and accept directions. Matt Noreen does, always has. He's not a big bettor but he consistently shows an annual profit.

He has no problems selecting the most predictive pacelines. He delights in interpreting the large array of readouts found in Synthesis.

'CAPPER and Validator 2...

For this issue, 'Capper decided to demonstrate his use of Validator 2 on several races from Arlington, Belmont, Woodbine and Bay Meadows. As soon as he had taken enough cash from the windows to keep his bank healthy, he then saved a few tickets for photocopying so there can be no doubt of his success. Over the years "Capper" has been one of our winningest, profit making clients. Yet, despite his skills he now uses Validator 2 because it improves his average mutuel and win percentage.

He relies on the races for almost all his income so the added profit is most welcome to him. Also he saves time using Validator 2 keeping him from getting "burn out," the nemesis of all who Wagercap for a living. Validator 2 comes with a instruction manual and an audio tape going over various procedures. 'Capper was amazed when he learned this. "Why does anyone need any instructions? he asked. The program is self-explanatory. I explained that for many, nothing is self-explanatory, that the manual and audio were essential.

First, let's hear from 'Capper himself, then go through some of his recent wins, all wagered off-site in San Bernardino, California. 'Capper has never traveled to Woodbine or Belmont. Hence, he has no "local knowledge," Bias Profile, Model or anything else that so many 'purists' deem essential for betting a distant track.

One very important thing to notice. All of these races are from the same day. He won several more races than the examples we show. However, publishing all his wins from September 10 would take up too many pages. The races seen should be more than plenty for those who say we don't publish enough "consistent" wins. Besides, it's not the consistency of *winning clients* that counts. It's your consistency. We publish Vox Pop and winning races just to show that consistent success is within the reach of all. If they can do it, so can you!

Practice, Practice

by "Capper"



Let's go to the races and see how the Validator 2 can work for us. These races are from September 10. I will be looking at races covered by the simulcast signal available in California. For September 10th this includes Belmont Park, Arlington Park, Bay Meadows and Del Mar.

Lets start with Belmont. There are a number of races on this card that are bankroll builders when the program guidelines are followed. The first race is one of those as is the second although I found this race required a bit more focus to get the right contenders in place. The 5th and 7th races also yielded nice winning mutuels. By this time on the card I am well enough ahead that I can do two things. The first is to save some tickets to be able to validate these races and secondly is to be able to be more selective in my race selection. I do not want to give back what I have already earned. The first ticket I saved was for the 10th race. It is an 8F turf event for 3 years old and older. Contenders: PROP—2nd off layoff, use last line. DAD'S—use last line and ask can he win 2 in a row? INALL—last line. KRAT—I did not use the last line because I can see the horse hit the gate at the start and unlike his front end running style was already 6th at the 1st call, use the 2nd back. HALL—2nd line back is a much better line than anything else showing, use it and ask if he can repeat this best performance. RUTH—here is a horse stretching out, he has been competitive in his last 4 so keep him and use the last line back. AN OS—last line noting he is a NTL horse and will have company up front. The two I used were KRATO and PROP not trusting HALL to repeat a best ever performance. The finish was exactly this KRATO then PROP with HALL running next to last. The mutuel was \$10.80.

Moving from New York to Chicago let's look at a few races from Arlington Park. The 2nd race was run at 8F for 2 year olds. The Morning Line favorite was scratched so there was the possibility of this race opening up a little bit. It did not happen. Contenders: VOTE—part of an entry, use the last line, a win at the level, also going from a series of sprints to a route today. MICA—consistent SRs may compete with this weak field. MY BEAU—Can he win 2 in a row, not likely at this level. SURR—in from ELP with 2 consecutive seconds at this level. I have the contenders down to three and the entry is a short price so I invest on the other two and fall short as the favored entry does win.

On to the 5th race. This one is for three years old and up at 8.5 F for a claiming tag of \$25,000. It is a short field (6). Contenders: LAKE—has won 5 straight. I used the 2nd race back, it is the only race in the streak at less than 9F. PERF—use 3rd line, the first dirt line. SONG—2nd back wondering if he can handle the level rise and repeat this number. DANC—took the 3rd back, first on the dirt and at this track, wonder if he can repeat the good number. He came close last out on the turf. The program ranks the favorite 4th in this mix so I do not have to hide that one and bet on SONG and DANCE both with questions of their ability to repeat good numbers. Here we see the value of 2 horse investing as DANCE wins and SONG runs next to last. The mutuel was \$14.20 and the favorite placed a full length behind the winner.

Arlington the 7th. A 6.5F sprint for allowance runners 3 years and up. Contenders: SHAA—has won 2 in a row moving from claiming ranks and now going through his conditions, use last race. HARL—coming out of 2 stakes routes, use third line back the closest to today's distance (8.0F) and level (AI 47). SMOK—won 2 of the last three, use last race. AMER—a shipper most recently from Saratoga, use 2nd line back. NUNC—use most recent race. OUT O—use 4th line back, 1st sprint line and at the level. BL/BL lists the tiers as SMOK/NUNC/AMER/HARL/OUT O. SMOK goes off as the second favorite and wins by 2 plus lengths and returns \$8.80.

Arlington the 9th. An allowance level turf race for fillies and mares 3 and up. Contenders: H.V.A.C—won last out a \$35,000 claiming race, has won 2 of last 3. GEND—second in last two, needs to repeat a career high SR. Use last line. GENE—won last 2, a claimer (\$20,000) and an allowance race at this level. Use last race. CARI—use last line a win. SPAS—has three show finishes at the level. Does he have the will to win? DISQ—no wins in 2 races in this country. Improving SR, use last race. Now to the calculations and see what we come up with. The program comes up them GEND, DISQ/H.V. The bet is win on GEND and DISQ, and a place bet on DISQ. DISQ wins and returns \$26.80 for \$2.00 as well as \$10.20 to place. It has been a good betting day so far.

The Atto Mile is a million dollar race run at Woodbine on this date and carried by the simulcast network. Let's take a look. It will be run at 8F on the turf and is for 3 years old and up. Contenders: LADIE—won last out at Del Mar at 9F, however, use the 2nd line back a good race at today's distance. THINK—ran a dud last out but won 3 in a row prior, use 2nd line back. HELIO—won last out, an allowance race (\$73,900) and 4 back won a stakes at this track, use the last line. AFFIR—use the 2nd race back, note the steady decline in SR (100-97-92-85) a question to be sure. RIVIE—use last line, has ascending SR figures (83-91-91-95) a good sign. Possible contenders: HONE—No turf routes or dirt wins showing—out. KAHAL—a bit below this group SR-wise and outside of allowance ranks struggles at the route—out. MUHTA—no races in North America, could be a threat, avoided in the betting in his last 2 is a clue today—out. LADIE was under 2/1 so I hid that one. The two horse investment is RIVIE and HELIO. The result is another win and a nice mutuel (\$23.10) using the Validator.

One more practice example here. This one the 7th at Bay Meadows. This race is for lower level claimers (\$6250), 3 years old and up at 6 F. Contenders: HELLO—use the last race back. DEPUT—last race. SOVIE—last race. VERY—use last race, a win remembering there are not many repeat winners at this level. PHONE—use 2nd race back, closer to this level and on this track. STAR—3rd line back is the first sprint use that line. BL/BL ranks the favorite (HELLO) fourth and gives us STAR and PHONE as the investment horses both at good prices. PHONE wins and returns \$22.80 while STAR, the second favorite is next to last. Thank you Validator, not just for this race but for the day. We have had double digit wins in New York, Chicago and San Francisco thanks to the Validator. I hope looking at these races has been helpful to you. The read outs and the tickets are available at the office in Beaumont and space permitting I am sure the Doc will include them in The Follow Up order to help with questions that may come up about contender selection, and investment decisions. One thing to remember is that there is no winning streak unless this race is won. Work each race like it was the beginning of a winning streak. Carefully and fully.

The 'Capper here with a race day reminder....work the plan, be profitable. 'Til next time.

'Capper did not send any of his download screens with the F-6 Feature.

Press F-6 right from your download Past Performance Screen and the PI tells you which line is preferred by the computer.

Here is an example from the Validator 2 manual using a winner's PP's.

MED0923 8 6.0 D OC 3+ \$30,000 CP=\$35,000										7/12			
	R	W	P	S	W%		R	W	P	S	EARNINGS	W%	EPS
ORTIZ, FELIX	48	5	4	6	10	LIFE	36	9	9	2	169,041	25	4,696
SIROTA, KEITH	9	0	3	1	0	CURR	11	1	3	0	27,379	9	2,489
(c) 504 /GARCIA \$10,000						PAST	15	6	3	0	90,765	40	6,051
						D-SP	33	9	8	1	160,479	27	4,863
						OFF-D	1	0	0	0			

ML=10/1

7 PIONEER SPIRIT

AGE=6

COMMENT:

EQUALIZED, NORMALIZED AND ADJUSTED												PI
L	DAYSTRK	RCODISTSd	1STC	2NDC	FINC	BL1	BL2	BLS	BLF	SR	L	
1[14PHA	4FT 5.5D	21.6	45.1	109.5	1.50	2.00	1.00	1.80	87	1	2]
2	30MTH	7FT 6.0D	21.3	44.1	109.3	4.20	6.30	6.90	9.00	81	2	
3[44MTH	8FT 6.0D	21.3	43.9	109.2	2.80	2.50	3.10	3.30	87	3	2]
4[53DEL	6FT 6.0D	21.0	43.6	108.8	6.50	5.50	6.00	3.60	88	4	1 ✓
5	85MTH	9FT 6.0D	21.7	44.5	108.8	0.50	2.10	3.50	5.50	87	5	
6	114MTH	8FT 6.0D	22.0	44.4	108.7	4.20	6.70	8.60	9.10	83	6	
7	153GP	4FT 5.0D	21.4	44.1	109.0	8.10	7.60	8.00	6.10	85	7	
8	179GP	6FT 6.0D	21.5	43.5	108.8	4.60	4.50	7.50	5.90	86	8	
9	228TAM	8FT 5.5D	21.6	45.4	110.0	2.80	2.80	0.70	0.00	86	9	
A	245TAM	10FT 7.0D	21.4	43.9	109.2	3.00	1.60	2.80	7.10	83	A	

8 OCL 3+ NW3X \$30,000 6.0D FT

7-PIONEER SPIRIT

10-HEFFERIUS

12-BROADWAY SHOW

✓ 27.00	8.00	5.60
	3.40	2.60
		4.00

3 Lines were initially chosen. Line 2 was not considered because the horse was beaten more than 7.5 lengths. Today's race is 6 furlongs. The program likes Line 1 and 3 second best. However, we go back 4 because we see no #1 in the 3 lines we picked and we're not sure how comparable a 5.5 furlong line is to 6 furlongs at the Meadowlands. The program says line 4 is #1, though its 87 SR is tied with Line One. So we use Lines 4 and the horse wins the race.

You can enter as many horses and lines as you wish (see pages 30 through 34, Follow Up #82). You can Hide from every screen, Including the Validator and, for those who complained about the Validator screen being limited to 5 contenders, Validator 2 accepts and ranks any horse you choose to leave in. But I must warn you that following the procedures you'll see in 'Capper's races, reducing the number of contenders to five is still the best way to win consistently. The PI feature alone is the salvation of all who cannot pick the most predictive paceline with enough regularity to have winning days like 'Capper and Dick Mathie, who won almost \$5,000 in one race and whose stats for 161 races show that the Top 3 in V/DC won 85.7%. His Perfecta (Exacta) and Trifecta averages exceed any I've ever seen. From his Top 4 V/DC he gets 85% Exactas and 60.9% Trifectas.

Of course, he's been with us a long time, has the 55% Solution Manual and a keen awareness of the importance of Counter Energy on his E-L Graph. The value of Counter Energy has been overlooked by many of our clients, especially newer ones.

Now let's look at some of 'Capper's Sept. 10th wins. In his first 4 wins I cut off the Validator 2 screen to emphasize what so many clients fail to do: Use the Primary Rankings as a basis for hiding non-contenders and, when entering more than one line per horse, **to keep only the one line liked best by the program.** Study these isolated Primary readouts carefully. Note that when reducing the race to five Primary screen contenders, we also end up with the Top 5 Total Energy horses.

You will see that when a horse is Ranked #1 or #2 on BL/BL and the Primary screen you can run to the window and make it one your bets with no further study of readouts. I said **one of your bets.** Look at Bel, race 2 and see what V/DC does with a horses ranked 4th on BI/BL and Primary.

One of the chief problems I encounter with clients is over-analysis. Many want to study and analyze too many readouts. This is unwise and is a carry over from *yesterday's* handicapping theory which was nothing more than theory even in the past.

Some may feel that showing one example of the power of BL/BI and the Primary screen would be enough. Experience has taught me that repetition is essential to learning in this endeavor.

BM0910- 7 6.0D \$6,000
BOTTOM LINE -- BETTING LINE (VAL2) ✓

PNCNAME	LdT	SR	BAL	LS	TIE	ODDS	TRKDISTS	M/L	DAYS	AGE
7 STAR	3	83	5	23.3		EVEN	SR 6.0D	8/1	17	4
⑥ PHONE2		82	5	21.5		8-5	BMF 6.0D	6/1	14	4 W
5 VERY	1	81	6	18.8		5-2	BMF 6.0D	3/1	23	4
1 HELLO1	1	77	7	14.8		7-2	BMF 5.5D	5/2	22	4
4 SOVIE1		77	7	14.3		7-2	BM 6.0D	15/1	8	4

SYNTHESIS POWER RANKINGS AND FRACTALS

#	PNCNAME	LdT	SR	B L T			PRIM	
				A	S	O	LS	R
1	1 HELLO1	1	77	7	4	5	25	4
2	4 SOVIE1		77	7	2	4	27	5
3	5 VERY	1	81	6	3	3	21	3
4	6 PHONE2		82	5	1	2	16	② W
5	7 STAR	3	83	5	5	1	12	1

SEVENTH RACE 5 FURLONGS (Ld7) CLAIMING. Purses \$5,000 FOR THREE YEAR OLDS AND UPWARD WHICH HAVE NEVER WON THREE RACES. Three Year Olds 1% Rec; Older 2% Rec. CLAIMING PRICE \$4,250.

SEPTEMBER 10, 2000

Value of Race: \$5,000 Winner \$2,500; second \$1,250; third \$750; fourth \$425; fifth \$212; sixth \$85. Mutuel Pool \$100,122.00 Exacta Pool \$195,847.00

Last Raced	Horse	M/E	L	A	W	P	P	St	M	Y	Str	Fin	Jockey	C/g	Pr	Odds
27Aug00	*Sac7	Phone Tapper-FR	LBb	4	120	5	6		6	42	2nd	11	Arriaga J	6250	10.40	
31Aug00	*Sac4	Nickle Oakle	LBb	3	116	3	2		34	21	32	2nd	Schvaneveldt C P	6250	9.80	
19Aug00	12Bmf2	Deputy Delegate	LBbf	4	113	2	5		9th	51	44	3rd	Rodriguez NL7	6250	3.70	
19Aug00	12Bmf2	Hello Senor	LBb	4	120	1	3		14	16	11	4th	Carr D	6250	1.80	
24Aug00	*Sac4	Star Colony	LB	4	120	6	4		4th	6	51	5th	Campbell B C	6250	2.30	
16Aug00	*Bmf1	Very Contrary	LB	4	120	4	1		21	31	6	6	Radke K	6250	6.40	

OFF AT 4:00 Start Good. Won driving. Track fast.
TIME :22.1, :45.1, :59.2, 1:11.4 (22.78, :45.57, :59.52, 1:11.95)

\$2 Mutuel Prices:

6-PHONE TAPPER-FR	22.80	1.80	6.20
3-NICKLE OAKLE	9.80	5.80	
2-DEPUTY DELEGATE	3.70	2.30	

SCOTWINC NATIONAL
ORANGE SHOW

D-4031-844F-E4EE

Race 7 10-Sep-00 41
BAYMEADOWS

\$2 WIN

W6.7 Ser

2 BETS. TOTAL

FLIP-SAM W102009
10Sep00

15:19:49

D-4031-844F-E4EE

==|||==|||==|||==|||==|||==|||



BM0910- 7 6.0D \$6,000
 BOTTOM LINE -- BETTING LINE (VAL2) ✓

PNCNAME	LdT	SR	BAL	LS	TIE	ODDS	TRKDISTS	M/L	DAYS	AGE
7 STAR	3	83	5	23.3		EVEN	SR 6.0D	8/1	17	4
6 PHONE2		82	5	21.5		8-5	BMF 6.0D	6/1	14	4
5 VERY	1	81	6	18.8		5-2	BMF 6.0D	3/1	23	4
1 HELLO1	1	77	7	14.8		7-2	BMF 5.5D	5/2	22	4
4 SOVIE1		77	7	14.3		7-2	BM 6.0D	15/1	8	4

W \$22⁸⁰

SYNTHESIS POWER RANKINGS AND FRACTALS

#	PNCNAME	LdT	SR	B		L		T		PRIM	
				A	S	O	P	L	R	LS	R
1	1 HELLO1	1	77	7	4	5	25	4			
2	4 SOVIE1		77	7	2	4	27	5			
3	5 VERY	1	81	6	3	3	21	3			
4	6 PHONE2		82	5	1	2	16	2			
5	7 STAR	3	83	5	5	1	12	1			

SEVENTH RACE 5 FURLONGS (107) CLAIMING. Purses \$4,000 FOR THREE YEAR OLDS AND UPWARD WHICH HAVE NEVER WON THREE RACES. Three Year Olds 150 lbs., Older 120 lbs. CLAIMING PRICE \$4,200.

SEPTEMBER 14, 2000

Values of Race: \$5,000 Winner \$1,200; second \$1,200; third \$700; fourth \$400; fifth \$200; sixth \$80. Mutual Pool \$100,000.00 Exacta Pool \$100,000.00 Quinella Pool \$14,000.00 Trifecta Pool \$121,000.00

Last Race	Horse	M/E	L	A	Wt	PP	St	W	Y	Str	Fin	Jockey	C/g	Pr	Odds
27Aug00 5Sac7	Phone Tapper-FR	LBb	4	120	5	6	47	2nd	11	Arriaga J	6250	10.40			
31Aug00 7Sac4	Nickle Oakie	LBb	3	116	3	2	34	2nd	32	Schvaneveldt C P	6250	9.80			
19Aug00 12Bm7	Deputy Delegate	LBbf	4	113	2	5	5nd	51	41	Rodriguez N L7	6250	1.70			
19Aug00 12Bm7	Hello Senor	LBb	4	120	1	3	14	1st	41	Carr D	6250	1.80			
24Aug00 5Sac4	Star Colony	LB	4	120	6	4	4nd	6	51	Campbell B C	6250	2.30			
18Aug00 18mf1	Very Contrary	LB	4	120	4	1	21	31	6	Radke K	6250	6.40			

OFF AT 4:45 Start Good. Won driving. Track fast.
 TIME :22.7, :45.7, :58.7, 1:11.4 (:22.7, :45.7, :58.7, 1:11.4)

\$2 Mutuel Prices:

1-PHONE TAPPER-FR 22.80 9.80 5.20
 2-NICKLE OAKIE 9.80 5.80 3.20
 3-DEPUTY DELEGATE 3.20



SCOTWINC

NATIONAL
 ORANGE SHOW

D-4031-844F-E4EE

Race 7 10-Sep-00 41
 BAYMEADOWS

\$ WIN

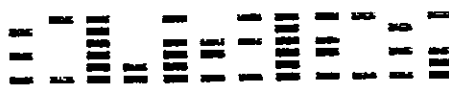
W6.7⁸⁰

2 BETS. TOTAL

FLIP-SAM W102009
 10Sep00

15:19:49

D-4031-844F-E4EE



BEL0910- 1 9.0I \$42,000
BOTTOM LINE -- BETTING LINE (VAL2)

PNCNAME	LdT	SR	BAL	LS	TIE	ODDS	TRKDIST	M/L	DAYS	AGE
12 GOOD 1	82	2	24.3			EVEN	AQU 8.5d	20/1	197	3 ^W
5 LEADY1	73	4	20.5			9-5	SAR 9.5T	3/1	22	3
10 ARIEL1	73	6	18.3			5-2	MTH 8.0T	12/1	16	4
3 TURF 3	72	5	14.3			7-2	BEL 9.0t	20/1	30	3
1 MISTE2	71	6	12.0			9-2	DEL 8.0T	5/1	11	4

#	PNCNAME	LdT	SR	B	L	T	PRIM	
							LS	R
1	1 MISTE2	71	6	1	5	28	5	
2	3 TURF 3	72	5	5	2	24	4	
3	5 LEADY1	73	4	3	3	19	2	
4	10 ARIEL1	73	6	2	4	22	3	
5	12 GOOD 1 ^W	82	2	4	1	12	1	

\$66⁰⁰

FIRST RACE (10 Miles) (1000) MAIDEN SPECIAL WEIGHT. Purse \$42,000. (Up To \$1,140)
Belmont (Non-claimers for a claiming price less than \$42,000 in the last three starts preferred). (Clear, FL.)
 SEPTEMBER 10, 2008
 Value of Race: \$42,000 Winner \$25,200, Second \$8,400, Third \$4,200, Fourth \$2,100, Fifth \$1,140. Mutuel Pool \$283,948.00 Exacta Pool \$285,305.00 Trifecta Pool \$198,300.00

Last Raced	Horse	M/E	L	A	Wt	PP	St	%	%	%	Str	Fin	Jockey	Odds
25Feb00	Aqu	Good Boy Sam	Lb	3	118	12	11	11	10	6	24	1	Bravo J	32.00
11Aug00	1Sar	Stroke Recovery	Lb	3	118	11	1	12	11	11	21	2	Davis R G	8.75
11Aug00	1Sar	Grigri	L	4	122	9	6	10	9	81	3	3	Prado E S	4.00
19Aug00	1Sar	Leady	Lf	3	118	5	12	7	6	71	6	4	Gryder A T	4.20
11Aug00	1Sar	Turf Surfer	Lb	3	111	3	9	6	51	3	51	5	Mojica O J	6.90
16Aug00	4MUH	Private Side	Lb	3	118	7	3	9	8	9	71	6	Leon F	51.75
25Aug00	4MUH	Doniphan	b	4	122	8	2	12	12	11	5	72	Bridgmohan S X	47.25
19Aug00	1Sar	Golden Honors	L	3	118	4	5	22	21	21	4	82	Balley J D	5.10
30Aug00	4DeH	Mister Matthew	Lb	4	122	1	10	81	11	12	11	9	Sellers S J	8.00
19Aug00	1Sar	Devilishly	L	3	118	2	8	9	72	10	10	10	Santos J A	24.25
25Aug00	4MUH	Ariel Chief	Lb	4	122	10	7	4	4	51	8	11	Luzzi M J	16.30
30Jly00	1Sar	Padua's Pride-IR	L	3	118	6	4	3	3	4	12	12	Migliore R	7.20

OFF AT 1:01 Start Good. Won driving. Course firm.
 TIME 24.43, 1:44, 1:39, 1:51 (24.62, 24.4, 1:43, 1:39.45, 1:51.92)

\$2 Mutuel Prices:
 12-GOOD BOY SAM 66.00 29.00 16.00
 11-STROKE RECOVERY 8.50 5.30
 9-GRIGRI 4.20

BEL0910-10 8.0T \$46,000
BOTTOM LINE -- BETTING LINE (VAL2)

PNcNAME	LdT	SR	BAL	LS	TIE	ODDS	TRKDISTS	M/L	DAYS	AGE
8 KRATO2	3	97	6	24.0		EVEN	SAR 8.0t	4/1	8	4 W
3 PROPE1	2	88	6	20.0		9-5	SAR 8.0t	8/1	15	3
9 HALLU1	2	85	6	19.5		2-1	SAR 8.0t	7/2	15	3
5 DAD'S1		85	6	17.0		5-2	SAR 8.5t	6/1	22	4
12 AN OS1		83	6	11.0		5-1	SAR 8.5t	6/1	23	3

#	PNcNAME	LdT	SR	B L T PRIM				LS	R
				A	S	O			
				L	P	T			
1	3 PROPE1	2	88	6	3	2		19	2
2	5 DAD'S1		85	6	1	5		22	4
3	8 KRATO2	3	97	6	4	1		9	1 W
4	9 HALLU1	2	85	6	2	3		21	3
5	12 AN OS1		83	6	5	4		31	5

SCOTWINC NATIONAL ORANGE SHOW

7-0128-1995-E4EE

Race 10 10-Sep-00 41
DELMONT

WIN
3.8W

2 BETS. TOTAL

SAM W102005

10-Sep-00

14 45 13

7-0128-1995-E4EE

TENTH RACE Belmont

SEPTEMBER 10, 2000

1 MILE. (Turf)(Ld) ALLOWANCE. Purse \$46,000. (Up To \$5,214 MYSEBFA) For Three Year Olds And Upward Which Have Never Won Two Races Other Than Maiden, Claiming, Or Starter Or Which Have Never Won Three Races. Three Year Olds 119 lbs.; Older 123 lbs. Non-winners of \$25,000 at a mile or over on the turf since July 28 allowed, 2 lbs. (Races where entered for \$50,000 or less not considered in allowances). (Preference by condition eligibility).

Value of Race: \$46,000 Winner \$27,000; second \$12,000; third \$5,000; fourth \$2,700; fifth \$1,300. Mutuel Pool \$433,516.00 Exacta Pool \$422,238.00 Trifecta Pool \$226,431.00 Superfecta Pool \$208,314.00

Last Raced		Horse	M/E	L	A	Wt	PP	St	%	%	%	St	Fin	Jockey	Odds \$1
25Sep00	4Mths	Krato	Lb	4	121	7	8	13	14	15	14	15	Bailey J D	4.40	
26Aug00	5Sars	Proper Man	L	3	117	3	3	3rd	51	3rd	32	21	Sellers S J	6.20	
24Aug00	5Sars	Mandarin Marsh	Lb	3	117	2	5	711	511	821	541	32	Luzzi M J	22.40	
24Aug00	14Sars	Wild Over Lin	L	3	117	9	6	21	21	211	2nd	41	Santos J A	11.80	
21Aug00	7Sars	Spring Street	L	3	117	4	4	9rd	61	511	41	521	Bravo J	8.50	
18Aug00	4Sars	Dad's Gun	L	4	123	5	4	9rd	61	7rd	6rd	6rd	Castillo H Jr	11.90	
18Aug00	7C03	Inalprobability	L	4	121	6	11	11	101	821	81	7rd	Migliore R	14.20	
18Aug00	5Sars	An Oscar For Bert	L	3	117	11	1	9rd	111	101	101	9rd	Davis R C	6.50	
11Jul00	4Bd18	Major Adonis	Lf	3	117	1	10	102	7rd	6rd	9rd	91	Cryder A T	21.00	
25Aug00	5Sars	Hallucinogin	L	3	117	8	7	61	4rd	41	7rd	40	Prado E S	2.50	
13Jul00	7Bd1	Ruthie's Double	Lf	3	117	10	2	41	31	11	11	11	Bridgeman S X	23.75	

OFF AT 5:47 Start Good. Won driving. Course firm.

TIME :22.467, 1:187, 1:25 (:23.45, :46.35, 1:10.54, 1:35.01)

\$2 Mutuel Prices:

8-KRATO	10.80	6.70	5.10
3-PROPER MAN		7.80	5.60
2-MANDARIN MARSH			12.40

SCOTWINC NATIONAL ORANGE SHOW

7-760A-6347-E4EE

Race 4 10-Sep-00 41
WOODBINE

WIN
6.13W

2 BETS. TOTAL

FLIP-SAM W102002

10-Sep-00

11 24.51

7-760A-6347-E4EE

FOURTH RACE Woodbine

SEPTEMBER 10, 2000

1 MILE. (Turf)(Ld) 2nd Running of THE ATTO MILE. Grade 1. Purse \$1,000,000 For Three-Year-Olds and Upward. Three-year-olds 119 lbs. Older 125 lbs. Non-winners of a Grade One Race in 2000, allowed 3 lbs. Of a Grade Two Race in 2000 or \$100,000 twice in 2000, 5 lbs. Of a Grade Three Race in 2000 or \$100,000 once in 2000, 7 lbs. (No Canadian Breed Allowance.)

Value of Race: \$1,000,000 Winner \$600,000; second \$200,000; third \$110,000; fourth \$60,000; fifth \$30,000. Mutuel Pool \$479,815.00 Superfecta Pool \$71,140.00 Trifecta Pool \$279,360.00 Exacta Pool \$225,251.00

Superfecta Pool	\$71,148.00 Trifecta Pool \$276,500.00 2 Exacta Pool \$225,251.00													
Last Raced	Horse	M/E	L	A	Wt	PP	St	%	%	%	St	Fin	Jockey	Odds \$1
4Aug00 7Dmr2	Riviera-FR	L	6	117	13	7	82	7rd	61	11	1rd	1	Velazquez J R	10.55
18Aug00 NBY1	Arkadian Hero	L	5	119	2	13	13	13	81	2nd	211	1	Spencer J P	21.35
6Aug00 5Sar1	Affirmed Success	L	6	121	8	5	81	81	7rd	41	31	1	Chavez J F	4.35
30July00 40mr1	Ladies Din	Lb	5	124	4	11	12nd	12nd	9rd	5rd	41	1	Desormeaux K J	1.95
13Aug00 Dea1	Muhlathir-GB	L	5	124	11	9	7rd	61	3rd	3rd	511	1	Smith M E	4.15
20Aug00 11APs	Think Red	L	3	114	5	8	61	51	5rd	10rd	61	1	Kabel T K	15.50
20Aug00 2W01	Honest Lady	L	4	121	3	10	101	101	10rd	7rd	71	1	Day P	6.55
20Aug00 2W01	Heliotrope	L	5	116	6	3	3rd	2nd	21	61	81	1	Poznansky N E	55.25
13Aug00 4W05	Cracker's Folly	L	7	117	1	12	111	11rd	122	1121	91	1	Husbands P	53.55
25Aug00 1W01	Solitary Dancer	L	4	119	10	2	41	41	4rd	51	101	1	Walls M K	46.80
25Jun00 7W01	Kahal-GB	L	6	121	9	6	2nd	1rd	3rd	7rd	1111	1	Blanc B	11.35
20Aug00 3W01	Valid N Bold	L	4	117	12	1	5rd	51	13	13	121	1	Landry R C	124.00
25Aug00 4W05	Dawson's Legacy	Lf	5	117	7	4	11	31	111	12rd	13	1	Boulanger G	47.70

OFF AT 2:44 Start Good For All But ARKADIAN HERO Won driving. Course firm.

TIME :22.454, 1:091, 1:33 (:23.46, :45.31, 1:05.51, 1:33.18)

\$2 Mutuel Prices:

13-RIVIERA-FR	23.10	10.90	7.30
2-ARKADIAN HERO		24.90	11.10
8-AFFIRMED SUCCESS			5.20

BEL0910- 7 6.0D \$43,000
BOTTOM LINE -- BETTING LINE (VAL2)

PNcNAME	LdT	SR	BAL	LS	TIE	ODDS	TRKDISTS	M/L	DAYS	AGE
7 SUSAN1	W	86	5	21.5		8-5	SAR 6.0D	5/1	9	4
1 OLYMP2		87	4	19.0		2-1	AQU 7.0D	2/1	79	4
2 POWER2	P	84	5	17.0		5-2	AQU 6.0D	4/1	154	4
3 OUT O1 1		83	6	16.8		3-1	SAR 6.0D	3/1	23	3
5 SANTO1 1		83	7	15.0		7-2	SAR 6.0D	6/1	23	3

#	PNcNAME	LdT	SR	B	L	T	PRIM	
							LS	R
1	1 OLYMP2		87	4	1	3	17	②
2	2 POWER2		84	5	5	2	22	③
3	3 OUT O1 1		83	6	4	4	23	4
4	5 SANTO1 1		83	7	2	5	27	5
5	7 SUSAN1		86	5	3	1	16	①

THE VALIDATOR (VAL2) ✓

PNcNAME	LdT	SR	TOT-R	EP-R	LP-R	CP-R	HE-R	FX-R	V/DC-T
1 OLYMP2		87	3	5	1	1	1	5	1
2 POWER2		84	2	1	5	3	5	4	3
3 OUT O1 1		83	4	3	2	4	4	1	3
5 SANTO1 1		83	5	4	3	5	3	3	4
7 SUSAN1		86	1	2	4	2	2	2	①

SEVENTH RACE
Belmont
SEPTEMBER 16, 2000

5 FURLONGS. (Ld7) ALLOWANCE. Purse \$43,000 (Up To \$6,300 NYSPFA) For Fillies and Mares Three Years Old And Upward Which Have Never Won A Race Other Than Maiden, Claiming, Starter, Or Restricted Or Which Have Never Won Two Races. Three Year Olds 130 lbs.; Older 122 lbs. Non-winners of \$25,000 in 1999-00 allowed, 2 lbs. (Races where entered for \$35,000 or less not considered in allowances).

Value of Race: \$43,000 Winner \$25,000; second \$8,000; third \$4,750; fourth \$2,250; fifth \$1,250. Mutuel Pool \$272,328.00 Exacta Pool \$292,434.00 Trifecta Pool \$202,167.00

Last Raced	Horse	M/E	Q	A	Wt	PP	St	Wt	St	Fin	Jockey	Odds
15Sep00 #Sar3	Susan McGrath	Lb	4	120	7	5	3	1	1	1st	Espinosa J L	3.95
3Apr00 #Agu2	Powerful Package	Lbf	4	120	1	1	4	2	2	2nd	Prado E S	5.20
23Jun00 #Bel4	Olympian Sister	L	4	120	4	6	5	2	4	3rd	Davis R G	2.55
16Aug00 #Sar2	Out Of The Buggy	Lbf	3	117	2	2	6	1	1	4th	Migliore R	2.95
16Aug00 #Sar3	Santo Mio	L	3	117	5	7	7	7	5	5th	Samyn J L	11.10
3Apr00 #Agu4	Cherokee Racer	Lb	3	117	3	3	2	4	3	6th	Bravo J	12.40
3Aug00 #Sar7	Alyivia	Lf	3	117	6	4	7	2	1	7th	Bridgmohan S X	6.90

OFF AT 4:11 Start Good. Won driving. Track fast.
TIME 1:22.7; 1:46.1; 2:02.1; 2:11.1 (-22.7); 2:27.1; 2:46.2; 2:58.4; 3:11.3

\$2 Mutuel Prices:

7-SUSAN MCGRATH 2.90 5.10 1.10
2-POWERFUL PACKAGE 6.00 3.30 2.60
1-OLYMPIAN SISTER 2.60

\$2 EXACTA 7-2 PAID \$64.50 \$2 TRIFECTA 7-2-1 PAID \$128.50

Next we see a phenomenon that only the Validator 2 V/DC Readout can rectify. The Winner, DONTOVERDOIT, is only fourth on BI/BI and on the Primary readouts. Throw in Supp. and it's still only fourth. Now look at V/DC. It's ranked #1. Same horses, no Hides. It moves from 4th to first. In the original Validator, horses might move up one even two ranks. The new process of Probability Convergence moves this winner up by 3 full Tiers (T), producing a \$20.30 Mutuel.

BEL0910- 2 6.0D \$37,000
BOTTOM LINE -- BETTING LINE (VAL2)

PNCNAME	LdT	SR	BAL	LS	TIE	ODDS	TRKDIST	M/L	DAYS	AGE
5 TWIN 2		90	6	22.8		EVEN	BEL 6.0D	7/2	35	3
4 TONY 2		88	6	19.8		2-1	SAR 6.0D	5/1	16	3
6 SARAT1 1		87	6	19.3		2-1	SAR 6.0D	3/1	16	3
2 DONT03 W		87	5	17.8		5-2	BEL 6.0D	10/1	14	3
8 IRISH4		84	7	10.3		5-1	CD 6.5D	9/2	8	3

#	PNCNAME	LdT	SR	B	L	T	PRIM	SUPP
				A	S	O		
				L	P	T	LS	R
1	2 DONT03 W	87	5	3	4	22	4	16
2	4 TONY 2	88	6	5	1	17	2	10
3	5 TWIN 2	90	6	4	2	14	1	8
4	6 SARAT1 1	87	6	1	3	18	3	16
5	8 IRISH4	84	7	2	5	31	5	25

#	PNCNAME	LdT	LATE	EARLY	TOT R
1	2 DONT03	-2.2			171.0 4
2	4 TONY 2	11.8			173.9 1
3	5 TWIN 2	5.0			171.9 2
4	6 SARAT1 1	5.2			171.8 3
5	8 IRISH4	-1.0			168.9 5

EX-L V-L M-L M-E V-E EX-E
THE VALIDATOR (VAL2)

PNCNAME	LdT	SR	TOT-R	EP-R	LP-R	CP-R	HE-R	FX-R	V/DC-T
2 DONT03		87	4	4	1	4	2	3	1
4 TONY 2		88	1	1	4	2	5	1	2
5 TWIN 2		90	2	2	2	1	3	2	1
6 SARAT1 1		87	3	3	3	3	1	4	3
8 IRISH4		84	5	5	2	5	4	5	5

SECOND RACE

Belmont

SEPTEMBER 10, 2009

Last Raced	Horse	M/E	Q	A	Wt	PP	St	Cl	Yr	Str	Fin	Jockey	City	Pr	Odds
27Aug09 Sar11	Dontoverdoit	Lb	3	118	1	3				4	12	Migliore R	90000		5.10
25Aug09 Sar1	Saratoga Nights	Lb	3	118	5	8				74	21	Esposito J L	90000		1.65
25Aug09 Sar1	Tony And Shaye	Lb	3	117	3	1				5	34	Perez J M	45000		1.80
25Aug09 Sar4	Irish Dawn	L	3	118	7	7				6	4	Gryder A T	90000		6.50
11Aug09 Sar4	Head First	Lb	3	117	8	4				34	4	Bridgmohan S X	45000		14.50
6Aug09 Sar4	Twin Meteors	L	3	118	4	6				2	24	Prado E S	90000		1.10
31Aug09 Mth4	Puppet	Lbf	3	111	2	2				74	713	Rosario H L Jr	40000		28.75
11Aug09 Sar4	Muffer's Notebook	Lbf	3	118	6	5				8	8	Davis R G	90000		12.80

OFF AT 1:30 Start Good. Weather driving. Track fast.
TIME 1:27.46, 1:27.46, 1:27.46 (22.51, 46.32, 1:10.13)

\$2 Mutuel Prices:

2-DONTOVERDOIT 20.30 7.00 5.00
6-SARATOGA NIGHTS 4.00 2.80 5.30
4-TONY AND SHAYE

\$2 EXACTA 2-4 PAID \$140.50 \$2 TRIFECTA 2-4 PAID \$48.20 \$2 TRIFECTA

\$109.50 EXACTA

Just as Dick Mathie is keyed to success in Exotic wagering, 'Capper bets on winners only. He will back up a winner to Place but does not make Exacta wagers. It didn't bother him that he had the \$64.50 Exacta and the \$128.50 Trifecta in his Top 3 V/DC Tiers. Note the T instead of R. This stands for Tier instead of Rank and should be so regarded even as we do in BL/BL.

Some more of Capper's Validator 2 results and winning tickets from 9/10.

SCOTWINC NATIONAL ORANGE SHOW
D-5712-784B-E4EE

Race 5 10-Sep-00 41
ARLINGTON

WIN

3.4w

2 BETS. TOTAL

FLIP-SAM N102002

10Sep00

D-5712-784B-E4EE

12:55:28

SCOTWINC NATIONAL ORANGE SHOW
C-331C-9B7D-E4EE

Race 7 10-Sep-00 41
ARLINGTON

WIN

w6.8

2 BETS. TOTAL

FLIP-SAM N102004

10Sep00

C-331C-9B7D-E4EE

13:56:43

FIFTH RACE
Arlington
SEPTEMBER 10, 2000

Value of Race: \$25,000 Winner \$12,500

10/9/2000 Quinella Pool \$112,000

Last Race	Horse	M/E/L/A/W	PP	St	W	N	N	S	W	Fin	Jockey	C/P	Qd	TI
11Aug00 TAP1	Dancelike A Shadow	Lb	5	11	4	2	4	1	3	1	Macias G	25000	6.80	
21Aug00 TAP1	Lake Lisada	Lb	6	11	1	1	3	1	4	2	Sibille R	25000	1.80	
24Aug00 TAP1	Ballard High	Lb	4	11	6	3	9	4	2	1	Guidry M	25000	1.10	
31Aug00 TAP1	Redhanded	Lb	5	11	5	6	5	1	4	4	Enigh C A	25000	6.40	
28Jly00 TAP1	Song of Crow	Lb	5	11	3	5	6	6	1	1	Diaz J L	25000	6.30	
3Aug00 TAP1	Perfectly Purple	Lb	6	11	2	4	2	4	4	6	Perez E E	25000	3.30	

OFF AT 5:04 Start Good. Was driving. Track fast.

TIME 1M: 55.1, 1:17, 1:42, 1:49 (28.8, 33.1, 1:17.7, 1:42.6, 1:48.3)

\$2 Mutuel Prices:

4-DANCELIKE A SHADOW 5.80 3.40

1-LAKE LISADA 1.20 2.80

6-BALLARD HIGH 1.20 2.80

SEVENTH RACE
Arlington
SEPTEMBER 10, 2000

Value of Race: \$25,000 Winner \$12,500

10/9/2000 Quinella Pool \$112,000

10/9/2000 Quinella Pool \$112,000

10/9/2000 Quinella Pool \$112,000

10/9/2000 Quinella Pool \$112,000

10/9/2000 Quinella Pool \$112,000

10/9/2000 Quinella Pool \$112,000

10/9/2000 Quinella Pool \$112,000

10/9/2000 Quinella Pool \$112,000

10/9/2000 Quinella Pool \$112,000

10/9/2000 Quinella Pool \$112,000

10/9/2000 Quinella Pool \$112,000

10/9/2000 Quinella Pool \$112,000

10/9/2000 Quinella Pool \$112,000

10/9/2000 Quinella Pool \$112,000

10/9/2000 Quinella Pool \$112,000

10/9/2000 Quinella Pool \$112,000

10/9/2000 Quinella Pool \$112,000

10/9/2000 Quinella Pool \$112,000

10/9/2000 Quinella Pool \$112,000

10/9/2000 Quinella Pool \$112,000

10/9/2000 Quinella Pool \$112,000

10/9/2000 Quinella Pool \$112,000

10/9/2000 Quinella Pool \$112,000

10/9/2000 Quinella Pool \$112,000

10/9/2000 Quinella Pool \$112,000

10/9/2000 Quinella Pool \$112,000

10/9/2000 Quinella Pool \$112,000

10/9/2000 Quinella Pool \$112,000

10/9/2000 Quinella Pool \$112,000

10/9/2000 Quinella Pool \$112,000

10/9/2000 Quinella Pool \$112,000

10/9/2000 Quinella Pool \$112,000

10/9/2000 Quinella Pool \$112,000

10/9/2000 Quinella Pool \$112,000

10/9/2000 Quinella Pool \$112,000

10/9/2000 Quinella Pool \$112,000

10/9/2000 Quinella Pool \$112,000

10/9/2000 Quinella Pool \$112,000

10/9/2000 Quinella Pool \$112,000

10/9/2000 Quinella Pool \$112,000

10/9/2000 Quinella Pool \$112,000

10/9/2000 Quinella Pool \$112,000

10/9/2000 Quinella Pool \$112,000

10/9/2000 Quinella Pool \$112,000

10/9/2000 Quinella Pool \$112,000

10/9/2000 Quinella Pool \$112,000

10/9/2000 Quinella Pool \$112,000

10/9/2000 Quinella Pool \$112,000

10/9/2000 Quinella Pool \$112,000

10/9/2000 Quinella Pool \$112,000

1M FURLONG (1M) ALLOWANCE. Purses \$25,000 (plus \$1,000 State Bond) For Three Year Old And Upward Which Have Not Won Three Races Other Than Maiden, Claiming, Or Starter. (Conditions Slightly). Three Year Old 110 lbs. Older 122 lbs. Non-winners of two races other than maiden or claiming since August 10, allowed, 2 lbs. One race since July 10, 4 lbs.

Value of Race: \$25,000 Winner \$12,500, second \$7,000, third \$3,500, fourth \$2,100, fifth \$1,000. Mutuel Pool \$104,000 Exacta Pool \$112,000

10/9/2000 Quinella Pool \$112,000

10/9/2000 Quinella Pool \$112,000

10/9/2000 Quinella Pool \$112,000

10/9/2000 Quinella Pool \$112,000

10/9/2000 Quinella Pool \$112,000

10/9/2000 Quinella Pool \$112,000

10/9/2000 Quinella Pool \$112,000

10/9/2000 Quinella Pool \$112,000

10/9/2000 Quinella Pool \$112,000

10/9/2000 Quinella Pool \$112,000

10/9/2000 Quinella Pool \$112,000

10/9/2000 Quinella Pool \$112,000

10/9/2000 Quinella Pool \$112,000

10/9/2000 Quinella Pool \$112,000

10/9/2000 Quinella Pool \$112,000

10/9/2000 Quinella Pool \$112,000

10/9/2000 Quinella Pool \$112,000

10/9/2000 Quinella Pool \$112,000

10/9/2000 Quinella Pool \$112,000

10/9/2000 Quinella Pool \$112,000

10/9/2000 Quinella Pool \$112,000

10/9/2000 Quinella Pool \$112,000

10/9/2000 Quinella Pool \$112,000

10/9/2000 Quinella Pool \$112,000

10/9/2000 Quinella Pool \$112,000

10/9/2000 Quinella Pool \$112,000

10/9/2000 Quinella Pool \$112,000

10/9/2000 Quinella Pool \$112,000

10/9/2000 Quinella Pool \$112,000

10/9/2000 Quinella Pool \$112,000

10/9/2000 Quinella Pool \$112,000

10/9/2000 Quinella Pool \$112,000

10/9/2000 Quinella Pool \$112,000

10/9/2000 Quinella Pool \$112,000

10/9/2000 Quinella Pool \$112,000

10/9/2000 Quinella Pool \$112,000

10/9/2000 Quinella Pool \$112,000

10/9/2000 Quinella Pool \$112,000

10/9/2000 Quinella Pool \$112,000

10/9/2000 Quinella Pool \$112,000

10/9/2000 Quinella Pool \$112,000

10/9/2000 Quinella Pool \$112,000

10/9/2000 Quinella Pool \$112,000

10/9/2000 Quinella Pool \$112,000

10/9/2000 Quinella Pool \$112,000

10/9/2000 Quinella Pool \$112,000

10/9/2000 Quinella Pool \$112,000

10/9/2000 Quinella Pool \$112,000

10/9/2000 Quinella Pool \$112,000

SCOTWINC NATIONAL ORANGE SHOW
E-1A2D-AA79-E4EE

Race 9 10-Sep-00 41
ARLINGTON

WIN

3.12v

2 BETS. TOTAL

FLIP-SAM N102004

10Sep00

E-1A2D-AA79-E4EE

15:02:12

SCOTWINC NATIONAL ORANGE SHOW
A-312D-ADD9-E4EE

Race 9 10-Sep-00 41
ARLINGTON

PLACE

12

1 BET. TOTAL

FLIP-SAM N102004

10Sep00

A-312D-ADD9-E4EE

15:02:19

NINTH RACE
Arlington
SEPTEMBER 10, 2000

Value of Race: \$25,000 Winner \$12,500

10/9/2000 Quinella Pool \$112,000

10/9/2000 Quinella Pool \$112,000

10/9/2000 Quinella Pool \$112,000

10/9/2000 Quinella Pool \$112,000

10/9/2000 Quinella Pool \$112,000

10/9/2000 Quinella Pool \$112,000

10/9/2000 Quinella Pool \$112,000

10/9/2000 Quinella Pool \$112,000

10/9/2000 Quinella Pool \$112,000

10/9/2000 Quinella Pool \$112,000

10/9/2000 Quinella Pool \$112,000

10/9/2000 Quinella Pool \$112,000

10/9/2000 Quinella Pool \$112,000

10/9/2000 Quinella Pool \$112,000

10/9/2000 Quinella Pool \$112,000

10/9/2000 Quinella Pool \$112,000

10/9/2000 Quinella Pool \$112,000

10/9/2000 Quinella Pool \$112,000

1 MILE. (Turf) (1M) ALLOWANCE. Purses \$25,000 (plus \$1,000 State Bond) For Fillies and Mares, Three Year Old And Upward Which Have Not Won Two Races Other Than Maiden, Claiming, Or Starter. (Conditions Slightly). Three Year Old 110 lbs. Older 122 lbs. Non-winners of a race other than maiden or claiming since August 10, allowed, 2 lbs. One race since July 10, 4 lbs.

Value of Race: \$25,000 Winner \$12,500, second \$7,000, third \$3,500, fourth \$2,100, fifth \$1,000. Mutuel Pool \$104,000 Exacta Pool \$112,000

10/9/2000 Quinella Pool \$112,000

10/9/2000 Quinella Pool \$112,000

10/9/2000 Quinella Pool \$112,000

10/9/2000 Quinella Pool \$112,000

10/9/2000 Quinella Pool \$112,000

10/9/2000 Quinella Pool \$112,000

10/9/2000 Quinella Pool \$112,000

10/9/2000 Quinella Pool \$112,000

10/9/2000 Quinella Pool \$112,000

10/9/2000 Quinella Pool \$112,000

10/9/2000 Quinella Pool \$112,000

10/9/2000 Quinella Pool \$112,000

10/9/2000 Quinella Pool \$112,000

10/9/2000 Quinella Pool \$112,000

10/9/2000 Quinella Pool \$112,000

10/9/2000 Quinella Pool \$112,000

10/9/2000 Quinella Pool \$112,000

10/9/2000 Quinella Pool \$112,000

The Condensed Validator 2 Readouts Preceding V/DC

PNCNAME	LdT	SR	TOT-R	EP-R	LP-R	CP-R	HE-R	FX-R	V/DC-T
---------	-----	----	-------	------	------	------	------	------	--------

For those who feel they can analyze and interpret multiple readouts, the Synthesis Superscreen is still in Validator 2. So is the Incremental Pace Graph and the E-L Graph along with the other secondary screens from the original Validator.

This new array of improved readouts shown before the V/DC screen, contain all that's needed for breaking Ties and incorporating any bias discovered from keeping E-L graph records. Late Pace and Hidden Energy are especially useful in Turf races.

Over the years clients have depended largely on readouts from this array. Now they've been improved to produce better results through Probability Convergence.

SR = Speed Rating.

Total = Total Energy.

EP = Early Pace.

LP = Late Pace.

CP = Composite Rating (a balance of Early Late)

He = Hidden Energy.

FX = Factor X, (the balance of First and Final Fraction).

In truth V/DC incorporates, again through Probability Convergence, all viable readouts. It's the only readout I use, even in Turf races. I break Ties by the mutuel payoff. However, most clients refuse to believe that the improved V/DC is the quintessential readout. Hence, for these skeptics, Validator 2 provides every vital readout from Synthesis. The program is friendly to both those who like to analyze and interpret *and* to those who just want to win.

A NOTE FROM ELLIS STARR AT TRACKMASTER:

You may want to put a helpful note in the Follow Up regarding keeping old race cards for too long. My recommendation is **NOT MORE THAN 6 MONTHS**.

Since many of your clients have been with us for a year or more, *there can be an issue when they go to use the exact same track and date of a previous year*. For example, if they played Calder 9/28/99 and now go to play Calder 9/28/00, they could get the horses from the 1999 racecard.

...please remind clients to delete old data from their Sartin Methodology programs every so often to avoid these problems.

Thanks,
Ellis Starr

The ultimate answer to

CONTENDER, PACELINE AND WAGERING DECISIONS

- Contains ALL vital screens from SYNTHESIS
- Features the **F-6** function that *automatically picks*
the ***MOST PREDICTIVE PACE LINE***

directly from TrackMaster's Past Performance download screen

~ NO NEED TO GO INTO THE PROGRAM'S READOUTS THEMSELVES ~

- Easy to read PRIMARY FACTORS screen from which to HIDE
 - A NEW Validator screen features the
FIVE MOST VIABLE COROLLARIES

plus

- A NEW, Improved v/dc readout reflecting the dynamic new
Probability Convergence algorithm

V/DC no longer confined to 5 contenders...

and now you can HIDE directly from the Validator screen

VALIDATOR 2

Validator 2 is for use with TrackMaster downloading only.

Prices are as follows:

Never had Validator or purchased Synthesis prior to August of 1999: \$650

Purchased Synthesis after 8/99: \$400

If you purchased Validator for full price of \$550 - Val 2 is \$100
purchased Validator for \$450 - Val 2 is \$200
purchased Validator for \$350 - Val 2 is \$300
purchased Validator for \$250 - Val 2 is \$400

California clients add 7.75% sales tax

For information about the program, call tech support 909-845-1728 (weekdays 11:30 to 3:00 PM Pacific time)
For further information on pricing, call the office: 909-845-5907

MEET THE PRESS

Where Have All the Windmills Gone??

The following American Turf Monthly editorial, written by Ian Blair (who is no longer editor) reveals why a present day Don Quixote has so few windmills to charge: they're out of production. It's like 1776 without King George or any British soldiers; The French Revolution with no Royalists, Russia, in 1914, without the Czarist elite. The only reigning monarch left is Tom Ainslie, and he's a benevolent one. The body of his work and subsequent dissertations is timeless.

EDITOR'S NOTE

At least three to four times a week, the following scene is repeated here at the offices of Star Sports Corporation:

A customer calls our toll-free line to order a handicapping book. There's just one problem — the book they want is out of print. They ask about another title — sorry, also out of print. One last inquiry...nope, that one's out of print as well. The scene ends with the caller grumbling and hanging up, despite our best efforts to steer them to another title.

An alarming number of the best books ever written on the subject of Thoroughbred handicapping are no longer available to the public: *Winning Thoroughbred Strategies*, *The Handicapper's Condition Book*, *Class of the Field*, *Winner's File*, *Commonsense Handicapping*, *Ainslie's Complete Guide to Thoroughbred Racing* — forget about ordering a new copy of any of these important, useful and enlightening books.

The unavailability of *Ainslie's Complete Guide to Thoroughbred Racing* is particularly galling. It is the *Hoyle* of our game and is required reading for any player who is just starting to get interested in handicapping. Yet this seminal text cannot be had for love or money, unless you're lucky enough to snag one at a used book store or your local librarian has an enlightened attitude toward turf speculation.

To solve this crisis, we offer the following idea to any enterprising reader — or handicapping author — with an entrepreneurial bent. Following the lead set by toExcel, a pioneer in the field of digital print-on-demand services, we propose that the titles we just listed (as well as many other out-of-print handicapping classics) be digitally scanned and then made available on a print-on-demand basis. This removes the need to stockpile a huge inventory of physical copies and would keep these seminal texts in circulation. Sure, the print-on-demand version might come in a soft cover, spiral-bound format, but at least they'd still be available.

Anyone with a fairly powerful PC, a willingness to negotiate reprint rights, and a good quality scanner with an optical character recognition (OCR) program might be able to carve out a nice little niche for themselves with this plan.

Just remember the guy at ATM when the checks start rolling in.



JCB

Blair *does* mention negotiating reprint rights in proposing this potentially giant rip-off, so he was legally safe. Having been a victim of a rip-off where **no** rights of any kind were negotiated, I can state that today's reality does not reflect any degree of honesty in the area of "Rights," especially author rights. Legally, when a publisher lets a book go out of print, the author has first rights to the original galleys at cost.

Blair's assertion that these and other books were "important," "useful" and "enlightening," was somewhat hypocritical since he admitted in one editorial that he still used old pencil/paper techniques, took 45 minute to handicap a single race and that he was not a winner! His rationale: It's not winning or losing that's important, it's the joy of the challenge. Maybe he didn't read any of the books.

While none of the books mentioned, except Ainslie's, were ever of much value for those wanting to win, they all posed concepts worthy of a heated debate. They also gave us a dominating theme to rebel against.

Also included in works no longer in print is Tom Brohamer's original version of *Modern Pace Handicapping*, which was the best book extant **in its time**. For the most part, that time is past because within a couple of years after first publication, racing had changed dramatically and the concepts and procedures outlined in the book began producing only favorites and near favorites.

Our own book, *Pace Makes The Race*, was purposely removed from the market by me because it outlined a method far too simplistic to be of current value to all but the simplistic. It is my firm opinion that when a couple of my original coauthors hawked the title, they edited out anything that was of the slightest value in the original.

Today most handicapping books in print are subsidized and published by the Daily Racing Form. Author royalties are divided between payment of a little money and a lot of free advertising. On that issue here is a quote from a Horseplayer Magazine interview with Daily Racing Form editor and nominal owner Steve Crist.

In the next year, we're going to

diversify in print, get a lot more into

book publication. I think the *Daily*

Racing Form could become the major

publisher of handicapping books.

The only trouble I see in this is that all authors will be friends of Crist, members of the 'ol boy establishment who subscribe to and serve to perpetuate all the mainstreams myths. It will be another Expo 2000, but in print.

I keep hearing suggestions that I write a book. Very flattering but such a book would have little merit unless it gave away our secrets in a way mass readership could comprehend. It would have to be self-published, very expensive. Crist would never touch it. To him I'm anathema, a dangerous rebel. Just ask Tom Ainslie who used to write articles for Crist's Daily Racing Form.

Also, the Follow Up has been published six times annually since 1987. Of its minimum 72 pages I write at least 60. Six time 60 is 360 pages a year, more than the length of an average book. By that reckoning, I've written *twelve and a half* full length books for an elite minority readership of clients, many of whom have actually understood and profited financially from what they have read.

The problem with almost all books on handicapping is that their message starts becoming obsolete shortly after publication. This is especially true of works that focus on how the author "DOES IT."

Much of what Ainslie and Taulbot wrote still has value, even TODAY, because they dwelt on basic principles. Ainslie on the whole subject, Taulbot on Class as defined by Pace. Brohamer did much the same but, like Taulbot, he promoted concepts that still WIN but today produce lower paying winners than when the books were first written.

These, and many other handicapping books are out of print because they lacked enough mass appeal to make publishers reproduce them. With the exception of Ainslie, who was the first to cover the subject in a literate and encyclopedic manner and Andy Beyer, whose humor and charismatic style inspire continued sales, other books had limited appeal because their content was limited to "How To" procedures that pointed to the horse that *should* win (but seldom does) at a profit.

Now only self-published works can survive. A good example is the newly re-released *Please Hold All Tickets*, by Mark Cramer. It's not a "How To" book. It is written in novelistic style but contains valuable insights into horsePLAYER mentality and ways to overcome it. It is kind of a contemporary odyssey that defies obsolescence. What frightens the social-consciousness part of me is, with the discontinuation of so much reading material on our subject, we will soon have a handicapping public even more semiliterate than it is now (which is appalling). The information flow will be reduced to the "picks" of touts and what is read in magazines; seen on the internet, and material that is heavily advertised by entrepreneurs who have cooked up a distorted mishmash kind of smorgasbord of things that were made popular by many of those authors who are no longer in print.

One cannot blame American Turf Monthly or Horseplayer Magazine. They would go out of business if they published too much winning material. So they must be eclectic and rely on the statistics and information as presented by their writers. They do not have the resources to check that material, so much of which is erroneous.

While the reigns of King George, French Royalty and Russian Czarists were oppressive, they *did* stir the people to revolution and social change. In Russia this merely produced a new kind of ruthlessness. In France it was good for a while. Then after Napoleon, a uniquely French form of democracy was restored. In the United States, even with some major inequities, the basic ideals of the Revolution have survived.

In handicapping the procedure has been reversed and, much like the current consequence of the Russian Revolution, the criminal element and the mediocre dominate. Those of us who revolt have become the elite to which YOU belong.

As I stated before, this offends my social consciousness. However the lesser part of me that loves WAGERCAPING for profit is delighted.

This being so, I'll up my annual gifts to charity.

Wire to Wire ~ yet Late Plus Specter of The Sopranos

From a client:

"I was surprised to suddenly find a number of Turf Winners going wire-to-wire at My Track. Here are my Readouts."

He sent me several examples of Turf Winners going wire-to-wire. Only three paid enough to warrant a bet. While they went wire-to-wire they exerted their Energy Late.

I began discussing this phenomenon back in the 1980's. The examples from his letter offered more evidence against relying on our visual Perception to determine Early-Late.

In his first example, the WTW winner Ranks 3rd Early and #1 Late.

In the 2nd example, the WTW winner was #2 Early and #1 Late.

In the final example the WTW winner exhibited little evidence of running Late based its EPR-LPR Readouts but is Late on the E-L graph. The EPR-LPR Rankings are a comparison of horses based on the paceline chosen by the individual. The Early-Late graph is a far better barometer because it measures the Early-Late Energy Expenditure of each horse itself. The V/DC readout on Validator sorts through this muddle, an apparent contradiction, and ranks horses on the totality of their performance, including Rate of Deceleration.

The EPR-LPR graph formula is a Sartin Methodology development and is unknown to the public who wouldn't change their visual perception of Early-Late even if we gave it to them with a \$20 bill as a bonus.

Most important, all these horses ranked 1st 2nd or 3rd on the V/DC Readout in Validator. Two winners, one paying \$14.40, ranked #1. Horses paying from \$7 to \$9 ranked 1 or 2 on V/DC, and were automatic bets. The \$14.40 winner would be a bet even if it Ranked 3. Getting it #1 is a tribute to the letter writer's long Methodology experience and personal skill.

His readouts are good examples of what I explained more fully in my article (last issue) "Probability Convergence." The V/DC Readout is derived from far more complex and predictive readouts than any one corollary or combination of corollaries. While the horse ranks 2-3 EPR LPR it's #1 CPR. CPR is not the average of EPR and LPR. This fact may dismay some of those who think CPR is the same as the old much importuned TPR, that did average the two.

If the client was truly concerned about the difference between wire-to wire to-wire Turf Winners and Late Energy Expenditure, he didn't mention it. He seemed more concerned about at least one horse in many exotics being "fixed" by the mob. You cannot fix winners or in-the-money horses. You have to fix the losers to run more slowly or get stiffed into trouble. When this happens the signs are obvious.

I know very little about allegedly "fixed" races but I always try to bet the "fixed" races. Fixed by V/DC, that is. Here's my response to his claim that at Monmouth the Exotics are "fixed."

Dear _____,

Your interesting e-mail followed on the heels of a readout and winning ticket (photocopied) from Monmouth. The Superfecta paid \$1100 for \$12. The ticket holder is a very nice and sometimes naive client. Perhaps the answer is "Think like a Mobster." But don't give up on Monmouth until you have enough evidence to take to RICO.

In your honor, perhaps we should try getting the "mob" to endorse our next program. We have some N.Y., N.J. clients with mob connections. They prefer and WIN more with the V/DC R in the Validator more than they do from their back room conspiracy tips.

Of course, I say this with a fat tongue in my skinny cheek.

Thank you for the excellent examples of Turf Horses winning wire-to-wire but showing Late on the E-L graph. I've addressed the subject frequently in the Follow Up. Swale, Spend A Buck and Winning Colors all won the Kentucky Derby going wire to wire but ranked 1-1-2, respectively on Hidden Energy and/or Late Pace.

Except at 5 and 5.5 fur. Turf horses almost always expend their Energy Late, regardless of position calls. Trying to determine E-L Energy Expenditure by Visual Perception using position calls and/or Beaten Lengths is an exercise in futility.

The public does it that way and it's THEIR money we're winning.

Best,

Sartin

A Note from the Staff...

WARNING! We have had several clients who have purchased Microsoft's ME operating system. It has created nothing but problems in trying to run our software.

It's finally official! The **bulk mail** option for your Follow Up subscription is no longer available. That's why those who have not yet upgraded to the first class rate are receiving this issue so quickly. All clients still at the bulk mail rate (except those whose subscription expires with this issue) have received a notice. For the majority of you that have responded, a big THANK YOU!

The **Giving Season** is almost upon us! We ask that those of you who donate to charitable organizations at the end of the year, please add **CERF** ((California Equine Retirement Foundation) to your list. They take care of the retired race horses so that they can live out there days frolicking in a safe pasture rather than the glue factory.

CERF
PO BOX 295
TEMECULA, CA 92593

Ends ^{and} Odds

Look Before Leaping-----

A lot of clients using the TrackMaster download don't look at all the horses in the race before they start picking pace lines. Bad form.

Go down the list and determine the range of Speed Ratings for every horse. If, for example, the high range is between 78 and 85, avoid putting in lines for horses with SR's under 78.

Before accepting a Projected or Xtracted line, look at running lines. If you're projecting a sprinter make sure it did well - very well -in its sprint. When extracting, make sure the horse ran an up close and fast 3/4 mile time.

When horses qualify by the first example, the only time you need to look at the running scenario from pacelines is when Projecting or Xtracting. Too many clients have been burned by an old concept using visual interpretation of the Matchup. Focus on SR'S and Hiding all but the top 5 or 6 from the **PRIMARY** Line Scores.

I Repeat and Repeat-----

Some Validator users keep thinking in terms of "best corollaries" to make wagering decisions. This defeats the power of V/DC. Determine from which Rank or Tier numbers on V/DC produce the most overlays. Hide from the Primary readouts relative to Total Energy. When you get it down to the Top 5, bet the odds not the corollaries. One person wrote that he realized I'd stated this in the Follow Up at least 100 times. Then he asked us to explain it one more time. Anyone not getting it after 100 times should not be spending his family's income betting on races. They should buy groceries and make \$2 fun bets.

Lloyd Morgan's Canon & The Law of Parsimony-----

Something taught in every medical school – the point of the Canon and the law of Parsimony can be summarized with, "Don't use Penicillin if aspirin will do." Re-wording this for clients, it means, "Don't try interpretive handicapping when the Validator's V/DC will do. If every client who has trouble interpreting Synthesis readouts would follow directions and practice this Canon and the laws of Parsimony, they would win and profit consistently.

Fairplex-----

Those wagering races at Fairplex last September noticed a bevy of wire-to-wire winners, similar to the pattern at Del Mar. Yet, like Del Mar records, few of these winners, except those from fair tracks, had a past performance line indicating they would win wire-to-wire.

This gives added meaning to using your E-L graph and keeping records of what it shows by track distance, surface and, ideally not necessarily, levels of Total Energy.

Of Mice & Men—————

Back in the days when EST was popular, they told this story. Tony Robbins also uses it in his seminars.

A bunch of mice are lined up before some long tubes. They start running down a self-chosen tube seeking a slice of cheese at the end. Even when they find no cheese, they keep running down the same tube. They have a rodent version of the Repetition Compulsion.

One mouse finally decides on a different tube and returns with cheese dripping from its whiskers. The other mice continue going down the cheeseless tubes to no avail. These mice are like horseplayers who persist in practicing procedures that don't win and profit. They live by an "Over and Over" Script they refuse to surrender.

To that minority of clients who persist in being non-winners, I say: Give up your Repetition Compulsion, follow the directions published so often in the Follow Up and take the tube with the cheese.

The Resurrection of Bill Ziemba—————

Bill Ziemba, who was a short-time celebrity in the early 1980's, popped up again in an interview in a recent issue of *HorsePlayer Magazine*. Dr. Z, as he is known, promoted a way to make money on Place and Show bets. His idea was that, for instance if a horse had a Value Line of \$2.40 to Show but would actually pay \$3, it was an overlay.

I saw one of our most famous Value betting experts lose \$400 in 3 straight races using the Dr. Z method. He never tried it again.

Ziemba went on to fame for developing the math behind both the Canadian and Australian Lottery. Of real interest to us, especially those who won't understand that horse racing is a stochastic event and criticize me for use of the word, here is Ziemba's title at the University of British Columbia:

"Professor of Financial Modeling and Stochastic Optimization."

I'm often accused of using arcane terms and I sure wish I'd thought of *that* one. Actually it is what I've always attempted to teach clients to accept and practice. At the University of British Columbia they even give a graduate degree in this course.

Try using that term on your horseplayer chums, see how they react.

Some quotes for you:

"A cynic is a man who knows the price of everything and the value of nothing."

Oscar Wilde

*"The price one pays for pursuing any profession, or calling,
is an intimate knowledge of its ugly side."*

James Baldwin

Pace Matchup-----

We still have clients who make betting decisions based on their own perception of the Matchup. Yet they never send me a printout of their Incremental Matchup graph. This graph shows a horse's position relative to the horses entered, in its fractions and total potential. Averaging 2nd Call and 3rd Fraction times of winners is a good gauge of what times are essential to win, by Class/Total Energy Levels. Going to our Track Profile article, here are some 3rd Fraction averages of those wire-to-wire winners.

In Seconds and Tenths

6 Furlongs = 26.00 50.77 fps. Very Slow

7 Furlongs = 38.42 51.53 fps Below So. Calif. average

8 Furlongs = 26.90 49.07 fps Very Slow

8.5 Furlongs = 33.26 49.61 f.p.s. Very Slow

In Sprints and miles 2nd Call times were about average.

At 8.5 Furlongs 2nd call times averaged slow for So. Calif. tracks. Even with slow 2nd call times, 3rd fraction times averaged much slower. On average 1st Call times were leisurely. Only in Turf Races were all times comparable to those expected at So. Calif. Tracks. Now an average 3rd fraction time at 6 furlongs for Low Odds horses the public Expected to go Wire To Wire. 26.6. 49.62 f.p.s. Very Slow.

All this lends credence to the rumor that an expert all of us respect told me was floating around Del Mar's select inner circle: Major name Trainers were content to collect daily fees instead of really prepping their horse to win. I'm not much for rumors but these 3rd Fraction times for WTW winners show a curious pattern.

On the other hand, high paying winners that did **not** go Wire-to-Wire ran Normal to Fast 3rd Fractions. In short, once again we see the fallacy of past Trainer stats and the Validity of Recording 2nd Call and 3rd Fraction Win Times by Distance and, especially by average Win Mutuel. The average Win Mutuel is more important than Running Style.

FOLLOWING ONLY SELECT DIRECTIONS-----

Received a call from a client who claims he lost \$4,000 because his "program" didn't pick enough winners. I replied that, based on results of others wagering the same tracks, he wasn't following directions. He vociferously protested that assertion.

The first direction he wasn't following is "Don't start betting large sums until you're familiar with the program and have a sizable record of your own results."

He went on to tell me that you have to handicap **form**, meaning he was reverting to "Visual Perception. Then he said that races of 7 and 7.5 furlongs were "Comparable" to Mile Races because at his track those distances required a horse to go around two turns. The fact is the 2nd call at 7 and 7.5 furlongs is the half mile time. At a Mile it is the 3/4 mile time. Treating them the same is disastrous. Seems he doesn't use the Normalized, Equalized and Adjusted lines from his TrackMaster download because he's - "an experienced handicapper" who "knows" how to make proper adjustments. Failing to use the proper TrackMaster lines is no better than just using the Daily Racing Form.

Farewell \$4,000. He followed **one** direction only. He took the best of the last three lines but doesn't grasp the meaning of "comparable" or when circumstances dictate going back 4 lines. Perhaps his folly will help someone else.

The Logic of Failure

The Logic of FAILURE

*Why Things Go Wrong and
What We Can Do to
Make Them Right*

Dietrich Dörner

“The unprecedented computer-simulated research in this book reveals that our failures are often the product of improper thought processes, not our lack of good intentions.

The key, according to Dörner, is to think in terms of systems, not components; wholes, not parts. A fascinating read!”

—Stephen R. Covey,

author of *The Seven Habits of Highly Effective People*

“Dietrich Dörner offers a fresh and mindful view of problems important to anyone who has ever had to run an enterprise or even just plan the next day.”

—Ellen Langer, author of *Mindfulness*

“An especially important book that deals with the nature and origins of mistakes in a way that has no precedent.”

—James Reason, author of *Human Error*

“Original research may be characterized by many different qualities: original lines of inquiry, original methodology, original concepts; in the best of cases, by all of these together. In *The Logic of Failure* we have just such a best case.”

—Frankfurter Allgemeine Zeitung

One of history's greatest errors is embodied in the concept that “logic” equates with success. That “common sense” is sensible. In truth, what we call **logic** and **common sense** are just synonyms for **conventional** (popular) **wisdom**. In his day, Hitler represented conventional, popular wisdom. This is one of the facts Dr. Dietrich Dörner points out so brilliantly in his book (originally published in Germany). I wrote an article on this book many Follow Up issues ago. Often, when anything has no apparent direct application to picking winners, many clients fail to read it. They reason that what they think is *logic* has nothing to do with failure. For that same reason this book never became a best-seller.

Western society has been the victim of what it calls “logic” since before the dawn of the Roman Empire. Logic brought us a flat earth, supposedly the center of the Universe(s), The Crusades, Inquisition, persecution of Galileo, the suppression and murder of Jews, African-Americans, Native Americans and others, including the persecution of intellectual revolutionaries at the hands of those subscribing to logic and conventional wisdom.

Slavery was considered eminently logical until the British outlawed it in the sixteen hundreds. The American Revolution and its subsequent documents for freedom, (written mostly by slave-owners) was never considered even remotely logical until long after it worked, (to the degree that it works). We didn't outlaw slavery until the 19th Century. I guess we were too busy exercising "Manifest Destiny" by slaughtering Native Americans and stealing their lands.

I won't make any more historical, political or social comments on the "logic of failure." I'll confine my words to how it affects those endeavoring to become successful in the **art and science of winning and profiting from horse racing.**

We find the words "logic" and "common sense" over and over in the many hundreds of books and articles written about winning at the races. One of the most fallible is that famous bit of distorted handicapping logic that says: If A can beat B and B can defeat C then A will always win against C. Ask any client who has ever applied the Tandem concept. He/she will tell you how many times, when the concept is properly utilized, C beats both B and A at a good price.

It is also quite logical to confine bets to the top 5 Morning Line Contenders. One of them wins 85% of the time. I could support that logic when we didn't have programs that pointed to a majority of wins from that odd 15% Now we do!

Dr. Russell Roblin just had an article in American Turf Monthly where he credits me with this piece of outdated logic. Apparently he thinks I'm not subject to changing or advancing over things I said in 1990.

The same holds true of the 20% of winners paying over 6-1 (\$14). Conventional logic says, "Don't Bet Them." Conventional logic is written by "experts" who don't have a procedure that gets as many of these over 6-1 winners as we can. Just look at how often they appear in so many of the readouts you see in this and past issues of the Follow Up. We should pay no attention to statistics based on public performance. All our statistics represent collective reports from clients.

It is "logical" judging from the number of books and articles written on the subject, to focus on trainer/jockey records in order to win. We have the "best" Win/Profit record of any other handicapping/Wagercapping group in North America, yet we have insisted from day one that trainer/jockey statistics have No place in our Method.

It is supremely logical and in keeping with conventional wisdom that we must do a check list on certain things in a horse's record before we consider betting it: Recency, Win Percentage, Over-Dependence on Last Line Performance, the ability to take the lead or be up close at Second Call and, among other factors of course, a "Hot" Trainer Jockey Combination known for winning today's kind of race.

Any horse with these and other logical qualifications becomes an obvious public choice. If we accepted such logic the Follow Up would be filled with \$4 to \$6 winners and we would have to vacate that title bestowed on us by a number of sources – The title of **Best Win/Profit Record.**

I could go on and on citing specific, expert-recommended logic. The kind of logic on each page of Dr. Dorner's book. They fulfill his definition of the "Logic of Failure." Horse race handicapping and, especially Wagercapping, is **NOT** logical. **It is anti-logical.**

Or—as winner Buddy Eldorado says - "I read books by all the experts, then I do just the opposite. That's how I win."

I get letters, e-mail and read chat room comments saying that everything I recommend defies logic. They're absolutely right. If you're hooked on conventional logic, give it up for a couple of weeks. Develop your own **personal logic** based on what you visualize in **your own records** - Your Win records but, more importantly, *your Loss records*. Try it, you may like it.

