


The FOLLOW UP

with Howard G. Sartin, Ph.D.

EVOLUTION

ISSUE # 82



INDICAPPING REVOL

The New Science...

PROBABILITY CONVERGENCE

Publisher's Desk	1
Ends & Odds	3
Winning It All	22
Feature Article: PROBABILITY CONVERGENCE	27
Vox Populi	39
Using the Validator Demo	44
The Hidden Profits Some Clients Are Missing	46
Psychology of Winning	50
Proper Use Of Statistics	55
Paradigm Shift by 'Capper	66
Dear Doc...	68
The Fallacy of Result Chart Profile Figures	70
At Deadline: It also Happens at Belmont...	71

The FOLLOW UP is published six (6) times a year by O. Henry House, Inc. in conjunction with the Inland Empire Institute. Subscription price is \$75 per year third class mail and \$90 per year first class & Canadian mail, other foreign subscribers: \$100/year. Back issues are available for \$12.50 each. California residents add 7.75% sales tax. If you have any problem with your subscription or have a change of address, please contact O. Henry House at the address below. All information in this publication is for informational purposes only.

The FOLLOW UP

O. HENRY HOUSE, INC.

**1390 E. 6TH STREET, STE 5
BEAUMONT, CA 92223**

909-845-5907

between 1 and 3 PM Pacific time

E-MAIL

sartin@jps.net

Please send all correspondence to this address. This includes submission of material for publication consideration, letters, opinions, comments - whatever.

Thank you - O. HENRY HOUSE, INC.

Tech Support:

909-845-1728 11:30 - 3:00 PM Pacific

shane@discover.net

STATEMENT OF POLICY

The Sartin Methodology is based in Psychotherapy and its goals are NOT directed toward fostering the illusions or delusions of gamblers seeking magic solutions for picking winners. We are primarily a healing arts organization dedicated to providing an alternative solution to mainstream psychiatry's prescription of total abstinence for non-winning handicappers. Our slogan is - and always has been -


"THE CURE FOR LOSING IS WINNING"



O. HENRY HOUSE, INC.
PIRGO
THE SARTIN
METHODOLOGY
1390 E 6th St #5
Beaumont, CA 92223

© 2000 O. HENRY HOUSE, INC.

All right reserved. No part of this work may be reproduced or transmitted in any form or by any means, electronic or mechanical, including photocopying and recording, or by any information storage or retrieval system, except as may be expressly permitted by the 1976 Copyright Act or in writing from the publisher. Past Performance and Results charts copyrighted by Daily Racing Form, Inc.



I just went over a few month's worth of back e-mails. In addition, Aline and I did a recall of the handicapping questions asked of her on the telephone. Not technical questions but ones about procedures to follow when using one of our advanced computer programs.

Without exception, all of these questions had been answered at least twice in the past seven Follow Up's. We don't count questions from newcomers who didn't receive the Follow Up issues where the answers appeared.

We also get a minuscule number of calls or e-mail in which the client loves to visually analyze pace lines and question those chosen by clients who won the races published in the Follow Up. They ignore the fact that the line they would have picked did not win the race. To them it was more logical and in keeping with their handicapping "knowledge."

That alleged "knowledge" consistently picks a horse that should win. "Shoulda" does not bring profit to anything but the individual ego. "Shoulda" is simply denial of reality. They only pay off if the horse does win. That's why this method is dedicated to isolating horses that win at profitable mutuels and not to teaching handicapping, per se.

One client asked us how Aline and I would analyze the pace lines of certain races. I've often stated in the Follow Up that we do not analyze pace lines; that visual analysis comes from the faultiest of our senses.

We do not analyze lines. We analyze readouts and the win odds, or when profitable, the Exotic odds those readouts offer. Like most clients our #3 V/DC horse brings us the most profit.

If you really want to win instead of indulging yourself in faulty analysis, here's a little exercise for you.

Divide a piece of paper into two columns.

SHOULD WIN Tier or Rank

Name: _____

DID WIN Tier or Rank

Name: _____

Do no less than 20 races being completely honest with yourself. I've offered several forms for making proper wagering decisions but none were designed to cater to an analysis based on your own ego perceptions.

This one does.

Just after Follow Up 81 arrived, a client called Aline and asked if she had any "inside scoop" on breaking readout ties. Aline said she did not. The article in Follow Up 81 was what she follows. She also does not analyze pace lines as such. As for breaking ties by distance, a question asked by one caller; not if all entrants in a Sprint race have a Sprint paceline, or in a Route a Route paceline. However, if there is a tie between a horse taken from a Route line and one from a Projected Line, prefer the Router. The same holds true in reverse for Extractions.

This guideline is based on all other factors being equal.

Over-analysis is one of the chief causes for not winning. I have good reason to believe that many clients who do over-analyze and won't follow directions and only skim their Follow Up, are either too wealthy to need the money and don't really care about winning, do not bet at all, or are making minimal wagers.

If you don't bet or if you wager too little to make any profit, no one can blame you for your stubborn resistance and ego centered over-analysis.

I used to ponder the question of why highly intelligent people, extremely successful in their chosen occupation, act like babbling idiots when they get to a track or off-site wagering center. I've known my fair share of such individuals. They waver between betting to win only one day then focus on Exotics the next. I meet them, on Saturday and they vow to pay special attention to their #3 V/DC horse. Then on Sunday, they revert to Top Two-Its because on Saturday they got burned by three low paying favorites ranked in their Top Two.

If they applied this kind of eccentric lack of discipline in the successful pursuit of their occupation or profession they would fall into professional disrepute.

Profitably wagering on a stochastic event (one governed by variables), is possible only when the person doing the wagering is not one of the variables. Make yourself one of the variables and you zig when you should zag and vice versa. In short, stable, consistent behavior is tantamount to winning at a profit.

With all those winning 20 race cycles coming in daily, it is very difficult for us to understand why anyone who's been with us for 6 months or longer, is not winning at a profit. I suppose this can be explained by the material in the Psychology of Winning.

To paraphrase what Capper so often writes, "Make a Plan, Work the Plan, Make a Profit." In other words be consistent because horse racing is not. Handicapping strategy is no longer the name of the game. Wagering strategy, based on appropriate readouts, is! And as always, failing to properly read and understand directions so often repeated in the Follow Up, remains the chief cause of failure.

Ends ^{and} Odds

PREACHING TO THE CHOIR & TO THOSE WHO WON'T GO TO CHOIR PRACTICE

Doc, I can't thank you enough. Not just for the programs you have given us but for the incredible commitment to "preaching" through the Follow Up over all of these years. That is where the real meat is contained. I think I am finally 'getting it' as they say. With retirement and a move to Arizona looming I am more excited than ever about working with the Methodology. My best to all.

J.T., Illinois

We have a few newcomers and recent users of the Pace Launcher series, Synthesis and Validator who are getting their longer priced horses in Tiers 5 or even 6 of BL/BL. This does **not** reflect a problem with the programs. It is their choice of contenders and pacelines. I say this only after looking at a number of reports. Happily, most of these newer users are betting these choices, perhaps because they are new to the programs. Their fault lies in entering *too many* contenders, many of which are not viable. This could be okay if they would only HIDE horses with no visible means of support for winning.

Getting in-the-money horses is another matter. These can often be isolated BEFORE HIDES. Thus, everyone should print a BEFORE and AFTER HIDES readout. This is a problem that almost always gets corrected through continued use. I've corrected many such problems via telephone conversations. So have Shane and Aline.

I see many horses left in the mix with Total Energy in excess of 6 that even after initial HIDES are not hidden for win. The same is true for horses ranking over 6 on the PRIMARY Line Score rankings.

The most prevalent problem comes from clients who fail to fully read the text material in The Follow Up. They glance at a few readouts and call it a day. The client who wrote that my "preaching" in the Follow Up is what helped him become a consistent winner, is right on the mark. His feelings are shared by all clients who are consistently winning. I can't tell you the number of times Aline or I have had phone calls from clients having difficulties. We say - did you read article so and so on in issue such and such? Their answer invariably is "Gee, I must have missed that somehow."

This goes back to the early days of the Methodology when clients would ignore instructions and enter a horse "just to see how it might do," then forgetting to get rid of it when it failed to appear as a viable contender. That was before we had the HIDE feature.

It was also before we "preached" against traditional handicapping techniques. I'll keep saying it. Even some of our most revered former teaching members will not accept the fact that so-called "handicapping" produces the horse that **should** win, but seldom the horse that wins at an OVERLAY price. I can't meet my own financial needs with underlays, but it would seem that many experts can live on \$6 horses alone.

A couple of newcomers focus on BALANCE alone since usually it's quite a powerful tool. This is not wise. BALANCE is just one of several useful tools and, like all other readouts, is dependent on the contenders and pacelines used. Again, I say. If you lose a race, go back; enter one or more pacelines from the last 3 "comparable." Enter the line liked *best* by the program, first checking to see if that "best" line is "comparable.." More on that later. HIDE the others. When comparing pacelines, remember visual perception is the most faulty of all our senses.

OVERLAYS IN SHORT FIELDS

In the past few issues we published a bevy of races with double digit winners in fields of 7 or Less. They were not isolated, they all occurred within 3 racing days. In that and subsequent articles, I said you might wish to pass the race if a horse did not rank at least tied for 4th BEFORE HIDES. That statement was (is) based on eliminating at least one horse before entering. Invariably in fields of less than 7 there is at least One horse that can be eliminated for reasons other than low odds. If you must enter *all* horses, then accept a high odds contender with a V/DC rank of 4. Here now from just a few days of racing we scored double digit overlays in fields of seven or less. Not a bad record for longshots in short fields. I'll be the first to grant that there are a lot of \$3.60 and 5.80 winners in short fields. Some of these can be easily passed; others we miss. If one cannot pass races where the top horse is going to pay less than \$5.80, just bet 70% on the favorite and 30% on the longshot. Just have Something on these overlays that are standouts After Hides. In the following examples All horses are initially included in the first screen. This is so you won't miss the rankings of underlays for Exotic wagers. For those who can't stand a few misses, it leaves our low odds favorite open for a wager if the 2 win bets are properly proportioned.

HIGH RANKED LAYOFF HORSES

Along with an example race from Bob Kruis, I include a paragraph from an article by stock market analyst, Mark E. Ripple, from a long article in American Turf Monthly. He compares getting value in stocks with value and profit from horse race betting. His term, EPH means Efficient Pool Hypothesis.

In Follow Up 81 I did an article on Layoff horses in which several examples were shown. Bob says he did this race before he read the article. You'd think he'd be decent enough to wait. However, he's off to catch fish. He gives us our yearly supply so I won't complain about him scooping the Follow Up.

The \$10.40 winner of this race had been off 557 days. Because he ranked #1 on The Validator's V/DC, Bob bet him along with a horse that's still running. Most long layoff winners worthy of betting rank 1 or 2 on V/DC After obvious Hides. He also entered a line for the other long layoff horse: **HENRY**, who placed at \$11.60. However, **HENRY** did Not Rank in his Top 5 TE or Primary Rankings. So it was eliminated.

A third exception to the EPH lies with horses that show traditionally unfavorable data in their past performance lines. Take, for example, horses coming back after a layoff of more than thirty days. Many systems call for them to be eliminated without exception. However, there is a lot of evidence that shows that when handicapped correctly, these horses can show a very high return on investment.

Winner

HOL0621- 7 6.0D \$48,000
BOTTOM LINE DEUTING LINE

HIDE#	PNCNAME LQNT	SR	BAL	LS	TIE	ODDS	TRKDIST	M/L	DAYS	AGE
(6)	9*SWEET1	94	(4)	23.8		EVEN	HOL 6.0D	7/2	(557)	4 W
(4)	5*WARM 4	88	8	16.8		3-1	DMR 6.5D	3/1	(235)	4
(3)	4*VERY 2	87	8	16.5		3-1	SA 7.0D	6/1	61	5
(1)	1*SHARP1	87	8	12.5		9-2	HOL 6.5D	4/1	20	4
(5)	7*RADIX1	86	7	12.0 *		9-2	HOL 6.0D	15/1	19	3
(2)	3*B J'S2	83	7	12.0 *		9-2	HOL 6.0D	8/1	28	4

THE VALIDATOR

#	PNCNAME LQNT	SR	BAL	TOT-R	EP-R	LP-R	CP-R	HE-R	FX-R	V/DC-R
1	1*SHARP1	87	8	4	2	6	3	6	2	S 4
2	3*B J'S2	83	7	6	5	1	6	1	5	5
3	4*VERY 2	87	8	3	3	3	4	3	6	3 BET
4	5*WARM 4	88	8	2	2	5	2	5	3	2 ✓
5	7*RADIX1	86	7	5	4	4	5	4	4	5 BET
6	9*SWEET1	(94)	(4)	(1)	(1)	(2)	(1)	4	(1)	W 1 ✓

PN CNAME COMMENT

1 *SHARP 7587

2 *HENRY 3598

3 *B J'S 8158

4 *VERY 5707

5 *WARM 18645

7 *RADIX 9234

8 *DANGL 11280

9 *SWEET 7187--557 days since last race

Sweep Back 10.40 5.80 5.00
Henry Cecil 11.00 6.60
Sharp Razot 3.40

Did this race just before I read your article
on layoff horses in Follow Up 81

Bob K.

It should be noted that not only did **SWEET** win, it had the #1 Total Energy - 174.01. The nearest to him were **VERY** and **WARM**, tied at 171.6. A differential of 2.41. TE is Class, by our definition. 2.41 is a big differential. This was a fairly high "Class" race, \$48,000 at Hol Park. Not only was **SWEET** the Class of the race, its BL/BL line score was 6.2 points better than the nearest competitor, **WARM**.

Personally, I seldom look at these factors. I just go by V/DC. Yet, for those who get more thrill from analyzing races than they do from winning them, big TE and BL/BL Line Score differentials can be decisive. They can also be very disappointing when a horse 5th ranked on TE and 3rd on V/DC (after Hides) wins paying double digit mutuels.

MORE DOUBLE DIGIT WINNERS - SHORT FIELDS

Throughout this issue I've sprinkled a number of Overlays from Fields of 5, 6 and 7. In truth, any client can narrow virtually every field down to five, or at most six contenders. So in effect, all fields can be made into short fields If one is willing to follow our guidelines and capitalize on the many Follow Up example races sent by winning clients.

I could fill an issue of the Follow Up with short field winners and still have many left over. Most were sent by clients who got and capitalized on the message. A few were done by us.

Robbie Robinson

HOL0623- 2 5.5T \$51,000

PNCNAM The majority of 5 and 5.5 Fur. Races on Turf. Not R.
Run Early; a departure from most Turf Distances.

1	1	LADY 1	10.8	----->	171.8 6
2	2	WESTE4	20.3	----->	172.0 5
3	3	COLD 1 1	6.2	----->	174.6 1
4	4	TOP O1	7.8	----->	173.3 4
5	5	HIGH 1 1	11.1	----->	173.9 2
6	6	HER R1	10.5	----->	173.4 3
EX-L V-L M-L <E> M-E V-E EX-E					

6 Horse Field

THE VALIDATOR

PNCNAME LdNT	TOT-R	TPV-R	TDC-R	V/DC-R
2 WESTE4	5	5	5	5
3 COLD 1 1	1	1	1	1
4 TOP O1	4	3	3	3
5 HIGH 1 1	2	2	2	2
6 HER R1	3	4	4	4

show
PL
W# 5100
\$28.20

PN	FTS	M/LN	NAME	JOCKEY	R	W	W%	TRAINER	R	W	W%
1		5/1	LADY	DELAHOUSAY	48	3	6	ARTERBURN,	17	4	24
2		10/1	WESTE	BAZE, TYLER	107	10	9	OLIVARES, F	3	0	0
3		2/1	COLD	FLORES, DAV	69	15	22	LUKAS, D	70	16	23
4FH		8/5	TOP O	ESPINOZA, V	114	27	24	DRYSDALE, N	19	3	16
5		10/1	HIGH	GARCIA, MAT	54	3	6	DUNCAN, LEO	14	1	7
6		4/1	HER R	GOMEZ, GARR	70	14	20	CANANI, NIC	14	2	14

This one was just brought to me by Robbie Robinson who reads each issue of the Follow Up several times. Back in June he read about the wealth of winners in short fields and promptly came up with this \$28.40 winner. He also had the Place and Show horse In the top 3 V/DC. I guess he didn't make an Exacta or Trifecta wager. He could have. 40% of Robbie's Hol winners for the season were double-digit Overlays.

Here's a five horse field where the odds on favorite finished last. The winner is the highest odds horse in the race and would rank tied for second had GO been Hidden. This leaves no doubt about how to bet. The client has so much confidence in a 3 Tier Overlay that he just bet it without hiding the favorite. No Tri and the \$1 Exacta only paid \$42.30. Still boxing 3 that's 42-6 or 7-1.

5 Horse Field **HOL0708-3 8.0T \$50,000** **BEFORE HIDE**

HIDE#	PNCNAME	Ldt	SR	PR	BAL	LS	TIE	ODDS	TRKDIST	M/L	DAYS	AGE
(3)	3 GO	1	85	90	3	22.0		3-2	HOL 8.0T	2/1	30	6
(1)	1 CHEYE2	1	87	89	7	21.5		8-5	SA 8.0T	5/2	35	4
(5)	5 HALLO2	1	85	90	8	18.8		5-2	GG 8.0T	5/1	28	4
(2)	2 ALERT1	1	80	89	7	15.8		7-2	HOL 8.0T	3/1	35	6
(4)	4 OPINE1	1	84	90	5	13.8		4-1	HOL 8.0T	4/1	22	5

SYNTHESIS POWER RANKINGS AND FRACTALS																									
=====											=====														
				B L T		PRIM		SUPP		FRACT		PRIM SUPP													
				A S O								E L I C T H F F S I P d T T													
				L P I T		L S		R L S R		E I L N		P P P P T E W N X P X S P													
#	PNCNAME	Ldt	SR	L P I T		L S		R L S R		E I L N		ESP SCBL		R R R R M N P P											
1	1 CHEYE2	87	7	2	3	15	2	9	2	3	2	2	2	1	2	3	1	3	2	1	2				
2	2 ALERT1	80	7	1	5	24	4	21	5	5	4	5	4	3	5	1	2	4	5	3	5				
3	3 GO 1	85	3	4	1	14	1	8	1	1	1	1	1	1	1	1	1	1	1	1	1				
4	4 OPINE1	84	5	1	5	26	5	16	3	2	3	3	3	3	3	3	3	3	3	3	3				
5	5 HALLO2	85	8	3	4	21	3	18	4	4	4	5	5	5	5	5	5	5	5	5	5				
=====											=====														
											S/P		1 1 4 2 3 4 3 4 3 4 3 4 4 4 3												

SCBL Calculated by Program to Conform to Today's Pace
FRACTALS WEIGHTED: E=Early L=Late N=Normal

HOL0708-3 8.0T \$50,000

THE VALIDATOR (VAL2)

#	PNCNAME	Ldt	SR	BAL	TOT-R	EP-R	LP-R	CP-R	HE-R	FX-R	V/DC-T
1	1 CHEYE2	87	7	3	1	2	2	1	3	3	(1) (5)
2	2 ALERT1	80	7	5	4	3	5	2	5	4	
3	3 GO 1	85	3	1	3	1	3	1	1	1	
4	4 OPINE1	84	5	2	1	5	4	5	2	(2) (3) (P)	
5	5 HALLO2	85	8	4	(1)	4	(2)	4	4	(2) (3) (WHI ODDS)	

LATE/EARLY DIFFERENCE GRAPH (VALT)

#	PNCNAME	Ldt	LATE	EARLY	TOT R
1	1 CHEYE2	-12.5	(5)		164.9 3
2	2 ALERT1	-17.1			163.3 5
3	3 GO 1	-19.5			167.2 1
4	4 OPINE1	0.0	(P) EVEN		165.5 2
5	5 HALLO2	-1.2	W		164.5 4

EX-L V-L M-L (E) M-E V-E EX-E

4454 - THIRD RACE, 1 mile on turf. Purse \$56,000. 4 and older. Claiming prices: \$80,000-\$70,000.

Horse and Jockey	PP	W	1/2	Str.	Fin.	To\$1
Hallo Bert, Desormeaux	5	1 1/4	1 1/2	1 1/2	1	6.30
Opine, Espinoza	4	3 1/2	3 1/2	4 1/2	2 1/2	4.90
Cheyenne Gold (Ire), Flores	1	5	4 1/4	3 1/2	3 1/2	3.60
Alert To Go (Fr), Pincay	2	2 1/2	2 1/2	2 1/2	4 1/2	5.50
Go, Valdivia	3	4 1/2	5	5	5	0.90

5-Hallo Bert.....14.60 6.80 3.60
4-Opine.....6.80 4.20
1-Cheyenne Gold (Ire).....3.00

Time-0:24.64, 0:48.13, 1:11.25, 1:35.08. Clear & Firm.
Winner - dbb.g.4 Bertrando-Halo My Darin Tr-Specht
Own-Para Dice Acres

\$2 Double (3/5) Paid \$92.80
\$1 Exacta (5-4) Paid \$42.30
\$2 Outrolla (4-5) Paid \$30.80

A Route with 5 Horses. No question as to bet once Hides are made. The Winner pays \$50.00. The \$1 Exacta \$55.80. The Tri \$136.40.

5 HORSE field

PNCNAME	Ldt	SR	BAL	LS	TIE	ODDS	TRKDIST	M/L	DAYS	AGE	
4 BEFOR5		82	3	23.5		EVEN	SA 8.0D	5/2	14		4-HIDE ONLY FOR WIN
5 SNOW 2		77	5	20.5		9-5	HOL 6.0D	20/1	20		
2 MY CUI		79	5	20.0		9-5	GG 8.0D	5/1	21		
3 IT'S 2		73	7	16.5		3-1	SA 8.5D	4/1	42		5-HIDE ONLY FOR WIN

SYNTHESIS POWER RANKINGS AND FRACTALS																																		
				B L T			PRIM			SUPP			FRACT				PRIM												SUPP					
#	PNCNAME	Ldt	SR	A	S	O	L	S	R	L	S	R	E	L	N	BSP	SCBL	P	P	P	T	H	F	F	S	P	X	S	F	E	T	T	P	
1	2 MY CUI		79	5	3	3	18	3	14	3	4	3	3	PRR	2.0	2	3	2	2	3	3	3	3	2	3	3	3	3	3	3	3	3	3	
2	3 IT'S 2		73	7	4	4	24	4	20	4	3	4	4	EAR		1	4	4	3	4	4	4	4	4	4	4	4	4	4	4	4	4	4	
3	4 BEFOR5		82	3	1	1	11	6	6	1	1	1	2	S/P	3.0	3	2	1	1	1	1	2	1	2	1	1	1	1	1	1	1	1	1	
4	5 SNOW 2		77	5	2	2	17	10	2	2	2	1		SUS	5.0	4	1	3	4	2	2	1	3	1	2	2	2	2	2	2	2	2	2	

SCBL Calculated by Program to Conform to Today's Pace
FRACTALS WEIGHTED: 'E'Early 'L'Late N-Normal

#	PNCNAME	Ldt	LATE	EARLY	TOT R
1	2 MY CUI		6.0		160.5 3
2	3 IT'S 2		18.5		159.0 4
3	4 BEFOR5		-6.2	LONE LATES Wt P x-----	162.4 (1)
4	5 SNOW 2		-12.7	x-----	161.0 (2)

EX-L V-L M-L <E> M-E V-E EX-E
HOL0618- 1 8.5D \$16,000

THE VALIDATOR (VAL2)

PNCNAME	Ldt	SR	TOT-R	EP-R	LP-R	CP-R	HE-R	FX-R	V/DC-T
2 MY CUI		79	5 3	2	3	2	3	3	3
3 IT'S 2		73	5 4	1	4	4	4	4	4 S
4 BEFOR5		82	P 1	3	2	1	1	2	1 P
5 SNOW 2		77	W 2	4	1	3	2	1	2 W

Sunday, June 18, 2000—39th day of 65-day thoroughbred meeting.

All finishes confirmed by Eclipse Photography, Inc.

4330—FIRST RACE. 1 1/16 miles, four-year-olds & up, claiming prices \$10,000-\$9,000, purse \$18,000.

Horse and Jockey	PP	1/2	3/4	Str.	Fin.	To \$1
Snow Buck, Berio	4	3 1	2 1	1 1/2	12	24.00
Before And After, V. Espinoza	3	4 1	3 4	3 1/2	21	1.30
It's A Reality, Pincay	2	2 1/2	12	2 1/4	321	2.40
Pueblo Peak, T. Baze	5	5	5	4 1/2	414	10.20
My Cuz Al, Jauregui	1	1 1/2	4 1/2	5	5	1.90

Scratched—Kellerie, Mirobolant.

Claimed—My Cuz Al-Richard A. Englander-Nick Canani.

5—SNOW BUCK	50.00	9.20	2.80
4—BEFORE AND AFTER	3.20	2.20	
3—IT'S A REALITY	2.10		

Time—23.42, 47.10, 1:11.77, 1:37.33, 1:44.07. Clear & fast.
Winner—dbb.g.4 Snow 'em-What's For Dinner Trained by A Pico Perdomo. Owned by Tule Creek Farm.

\$1 EXACTA (5-4) PAID \$55.80
\$1 TRIFECTA (5-4-3) PAID \$136.40
\$2 QUINELLA (4-5) PAID \$29.60

Now another 6 horse field. A lot of clients are failing to print the screen on which the Underlay favorite is **Hidden**. That's why I say **Hide** for Win Only. While **TIMELY** only showed, 67% of favorites are in-the-money. So for the Exotic bettor, pay close attention to Hidden horses.

For those who are still indoctrinated with the concept of "Early," especially in Sprints, note that the Win, Place and Show horses were all non-Early. Keep tabs on E-L by distance. Your win record will improve.



6 HORSE FIELD

Fav. Hide
For Win Only →
Ok for Exotics

HOL0714- 3 7.0D \$21,000
TOTAL ENERGY & PRIMARY FACTORS (VAL2)

#	PNCNAME Ldt	SR	TOT R
1	1 TIMEL3	85	169.6-1
2	3 RIVER2	80	167.0-4
3	4 DOZEY2	75	168.9-2
4	5 RAISE2x	80	167.6-3
5	6 ELEVA1x	76	165.2-5

PRIMARY FACTORS							
EPR	LPR	CPR	TT	HE	FW	FX	
2	2	1	1	1	1	3	
5	1	2	5	2	3	1	
3	5	5	4	5	4	2	
1	4	3	2	4	2	4	
4	3	4	3	3	5	5	

LS	R
11	1
19	2
28	5
20	3
27	4

S

HOL0714- 3 7.0D \$21,000
TOTAL ENERGY & PRIMARY FACTORS (VAL2)

#	PNCNAME Ldt	SR	TOT R
1	3 RIVER2	80	167.0-3
2	4 DOZEY2	75	168.9-1
3	5 RAISE2x	80	167.6-2
4	6 ELEVA1x	76	165.2-4

PRIMARY FACTORS							
EPR	LPR	CPR	TT	HE	FW	FX	
4	1	1	4	1	2	1	
2	4	4	3	4	3	2	
1	3	2	1	3	1	3	
3	2	3	2	2	4	4	

LS	R
14	1
22	3
14	1
20	2

P

W

LATE/EARLY DIFFERENCE GRAPH (VAL2)
HOL0714- 3 7.0D \$21,000

#	PNCNAME Ldt	LATE/EARLY	TOT R
1	1 TIMEL3	0.3	169.6 1
2	3 RIVER2	-6.0	167.0 4
3	4 DOZEY2	6.8	168.9 2
4	5 RAISE2x	9.5	167.6 3
5	6 ELEVA1x	-0.8	165.2 5

EX-L V-L M-L <E> M-E V-E EX-E

THE VALIDATOR (VAL2)

#	PNCNAME Ldt	SR	BAL	TOT-R
1	3 RIVER2	80	5	3
2	4 DOZEY2	75	5	1
3	5 RAISE2x	80	5	2
4	6 ELEVA1x	76	5	4

EP-R	LP-R	CP-R	HE-R	FX-R
4	1	1	1	1
2	4	4	4	2
1	3	2	3	3
3	2	3	2	4

V/DC-T
1
3
1
2

P

W

4489 — THIRD RACE. 7 furlongs. Purse \$21,000.
Females, 4-and-older. Claiming: \$16,000-\$14,000.

Horse and Jockey	PP	¼	½	Str.	Fin.	To\$1
Elevator Gail, Enriquez	6	2½	2½	2nd	1½	9.90
River Running, Garcia	3	3½	3½	42	2nd	6.30
Timely Expression, Diaz	1	6	4th	3½	31	0.90
Raise The Tempo, Black	5	13	12½	11	42	5.00
Mejor, Alvarado	2	4½	52	5½	51	17.60
Dozey Doats, Espinoza	4	51	6	6	6	3.60

6—Elevator Gail.....21.80 9.40 3.60
3—River Running.....6.60 3.60
1—Timely Expression.....2.60

Time—0:22.44, 0:45.50, 1:10.95, 1:24.27. Clear & Fast.
Winner — b.m.5 Native Prospector-Ms. Ukulele Tr-Scott
Craigmyle Own-MJ Sacia

\$2 Double (4/6) Paid \$44.40
\$1 Exacta (6-3) Paid \$84.90
\$1 Trifecta (6-3-1) Paid \$231.30
\$1 Pick Three (6/4/6) Paid \$41.40
\$2 Quinella (3-6) Paid \$66.80

Here's another from a seven horse field. This one is on the Validator Demo Disk. Both BL/BL and Validator had them making the race an easy bet. The Tri only paid \$55.60. Better to put money on the winner.

SA0109- 3 6.5D \$16,000
BOTTOM LINE -- BETTING LINE

HIDE#	PNCNAME	LDNT	SR	PR	BAL	LS	TIE	ODDS	TRKDISTS	M/L	DAYS	AGE
(2)	2*KRIST4	P	89	87	2	20.5		9-5	HOL 6.5D	3/1	315	6
(6)	6*MATEY1	S	84	81	7	20.0		9-5	HOL 7.0D	5/1	35	6
(5)	5*TIPSY2	W	82	80	7	11.5	*	5-1	DMR 6.0D	4/1	20	8
(7)	7*CANDE1		83	81	10	11.5	*	5-1	HOL 6.0D	7/2	20	7
(1)	1?JOSHU3		82	84	9	10.5		5-1	BM 5.5D	4/1	29	5
(3)	3 KENZ12		78	89	9	7.5		8-1	SA 7.0D	5/1	63	8
(4)	4 KENTU4		80	80	10	7.0		8-1	HOL 6.0D	15/1	191	5

THE V A L I D A T O R

#	PNCNAME	LDNT	SR	BAL	TOT-R	EP-R	LP-R	HE-R	FX-R	V/DC-R
1	1?JOSHU3		82	9	5	4	5	6	1	3
2	2*KRIST4		89	2	1	6	1	1	2	1
3	3 KENZ12		78	9	4	1	7	7	6	5
4	4 KENTU4		80	10	7	5	4	4	7	6
5	5*TIPSY2		82	7	3	7	2	2	3	2
6	6*MATEY1		84	7	2	3	3	3	4	3
7	7*CANDE1		83	10	6	2	6	5	5	3

X2 XHIDE FOR WIN

CLOSING ODDS

3 CL 4+ \$16,000 6.5D FT Clear PFT=116.2 PR=81 TV=9

1	1 Joshua Knight	I D Enriquez	10.80
2	2 Kristopher Kross	C S Nakatani	2.80
3	3 Kenzig (AUS)	P A Valenzuela	9.30
4	4 Kentucky Bluebird	M S Garcia	23.80
5	5 Topsy Pete	V Espinoza	4.50
6	6 Mateyev	A O Solis	1.80
7	7 Candelotto	F Martinez	4.60

HIDE FOR WIN

7 HORSE FIELD
SCRATCHED (NONE)

3 CL 4+ \$16,000 6.5D FT Clear PFT=116.2 PR=81 TV=9

5-TIPSY PETE	11.00	5.20	3.20
2-KRISTOPHER KROSS		4.60	3.00
6-MATEYEV			2.60

SCRATCHED (NONE)

Exacta	5-2	20.20
Quinella	2-5	19.80
Trifecta	5-2-6	55.60
Pick 3	2-1-5	272.70

PROFIT FROM AN OTHERWISE BAD DAY

Looking only at Thursday, July 6, using a \$4 base bet (\$2 per horse).
Ironically both winners were from 6 horse fields!

Hollywood Park Charts

Results of Thursday, July 6, at Hollywood Park, Inglewood. Day 51 of a 65-day thoroughbred meeting.

4436 — FIRST RACE. 1 1/16 miles. Purse \$33,000. Fillies, 3-year-olds. Claiming prices: \$32,000-\$28,000.

Horse and Jockey	PP	1/4	1/2	3/4	Str.	Fin.	To\$1
Penny Video, Garcia	5	5th	5th	2 1/4	12	6.80	
Singing Lite, Pincay	1	1st	12th	12th	2 1/4	8.60	
Inside Story, Baze	4	3rd	32nd	34	37	11.00	
Classic Collection, Martinez	2	2nd	2nd	42	44th	2.30	
Asking Bid, Baird	6	4 1/4	4 1/4	5 1/4	5th	2.10	
Lady Di Huntley, D'meaux	3	6	6	6	6	3.00	

5—Penny Video15.20 6.80 4.20
1—Singing Lite8.00 4.20
4—Inside Story5.40

Time—0:24.09, 0:47.54, 1:12.91, 1:39.87, 1:45.63. Clear & Fast. Winner — b.f.3 Video Ranger-Steady Penny Tr-Barry Abrams Own-Guys N Dols

\$1 Exacta (5-1) Paid \$58.20
\$1 Trifecta (5-1-4) Paid \$349.20
\$2 Quinella (1-5) Paid \$45.80

4437 — SECOND RACE. 5 furlongs. Purse \$27,000. Fillies, 2-year-olds. Claiming prices: \$25,500-\$23,000.

Horse and Jockey	PP	3/16	1/2	3/4	Str.	Fin.	To\$1
Give Praise, Pincay	5	2 1/4	1st	13th	18	1.10	
Kissout, Flores	3	3rd	3rd	31th	23	18.50	
Waits Wharf, Espinoza	1	4th	1st	23th	32th	4.40	
Island Playmate, Pincay	2	5th	3rd	31	43th	5.10	
Bets A Flying, Diaz	6	6th	5th	5th	5th	39.10	
Sierras Clara, Solis	7	7th	6th	6th	6th	2.60	
See It, Baze	1	7	7	7	7	36.20	

5—Give Praise4.20 2.80 2.60
3—Kissout10.60 5.20
4—Waits Wharf3.80

Time—0:22.16, 0:45.68, 0:58.02. Clear & Fast. Winner — grr.1.2 Pioneering-Hall Kris Tr-James Chapman Own-Chapman, Parker & Tsujimoto

\$2 Double (5/5) Paid \$40.40
\$1 Exacta (5-3) Paid \$15.40
\$1 Trifecta (5-3-4) Paid \$69.20
\$2 Quinella (3-5) Paid \$25.80

4438 — THIRD RACE. 5 furlongs. Purse \$38,000. 2-year-olds. Claiming prices: \$40,000-\$35,000.

Horse and Jockey	PP	1/4	1/2	3/4	Str.	Fin.	To\$1
A Lil Sweet, Espinoza	5	3rd	2nd	1st	11	6.30	
Benedict A. Kite, Solis	3	7	5th	3rd	24	2.20	
Oh Really, Steiner	1	1st	11	22	32th	13.70	
Go Slooo Moe, Pedroza	4	5th	6th	6th	6th	21.80	
Trailblazer, Rodriguez	1	4th	4th	5th	5th	4.40	
Any Minute, Puglisi	4	2nd	2nd	4th	6th	2.50	
Penteli De Gras, Flores	6	6th	7	7	7	5.00	

5—A Lil Sweet14.80 6.00 4.00
3—Benedict A. Kite4.20 3.20
6—Oh Really6.20

Time—0:21.96, 0:45.83, 0:58.66, 1:05.44. Clear & Fast. Winner — ddb.c.2 Candi's Gold-Lillian Tr-Clifford Sise Jr Own-Halo Farms

\$2 Double (5/5) Paid \$35.80
\$1 Exacta (5-3) Paid \$22.40
\$1 Trifecta (5-3-4) Paid \$190.30
\$1 Pick Three (5/5/5) Paid \$118.18
\$2 Quinella (3-5) Paid \$19.80

4439 — FOURTH RACE. 5 furlongs. Purse \$19,000. Fillies, 2-year-olds. Claiming prices: \$22,000-\$28,000.

Horse and Jockey	PP	3/16	1/2	3/4	Str.	Fin.	To\$1
Really A Lush, Pedroza	7	2 1/4	1st	1st	1st	1.40	
Jane Loves Niners, Enriquez	5	3rd	3rd	3rd	2nd	5.00	
Meteor Game, Diaz	6	5th	5th	5th	3rd	8.20	
Regatful, Espinoza	6	1st	1st	2 1/4	4th	9.20	
Flying Seamaid, Garcia	9	4th	4th	4th	5th	3.70	
Thatswhatsaid, Garcia	4	6th	6th	6th	6th	45.30	
Coy Girl, Steiner	3	8th	7th	7th	7th	42.60	
Polly Graph, Pincay	2	5th	8th	8th	8th	8.60	
Classic Favorite, Scott	1	9	9	9	9	25.30	

7—Really A Lush4.80 3.40 2.40
5—Jane Loves Niners4.80 2.80
6—Meteor Game3.20

Time—0:22.55, 0:46.88, 0:59.92. Clear & Fast. Winner — grr.1.2 For Really-Luscious Loot Tr-Richard P Matow Own-Tom L Stull

\$2 Double (5/7) Paid \$45.00
\$1 Exacta (7-5) Paid \$11.10
\$1 Trifecta (7-5-8) Paid \$59.20
\$1 Pick Three (5/5/7) Paid \$59.20
\$2 Quinella (5-7) Paid \$16.20

4440 — FIFTH RACE. 7 furlongs. Purse \$15,000. 4-and-older, Cal-breds. Claiming prices: \$10,000-\$9,000.

Horse and Jockey	PP	1/4	1/2	3/4	Str.	Fin.	To\$1
It's A Reality, Pincay	5	2 1/4	1st	1st	1st	2.00	
Cap'n Maury, Martinez	8	3rd	3rd	2nd	2 1/4	7.10	
Brimfield Bound, Puglisi	1	5th	5th	3rd	3 1/4	13.20	
Tiz Mighty, Pedroza	3	5th	6th	5th	4th	10.30	
Cabo King, Berrio	2	8	8	8th	5th	15.60	
Roman Summit, Enriquez	1	1st	1st	4th	6th	16.10	
Slew The Groom, Baze	3	6th	7th	8th	7th	4.10	
Able Easy, Espinoza	4	4th	4th	7th	8	2.80	

5—It's A Reality6.00 4.00 3.20
8—Cap'n Maury8.80 4.00
6—Brimfield Bound3.80

Time—0:22.33, 0:44.96, 1:09.65, 1:22.41. Clear & Fast. Winner — b.g.5 Outass Reality—Cherished Times Tr-Bill Spawr Own-Arias or Megular

\$2 Double (7/5) Paid \$15.60
\$1 Exacta (5-8) Paid \$17.20
\$1 Trifecta (5-8-6) Paid \$135.70
\$1 Pick Three (5/7/5) Paid \$64.80
\$2 Quinella (5-8) Paid \$24.00

4441 — SIXTH RACE. 1 1/16 miles. Purse \$45,000. Maiden fillies and mares, 3-and-older.

Horse and Jockey	PP	1/4	1/2	3/4	Str.	Fin.	To\$1
Tracy, Desormeaux	6	7th	7th	2 1/4	12	12.60	
Fair And Lively, D'ssaye	2	2nd	1st	1st	24	2.20	
Belleau Wood, Baze	6	6th	6th	3rd	31	17.80	
Stellio, Solis	9	8th	8th	5th	43th	3.30	
Search For Triple, Flores	1	4th	4th	4th	5th	3.60	
Clearandconscience, Pincay	3	8th	9	7th	6th	17.20	
Fans Galore, Espinoza	9	4th	3rd	6th	7th	28.40	
Devine Beauty, Gomez	5	3rd	5th	8th	8th	4.20	
Day Trading, Sorenson	4	1st	2nd	9	E	37.20	

E-eased
Scratched — Basic Promise, Minister's Mom

7—Tracy27.20 9.40 6.00
2—Fair And Lively3.80 2.80
9—Belleau Wood7.00

Time—0:23.53, 0:47.26, 1:12.89, 1:38.54, 1:44.98. Clear &

Fast. Winner — b.f.4 Theatrical-Daring Bidder Tr-Simon Bray Own-Mrs Madeleine A Paulson

\$2 Double (5/7) Paid \$80.00
\$1 Exacta (7-2) Paid \$63.00
\$1 Trifecta (7-2-8) Paid \$730.18
\$1 Pick Three (7/5/7) Paid \$150.30
\$2 Quinella (2-7) Paid \$46.80
\$1 Superfecta (7-2-8-4) Paid \$1,598.20

4442 — SEVENTH RACE. 1 1/4 miles. \$54,270 allowance/optional claiming \$90,000. 3-and-older.

Horse and Jockey	PP	1/4	1/2	3/4	Str.	Fin.	To\$1
Lord Sterling, Valdivia	1	1 1/4	1st	2 1/4	1st	14.10	
Lethal Instrument, Pincay	5	4 1/4	4th	3 1/4	2 1/4	1.10	
Marron Glace (Arg), Flores	3	2nd	2 1/4	1st	3 3/4	4.00	
Jekylt And Hyde, Espinoza	4	3rd	3rd	4th	4 3/4	3.80	
Continental Red, D'ssaye	2	5th	5th	5th	5th	4.30	
Persianlux (GB), Pedroza	6	6th	6th	6th	6th	17.70	

1—Lord Sterling30.20 8.20 4.00
5—Lethal Instrument2.80 2.40
3—Marron Glace (Arg)3.80

Time—0:23.82, 0:47.38, 1:11.27, 1:36.27, 1:49.35. Clear & Fast. Winner — grr.g.4 Back The Affair-Mary Tav Tr-Alfredo Marquez Own-Ronald & Susie Anson

\$2 Double (7/1) Paid \$702.00
\$1 Exacta (1-5) Paid \$32.60
\$1 Trifecta (1-5-3) Paid \$134.90
\$1 Pick Three (5/7/1) Paid \$685.90
\$2 Quinella (1-5) Paid \$22.80

4443 — EIGHTH RACE. 7 furlongs. Purse \$21,000. 3-year-olds and up. Claiming prices: \$40,000-\$35,000.

Horse and Jockey	PP	1/4	1/2	3/4	Str.	Fin.	To\$1
Overbidagain, Delahoussaye	2	1st	1st	1st	1st	0.60	
Three Flags, Berrio	8	8	8	4th	2nd	18.20	
Splendorofthesun, Pincay	9	5th	5th	3 1/4	3rd	10.10	
Charlton Blue, Black	6	3 1/4	3rd	2nd	4th	10.50	
Kilauea, Solis	3	4th	4th	5th	5th	11.70	
Large Deposit, Diaz	4	7th	7th	6th	6th	24.20	
Pay The Premium, Enriquez	1	6th	6th	7th	7th	23.30	
Wicked Tudor, Flores	5	2 1/4	2nd	8	8	7.70	
Demwhitesocks, Espinoza	7	PU	PU	PU	PU	10.80	

PU-pulled up
2—Overbidagain3.20 2.80 2.40
8—Three Flags9.60 5.40
9—Splendorofthesun4.00

Time—0:22.04, 0:44.91, 1:09.48, 1:22.58. Clear & Fast. Winner — ddb.g.4 Caller I.D.-La MRibucks Tr-Michael Machowsky Own-Dr John K Waken

\$2 Double (1/2) Paid \$66.80
\$1 Exacta (2-8) Paid \$24.40
\$1 Trifecta (2-8-8) Paid \$130.40
\$1 Pick Three (7/1/2) Paid \$630.50
Pick Six Winning Numbers: 5/7/5/7/1/2
Pick Six Pool \$903,561
No Tickets with 6 winners
252 Tickets with 5 winners Paid \$858.60
Total Pick Six Carryover for Friday \$713,923.89
\$1 Pick All Nos: 1,5/3,5/3,5/5,7/5,8/2,6,7/1,5/2,8
Pick All Pool \$45,874
56 Tickets with 8 winners Paid \$653.80
\$1 Superfecta (2-8-8-6) Paid \$772.50
\$2 Quinella (2-8) Paid \$35.40

On-Track attendance: 6,419. On-Track handle: \$1,697,993.
Inter-Track attendance: 10,260. Inter-Track handle: \$3,814,582.
Out of State attendance: N/A. Out of State handle: \$3,594,074.
TOTAL attendance: 16,679. TOTAL handle: \$9,046,629.

Race 1: Win \$15.20

Race 2: Pass. Hodgepodge of mixed distances & surfaces.

Race 3: Pass. 2 Year old Maidens with 4 fur. lines.

Race 4: We Miss. The 1.4-1 Favorite wins.

Race 5: Another Miss. Favorite wins at 2-1. If you take 2-1 you win.

Race 6: Pass. Maidens with First Time Starters.

Race 7: Win \$30.20

Race 8: Pass or Miss. Winner is standout favorite. Little competition.

Total Bet: 4 Races @ \$4 = \$16.

Total Return 2 Wins = \$45.40 — Net \$29.40

Total Miss 2 Races

Total Pass 4 Races

Total Won by a favorite = 4.

Not a good day for longshots. You may not have passed the 8th. You might have also backed the winner in the 7th with a Place Bet = \$9.20. Even without side bets or Exotic Wagers the profit is 184% 1.84 X 16 = \$29.44

Here are Readouts for the 2 Winners:

6 HORSE FIELD

HOL0706- 1 8.5D \$34,000
TOTAL ENERGY & PRIMARY FACTORS (VAL2)

BEFORE HIDE

#	PNCNAME	LdT	SR	TOT R
1	1 SINGI1	2	64	158.2-3
2	2 CLASS2		71	159.3-2
3	3 LADY 3		76	159.5-1
4	4 INSID1	2	63	158.1-4
5	5 PENNY2	1	67	156.9-6
6	6 ASKIN1	1	69	157.4-5

PRIMARY FACTORS							
EPR	LPR	CPR	TT	HE	FW	FX	
3	6	5	3	6	6	6	
2	4	2	2	3	4	2	
1	3	1	1	2	1	3	
4	5	6	4	5	5	5	
6	1	4	5	1	3	4	
5	2	3	6	4	2	1	

LS	R
35	6
19	2
12	1
34	5
24	4
23	3

? ODDS

HIDE
ODDS

HOL0706- 1 8.5D \$34,000
TOTAL ENERGY & PRIMARY FACTORS (VAL2)

#	PNCNAME	LdT	SR	TOT R
1	1 SINGI1	2	64	158.2-2
2	3 LADY 3		76	159.5-1
3	4 INSID1	2	63	158.1-3
4	5 PENNY2	1	67	156.9-4

PRIMARY FACTORS							
EPR	LPR	CPR	TT	HE	FW	FX	
2	4	3	2	4	4	4	
1	2	1	1	2	1	1	
3	3	4	3	3	3	3	
4	1	2	4	1	2	2	

LS	R
23	4
9	1
22	3
16	2

BET EXACTA
+ TRIFECTA
TRIFECTA
BET W-P
BET WIN

HOL0706- 1 8.5D \$34,000

THE VALIDATOR (VAL2)

#	PNCNAME	LdT	SR	BAL	TOT-R
1	1 SINGI1	2	64	5	2
2	3 LADY 3		76	5	1
3	4 INSID1	2	63	5	3
4	5 PENNY2	1	67	5	4

EP-R
2
1
3
4

LP-R
4
2
3
1

CP-R
3
1
4
2

HE-R
4
2
3
1

FX-R
4
1
3
2

V/DC-T
4
1
3
1

P

Sh

W

Results of Thursday, July 6, at Hollywood Park, Inglewood. Day 51 of a 63-day thoroughbred meeting.

4436 — FIRST RACE. 1 1/16 miles. Purse \$33,000. Fillies, 3-year-olds. Claiming prices: \$32,000-\$28,000.

Horse and Jockey	PP	1/4	1/2	3/4	Sur.	Fin.	To\$1
Penny Video, Garcia	5	5th	5th	2 1/4	12	6.60	
Singing Lite, Pincay	1	1st	1 1/4	1 1/4	2 1/4	8.60	
Inside Story, Baze	4	3rd	3 1/4	3 1/4	3 1/4	11.00	
Classic Collection, Martinez	2	2 1/4	2nd	4 1/4	4 1/4	2.30	
Asking Bid, Baird	6	4 1/4	4 1/4	5 1/4	5th	2.10	
Lady Di Huntley, D'meaux	3	6	6	6	6	3.00	

5—Penny Video15.20 6.80 4.20
1—Singing Lite8.00 4.20
4—Inside Story5.40

Time—0:24.09, 0:47.54, 1:12.91, 1:39.87, 1:46.63. Clear & Fast. Winner — b.f.3 Video Ranger-Steady Penny Tr-Barry Abrams Own-Guys 'N Dolls

\$1 Exacta (5-1) Paid \$56.20
\$1 Trifecta (5-1-4) Paid \$349.20
\$2 Quinella (1-5) Paid \$45.80

6 HORSE FIELD

HOL0706- 7 9.0D \$54,000
TOTAL ENERGY & PRIMARY FACTORS (VAL2)

				PRIMARY FACTORS								
#	PNCNAME Ldt	SR	TOT R	EPR	LPR	CPR	TT	HE	FW	FX	LS	R
1	1 LORD 3	85	164.1-4	2	4	2	5	6	4	2	25	3
2	2 CONTI5	84	164.2-3	5	3	4	6	3	3	3	27	4
3	3 MARRO2	90	165.0-1	3	2	1	4	2	1	1	14	1
4	4 JEKYL3	85	164.0-5	1	6	2	1	5	6	6	27	4
5	5 LETHA2	81	162.8-6	4	5	5	3	4	5	5	31	5

HOL0706- 7 9.0D \$54,000
TOTAL ENERGY & PRIMARY FACTORS (VAL2)

				PRIMARY FACTORS								
#	PNCNAME Ldt	SR	TOT R	EPR	LPR	CPR	TT	HE	FW	FX	LS	R
1	1 LORD 3	85	164.1-3	2	3	2	3	4	3	2	19	2
2	2 CONTI5	84	164.2-2	4	2	3	4	2	2	3	20	3
3	3 MARRO2	90	165.0-1	3	1	1	2	1	1	1	10	1
4	4 JEKYL3	85	164.0-4	1	4	2	1	3	4	4	19	2

BET
Hi Odds

BET

THE VALIDATOR (VAL2)

#	PNCNAME Ldt	SR	BAL	TOT-R	EP-R	LP-R	CP-R	HE-R	FX-R	V/DC-T
1	1 LORD 3	85	7	3	2	3	2	4	2	2
2	2 CONTI5	84	5	2	4	2	3	2	3	2
3	3 MARRO2	90	3	1	3	1	1	1	1	1
4	4 JEKYL3	85	5	4	1	4	2	3	4	2

W

S

4442 — SEVENTH RACE. 1 1/4 miles. \$54,270 allowance/optional claiming \$80,000. 3-and-older.

Horse and Jockey	PP	W	1/2	Str.	Fin.	To\$1
Lord Sterling, Valdivia	1	1 1/4	1 1/4	2 1/4	1st	14.10
Lethal Instrument, Pincay	5	4 2/4	4 2/4	3 1/4	2 1/4	1.10
Marron Glace (Arg), Flores	3	2 1/4	2 1/4	1st	3 3/4	4.00
Jekyll And Hyde, Espinoza	4	3 1/4	3 1/4	4 3/4	4 3/4	3.80
Continental Red, D'ssaye	2	5 2	5 3	5 2	5th	4.30
Persianlux (GB), Pedroza	6	6	6	6	6	17.70

1—Lord Sterling.....30.20 8.20 4.00
5—Lethal Instrument.....2.80 2.40
3—Marron Glace (Arg).....3.60

Time—0:23.82, 0:47.38, 1:11.27, 1:36.27, 1:49.35. Clear & Fast Winner — gr.g.4 Balck Tie Affair-Mary Tavy Tr-Alfredo Marquez Own-Ronald & Susie Anson

\$2 Double (7/1) Paid \$702.00
\$1 Exacta (1-5) Paid \$32.60
\$1 Trifecta (1-5-3) Paid \$134.90
\$1 Pick Three (5/7/1) Paid \$685.90
\$2 Quinella (1-5) Paid \$22.60

HIDE FOR WIN

Remember our article in the last Follow Up where **EARLY PIONEER** beat out **GENERAL CHALLENGE** and paid \$55.80? Well it happened again in the Hollywood Gold Cup. This time **EARLY PIONEER** paid only: \$51.

I could not get the winner better than 4th on V/DC but clients who are a little less skilled and find and bet longshots Ranked 4, did win. In fact more reported winning this time than last. With all the viable contenders in the race, **GENERAL** Ranked only tied for 4th. Matching **GENERAL** with **PIONEER**, we see this.

THE VALIDATOR (VAL2)

#	PNCNAME	Ldt	SR	BAL	TOT-R	EP-R	LP-R	CP-R	HE-R	FX-R	V/DC-T
1	4	EARLY3	1	91	3	1	2	1	2	1	2
2	7	GENER1	1	89	3	2	1	2	1	2	1

LATE/EARLY DIFFERENCE GRAPH (VAL2)
HOL0709- 5 10.00 \$1,000,0

#	PNCNAME	Ldt	LATE	EARLY	TOT R
1	4	EARLY3	1	-11.0	166.5 1
2	7	GENER1	1	-25.6	165.7 2

EX-L V-L M-L <E> M-E V-E EX-E

The first client to report winning the Gold Cup with **PIONEER** was Fred Tanaka. Several others followed. He reads the Follow Up from cover to cover over and over again. It's no surprise that he had **PIONEER** @ \$51.

In the days before downloading I used to match horses one-on-one against the favorite to see if it could be beaten. It's even easier with the TrackMaster download.

Look at **PIONEER**'s last 4 Routes. Having beaten **GENERAL** once, I'm amazed at 25-1 odds in the Gold Cup.

Early Pioneer

Own: Wilson David W & Holly F

GARCIA M S (78 5 9 14 .06) 2000 (288 25 .09)

13May00-8Hol fst 1 1/2 :232 :462 1:102 1:414 3+ Mvn LeRoy H-G2
 9Apr00-8SA fst 1 1/4 :474 1:111 1:36 1:49 4+ SanBernadno H-G2
 18Feb00-7SA fst 1 :234 :472 1:111 1:352 4+ Ahw 70000n\$my
 27Dec99-3SA fst 1 :234 :472 1:111 1:36 3+ Ack Ack73k

Ch. g. 5

Sire: Rahy (Blushing Green*Fr)-\$40,000

Dam: Golden Darling (Slew o' Gold)

Br: Mahoe Mr & Mrs John C (Ky)

Tr: Cerin Vladimir (29 6 4 3 21) 2000 (136 29 21)

111 5 2 3 1/2 3 1/2 1 1/2 2 1/2 Garcia M S LB 116 b 3.50 98-17
 112 3 3 2 1/2 2 1/2 2 1/2 1 1/4 Garcia M S LB 113 b 26.90 98-18
 97 5 2 3 1 4 1/2 2 1/2 Garcia M S LB 118 b 3.80 94-16
 99 5 3 3 2 3 1/2 3 2 2 1/2 Garcia M S LB 115 b 7.98 89-16

GENERAL's trainer, Bob Baffert was interviewed on Saturday before the Land Of Lucy Stakes. He said that **GENERAL** did not ship well to Hollywood and that he was worried about the effects of the horse's lung operation. Since his horse was beaten by **PIONEER** in the San Bernardino Handicap, a number of clients put at least \$3 across the board on **PIONEER** and got back \$104.70.

'Pioneer' claims Gold Cup in upset

► The longest shot in the field at 24 1/2-1 defeats favored General Challenge.

4485 — FIFTH RACE, 1 1/4 miles, \$1 million Hollywood Gold Cup (Grade I), 3-year-olds and up.

Horse and Jockey	PP	1/2	3/4	Str.	Fin.	To\$1
Early Pioneer, Espinoza	4	8 1/2	5 1/2	2nd	1 1/2	24.50
General Challenge, Nakatani	7	3 1/2	3 1/2	1 1/2	2 1/2	1.40
David, Gryder	2	1 1/2	1 1/2	3 1/2	3 1/2	11.40
Out Of Mind (Brz), D'ssaye	9	9	8 1/2	5th	4th	4.50
Cat Thief, Day	1	4th	6th	72	5 1/2	5.40
Blueprint (Ire), McCarron	8	8 1/2	9	8 1/2	6 1/2	18.70
Chester House, Desormeaux	5	5th	42	4th	7 1/2	5.40
Big Ten (Chi), Solis	6	2 1/2	2nd	6th	8 1/2	14.40
Pleasant Breeze, Chavez	3	7 1/2	7 1/2	9	9	18.20

4—Early Pioneer.....\$1.00 12.20 6.60
 7—General Challenge.....3.40 3.00
 2—David.....8.20

Time—0:23.16, 0:46.41, 1:10.14, 1:34.89, 2:01.40. Clear & Fast. Winner — ch.g.5 Rahy-Golden Darling Tr-Vladimir Cerin Own-David W & Holly F Wilson

\$2 Double (4/4) Paid \$79.40
 \$1 Exacta (4-7) Paid \$82.30
 \$1 Trifecta (4-7-2) Paid \$753.00
 \$1 Pick Three (6/4/4) Paid \$142.10
 \$2 Quinella (4-7) Paid \$45.90

I've discovered to my delight that subscribers have a tendency to actually read material that is contained within a heavy black border. This is why I will now border much vital material that clients have previously ignored. I know this from the "handicapping" questions we get on our tech support line. Every day we get at least 8 questions that were previously answered in detail in a Follow Up - often the most recent issue.

An e-mail from Ellis Starr-TrackMaster

Subject: announcement

Date: Fri, 7 Jul 2000 10:17:57 -0700

From: "Ellis Starr" <estarr@axcis.com>

Organization: AXCIS Information Network

To: sartin@jps.net

Dear Doc and Staff,

If you haven't seen the announcement, on July 6 we were acquired by Equibase and will continue to operate as a wholly owned subsidiary of Equibase as Axcis/TrackMaster.

In case clients of yours call or write please assure them that nothing will change.

Ellis Starr
TrackMaster

Doc Comments:

Now TrackMaster has full and continuous access to Equibase. This is the organization formed by the Jockey Club to maintain the informational flow of racing data in case the Racing Form went out of business (which they almost did). Equibase has a working arrangement with the DRF wherein They provide all the Past Performance, Results and other vital data to the Form for a fee. As a wholly owned subsidiary, TrackMaster's value to all of us will only Improve.

MAKING A PROFIT

We receive a number of communications from clients who maintain that, at their track(s) nothing but favorites win. In our periodic survey of virtually every track in North America we find that their conclusions are incorrect. They are simply not even trying to handicap the kinds of races that Overlays tend to win. If they absolutely must cling to their delusions, they should bet any horse paying \$6 that appears 1st or 2nd on their key readouts and also bet the overlay that appears on the V/DC readout producing the most Overlays. Most often that is #3. Or, if using Synthesis, whatever combination of corollaries they find key. They should then wager 60-40 or even 70-30 with the most money going on the low priced horse.

These people have anxieties that prohibit them from capitalizing on Value Wagering. They seem to ignore all Follow Up articles that tell them to ameliorate their anxiety by proportional betting horses that will pay Less than 5-2. So be it.

There are TWO surefire ways to profit IF you're following contender- paceline instructions.

1: Bet MORE money on highly ranked but low priced winners. PASS when a horse won't pay at least \$6. Forget Value betting as such. Just take what you can get. The caveat is BET MORE MONEY.

2: WAGERCAP. But never forget that to be a successful Wagercapper you must focus on

PASSING races that offer NO VALUE. Wagercappers who qualify, make their profit by BETTING LESS and winning MORE.

3: Three of handicapping's biggest names (based on readership of their books) use the FIRST procedure. Other well-known names advocate VALUE handicapping. Take your choice. Here is one of the most insightful letters I've ever received. He was a newcomer to us but not to handicapping, per se, when he wrote this:

May 11, 2000

O. Henry House, Inc.
1390 E. 6th Street #5
Beaumont, CA 92223
Attn: Doc Sartin

Dear Doc,

Enclosed is the original Trackmaster Synthesis disk. I recently received the Multi-track version and I am beginning to work with it. I will probably be sending you some results when I feel a little more comfortable with that portion of the program. In the mean time, I would like to express my appreciation for the attention you gave to me and the help your people have supplied me on the support line. They have ^{been} very patient and responsive to all my questions.

As I use the program more and more, I am beginning to understand and get the "feel" you described in the Follow-Up's and on the tapes. What I can say is that if you listen to the tapes and read the manuals it really does make a big difference. One of the things that has helped me the most is the ability to calculate several pace lines for a horse to help determine the correct pace line. My best example of this was on Derby day in a couple of the races at Churchill. In one race, I had originally chosen a pace line for a horse which in turn ranked the horse 5th on the BL/BL. Before the race went off, I re-examined the race and added another pace lines for the horse in addition to the first one. (NOTE: The original pace line was 1 adjusted speed rating points higher than the second but the second line looked reasonable.) When the race was then calculated, the new pace line ranked the horse better overall in most categories (even 3rd on the BL/BL) and paid \$11.20 and helped me to win a \$168.00 daily double. This is not the only time that I have found that selecting more than one pace line for a horse has helped me to win.

To say the least, I have been very impressed with my results since I am have begun to understand the program more and more. I have had 3 very positive days where I have gone 15 for 18, 11 for 13, and 5 for 7. The majority of those winners are in excess of \$10.00 with several of the races paying \$35.00, \$32.20, \$24.00, and \$27.40. (NOTE: My only really bad day came from being naïve in the ways of the program and believing I knew what to do.) It has been a long time since I have seen days with winner like that.

Thanks for your help,



I've underlined the lines from that letter which spell the difference between his attitude and that of non-winners. He came to us a longtime handicapper who was pretty sure that he had a grasp of what factors *should* win races. He states that his bad day came from thinking (believing) he knew what to do. His previous statements about reading instructions, The Follow Up, and watching my video tapes, taught him what does win races, not what **should**. I'm particularly proud of his epiphany. He's a second generation client. His father was one of our original Phase III group. It took a couple of letters to convince Charles that we were no longer in the 1980's that what WINS TODAY is NOT what won yesterday.

FORMER CLIENTS

Occasionally we hear from a client whose program disk has worn out or the purchase of a new computer has ruined the install. First we warn that **racing has changed** and old programs usually produce lower price winners. We invite them to rejoin. If they don't like that idea, we offer a new copy of their old program for \$100. We refuse to replace, at ANY cost, programs that are of no further use whatsoever.

When a former client chooses to become active again, any viable program is only \$15 to replace, with the caveat that selling you programs prior to the Pace Launcher series are not viable.

We are an organization based in the ethics of psychotherapy, not salesmanship. I would not administer Roling or Primal Scream Therapy if it were not called for. Neither will I sell programs or any other material no longer viable or in your best interests.

My responsibility is to **make you money, not take your money unless we can assure you, that with our continued support, you will succeed!**

MAKING PROFITABLE DECISIONS

This is a subject that has been addressed in one way or another in virtually every Follow Up since issue #1. A few clients still ask us how to make decisions for them. Their cry is, "I get it down to 4 or five but can't make up my mind which two to bet."

Until they have a record of what readouts are producing both the longer and shorter priced winners, they should not bet at all. Practice making decisions. Survey the contender/paceline and betting decision made by winning clients whose races appear in the Follow Up. If you still can't make enough correct decisions to make consistent profit, you suffer from abulia (Indecision), a disorder that affects a certain percentage of the population. Those so suffering should seek treatment. Those incapable of making decisions should steer clear of horse race betting, a stochastic endeavor that absolutely requires decision making. We have eased the decision problem by creating V/DC in the Validator. By betting the Rank Choice that A: produces the best paying low priced viable contender; and B: the best high paying contender, decision is reduced to a minimum.

THE CLASS TRACK FALLACY

I hear it so often it becomes ad nauseam. "I like to play Major tracks in California and New York because that's where the "Class" horses go. Perhaps one of the oldest and bankroll destroying myths ever imposed by the Mainstream. The higher the Track's Class, the more often obvious favorites win. Why? Because in New York and California, especially southern California, we have the most sophisticated bettors in the world. I did **not** say sophisticated persons, I said bettors.

While they're not sufficiently immune from mainstream folly, they do create more winning favorites than the clientele of minor tracks. Look at some of the Follow Up reports. Thistledown, Delta Downs, West Virginia tracks, Suffolk, Evangeline Downs, Great Lakes Downs, Rockingham, Lone Star, Houston and several dozen others where the people themselves may be delightful and cultured but are not sophisticated in the ways of selection and wagering. These are the kinds of tracks where Overlays prevail. Naturally this true "Track" information is contrary to tracks most often used in the books and articles by the mainstream "experts."

THIS ALSO WORKS FOR WAGERCAPPERS

The "Thin Moment"

That "thin moment," or what athletes call "the zone," is the envy of chess masters and pro golfers, says Dartmouth's Dr. Corballis. Many of them report performing at their best on "autopilot," he says, when they are oblivious to what they are doing.

But no "Horseplayer" will ever believe it. In so many cases they don't really want to win. They want to analyze and "pick" the horse that "should" win. Pro golfers must do their best because their career depends on it. Also they must do it before huge galleries and TV audiences. Handicapping is private. One is allowed to kid oneself. No gallery, no TV.

Try putting yourself on auto pilot. Anxiety will disappear and you'll begin an automatic cycle of more wins than losses and have an innate sense of which Ranking produces the Overlays and when to pass.

THE VALIDATOR

For clients not getting optimal results from their current handicapping program..

THIS PROGRAM IS THE ANSWER.

THIS IS THE EASIEST AND THE MOST PROFITABLE PROGRAM

they have ever seen.

***"The best of Synthesis
combined with the
new VALIDATOR screens..."***

\$550

For those who purchased SYNTHESIS after August 1, 1999: \$350

California residents add 7.75% tax

Currently available only to those with advanced Sartin programs.

GOT THE VALIDATOR DEMO DISK YET???

Free to those without Validator... \$6 to those who have (great practice!)

Call, write or e-mail
ohenryhouse@earthlink.net

ADVANCED PROGRAMS FROM THE SARTIN METHODOLOGY

PACE LAUNCHER 3 Manual Entry \$349.00
PACE LAUNCHER 3 Manual Entry and TrackMaster version \$399.00

PACE LAUNCHER 4 Manual Entry \$479.00
PACE LAUNCHER 4 Manual Entry and TrackMaster version \$529.00
Upgrade to PL4 from PL3 - \$279

SYNTHESIS Manual Entry \$679.00
SYNTHESIS Manual Entry and TrackMaster version \$729.00

THE VALIDATOR see info pg 20

VALIDATOR DEMO DISK! see info pg 20

Upgrade to Synthesis/Synthesis w/TrackMaster from:
Pace Launcher 4 - \$229/ w/TrackMaster version \$279
Pace Launcher 3 - \$429/w/TrackMaster version \$479

SYNTHESIS FOR TRACKMASTER \$199.00*
WITH MULTI-TRACK WAGERING DECISION FORM
(for clients with Synthesis only)

**\$50 for clients with trade-in of Synthesis TrackMaster and Wagering Decision Form*

Have the manual entry version? Ready for TrackMaster downloads?

TrackMaster version of PL3, PL4 or Synthesis \$100.00
Available only to those who have the manual entry version

Still good after all these years... SARTIN MANUALS AVAILABLE

THE 55% SOLUTION: Key to Exacta Profits \$32.00
A dynamic treatise on how to win exotics

THE PSYCHOLOGY OF WINNING \$25.00
Dr. Sartin's celebrated treatise on the subject that is 80% of winning.

CHAOS MANUAL \$25.00
An in depth study of Chaos theory applied to handicapping

Winning It ALL

I don't publish many sets of races like these. They happen. Certain clients, more bold than the majority, relish in wagering all the exotics. Not just Exactas but the Triples, Trifectas and Superfectas.

I get a lot of examples like this but most often the sender did not make all the bets his readouts might indicate. This one did.

Base bets were \$2 Win, Place. One dollar combinations except for the Quinella that costs \$2. He boxed so it cost more.

On just one race (the 8th) he won: \$1,115. It is the climax race of the triple for which you see readouts for only two sets of two consecutive wins. The favorite won the 5th and 7th. He didn't think sending the readouts was necessary, so, regrettably, we show no proof. Even without the Triples his profits are considerable.

On the one hand we deal with anxiety and clients who won't wager on Third Ranked horses or horses with odds over 6-1 and who stay out of short fields. Note that the winners of the 3rd and 4th race came from 7 horses fields.

On the other we have risk takers who can measure Risk/Reward and come out ahead. Way ahead.

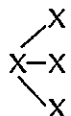
Their secret lies in the fact that they do not panic after several losing tries at the more exotic of the Exotics. They also heed the overall Value in certain Layoff horses when they rank high. They relish short fields. Like all of us they also see a lot of underlays winning in short fields but when they weigh these payoff against the Overlays they win from Hiding low odds horses in short fields, they show a substantial profit.

I'm not encouraging clients to take risks beyond their comfort level. However, one of recurring themes of reports from Validator users is that the V/DC readout points to more Exotics than any previous program. Their betting strategy as I have so often recommended:

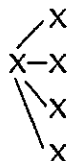
Exacta & Quinella: Box 3. Trifecta: Box 4. Superfecta: Box 5.

For those who can isolate one horse that Places or Shows (Exacta, Quinella, Trifecta), a Key Box might be in order.

KEY BOX A: You get four horses



KEY BOX B: You get five horses



This client preferred boxing. Here are his four races:

All RACES from Same DAY

3RD-6F

SA0330-36.30/117.00
BOTTOM LINE -- BETTING LINE

7 HORSE FIELD

PNCNAME	LdNT	SR	PR	BAL	LS	TIE	ODDS	TRKDIST.	M/L	DAYS	AGE
7 KICKI2		81	70	6	21.3		8-5	SA 6.0D	3/1	49	3
1 GRACI1		80	73	5	20.8		9-5	SA 6.0D	6/1	34	3
6 MARTI2		78	72	6	18.8		5-2	SA 7.0D	7/2	22	3✓
4 RACIN3		76	75	6	17.5		5-2	SA 6.0D	15/1	34	3
3 IRISH1		74	80	7	12.5		9-2	SA 6.5D	9/2	18	3

SYNTHESIS POWER RANKINGS AND FRACTALS

		PRIM										SUPP									
		B L T PRIM SUPP FRACT										E L C T H F F S F d T T									
		A S O										P P P P T E W X P X 2 S P									
#	PNCNAME LdNT	SR	L	P	T	LS	R	LS	R	E	L	N	ESP	SCBL	R	R	R				
1	1 GRACI1	80	5	1	4	15	2	8	2	3	2	2	E/P	4.0	2	2	2	4	1	2	2
2	3 IRISH1	74	7	4	5	28	5	25	5	5	5	4	E/P	4.0	5	4	5	1	3	5	5
3	4 RACIN3	76	6	5	2	23	4	18	3	2	4	5	EAR		1	5	4	3	4	3	4
4	6 MARTI2	78	6	3	3	21	3	17	4	4	3	3	EAR	1.0	4	3	3	2	1	4	4
5	7 KICKI2	81	6	2	1	14	1	7	1	1	1	1	E/P	2.0	3	1	1	5	2	1	1

SCBL Calculated by Program to Conform to Today's Pace

FRACTALS WEIGHTED: E=Early L=Late N=Normal

THE VALIDATOR

PNCNAME LdNT	TOT-R	TPV-R	TDC-R	V/DC-R
1 GRACI1	4	2	1	1
3 IRISH1	5	5	4	3
4 RACIN3	2	4	5	4
6 MARTI2	3	3	3	2
7 KICKI2	1	1	2	1

3583 — THIRD RACE. 6 1/2 Furlongs Purse \$37,000.
Fillies, 3 year olds. Claiming prices \$32,000-28,000.

Horse and Jockey	PP	1/4	1/2	3/4	Str.	Fin.	To\$1
Martal Mikey, Flores	6	31	31 1/2	11 1/2	14 1/2	9.30	
Kickin Clover, Espinoza	7	6 1/2	4 1/2	4 1/2	23	3.40	
Racing Rita, Enriquez	4	2nd	1st	2 1/2	32 1/2	12.20	
Irish Beauty, Valdivia	3	51	5 1/2	5 1/2	43	3.90	
Feminine Fury, Desormeaux	2	1st	2nd	31	53	1.00	
Gracious Lover, Hunter	1	4 1/2	6 1/2	6 1/2	61 1/2	11.50	
Kaytothepurse, Diaz	5	7	7	7	7	60.10	

Scratched — none. Claimed — Feminine Fury-Dolan Racing Stable, Engle & Friend-John Dolan Claimed — Kickin Clover-Flores & Lemalu Stable-AC Avila

6—Martal Mikey.....20.60 7.00 4.20
7—Kickin Clover.....5.40 3.80
4—Racing Rita.....5.60Time—0:22.41, 0:45.86, 1:11.29, 1:17.83, Clear & Fast.
Winner — br.f.3 Martal Law-Diamond Jude Tr-Craig A Lewis Own-Diamond & Spilka

\$1 Exacta (6-7) Paid \$45.70
 \$1 Trifecta (6-7-4) Paid \$357.30
 \$2 Quinella (6-7) Paid \$31.30
 \$1 Pick Three (4/5/6) Paid \$106.00

4th GP

BOTTOM LINE -- BETTING LINE

7 HORSE FIELD

used 2 times

HIDE#	PNcNAME	LdNT	SR	PR	BAL	LS	TIE	ODDS	TRKDISTS	M/L	DAYS	AGE	
(4)	6 CAPTA2		81	78	7	22.0		3-2	SA	6.0D	5/2	43	3
(6)	8 RASPB3		81	73	6	21.5		8-5	SA	5.5D	4/1	61	3
(2)	4 BANNI2		76	76	3	13.5	*	4-1	SA	5.5D	15/1	74	3
(3)	5 SARAT2		76	76	11	13.5	*	4-1	SA	6.5D	9/2	40	3
(1)	2 IT'S 1		75	80	5	13.0		4-1	SA	6.0D	15/1	26	3
(5)	8 RASPB1		68	79	10	6.0		9-1	SA	6.0D	4/1	61	3

SYNTHESIS POWER RANKINGS AND FRACTALS

														PRIM				SUPP								
			B	L	T	PRIM	SUPP	FRACT					E	L	C	T	H	F	F	S	F	d	T	T		
			A	S	O									P	P	P	T	E	W	X	P	X	S	P		
#	PNcNAME	LdNT	SR	L	P	T	LS	R	LS	R	E	L	N	ESP	SCBL	R	R	R	R	N						
1	2 IT'S 1	75	5	5	2	28	4	14	3	4	2	2	PRE	3.0	5	4	5	4	3	4	3	3	2	2		
2	4 BANNI2	76	3	4	1	24	3	12	2	1	1	1	E/P	1.0	6	1	4	6	1	5	1	4	1	1		
3	5 SARAT2	76	11	3	5	24	3	25	5	5	6	6	EAR	1.0	1	6	3	1	4	3	6	3	6	5	6	
4	6 CAPTA2	81	7	1	3	14	1	16	4	3	4	4	EAR		2	3	1	2	1	1	4	2	4	4		
5	8 RASPB1	68	10	6	6	36	5	28	6	6	5	5	EAR	3.0	4	5	6	5	5	6	5	6	6	5		
6	8 RASPB3	81	6	2	4	16	2	10	1	2	3	3	EAR	2.0	3	2	2	3	2	2	2	1	2	1	3	3

SCBL Calculated by Program to Conform to Today's Pace

SA0330- 4 6.0D \$24,000

BOTTOM LINE -- BETTING LINE

PNcNAME	LdNT	SR	PR	BAL	LS	TIE	ODDS	TRKDISTS	M/L	DAYS	AGE
6 CAPTA2		81	78	5	23.0		EVEN	SA 6.0D	5/2	43	3 ^S
8 RASPB3		81	73	5	22.3		EVEN	SA 5.5D	4/1	61	3 ^W
4 BANNI2		76	76	2	18.5	*	5-2	SA 5.5D	15/1	74	3
5 SARAT2		76	76	8	18.5	*	5-2	SA 6.5D	9/2	40	3 ^P

SYNTHESIS POWER RANKINGS AND FRACTALS

AFTER

														PRIM				SUPP																	
														B	L	T	PRIM	SUPP	FRACT					E	L	C	T	H	F	F	S	F	d	T	T
														A	S	O								P	P	P	T	E	W	X	P	X	S	P	
#	PNcNAME	LdNT	SR	L	P	T	LS	R	LS	R	E	L	N	ESP	SCBL	R	R	R																	
1	4 BANNI2	76	2	4	1	19	3	10	2	1	1	1	E/P	1.0	4	1	4	4	1	4	1	4	1	3	1	1	1	1	1	1	1				
2	5 SARAT2	76	8	3	4	19	3	19	4	4	4	4	EAR	1.0	1	4	3	1	3	3	4	3	4	4	4	4	4	4	4	4	4				
3	6 CAPTA2	81	5	1	2	13	1	12	3	3	3	3	EAR		2	3	1	2	1	1	3	1	3	2	3	3	3	3	3	3	3				
4	8 RASPB3✓	81	5	2	3	16	2	9	1	2	2	2	EAR	2.0	3	2	2	3	2	2	2	2	2	2	1	2	2	2	2	2	2				

SCBL Calculated by Program to Conform to Today's Pace

FRACTALS WEIGHTED: E=Early L=Late N=Normal

THE VALIDATOR

PNcNAME	LdNT	TOT-R	TPV-R	TDC-R	V/DC-R
4 BANNI2		1	2	1	1
5 SARAT2		4	3	4	3 ^P
6 CAPTA2		2	1	2	1 ^S
8 RASPB3		3	1	3	2 ^W

3584 — FOURTH RACE, 6 Furlongs Purse \$24,000, 3 year olds, Claiming prices \$40,000-35,000.

Horse and Jockey	PP	W	Y	Str.	Fin.	To\$1
Raspberry Slerpy, Rmsmy	6	3 ¹	2 ¹	1 ¹ 1 ⁵		5.30
Saratoga Affairs, Bravo	4	6 ⁹	3 nd	4 th 2 nd		4.60
Popular Year, Espinoza	7	1 ¹ 1 ¹	1 st 2 ¹	3 ¹ 6 ¹		1.60
Captain Ben, Garcia	5	2 ¹ 4 th	3 nd	4 th 2 nd		2.00
Bannister, Baird	3	5 ¹ 6 ¹	6 ¹	5 th 2 nd		17.60
Current Sea, Sorenson	2	4 th 5 ¹ 5 th	6 th 4 th			36.40
Del Mar Cool, Pincay	1	7	7	7	7	12.70

Scratched — Good Is A Given, It's Factual

8—Raspberry Slerpy.....12.60 3.40

5—Saratoga Affairs.....5.40 3.20

6—Captain Ben.....2.60

Time—0:22.36, 0:45.75, 0:58.22, 1:10.96. Clear & Fast.
Winner — bfg.3 Russian Courage-Raspberry Bundle Tr-LR
Carno Own-Barbara & Andy Kolbe

\$1 Exacta (8-5) Paid \$29.30

\$1 Trifecta (8-5-6) Paid \$106.90

\$2 Quinella (5-8) Paid \$31.80

\$1 Pick Three (8/6/8) Paid \$376.70

\$1 Superfecta (8-5-4-1) Paid \$596.90

DQ-Disqualification Popular Year was disqualified and placed sixth

6TH 8.5f

SA0330-5-4-60-15,000

SYNTHESIS POWER RANKINGS AND FRACTALS

FULL FIELD

BEFORE

#	PNcNAME	LdNT	SR	B.L.T			PRIM			SUPP			FRACT			PRIM			SUPP					
				E	L	N	E	L	N	E	L	N	E	L	N	E	L	N	E	L	N			
1	1 CUNN13		67	8	3	7	43	7	33	6	7	1	6	S/P	6.0	7	4	6	6	7	7	7	6	6
2	2 SI CH2		70	8	2	6	35	6	28	5	6	6	7	S/P	4.0	6	5	5	3	4	6	6	6	5
3	4 CRIMS2	1	80	6	4	1	12	1	5	1	2	1	1	S/P	1.0	4	2	1	1	2	1	1	1	1
4	57MULHO1		78	9	1	5	18	2	19	4	5	5	2	S/P	2.0	5	1	2	2	1	2	5	3	4
5	6 AMBER2	1	76	8	7	2	31	5	16	3	1	3	5	PRE		1	7	4	5	7	5	2	5	2
6	7 ENZO 3	1	76	8	6	3	25	4	16	3	3	2	4	PRE		2	6	3	1	5	4	4	4	2
7	8 OLE B3		80	9	5	4	20	3	13	2	4	4	3	PRE	1.0	3	3	1	4	3	3	3	2	3

SCBL Calculated by Program to Conform to Today's Pace

FRACTALS WEIGHTED: E=Early L=Late N=Normal

PN cNAME COMMENT (MOD)
57MULHO best SR on MY trk

SA0330- 6 8.5D \$15,000
BOTTOM LINE -- BETTING LINE

PNcNAME	LdNT	SR	PR	BAL	LS	TIE	ODDS	TRKDISTS	M/L	DAYS	AGE
4 CRIMS2	1	80	84	5	23.0		EVEN	SA	8.5D	5/2	22
8 OLE B3		80	84	7	22.3		EVEN	SA	8.0D	5/1	26
7 ENZO 3	1	76	84	6	19.0		2-1	SA	8.5D	4/1	26
6 AMBER2	1	76	84	6	15.8		7-2	SA	8.5D	4/1	25
2 SI CH2		70	80	6	14.3		7-2	SA	8.0D	15/1	26

SYNTHESIS POWER RANKINGS AND FRACTALS

AFTER				=====										PRIM			SUPP								
				B L T			PRIM			SUPP			FRACT						EL C T H F F S F			D T T			
				A S O															P P P T E W X P X			S P			
#	PNcNAME	LdNT	SR	L P T	L S R	L S R	E L N	ESP	SCBL				P P P	T E W	X P X				S P						
1	2 SI CH2		70	6	1	5	27	5	23	4	5	5	5	S/P	4.0	5	3	4	2	3	5	5	5	4	4
2	4 CRIMS2	1	80	5	2	1	10	1	5	1	2	1	1	S/P	1.0	4	1	1	1	1	1	1	1	1	1
3	6 AMBER2	1	76	5	5	2	24	4	14	3	1	3	4	PRE		1	5	3	4	5	4	2	4	2	2
4	7 ENZO 3	1	76	6	4	3	20	3	14	3	3	2	3	PRE		2	4	2	1	4	3	4	3	4	2
5	8 OLE B3		80	7	3	4	16	2	13	2	4	4	2	PRE	1.0	3	2	1	3	2	2	3	2	3	3

THE VALIDATOR

PNcNAME	LdNT	TOT-R	TPV-R	TDC-R	V/DC-R
2 SI CH2		5	4	4	5
4 CRIMS2	1	1	1	1	1
6 AMBER2	1	2	3	5	4
7 ENZO 3	1	3	3	3	3
8 OLE B3		4	2	2	2

3586 -- SIXTH RACE, 1 1/16 Miles Purse \$15,000, 4 year olds. Claiming price \$10,500.

Horse and Jockey	PP	1/4	1/2	3/4	Str.	Fin.	To\$1
Enzo The Baker, Pedroza	7	22	21	14	14	3.10	
Amber's Beau, Pincay	6	13 1/2	18	23	24	5.30	
Ole By Me, Flores	8	43 1/2	52 1/2	31 1/2	31 1/2	4.70	
Crimson Prospect, Bravo	4	3rd	32 1/2	44	42	2.90	
Si Charmant, Espinoza	2	8	8	71	51 1/2	22.30	
Cunning Fellow, Martinez	1	75	78	6nd	6 1/2	61.50	
Muholland, Desormeaux	5	5nd	4nd	53	75	3.00	
Dixie D., Jauregui	3	65	65	8	8	20.20	

Scratched -- none. Claimed -- Crimson Prospect-Andrew Simoff-Paul Aguirre Claimed -- Muholland-Craig Robertson-Craig Robertson Claimed -- Ole By Me-Petrosian Brothers Racing-Marco Salazar

7-Enzo The Baker	8.20	4.00	3.00
6-Amber's Beau	5.80	3.80	
8-Ole By Me	3.80		

Time--0:23.12, 0:46.19, 1:11.01, 1:37.21, 1:44.08. Clear & Fast. Winner -- b.g.4 Memo-Fort Silver Tr-Armando Lage Own-Ruben Sandoval

✓ \$1 Exacta (7-6) Paid \$28.40
✓ \$1 Trifecta (7-6-8) Paid \$99.50
✓ \$2 Quinella (6-7) Paid \$30.80
✓ \$1 Pick Three (8/6/7) Paid \$434.00
✓ \$1 Superfecta (7-6-8-4) Paid \$358.10

8th 6F

SA0330- 8 6.0D \$22,000

FULL Field

HIDE#	PNcNAME	LdNT	SR	BAL	LS TIE	ODDS	TRKDISTS	M/L	DAYS	AGE
(4)	5 VIDEO1	78		3 20.0	9-5	SA	6.0D	5/2	27	4
(2)	3 SKY C1	76		9 18.3	5-2	SA	6.5D	2/1	19	4
(6)	7 BENKO2	73		6 17.8	5-2	SA	6.0D	12/1	295	4
(5)	6 MEJOR2	73		9 13.5	4-1	SA	6.5D	6/1	19	4
(3)	4 MISS 1	67	1	8 10.3	5-1	SA	6.5D	10/1	19	4
(7)	8 THE N2	68		5 6.3	9-1	SA	6.5D	12/1	54	4
(1)	2 ICE C1	68	1	10 5.0	10-1	SA	6.5D	15/1	19	5

BEFORE

SYNTHESIS POWER RANKINGS AND FRACTALS

RIDE ON
FOR MAX

=====										=====										=====										=====									
										PRIM										SUPP																			
B L T PRIM SUPP FRACT										E L C T H F F S F d T										S P P T E W X P X T I P																			
A S O I																																							
=====										=====										=====																			
PNcNAME	LdNT	SR	L	P	T	LS	R	LS	R	E	L	N	ESP	SCBL	R	R	R	T	E	W	X	P	X	T	I	P													
2 ICE C1	1	68	10	6	5	38	7	33	6	5	7	7	EAR	1.0	3	6	5	6	7	5	6	7	6	7	6	7													
3 SKY C1	1	76	9	4	4	20	2	18	3	4	4	4	EAR	1.0	1	4	2	3	5	1	4	3	4	3	4	4													
4 MISS 1	1	67	8	2	7	32	5	30	5	7	6	5	EAR	5.0	7	2	7	1	1	7	7	5	7	5	7	6													
5 VIDEO1		78	3	5	1	16	1	5	1	1	1	1	EAR	1.0	2	1	1	5	4	2	1	1	1	1	1	1													
6 MEJOR2		73	9	1	6	27	4	23	4	6	5	6	EAR	3.0	6	2	4	4	2	4	5	4	5	4	5	5													
7 BENKO2		73	6	3	2	22	3	13	2	3	3	3	EAR		5	3	3	2	3	3	3	2	3	2	3	3													
8 THE N2		68	5	7	3	36	6	18	3	2	2	2	EAR	3.0	4	5	6	7	6	6	2	6	2	6	2	2													

SCBL Calculated by Program to Conform to Today's Pace
FRACTALS WEIGHTED: E=Early L=Late N=Normal

SA0330- 8 6.0D \$22,000
BOTTOM LINE -- BETTING LINE

PNcNAME	LdNT	SR	BAL	LS TIE	ODDS	TRKDISTS	M/L	DAYS	AGE
5 VIDEO1	78		3 21.5	8-5	SA	6.0D	5/2	27	4
7 BENKO2	73		6 21.0	8-5	SA	6.0D	12/1	295	4
6 MEJOR2	73		7 19.5	2-1	SA	6.5D	6/1	19	4
4 MISS 1	1	67	6 14.3	7-2	SA	6.5D	10/1	19	4
8 THE N2	68		4 13.8	4-1	SA	6.5D	12/1	54	4

AFTER

AFTER

SYNTHESIS POWER RANKINGS AND FRACTALS

#	PNcNAME	LdNT	SR	PRIM SUPP																					
				B L T PRIM SUPP				FRACT				PRIM SUPP													
				A S O	L S R	L S R	E L N	ESP	SCBL	R R R	P P T	T H F	S F d	T T											
				L P T	L S R	L S R	E L N	ESP	SCBL	R R R	P P T	T H F	S F d	T T											
1	4 MISS 1	1	67	6	2	5	24	4	25	5	5	4	EAR	4.0	5	2	5	1	1	5	5	5	5	5	5
2	5 VIDEO1		78	3	4	1	13	1	6	1	1	1	EAR	1.0	1	1	1	4	4	1	1	2	1	1	1
3	6 MEJOR2		73	7	1	4	21	3	18	4	4	4	EAR	3.0	4	2	3	3	2	3	4	3	4	3	4
4	7 BENKO2		73	6	3	2	18	2	12	2	3	3	EAR		3	3	2	2	3	2	3	1	3	2	3
5	8 THE N2		68	4	5	3	26	5	14	3	2	2	EAR	3.0	2	4	4	5	5	4	2	4	2	4	2

SCBL Calculated by Program to Conform to Today's Pace
FRACTALS WEIGHTED: E=Early L=Late N=Normal

THE VALIDATOR

PNcNAME	LdNT	TOT-R	TPV-R	TDC-R	V/DC-R
4 MISS 1	1	5	4	3	3
5 VIDEO1		1	1	1	1
6 MEJOR2		4	3	4	3
7 BENKO2		2	2	2	2
8 THE N2		3	3	5	4

3588 — EIGHTH RACE, 6 Furlongs Purses \$22,000.
Fillies & mares, 4 year olds & up, Cal-breds. Claiming
prices \$32,000-28,000.

Horse and Jockey	PP	%	1/2	Str.	Fin.	To\$1
Mejor, Sorenson	6	5 1/2	5 3/4	42	1nk	11.20
Benkool, Solis	7	4 1/2	3 1/2	31 1/2	2 1/2	12.90
Sky Companion, Dlahsyse	3	23 1/2	22 1/2	1hd	32	1.20
Flying Ice, Jauregui	1	1hd	1hd	21 1/2	4nk	4.90
Ice Cool Miss, Cardenas	2	8hd	7 1/2	64	5 3/4	49.40
The Naked North, Hunter	8	3 1/2	4 1/2	5 1/2	6 1/2	14.60
Miss Tekla, Bravo	4	9	8 1/2	8 1/2	7 3/4	17.70
Wicked Wonder, Atkinson	9	7 1/2	9	9	8 1/2	40.00
Video Voo Doo, Silva	5	6 1/2	6 1/2	7 1/2	9	2.90

Scratched — Diosa Claimed — Video Voo Doo-Cannon
Nevada-Ian PD Jory

6—Mejor	24.40	10.00	4.00
7—Benkool		12.90	4.40
3—Sky Companion			2.40

Time—0:22.02, 0:45.86, 0:59.10, 1:12.45. Clear & Fast.
Winner — b.f.4 Ole' Alekua Alekua Tr-Henry Moreno Own-Henry Moreno

\$1 Exacta (6-7) Paid \$100.40
\$2 Daily Double (5/6) Paid \$187.80
\$1 Trifecta (6-7-3) Paid \$478.20
\$2 Quintella (6-7) Paid \$88.00
\$1 Pick Three (7/5/6) Paid \$388.40

PROBABILITY CONVERGENCE ~

“Discovering Simplicity in a Complex World”

Thoroughbred horse racing is stochastic. Hence it is governed by *variables*. Each variable has a bearing on probabilities. e.g. The bettors chance of winning. In his original *Complete Guide...*, Tom Ainslie listed over 120 different variables he thought were important to consider. 55 of these were called **Plus Factors**. In addition, he presented 77 systematic ways to incorporate the Plus Variables, with each of the 77 having sub-guidelines for optimal use. The total added up to well over 200 factors. He was doing what he set out to do: giving his readers complete information with no subjective undertones. He lived up to his title.

All this was long before any kind of computer was available to all but corporate giants or the extremely wealthy. It was to be over ten years later that even minimal memory computers became available to the public and another 4 years until they became generally affordable.

With the Computer Age and, especially since the advent of Chaos Physics, the term “Probability Convergence” became a scientific buzz term. As computers began to hold expanded memory chips, the capacity for formulae to take multiple factors and, with minute weighting, condense - or “converge” them into one.

I must stress that CONVERGENCE and AVERAGING are distinctly different procedures. That is something very important to remember.

The key word is weighting. The search for truly accurate weighting of the many variables in handicapping requires long research; the kind of research that should be never-ending. The problem with most systems and methods is they reflect a few days of research and then go on the market. Many of the system sellers I know reach a conclusion first, then do the limited kind of research that justifies their conclusions.

This is not the way to do it as any ethical scientist will tell you.

Our early versions of DC/V, Entropy, all worked to a degree. Now, today, (I almost said finally, but in scientific research, there is no "finally") V/DC, works to produce higher paying winners better than any previous attempt to produce a properly weighted formula combining the power of Velocity and (Entropy) Deceleration. We are the only method to ever consider the inclusion of Entropy in our formulae. Shades of Expo '93 when James Quinn said that any mention of Entropy and half the audience would walk out.

Then came his question: "What is Entropy anyway?"

From a U.C.L.A. Ph.D. that question came as a supreme shock. How could one go through nine years at a highly regarded university and not know the meaning of the 2nd law of Thermodynamics. Tom Ainslie overheard the conversation. As a result, he and I became life long friends.

OK by me. But it's the inclusion of Entropy, properly weighted with Velocity that makes V/DC so powerful. Proof of this power is not simply my opinion but one expressed by hundreds of letters to Vox Populi.

The balance between Entropy and Velocity is extremely delicate. That's why previous programs, such as the misnamed "Entropy Pars" in Synthesis almost reached some consistent level of optimal positivity.

Almost, not quite.

Exhaustive research and experimentation from hundreds of races at tracks throughout North America finally produced the weighting that is primary in Validator's V/DC readout.

But how to make the V/DC readout incorporate *all* the various corollaries clients had found so helpful? Then I learned the recently developed formulae for "PROBABILITY CONVERGENCE".

Once again *I must stress* that Probability Convergence in no way represents Averaging! It is far different and requires intricate weighting. Without proper weighting Convergence is just a phrase that is completely meaningless.

I took a clue from Mark Cramer who, from our BL/BL selections, made such a high percentage of profit for himself (and the Maryknoll Fathers of New York). As a result Mark said that all we needed was BL/BL. It was the supreme readout and rendered all corollaries totally unnecessary, even confusing.

From someone I highly respected, this was indeed a challenge: create a readout equal to or superior to BL/BL. You will note in Ed French's statistical data at the conclusion of this article, that when BL/BL and V/DC are not tied, the V/DC readout produces a readout that is at least one better. So if Mark concluded that BL/BL was the penultimate, then V/DC is ultimate.

It is the Probability Convergence of the *best* of Primary and Supplemental, BL/BL and Entropy (Deceleration) weighted in such a manner that the eleven basic readouts that made up the Synthesis Primary and Supplemental corollaries are no longer needed.

All that remains to be considered in eliminating NON-contenders are Total Energy and

Primary Line Scores. Records of Early-Late by distance surface are also helpful but not essential. Balance is key to some winners. Too high a balance has not won many races. A few Turf events show higher winning balances when there is virtually no high Early Energy expended.

The Incremental Pace Graph merely confirms V/DC. In Validator 2 (VAL2) the program eliminates the fairly meaningless readouts, TPV and TDC, supplanting them with the most viable corollaries: Total Energy (TOT) Early Pace, Late Pace, CPR Composite Pace Rating, HE: Hidden Energy, FACTOR X and V/DC.

Through Probability Convergence all these Val2 readouts are within the structure of V/DC. Some clients still like to look at certain individual readouts. So in Val2 we also have a complete set of Synthesis corollaries shown under the BL/BL screen. For easier use we also include on this screen your personal comments:

FG0129- 5 8.2D \$26,000
BOTTOM LINE -- BETTING LINE (VAL2)

PNcNAME Ldt	SR	BAL	LS	TIE	ODDS	TRKDISTS	M/L	DAYS	AGE
X5*JOHN 2	91	7	23.5		EVEN	CD 8.5D	5/2	43	5
W6*MIDNI1	84	7	17.3		5-2	FG 8.5D	9/2	20	5
3?FARMA2	89	9	16.8		3-1	CD 8.5D	3/1	51	5
4?CRAFT1	85	10	11.0		5-1	FG 8.0D	9/2	55	5
1*RIGHT2	80	10	8.0		7-1	FG 8.5D	4/1	33	6
2?HEZA 2	83	11	7.5		8-1	HOU 8.5D	6/1	28	5
6*MIDNI2 1	75	8	4.0		12-1	FG 8.2D	9/2	20	5
1*RIGHT1 1	75	10	2.0		20-1	FG 8.2D	4/1	33	6

5 FAV. HIDE
for WITH
EXOTICS
ONLY

SYNTHESIS POWER RANKINGS AND FRACTALS

										PRIM				SUPP													
#	PNCNAME	Ldt	SR	B	L	T	PRIM		SUPP		FRACT			ESP	SCBL	E	L	C	T	H	F	F	S	F	Z	T	
				L	P	O	LS	R	LS	R	E	L	N			P	P	P	T	E	W	X	P	X	N	S	S
1	1*RIGHT1	1	75	10	6	8	45	8	37	7	8	8	4	LAT	12.0	6	4	8	7	7	7	6	8	6	7	8	8
2	1*RIGHT2		80	10	1	6	35	5	31	6	6	6	7	SUS	7.0	5	5	6	4	3	5	7	6	7	6	6	
3	2?HEZA	2	83	11	8	3	37	6	30	4	5	7	8	PRE	2.0	2	8	5	1	5	8	8	5	8	8	4	5
4	3?FARMA2		89	9	5	2	24	3	15	2	2	3	6	PRE		1	7	2	3	4	3	4	3	4	3	2	3
5	4?CRAFT1		85	10	2	5	31	4	19	3	3	4	5	SUS	4.0	4	6	3	6	5	4	3	4	3	5	3	4
6	5*JOHN	2	91	7	7	1	11	1	5	1	1	1	1	SUS	2.0	3	2	1	2	1	1	1	1	1	1	1	1
7	6*MIDNI1		84	7	3	4	21	2	13	2	4	2	2	LAT	8.0	5	1	4	5	2	2	2	2	2	2	5	2
8	6*MIDNI2	1	75	8	4	7	42	7	30	5	7	5	3	LAT	12.0	7	3	7	8	6	6	5	7	5	4	7	7

SCBL Calculated by Program to Conform to Today's Pace
FRACTALS WEIGHTED: E=Early L=Late N=Normal

PN CNAME COMMENT

- 1 *RIGHT TRY LINE 1 & 2 - KEEP BEST
- 2 ?HEZA LINE 1 TOO MANY BL - USE 2
- 3 ?FARMA LINE 2 ONLY DECENT ONE LAST 3
- 4 ?CRAFT GD SURFACE & TURF LAST 5-NO
- 5 *JOHN FAVORITE - USE LINE 2 -EXOTIC BET ONLY
- 6 *MIDNI PI LIKES LAST LINE BEST - USE - RAN TANDEM WITH RIGHT

FG0129- 5 8.2D \$26,000
TOTAL ENERGY & PRIMARY FACTORS (VAL2)

#	PNCNAME LdT	SR	TOT R	PRIMARY FACTORS							LS	R
				EPR	LPR	CPR	TT	HE	FW	FX		
1	1*RIGHT1 1	75	160.8-8	6	4	8	7	7	7	6	45	8
2	1*RIGHT2	80	162.1-6	5	5	6	4	3	5	7	35	5
3	2?HEZA 2	83	164.0-3	2	8	5	1	5	8	8	37	6
4	3?FARMA2	89	164.7-2	1	7	2	3	4	3	4	24	3
5	4?CRAFT1	85	162.8-5	4	6	3	6	5	4	3	31	4
6	5?JOHN 2	91	166.7-1	3	2	1	2	1	1	1	11	1
7	6?MIDNI1	84	163.9-4	5	1	4	5	2	2	2	21	2
8	6?MIDNI2 1	75	160.9-7	7	3	7	8	6	6	5	42	7

MADE FOR WIN

FG0129- 5 8.2D \$26,000
THE VALIDATOR (VAL2)

#	PNCNAME LdT	SR	BAL	TOT-R	EP-R	LP-R	CP-R	HE-R	FX-R	V/DC-T
1	OUT 1	75	10	8	6	4	8	7	6	7
2	1*RIGHT2	80	10	6	5	5	6	3	7	5
3	OUT	83	11	3	2	8	5	5	8	6
4	3?FARMA2	89	9	2	1	7	2	4	4	3
5	4?CRAFT1	85	10	5	4	6	3	5	3	4
6	5*JOHN 2	91	7	1	3	2	1	1	1	1
7	6*MIDNI1	84	7	4	5	1	4	2	2	2
8	OUT 1	75	8	7	7	3	7	6	5	6

PL 1 HIDE

THE VALIDATOR (VAL2)

#	PNCNAME LdT	SR	BAL	TOT-R	EP-R	LP-R	CP-R	HE-R	FX-R	V/DC-T
1	1*RIGHT2	80	6	4	3	2	4	2	4	2
2	3?FARMA2	89	5	1	1	4	1	3	3	2
3	4?CRAFT1	85	6	3	2	3	2	4	2	3
4	6*MIDNI1	84	3	2	3	1	3	1	1	1

P W

THE F6 FUNCTION KEY IN VALIDATOR 2

Validator2 (Val2) also uses a Function Key: F6. By marking several pace lines and pressing F6, the PI readout on your TrackMaster download screen shows the ranking of each line, selecting the one best liked by the program itself - The one some of you are refusing to enter.

WARNING: Do not enter a line where a horse is beaten by more than 7.75 lengths. We won only a single race where the winner was beaten by 8 lengths but it was against other soundly beaten horses. Keep final BL down to 7.75 or you could negate the power of F6.

You'll find no ad for Val2 in this issue. I don't want to risk offending those who can pick predictive pacelines successfully without such a tool. However, anyone interested can contact us.

Here's how it works. I've chosen the 9th race at GP from the VAL DEMO. It raised more controversy over paceline selection than any other Follow Up race in recent history. Here are the download lines for the four horses causing the most argument.

Note the letters **PI** at the right of the screen. It will rank as many lines as you indicate. This will cause some clients to enter every line for a horse and pick the best. Doing this will set you back to the dark ages. Focus on the last three comparable. Go back four only if there is an intervening line that is not from a comparable distance, surface or competition level of a different track.

ML=15/1

9 PIONEER SPIRIT

AGE=6

COMMENT:

EQUALIZED, NORMALIZED AND ADJUSTED

L	DAYSTRK	RCODISTSd	1STC	2NDC	FINC	BL1	BL2	BLS	BLF	SR	L	PI
1	[58MED	5FT 6.0D	22.5	45.1	121.5	1.60	0.20	0.15	0.20	91	1	1
2	72MED	10FT 6.0D	22.5	44.8	121.4	1.70	4.50	3.50	5.00	87	2	
3	[113MED	8FT 6.0D	22.9	45.5	121.7	0.00	1.60	4.50	8.60	82	3	2
4	130MTH	9FT 6.0D	22.1	45.0	120.9	1.20	0.20	0.00	0.00	94	4	
5	155CBY	4FT 6.0D	21.8	44.4	122.2	2.70	2.10	2.00	0.00	88	5	
6	177MTH	6FT 6.0D	22.5	45.2	121.4	3.00	1.50	2.50	0.80	91	6	
7	214MTH	8FT 6.0D	22.0	44.6	122.1	7.10	6.50	1.50	0.00	88	7	
8	246HIA	4FT 7.0D	22.7	44.9	121.5	1.00	1.00	0.00	0.00	91	8	
9	259HIA	4FT 7.0D	22.6	45.0	122.4	2.00	0.50	0.00	0.00	87	9	
A	271HIA	6FT 7.0D	22.9	45.9	122.5	2.10	0.60	5.00	5.40	81	A	

ML= 5/1

4 POWERFUL GOER

AGE=6

COMMENT:

EQUALIZED, NORMALIZED AND ADJUSTED

L	DAYSTRK	RCODISTSd	1STC	2NDC	FINC	BL1	BL2	BLS	BLF	SR	L	PI
1	[44CD	10GD 6.5D	22.0	44.4	121.3	6.50	5.60	1.60	1.50	91	1	2
2	70CD	9FT 7.5D	22.1	44.7	120.4	2.80	6.60	9.00	11.80	85	2	
3	[79KEE	7FT 6.5D	21.4	43.9	121.0	6.00	5.60	1.60	0.00	94	3	1
4	127HAW	4FT 8.5Dx	23.0	45.7	122.2	2.65	2.65	2.80	2.80	85	4	
5	171HAW	5FT 8.5Dx	23.2	46.2	122.9	1.05	1.05	1.10	1.10	84	5	
6	204CD	8FT 8.0Dx	22.5	44.8	121.7	1.00	1.00	1.85	1.85	89	6	
7	218CD	7FT 8.5Dx	23.7	47.2	123.0	1.25	1.25	1.80	1.80	82	7	
8	240CD	9FT 7.0D	22.7	45.3	121.6	2.70	3.70	3.20	1.80	89	8	
9	263KEE	7FT 6.5D	22.5	44.8	120.8	3.10	5.20	4.00	4.30	91	9	
A	282KEE	7FT 7.0D	21.0	42.5	120.2	3.00	3.00	4.00	6.50	92	A	

ML= 6/1

3 CALL ME MR. VAIN

AGE=6

COMMENT:

EQUALIZED, NORMALIZED AND ADJUSTED

L	DAYSTRK	RCODISTSd	1STC	2NDC	FINC	BL1	BL2	BLS	BLF	SR	L	PI
1	[169DEL	4FT 8.5Dx	22.5	44.8	121.4	0.50	0.50	1.25	1.25	91	1	2
2	[189MTH	10FT 9.0Dx	22.6	45.0	120.7	0.25	0.25	0.00	0.00	96	2	1
3	[211MTH	9FT 8.5Dx	23.2	46.2	121.9	0.00	0.00	0.00	0.00	89	3	3
4	225SUF	1FT 8.3Dx	23.2	46.2	123.1	0.30	0.30	0.08	0.08	84	4	
5	239SUF	10FT 8.3Dx	22.1	44.1	121.3	0.08	0.08	0.25	0.25	92	5	
6	253SUF	10FM 8.3T										
7	274HIA	6FM 8.5T										
8	292HIA	10FT 8.5Dx	23.1	46.1	122.5	0.00	0.00	0.75	0.75	86	8	
9	339GP	9FM 8.5Tx	23.4	46.7	122.7	0.00	0.00	4.90	4.90	80	9	
A	646HIA	10FM 8.5T										

ML= 3/1

8 THRILLIN DISCOVERY

AGE=5

COMMENT:

EQUALIZED, NORMALIZED AND ADJUSTED

L	DAYSTRK	RCODISTSd	1STC	2NDC	FINC	BL1	BL2	BLS	BLF	SR	L	PI
1	[21CRC	1FT 7.0D	21.5	44.0	121.3	2.80	3.60	3.50	0.00	92	1	2
2	[63GP	8FT 7.0D	21.9	44.3	120.4	1.80	3.70	7.00	6.80	90	2	2
3	[92CRC	1GD 6.0D	20.9	43.4	120.4	2.20	0.70	1.70	3.30	94	3	1
4	133CRC	3FT 6.5D	22.0	45.1	121.6	1.60	1.00	0.15	0.00	91	4	
5	162CRC	4FT 6.0D	21.8	45.0	121.7	1.40	3.10	3.10	0.00	91	5	
6	203CRC	10SY 7.0D	21.0	43.3	120.7	2.10	2.00	0.00	0.00	96	6	
7	231CRC	7FT 6.0D	21.4	44.0	121.5	2.00	1.60	1.00	2.30	89	7	
8	259HIA	9FT 7.0D	22.1	43.4	120.6	2.50	3.50	3.00	1.30	95	8	
9	303GP	10FT 7.0D	21.5	43.5	119.7	3.10	3.60	8.10	13.40	87	9	
A	330GP	10FT 7.0D	22.0	44.4	120.8	0.00	0.00	0.50	2.80	92	A	

FG JAN 29, 2000(SAT) -- FLASH CHARTS

5 CL 4+ \$26,000 8.2D GD Cloudy PFT=139.2 PR=89 TV=6

6-MIDNIGHT KLUGH	17.40	8.00	3.60
1-RIGHT REVVED		6.20	3.00
5-JOHN U TO BERRY			2.40

SCRATCHED (NONE)

Exacta	6-1	64.40
Quinella	1-6	29.40
Trifecta	6-1-5	195.80

Today's track is Gulfstream. Distance 7 Furlongs. Track Fast.

PIONEER SPIRIT. Under PI the program likes line 1 best. We have no reason to go back to an even better line at Monmouth 4 races back. The horse has never raced at GP. Neither have 3 of the 4 in question. So we accept the Equalized, Normalized and Adjusted line 1 from Monmouth.

POWERFUL GOER: KEE and **CD** are comparable. Line 2 shows the horse beaten by 11.8 lengths. A throw-out line. Line 1 is on a Good Track. The download has never consistently quite distinguished between GD and Fast. Unless you have a problem going back 79 days to **KEE**, we'll accept the PI and use line 3.

CALL ME MR. VAIN: No sprints. 7 furlongs is an ideal distance for accepting Extracted Lines. PI says line 2 from **CD** is best. **CD** is comparable so let's use it. If you can Extract a line for the Favorite (**YANK**), certainly Extraction is applicable for an Overlay.

THRILLING DISCOVERY: Here's a good example of a race where using one's intelligence and/or experience comes in handy. Some clients argued vociferously that, since the program liked line 3 best we should use it. My question to them was: In this 7 furlong Race is a 6 furlong race on a Good Track, beaten 3.5 lengths. SR 94, Comparable to a 7 furlong race (Today's Distance) on a Fast Track. SR 91? Ask yourself this question with an eye toward the fact that the 94 SR on a GD Track was the highest SR in the horse's 10 race history and represents its only win in those 10 races.

Naturally I used the last line. Since the horse is still running it was the correct decision.

BEFORE

#	PNCNAME	LdT	SR	B A L	T O T
1	2 DEUCE1		89	13	Z
2	2 DEUCE3		90	15	Y
3	3 CALL 2x		96	10	6
4	4 POWER1		91	13	9
5	4 POWER3		94	11	3
6	5 LIMES3		87	12	1
7	6 YANKE2x		95	10	2
8	7 DEEP 1 1		88	15	7
9	7 DEEP 3		90	14	8
0	8 THRIL1 1		92	13	4
1	9 PIONE1		91	14	X
2	10 FLASH1		92	12	5

PRIMARY FACTORS

LS	R
65	Z
62	Y
24	2
43	6
25	3
55	9
23	1
57	X
46	7
35	4
49	8
36	5

AFTER

#	PNCNAME	LdT	SR	B A L	T O T
1	3 CALL 2x		96	7	6
2	4 POWER3		94	6	3
3	5 LIMES3		87	6	1
4	6 YANKE2x		95	5	2
5	8 THRIL1 1		92	8	4
6	10 FLASH1		92	7	5

PRIMARY FACTORS

LS	R
19	2
20	3
33	6
18	1
26	4
28	5

GP0109- 9 7.0D \$45,000

THE VALIDATOR (VALP)

#	PNCNAME	LdT	SR	BAL	TOT-R
1	3 CALL 2x		96	6	5
2	4 POWER3		94	5	2
3	6 YANKE2x		95	4	1
4	8 THRIL1 1		92	7	3
5	10 FLASH1		92	6	4

EP-R
5
4
1
2
3

LP-R
1
2
4
3
5

CP-R
1
3
2
4
5

HE-R
1
2
3
5
4

FX-R
4
1
5
2
3

V/DC-T
1
2
3
4

1 HIDE ODDS

Decisions to Hide, before knowing the final odds were taken from the above screens, After Hides, we're left with 6 horses. Now YANKEE is hidden for odds. It was the 1.1-1 favorite.

9 ALW 4+ NW2\$3MX \$45,000 7.0D FT Clear PFT=121.8 PR=93 TV=4

1	1 Bold Fact	E S Prado	8.30
2	2 Deuce Court	R G Davis	32.00
3	3 Call Me Mr. Vain	J R Velazquez	17.10
4	4 Powerful Goer	E Coa	5.40
5	5 Limestone	G K Gomez	39.70
6	6 Yankee Victor	J F Chavez	<i>HIDE for WIN - 1.10</i>
7	7 Deep Gold	M E Smith	12.20
8	8 Thrillin Discovery	J Castellano	4.60
9	9 Pioneer Spirit	J A Santos	34.40
10	10 Flashing Tammany	S J Sellers	16.80

SCRATCHED (NONE)

Hiding Yankee, we're left with this:

THE VALIDATOR (VAL2)

#	PNCNAME Ldt	SR	BAL	TOT-R	EP-R	LP-R	CP-R	HE-R	FX-R	V/DC-T
1	3 CALL 2x	96	5	4	4	1	1	1	4	1 W
2	4 POWER3	94	4	1	3	2	2	2	1 P	2
3	8 THRIL1 1	92	6	2	1	3	3	4	2	3
4	10 FLASH1	92	5	3	2	4	4	3	3	3

GP JAN 9, 2000 (SUN) -- FLASH CHARTS

9 ALW 4+ NW2\$3MX \$45,000 7.0D FT Clear

3-CALL ME MR. VAIN	36.20	15.80	10.00
4-POWERFUL GOER		6.60	4.60
5-LIMESTONE			10.80

SCRATCHED (NONE)

Exacta

3-4

✓ 229.20

I know for a fact that many clients are **not** going through this simple process:

- (1) Entering a number of horses and then Hiding all but the top 6 Primary Screen Ranked Horses.
- (2) Viewing the Primary Screen After Hides.
- (3) Hiding Horses paying Less than 5-2 (Or whatever your minimum)
- (4) Betting by odds; paying Less attention to Corollaries and focusing on V/DC Rankings relative to odds.

LINEAR SPREADSHEETS - A VIABLE WAY VS. THE COMMON WAY

I'm still a little surprised at the number of clients making Corollary spreadsheets measuring the Average Value of each corollary. Long research proves that, for those following directions, ALL of them averaged separately produce a rank of 2.89. The Speed Rating itself averages 3.1. Winning Balance averages 6.45 and the top 5 and ties in Total Energy produce 96% of the winners. The caveat, once again is: Following Directions.

Ed French has created a really useful spreadsheet. He has some personal rules about class and odds with which I disagree. BUT he wins and that's really all I ask.

Instead of trying to rank each corollary separately, he merely uses the ranking for Total Energy and the Primary Line Score. I cut up his summary, putting the results of the E-L graph to the far right.

Here you see 79 races done over 11 racing days at Calder. This means he found 7.18 races per day "playable" (his terms). How he bet them is his business. I know he wins because he lives in Indiana but all his mail is posted from Tennessee, Kentucky and Florida. He and his family are vagabond handicappers and apparently are having a ball.

They do not wager on horses paying over 6-1. However, 34 of these 79 races were won by horses paying 5-2 or over. Their average odds were 3:5-1. The vast majority of their winners ranked #1 in V/DC. 40 winners paid less than 2-1. Presumably they passed most of these races. Even if they didn't $9 \times 34 = \$306$. Hence, their profit is based on how many they passed. Even if they only passed 20 of the races paying 2-1 or less. They bet 59 races @ \$4 (base bet) = \$236. So, their minimum profit was \$70 (based on \$2 bets). That's only a mathematical projection. However, since All But 8 of the 79 races were won by the Top 2 V/DC, their true profit was obviously much more.

C A L D E R R A C E T R A C K

Sorted By V/DC

79 Races - Odds 6-1 or Less

May 23 Through June 6, 2000

	Date	Dist	Class	Age	Sex	Purse	To/Eng	TR	LS	BL/BL	V/DC	L/EG
1	5/28	5.0 D	OC	3+	F	22.5k	171.00	1.0	1.0	1.0	1.0	-7.0
2	5/29	5.0 D	CL	3+		10.0k	167.60	(4.0)	(4.0)	(4.0)	3.0	-18.4
3	6/4	5.0 T	CL	3+		17.5k	173.70	1.0	1.0	1.0	1.0	0.0
4	6/5	5.0 D	AL	3+	F	22.5k	168.90	3.0	1.0	1.0	1.0	-3.6
5	6/6	5.0 D	MS	3+		21.5k	171.10	1.0	1.0	1.0	1.0	-0.9
6	5/23	6.0 D	AL	3.0	F	22.5k	168.50	2.0	2.0	2.0	2.0	16.7
7	5/23	6.0 D	ST	3.0		32.0k	173.60	2.0	2.0	3.0	2.0	8.8
8	5/26	6.0 D	CL	3.0		09.0k	166.60	2.0	1.0	1.0	1.0	17.0
9	5/26	6.0 D	CL	3.0		12.5k	169.50	1.0	1.0	1.0	1.0	17.8
10	5/26	6.0 D	CL	3.0		19.5k	171.20	1.0	1.0	1.0	1.0	10.0
11	5/27	6.0 D	CL	3+		07.0k	168.50	2.0	1.0	1.0	1.0	-5.2
12	5/27	6.0 D	CL	3+		12.0k	169.90	1.0	1.0	1.0	1.0	3.0
13	5/27	6.0 D	AL	3.0		22.5k	170.80	1.0	1.0	1.0	1.0	2.0
14	5/27	6.0 D	MC	3+		07.0k	169.40	1.0	1.0	1.0	1.0	9.0
15	5/28	6.0 D	CL	3.0	F	09.0k	167.60	1.0	1.0	1.0	1.0	5.5
16	5/28	6.0 D	ST	3+		32.0k	172.00	1.0	1.0	1.0	1.0	11.4
17	5/29	6.0 D	CL	3+		17.5k	171.50	1.0	1.0	1.0	1.0	6.0
18	5/29	6.0 D	CL	3+		10.0k	167.80	2.0	1.0	1.0	1.0	5.4
19	5/30	6.0 D	MS	3+	F	21.5k	168.00	3.0	3.0	3.0	2.0	6.3
20	6/2	6.0 D	MC	3+		08.0k	167.90	2.0	1.0	1.0	1.0	9.8
21	6/2	6.0 D	CL	3+	F	07.0k	165.40	2.0	2.0	2.0	2.0	-0.2
22	6/2	6.0 D	CL	3+	F	08.0k	165.90	3.0	2.0	2.0	1.0	1.5
23	6/3	6.0 D	CL	3+		8.0K	170.70	1.0	1.0	1.0	1.0	17.5
24	6/3	6.0 D	CL	3+	F	12.0K	168.60	3.0	2.0	2.0	2.0	12.6
25	6/4	6.0 D	MC	3.0		15.0k	167.20	1.0	1.0	1.0	1.0	9.5
26	6/6	6.0 D	CL	3.0		23.5k	169.40	2.0	1.0	1.0	1.0	4.0
27	5/26	6.5 D	MC	3+		12.5k	168.40	1.0	1.0	1.0	1.0	9.1
28	5/27	6.5 D	MC	3+	F	07.0k	166.20	2.0	1.0	1.0	1.0	5.0
29	5/29	6.5 D	CL	3+	F	14.0k	167.70	3.0	2.0	2.0	2.0	6.3
30	6/6	6.5 D	MC	3+		12.5k	165.20	(4.0)	2.0	2.0	1.0	0.0
31	5/27	7.0 D	AL	3+		24.0k	170.90	2.0	1.0	1.0	1.0	4.0
32	5/28	7.0 D	CL	3.0		12.0k	168.90	2.0	1.0	1.0	1.0	-5.5
33	5/29	7.0 D	AL	3+		22.5k	172.00	1.0	2.0	1.0	1.0	4.0
34	5/30	7.0 D	AL	3+		25.0k	171.50	1.0	1.0	1.0	1.0	5.5
35	5/30	7.0 D	AL	3+	F	22.5k	170.00	1.0	1.0	1.0	1.0	5.5
36	6/2	7.0 D	AL	3+	F	25.0k	168.90	1.0	1.0	1.0	1.0	14.0
37	6/3	7.0 D	CL	3+		7.0K	168.80	1.0	1.0	1.0	1.0	4.0
38	6/3	7.0 D	OC	3+		22.5K	172.40	1.0	1.0	1.0	1.0	6.3

	Date	Dist	Sur	Class	Age	Sex	Purse	Tot/Eng	TR	LS	BL/BL	V/DC	L/EG
39	6/4	7.0	D	CL	3.0		12.0k	167.90	1.0	1.0	1.0	1.0	-3.9
40	6/5	7.0	D	MC	3+	F	07.0k	163.80	1.0	2.0	2.0	2.0	-5.8
41	6/6	7.0	D	CL	3.0	F	12.0k	167.50	1.0	1.0	1.0	1.0	1.5
42	6/6	7.0	D	CL	3+	F	07.0k	168.60	1.0	2.0	2.0	2.0	6.3
43	5/28	7.5	T	MS	3+		21.5k	168.50	1.0	3.0	3.0	3.0	16.9
44	5/30	7.5	T	AL	3+		22.5k	166.30	2.0	1.0	1.0	1.0	-10.0
45	5/30	7.5	T	AL	3+		22.5k	165.00	2.0	1.0	1.0	1.0	-9.9
46	6/3	7.5	T	OC	3+		26.0K	170.10	1.0	1.0	1.0	1.0	3.8
47	6/4	7.5	T	AL	3+		22.5k	166.70	2.0	1.0	1.0	1.0	-17.4
48	6/2	8.0	T	MS	3+		21.5k	160.30	3.0	3.0	3.0	3.0	-7.7
49	6/4	8.0	D	CL	3+		06.0k	160.10	(4.0)	2.0	2.0	2.0	-6.5
50	6/5	8.0	D	OC	3+	F	24.0k	165.90	1.0	1.0	1.0	1.0	-14.4
51	6/6	8.0	D	OC	3+		24.0k	162.80	3.0	1.0	1.0	1.0	-10.5
52	5/23	8.5	D	CL	3+		16.0k	158.40	4.0	4.0	4.0	4.0	4.8
53	5/23	8.5	T	AL	3.0		24.0k	165.00	1.0	1.0	1.0	1.0	-8.4
54	5/23	8.5	T	AL	3+	F	22.5k	160.50	3.0	3.0	3.0	2.0	-3.2
55	5/26	8.5	T	CL	3+	F	17.5k	160.40	(4.0)	(4.0)	(4.0)	(4.0)	-11.2
56	5/26	8.5	T	AL	3+	F	25.0k	163.10	3.0	3.0	3.0	2.0	-5.7
57	5/26	8.5	D	CL	3+	F	07.0k	159.80	1.0	1.0	1.0	1.0	-4.5
58	5/27	8.5	T	AL	3+		22.5k	166.00	1.0	2.0	3.0	2.0	-11.4
59	5/27	8.5	T	ST	3+	F	150.0k	166.40	2.0	1.0	1.0	1.0	-19.4
60	5/28	8.5	T	MS	3+	F	21.5k	160.20	3.0	3.0	4.0	3.0	-5.5
61	5/28	8.5	D	MC	3+		07.0k	160.50	1.0	1.0	1.0	1.0	8.3
62	5/29	8.5	D	CL	3+		07.0k	159.80	3.0	2.0	2.0	2.0	-1.2
63	5/29	8.5	T	AL	3+		25.0k	163.80	3.0	2.0	2.0	1.0	-11.5
64	5/29	8.5	D	ST	3+		75.0k	166.00	1.0	1.0	1.0	1.0	-8.5
65	5/30	8.5	D	MC	3+	F	07.0k	156.80	1.0	2.0	2.0	2.0	-6.0
66	6/2	8.5	T	MS	3+	F	21.5k	160.00	1.0	1.0	1.0	1.0	-9.7
67	6/2	8.5	D	AL	3+		22.5k	162.60	1.0	3.0	4.0	3.0	7.7
68	6/3	8.5	D	CL	3+	F	10.0K	159.10	4.0	3.0	4.0	3.0	6.1
69	6/3	8.5	D	AL	3+		25.0K	160.40	1.0	1.0	1.0	1.0	5.0
70	6/3	8.5	T	ST	3+	F	32K	163.60	3.0	3.0	3.0	3.0	3.8
71	6/3	8.5	D	CL	3+		9.0k	160.40	1.0	1.0	1.0	1.0	-24.7
72	6/4	8.5	D	MC	3+		12.5k	153.80	4.0	2.0	2.0	1.0	-22.2
73	6/4	8.5	D	CL	3+		14.0k	161.50	1.0	1.0	1.0	1.0	-10.7
74	6/4	8.5	T	ST	3+		32.0k	169.20	1.0	1.0	1.0	1.0	-21.7
75	6/4	8.5	D	AL	3+	F	22.5k	160.80	1.0	1.0	1.0	1.0	-13.4
76	6/5	8.5	T	CL	3.0	F	19.5k	169.40	2.0	1.0	1.0	1.0	-9.7
	Date	Dist	Sur	Class	Age	Sex	Purse	Tot/Eng	TR	LS	BL/BL	V/DC	L/EG
77	6/5	8.5	D	ST	3+		32.0k	161.90	2.0	1.0	1.0	1.0	-15.5
78	5/30	9.0	T	OC	3+		24.0k	167.30	1.0	1.0	1.0	1.0	-18.9
79	6/6	9.0	T	MS	3+	F	21.5k	160.20	3.0	2.0	3.0	2.0	-27.9

CODE: Date, Dist., Age, Sex, Purse and Tot/Eng
are all self-explanatory.

TR - Total Energy Ranking
 LS - Primary Line Score Ranking
 BL/BL - Bottom Line Betting Line Tier
 V/DC - VALIDATOR'S primary Ranking - Velocity/ Deceleration

L/EG - Late-Early Graph.
 They showed great wisdom in using this BY DISTANCE.

SAME Time Frame - TURF RACES. Sorted by V/DC

	Date	Dist	Surf	Class	Age	Sex	Purse	Tot/Eng	TR	LS	BL/BL	V/DC	L/EG
40	5/23	8.5	T	AL	3.0		24.0k	165.00	1.0	1.0	1.0	1.0	-8.4
42	5/27	8.5	T	ST	3+	F	150.0k	166.40	2.0	1.0	1.0	1.0	-19.4
44	5/29	8.5	T	AL	3+		25.0k	163.80	3.0	2.0	2.0	1.0	-11.5
46	6/2	8.5	T	MS	3+	F	21.5k	180.00	1.0	1.0	1.0	1.0	-9.7
51	6/4	8.5	T	ST	3+		32.0k	169.20	1.0	1.0	1.0	1.0	-21.7
53	6/5	8.5	T	CL	3.0	F	19.5k	169.40	2.0	1.0	1.0	1.0	-9.7
65	5/23	8.5	T	AL	3+	F	22.5k	160.50	3.0	3.0	3.0	2.0	-3.2
66	5/26	8.5	T	AL	3+	F	25.0k	163.10	3.0	3.0	3.0	2.0	-5.7
67	5/27	8.5	T	AL	3+		22.5k	166.00	1.0	2.0	3.0	2.0	-11.4
74	5/28	8.5	T	MS	3+	F	21.5k	160.20	3.0	3.0	4.0	3.0	-5.5
77	6/3	8.5	T	ST	3+	F	32K	163.60	3.0	3.0	3.0	3.0	3.8
79	5/26	8.5	T	CL	3+	F	17.5k	160.40	4.0	4.0	4.0	4.0	-11.2
	Date	Dist	Surf	Class	Age	Sex	Purse	Tot/Eng	TR	LS	BL/BL	V/DC	L/EG
34	5/30	7.5	T	AL	3+		22.5k	166.30	2.0	1.0	1.0	1.0	-10.0
35	5/30	7.5	T	AL	3+		22.5k	165.00	2.0	1.0	1.0	1.0	-9.9
36	6/3	7.5	T	OC	3+		26.0K	170.10	1.0	1.0	1.0	1.0	3.8
37	6/4	7.5	T	AL	3+		22.5k	166.70	2.0	1.0	1.0	1.0	-17.4
72	5/28	7.5	T	MS	3+		21.5k	168.50	1.0	3.0	3.0	3.0	-16.9

In 79 races the V/DC rank of 1st or 2nd dominate. Only two winners ranked worse than 3. Two 4ths out of 79 races is less than 3 percent. Four winners ranked 4th in Total Energy - 5.06%. That's even better than our Top 5 TE statistic. While somewhat cautious and not betting horses paying over \$14, Ed French is a brilliant handicapper and he makes an almost perfect spreadsheet that is beneficial to both himself and to me for analysis.

The last few races were on the turf only. We see that most sprints under 7.5 furlongs ran Early. The class of horses and the track itself produced Late winners in most Dirt Routes. Only 3 of the 17 Turf races ran Early. 2 were 3.8 Early - hardly Early at all. 1 was truly Early - 16.9.

In all 79 races BL/BL and V/DC were either tied or, in 12 instances, V/DC outranked and out tiered BL/BL by one. That's 15% or 3 more wins in 20 races.

AN IDEAL SPREADSHEET

Ed inspired me to draw up what I call the **Ideal Spreadsheet**. If those of you who seem to love making spreadsheets would make one like this, I guarantee that your efforts will show dramatic improvement.

THE IDEAL SPREADSHEET

#	Dt	Dis	Sur	Sx	E/L	PLS	SLS	TotR	BL/BL	RANK V/DC	ML	FINL ODDS	1	2	BET Y/N	R
---	----	-----	-----	----	-----	-----	-----	------	-------	--------------	----	--------------	---	---	------------	---

CODE: Obvious Factors:

PLS	-	Primary Line Score
SLS	-	Supplemental Line Score
TOTAL ENERGY	-	Ranking
BL/BL	-	Bottom Line Betting Line - Both Line Score and Tier Level
V/DV	-	Velocity/Deceleration
ML	-	Morning Line
Final ODDs	-	
Bet Y/N	-	The Two horses you bet to win
R	-	Result

What you see above is really all you need to know and all I need to see in order to help you if the going gets rough. Play around with it. Add or take away from it, and you'll be right back where you started: floundering in a sea of corollaries that, for most clients - not all - are more difficult to interpret.

ONCE AGAIN The caveat: All stats and results are based on you following instructions and not going off half-cocked with mainstream oriented nonsense!

CONCLUSION: Throughout the history of man wagering on horse races, handicappers have sought a single factor that would produce a wealth of non obvious winners at a profit. With the advent of new age science we have uncovered the formula for "Probability Convergence."

This was not possible before the age of advanced computer technology. Even with this phenomenal boost to progress, linear minds are still "averaging" factors in an effort to create something as powerful as our V/DC. Averaging is not the answer. Those who believe it is are ignoring a basic fact the Germans call Gestalt: The whole is greater than the sum of its parts.

VOX POPULI

The Clients Speak

FROM ELLIS STARR, TRACKMASTER

Dear Doc and Staff,

If you haven't seen the announcement, on July 6 we were acquired by Equibase and will continue to operate as a wholly owned subsidiary of Equibase as Axcis/TrackMaster.

In case clients of yours call or write, please assure them that nothing will change

Ellis Starr, TrackMaster

Dear Sartin Family,

I would like to thank you very much for your software Synthesis, which I had just recently purchased from you. I have gotten very outstanding consistent results using your program as mentioned in you follow Up material. I would like to know if I could try the Validator demo disk mentioned in the Follow Up. If it is still available could you send it to me? Thank you very much for all your effort into making winning at racing possible.

E.Z., Connecticut

Doc,

I must admit to you that I (like many) tried to do more things than necessary with the program alone and mixing it with 'The Hats' and Bob Cochran's and (almost forgot) the Pace Calculator. Talk about spoiling the soup!!!

I have taken "all" other programs out of my computer and am now a "true" convert.

I will no longer purchase any other computer program unless it has the Sartin name on it. Just to let you know, I do read all Follow Ups religiously 2-3 times at least. I love them even though am just beginning my infant journey into wagercapping.

B.B., California

RESPONSE FROM A CLIENT TO A FRIEND:

Al,

You won't believe just how easy Howard has made things. No more typing of pacelines (I too did it for over 15 years), all adjustment ARE DONE when you download from Trackmaster (only \$1 a card!). It's truly amazing. Never in my wildest dreams thought it would come to this. NO more excuses for losing. NONE. Howard has COMPLETELY addressed every aspect... if someone WANTS to win and make money. It's all right there in the methodology. Does just about everything but go to the window, and even that's become very simple by picking up your phone and dialing an 800# and making your wagers. You can look at a live tote as well from the comfort of your home. Nothing like the old days thanks to Doc's unbelievable work and devotion to his clients. He's not only a genius, but he has given to so many for so long.

If you're serious Al, take advantage of what the Methodology has to offer. I wouldn't steer you wrong.

Always glad to help if I can.

E.A., Nevada

Doc,

RE: Validator

This program is the best that I have seen, both yours and all of the others, past and present. We are using the TM version.

I want to take this opportunity to thank you for answering my letter regarding races at GP for March 15, 2000. Also thanks for the Val demo disk. Yes it does go out of the program when you return to the race menu, however we can work around that. I was mostly interested in your pace line selection in the two races that you handicapped at GP & SA.

E.F., Indiana

Dear Doc and Family,

I started up again with your methodology a couple of months back based on a recommendation from (another client).

Started with the tapes. Then after going over them 3 times (I'm slow), started up by using the speed ratings and variants in the form as you suggested and what a nice surprise. The winning, the fun, yes what a nice experience.

Then I studied volumes 74-80 and you allowed me to purchase the Validator. Paid for this the 1st day I used it for real with a \$714 Trifecta (practiced 3 days). No, I'm not sending in any bragging rights yet. I'm still learning, like betting two horses is a great way to go.

My question for you is this. In the Adjusted, Equalized, Normalized screen there are color coding in the PP's running lines. What are their meanings???

Looking forward to hearing from you. And thanks so much for making my dreams of winning come true. Have a great day everyone.

Sincerely,
B.P., Texas

**DOC COMMENTS: Screen lines are color coded:
#1 - Red; #2 - Green; #3 - Yellow**

Jocky silks, blind the eye.

The talk and roar of crowds, weaken the ear.

Thinking, weakens the mind.

Desires, wither the heart.

The Wagercapper

observes the races,

but trusts his inner vision.

He allows horses to

flash past the finish line,

all in the blink of an eye.

His heart is open

as the sky.

**DOC COMMENTS: Postmarked Oakland, CA
No signature**

Dear Aline/Shane/Doc,

I don't know which of you sent me the analysis of GP0109, Race #9, but I am most grateful for it.

While I may disagree with you on contender and paceline selection in various races, your letter changed my analytical technique. You used Validator, Screen #3 combining Total Energy and BL/BL Linescore. Being very impressed with follow Up #81, page 70 (a preview of Val2), I am now alternating between Screen #3 and Screen #7.

I used to start with Screen #1, the Energy Generator, and alternate with Screen #6, BL/BL.

The power of the V/DC rankings is just incredible. Where formerly most of the winners I obtained came from the lower tiers of BL/BL, they now come in higher. I have never suffered from "top-two-itis," but it was most disconcerting having winners coming in most often from tiers #4 and below.

Now, the problem is having short-priced favorites winning from the lower levels. I don't mind being beaten from above, but I just hate being beaten from below at low odds. It may be a function of the New York circuit _ too many maiden races, odd distances, and lightly-raced horses increasing their abilities due to maturity.

At any rate, I have moved my tack over to Monmouth, with much better results.

Please try to finish Validator 2 as soon as possible. The comments on page 40 of Follow Up 81 regarding multiple lines per horse, plus the screen shot on page 70, have made me very excited..

Most Sincerely,
B.T., New York

Dear all,

I've been using my Validator and I want to thank you so much. After working with Synthesis for several years and doing well, but always having a struggle with decisions, the Validator is like a dream. I'm not one into making decisions based on a lot of data. It's never been my style. Validator is much quicker and easier for me and most importantly, I'm making money! Made money with Synthesis too... but this is just so much easier for me.

Thanks for a program for us less intellectual types.
G.S., California

Dear Dr. Sartin:

Enclosed is a 20 race report covering 2 1/2 days at Thistledown.

On this report, all Wins came from #1 & #2 BL/BL. I guess this is somewhat odd, but that's the way the Wins come out.

Also, I noticed that without considering Hides, the program had 19 out of 20 wins, all from Top 2 BL/BL.

.... Thanks so much for your guidance and advice.

Best regards...

D.H., Ohio

DOC COMMENTS: Two facts are obvious here. D.H. is an excellent contender/paceline selector and Thistledown is one of many alleged minor tracks where a less sophisticated clientele is not aware of the new realities of horse racing. He has sent several similar reports so he is making this kind of profit consistently. He reads and follow what is in the Follow Up.

For you to photocopy and use

WIN DAVE HOAGSON THISTLEDOWN

PACE LAUNCHER - SYNTHESIS - VALIDATOR V/D/C

WAGERING DECISION FORM

RACE	#1 BL/BL or V/D/C		#2 BL/BL or V/D/C		#3 BL/BL or V/D/C		#4 BL/BL or V/D/C		MY BETS	
	SSS	BAL	SSS	BAL	SSS	BAL	SSS	BAL	#1 & #2	
1	\$ 7.20	4							36.00	-10.00
2	\$		LOST - H/D LOW ODDS WINNER						-10.00	-10.00
3	\$		LOST - H/D LOW ODDS WINNER						-10.00	-10.00
4	\$		LOST - WINNER NOT IN TOP 6						-10.00	-10.00
5	\$		41.20	4					-10.00	206.00
6	\$		PASS - TOP 2 LOW ODDS						-	-
7	\$ 25.20	4							-10.00	126.00
8	\$ 9.40	2							47.00	-10.00
9	\$		18.80	5					-10.00	94.00
10	\$ 7.80	3							39.00	-10.00
11	\$		LOST - H/D LOW ODDS WINNER						-10.00	-10.00
12	\$ 7.80	4							39.00	-10.00
13	\$		PASS - TOP 2 LOW ODDS						-	-
14	\$		8.20						41.00	-10.00
15	\$		PASS - TOP 2 LOW ODDS						-	-
16	\$		9.00	3					45.00	-10.00
17	\$		LOST - H/D LOW ODDS WINNER						-10.00	-10.00
18	\$ 9.80	3							49.00	-10.00
19	\$		LOST - H/D LOW ODDS WINNER						-10.00	-10.00
20	\$ 10.50	4							50.00	-10.00

SUMMARY BL/BL TIER LEVELS OR VALIDATOR V/D/C RANKING

#1	#2	#3	#4
# WINS 7	# WINS 4	# WINS 0	# WINS 0
AVE MUTUEL 11.06	AVE MUTUEL 19.30	AVE MUTUEL -	AVE MUTUEL -
AVE BAL 3.4	AVE BAL 3.7	AVE BAL -	AVE BAL -

COMMENTS R.O.I. = 2.27 BET 20.00 PER RACE (50/50) BET 340.00 PROFIT = 492.00 (ALL PACELINES IN LAST 3)

11 WINS 3 PASSES 6 LOSSES

Dear Doc,

Happy Fourth! My renewal notice of the Follow Up, as well as #81, was a timely prod to write to you and thank you for the good work that you have done in your chosen fields of endeavor. You and your encouragement have been an inspiration to me and WILL get me to the place I want to be with my Waggenercapping skills. Thanks again.

Enclosed is a check to cover another year of the Follow Up, the Validator program, and the 55% Solution. The demo of Validator convinced me to pull the trigger and purchase it, as good as Synthesis is.

Also enclosed is a wagering decision form that I generated after doing the three tracks on the Validator demo. The results (of which I am very excited about) are from the first time through, no go-backs, I'm doing that now to try to improve.

Also, Follow Up 81 was one of your best. Thanks again for your great spirit and good efforts.

God Bless you and your family,

W.S., Texas

PS I also can be counted as one of yours who had the Derby exacta and trifecta. Your programs almost make it seem like stealing!

SARTIN METHODOLOGY			WAGERING DECISION FORM				
			VALIDATOR				
TRACK/		BOTTOM LINE-BETTING RANKS					
DATE	1	2	3	4	5		
GG0109-1	8.80						
GG0109-2	MISS						
GG0109-3			47.60				
GG0109-5	MISS						
GG0109-7	PASS						
GG0109-8	PASS						
GG0109-9	MISS						
SA0109-1			10.80				
SA0109-2		19.40					
SA0109-3		11.00					
SA0109-4	MISS						
SA0109-5	MISS						
SA0109-6	PASS						
GP0109-1		30.80					
GP0109-4	10.80						
GP0109-6	PASS						
GP0109-8	11.40						
GP0109-9	MISS						
GP0109-10	25.20						
GP0109-11	MISS						
TOT MUT	56.20	61.20	58.40				
TOT WIN	4	3	2				
AVE MUT	14.05	20.40	29.20				
	RACES	20	PASS	4	BET	320	
	PLAYED	16	MISS	7	WON	879	
	WIN %	56.25%	WON	9	PROFIT	\$559	

Races Bet out of 20 handicapped = 16
 Races Passed = 4
 Races Missed (for odds) = 7
 Races won = 9
 Win % = 56%
 Gross Win = \$879
 Net Profit = \$599

Doc

I have sent you a recent 20 race report using Synthesis. I started to notice that the Fractals were never higher than three and usually lower than that. If my continued research shows the same results perhaps we have another corollary to look at. Of course the use of Total Energy continues to be a strong corollary. Looking at all of the races I've won using Synthesis, the Total Energy of the winner has never been higher than a ranking of three.

W.L., Nevada

DOC COMMENTS: A Las Vegas client who can cherry-pick races. For most of us, wagering at a limited number of tracks, many overlays are NOT in the Top 3 TE, but 95+% are in the Top 5. This client has obviously mastered the art of Passing and contender selection.

Please forgive me for not getting back to you sooner. I have been very busy the last few months. Spent 10 days in Paris, a week in Florida and another week in Texas. My job and a few internet companies I am starting up have kept me busy.

I worked the Validator program and did all three cards. I simply picked the best of the last 3 races and invested an imaginary \$5.00 to win on my top 2 choices. This was the first time I ever looked at a downloaded card (I am accustomed to the look of the Racing Form). I was also trying to concentrate on just how to run the program. It is easy to use but I was not used to using the arrow key to select and unselect lines. This is no big deal just something one learns as he goes on. Ok enough of my verbiage.

Gulfstream - Invested in 9 races (\$90). I picked 6 winners for a total return of \$183.50

Golden Gate - Invested in 9 races (\$90). I picked 4 winners for a return of \$67.40.

Santa Anita - Invested in 8 races (\$80). I picked 3 winners for a return of \$95.

Overall I was 13 for 26 with a profit of \$86.40 on an investment of \$260 for a 33% return on my investment. I should point out that I used no corollaries

as I am not all that familiar with them. I am sure that I would do better with practice. I must also be honest and advise you that I picked choices without looking at the final odds. If I had done that I might have passed a race or two and improved my percentage.

I am looking forward to a weeks vacation in Cape Cod. When I return after the Fourth of July I will get in touch with you for the program.

B.S., New Jersey

Dear Howard,

Thanks for the Validator. It is fantastic. If it could overturn objections or keep the horses I bet from slamming into others, especially the other horse I bet, it would be perfect. When I put the correct lines in the program the winner is in the top three. I have missed one overlay so far this week and that was because there were scratches and I went to buy tobacco instead of refiguring the race. The winner paid \$31.00 and after I redid the race he came up tied for second. The price of sloth and nicotine.

Also, I have found it wise not to bet against a low odds horse with a 2 or 3 Balance, so the new Early/Late Energy Potential readouts are a big help in passing races (and to pointing to horses to bet when the odds allow).

I am also starting to notice that horses that fail when ranked in the top three in the Validator come from a line that ranks well but with a slower Pace of Race. This mainly happens with maiden winners, claimers and specials, going against non winners of one for the first time. Is Pace Of Race something to be taken into consideration for the Validator, in and outside non winners of one class, or am I reaching for an incorrect conclusion without enough evidence?

S.R., Washington

DOC COMMENTS: If they rank 4th or 5th, otherwise don't try analyzing Pace of Race. It is built into the V/DC algorithms.



Using the Validator Demo ~

***Warning! Do not enter horses beaten by more than 75 lengths!
You could get a false read.***

The Validator Demo, free to those who have not purchased the Validator, was never intended to be used in contest where the user "tries" to win the races by merely guessing which paceline would produce the winner. They are designed as a practice tool to help YOU determine which line the program says is most predictive. Often this means entering two or three lines until the line best liked by the program shows the winner appears most highly ranked and then hiding its non-predictive lines. I still get a few arguments declaring that the user picked lines that were best, even though they did not produce the winner.

When I hear such rationale, I'm reminded of the surgeon who declares, "The operation was a success, but the patient died."

I personally would have lost 11 of 30 races with my first paceline choice. So, before examining results and odds, I entered two, often even three different lines per horse, kept the line the program ranked highest and hid the rest. Except for races with 1st time starters, all can be won using the procedure.

Here's an open letter to some clients who complained that their paceline selections produced less than optimal results. The steadfastly claimed that they entered the best of the last three but did not get the kind of results published in the Follow Up.

Dear _____

It would appear that you did not use the Validator Demo in the manner for which it is intended. Your problem was paceline selection. Working with the Demo race after race will TEACH proper paceline selection.

You chose your pacelines by visual perception, the least dependable of all our senses. That's not just a physiological and psychological fact, it is confirmed by law enforcement. When five witnesses view an accident or felony, the police get at least four different accounts of what took place. The answer to that old question, "Do my eyes deceive me?" is YES!

Every race on the disk - except those with 1st time starters - can be WON if you practice entering multiple pacelines and HIDING those **not** preferred by the program. Keep practicing - it will make you a winner.

Best, Sartin

The following race was not on the Validator Demo but it illustrates my point. Eleven lines are entered. Viewing them all on Primary Factors, all but four demanded hiding. After hides, the \$46.80 winner ranks 3rd on V/DC. A bet, even an across the board bet. The \$30.40 Place horse ranks 2nd. The \$9.40 Show horse 4th. Following my wagering guideline and boxing 3 horses for an exacta and 4 horses for a Trifecta, the exotic return alone is \$17,308. That's based on minimum exotic wagers.

The win price alone was worth the little extra effort it took to nail this race. Take a little more time. More time, more win.

GP0315- 7 6.0D \$19,000
TOTAL ENERGY & PRIMARY FACTORS

✓ BEFORE HIDES

#	PNCNAME	LdNT	SR	TOT R
1	1 MAGIC1	1	77	167.8-6
2	5 HASTY1		66	166.4-X
3	5 HASTY2		78	169.5-1
4	5 HASTY3		80	168.0-5
5	6 SUNNY1		77	168.0-4
6	6 SUNNY2		80	167.8-7
7	7 PROUD1		78	167.4-8
8	7 PROUD2x		77	165.7-Y
9	8 CREDI1	1	83	168.7-2
0	9 KISS 1		81	168.2-3
1	11 REGAL1		73	167.3-9

PRIMARY FACTORS

EPR	LPR	CPR	TT	HE	FW	FX
9	5	8	4	4	8	9
6	X	Y	7	X	Y	X
1	9	6	1	8	2	3
4	4	3	9	7	4	1
7	6	9	6	6	7	2
5	3	4	3	3	5	6
8	3	5	8	5	6	4
X	1	7	6	1	X	Y
2	7	1	1	2	1	8
3	2	2	2	2	3	5
6	8	X	5	9	9	7

LS	R
47	9 No
65	Y No
30	4 Yes
32	5 No
43	7 No
29	3 Yes
39	6 No
46	8 No
22	2 Yes
19	1 Yes
54	X No

GP0315- 7 6.0D \$19,000
TOTAL ENERGY & PRIMARY FACTORS

✓ AFTER HIDES

#	PNCNAME	LdNT	SR	TOT R
1	5 HASTY2		78	169.5-1
2	6 SUNNY1		77	168.0-4
3	8 CREDI1	1	83	168.7-2
4	9 KISS 1		81	168.2-3

PRIMARY FACTORS

EPR	LPR	CPR	TT	HE	FW	FX
1	4	3	1	3	2	2
4	2	4	3	2	4	1
2	3	1	1	1	1	4
3	1	2	2	1	3	3

LS	R
16	3 W
20	4 S
13	1
15	2 P

GP0315- 7 6.0D \$19,000

THE VALIDATOR

PNCNAME	LdNT
5 HASTY2	
6 SUNNY1	
8 CREDI1	1
9 KISS 1	

TOT-R
1
4
2
3

TPV-R
1
4
1
2

TDC-R
3
4
1
2

V/DC-R
3 W
4 S
1
2 P

Pgm	Horse	Win	Place	Show
5	Hasty Decorated	✓ 46.80	21.40	16.60
9	Kiss of Fury		✓ 30.40	16.00
6	Sunny's Star			✓ 9.40

Wager Type	Winning Numbers	Payoff
\$2 Pick 3	8-6-5 (3 correct)	1,628.20
\$2 Exacta	5-9	✓ 1,000.00
\$2 Trifecta	5-9-6	✓ 7,308.20

The HIDDEN PROFITS

SOME CLIENTS ARE MISSING

Since 1992 I've often written about the dramatic changes in racing. Non-winners, a couple of whom are friends of mine and each other, go to the race book quite often. Despite being my friends they ignore most of what I write. I guess it's a matter of familiarity breeds contempt combined with stubborn, linear mind-sets.

The two major results of the changes in racing are:

(1) SHORT FIELD-HIGH MUTUEL

In this issue we stress this point. Repetition is often the only way to drive home a vital point. The overall profit available from double-digit winners in short fields (7 or less), is becoming more and more obvious. The first few times a number of Follow Up subscribers tried to benefit from this proven phenomenon they lost. Winners paid \$3.80 and \$4.60. Their idea of a statistic was to try it a couple of times and when it didn't work, abandon the facts. They could have done a month's worth of research and found the resulting profit would have out-weighed by far the losses produced by UNDERLAYS. Or, they could have taken advantage of our two horse wager guideline, bet the lower paying horse and the OVERLAY 60-40, even 70-30, as I've so often suggested.

They could also pay more attention to passing races where standout horses are the Underlays. This is something one learns from practice and from losing. You learn more from losses than from wins.

Until the art of passing and sensing when an Underlay is most likely to win, here is a wagering solution while waiting for your epiphany.

EXAMPLE: Total Bet \$10.

Bet \$6 on \$ 3.80 horse = \$11.40 Profit \$1.40

Bet \$4 on \$12.00 horse = \$24.00 Profit \$14.00

Now here's a real example from Hollywood Park, June 18 (Father's Day) 2000. This is a FIVE Horse Field. Bottom of the CLASS barrel (from where so many longshots come. **PUEBLO PEAK** has an auto-adjusted SR in the 60's and was eliminated. Three of the other four contenders in the 70's. The 1:3-1 Favorite an 82. 1:3-1 translates to a win mutuel of \$4.60. Our guidelines say **keep** the horse for an Exacta and keep the 4th ranked Show horse for a Trifecta because our strategy is to BOX 3 for Exactas and box 4 for Tri's.

5 HORSE field

HOL0618- 1 8.5D \$16,000
BOTTOM LINE -- BETTING LINE (VAL2)

PNCNAME Ldt	SR	BAL	LS	TIE	ODDS	TRKDISTS	M/L	DAYS	AGE	
4 BEFORS	82	3	23.5		EVEN	SA 8.0D	5/2	14	4	HIDE ONLY for WIN
5 SNOW 2	77	5	20.5		9-5	HOL 6.0D	20/1	20	4	
2 MY CUI	79	5	20.0		9-5	GG 8.0D	5/1	21	4	
3 IT'S 2	73	7	16.5		3-1	SA 8.5D	4/1	42	5	HIDE ONLY for WIN

SYNTHESIS POWER RANKINGS AND FRACTALS

#	PNCNAME Ldt	SR	B L P	L S T	PRIM			SUPP			FRACT					PRIM											
					LS	R	LS	R	LS	R	E	L	N	ESP	SCBL	E	L	C	T	H	F	F	S	F	E	T	T
1	2 MY CUI	79	5	3	3	18	3	14	3		4	3	3	PRE	2.0	2	3	2	2	3	3	3	2	3	3	3	3
2	3 IT'S 2	73	7	4	4	24	4	20	4		3	4	4	EAR		1	4	4	3	4	4	4	4	4	4	4	4
3	4 BEFORS	82	3	1	1	11	1	6	1		1	1	2	S/P	3.0	3	2	1	1	1	1	2	1	2	1	1	1
4	5 SNOW 2	77	5	2	2	17	2	10	2		2	2	1	SUS	5.0	4	1	3	4	2	2	1	3	1	2	2	2

SCBL Calculated by Program to Conform to Today's Pace
FRACTALS WEIGHTED: W=Early E=Late N=Normal

#	PNCNAME Ldt		LATE	EARLY	TOT R
1	2 MY CUI	6.0			160.5 3
2	3 IT'S 2	18.5			159.0 4
3	4 BEFORS	-6.2	LONE LATES W+P	X<-----	162.4 (1)
4	5 SNOW 2	-12.7	X<-----	W	161.0 (2)

EX-L V-L M-L <E> M-E V-E EX-E
HOL0618- 1 8.5D \$16,000

THE VALIDATOR (VAL2)

PNCNAME Ldt	SR	TOT-R	EP-R	LP-R	CP-R	HE-R	FX-R	V/DC-T
2 MY CUI	79	5 (3)	2	3	2	3	3	3
3 IT'S 2	73	5 4	1	4	4	4	4	4 S
4 BEFORS	82	P (1)	3	2	1	1	2	1 P
5 SNOW 2	77	W 2	4	1	3	2	1	2 W

Sunday, June 18, 2000—33rd day of 65-day thoroughbred meeting

All finishes confirmed by Eclipse Photography, Inc.

4330—FIRST RACE, 1 1/16 miles, four-year-olds & up, claiming prices \$10,000-\$9,000, purse \$16,000.

Horse and Jockey	PP	1/2	3/4	Str.	Fin.	To \$1
Snow Buck, Benio	4	3 1/2	2 1/2	1 1/2	12	24.00
Before And After, V. Espinoza	3	4 1/2	3 1/2	3 1/2	2 1/2	1.30
It's A Reality, Pincay	2	2 1/4	1 1/2	2 1/4	3 1/2	2.40
Pueblo Peak, T. Baze	5	5	5	4 1/2	4 1/4	10.20
My Ouz Al, Jauregui	1	1 1/2	4 1/2	5	5	1.90

Scratched—Kelleic, Mirabolant

Claimed—My Ouz Al—Richard A. Englander—Nick Canani

5—SNOW BUCK	50.00	9.20	2.80
4—BEFORE AND AFTER	3.20	2.20	
3—IT'S A REALITY		2.10	

Time—23.42, 47.10, 1:11.77, 1:37.33, 1:44.07. Clear & fast.
Winner—dbb.g.4 Snow 'em—What's For Dinner Trained by A. Pico Perdomo. Owned by Tule Creek Farm.\$1 EXACTA (5-4) PAID \$55.80
\$1 TRIFECTA (5-4-3) PAID \$138.40
\$2 QUINELLA (4-5) PAID \$29.60

The BEFORE HIDES readouts Rank the \$50 winner second, the favorite, that Placed, first. If you're a **Win only** bettor, you don't have to HIDE. Just proportion your bet on the favorite and top OVERLAY, 60-40.

RESULT: Total Bet \$10. Bet \$6 on BEFORE = $3 \times \$4.60 = \13.80 . Profit: \$3.80

Bet \$4 on SNOW = \$100.00 Profit: \$90.00

Or you could follow suggestions from past Follow Ups and bet 70-30.

This way your results would be:

\$7 on **BEFORE** = \$16.10. Profit: \$6.10

\$3 on **SNOW** = \$75.00 Profit: \$65.00

Betting 80-20:

\$8 on **BEFORE** = \$18.40 Profit: \$8.40

\$2 on **SNOW** = \$50.00 Profit: \$40.00

Under any scenario you make a profit. If you like Exactas, it pays \$55.80. Trifecta pays \$136.40. Any way you look at this race, even if you're afflicted with TOP TWO-Itis, you make money.

With "friends" like the clients I know who passed this race, I don't need enemies. Nor do they because they are their own worst enemies. Both being highly literate and mathematically **unchallenged**, they should have been able to figure a proportionate bet that would make them a profit. Incidentally the readouts in this article are the ones they produced. I borrowed them to copy for you. Of course, like every other intelligent client, they did realize their mistake after the fact.

Instructions for wagering when fields are short are spelled out in Follow Up #81. Read them and you'll seldom have to worry about \$3.60 winners.

(2) PROFIT FROM LONG LAYOFF HORSES

I'll open this by repeating that short paragraph from the excellent article by Mark. E. Ripple in American Turf Monthly. As previously stated he is a stock market analyst who has thoroughly done his homework on both the market and horse racing. Here again is the pertinent paragraph. Once more I remind you that it seems many Follow Up subscribers just scan the material and often miss vital articles.

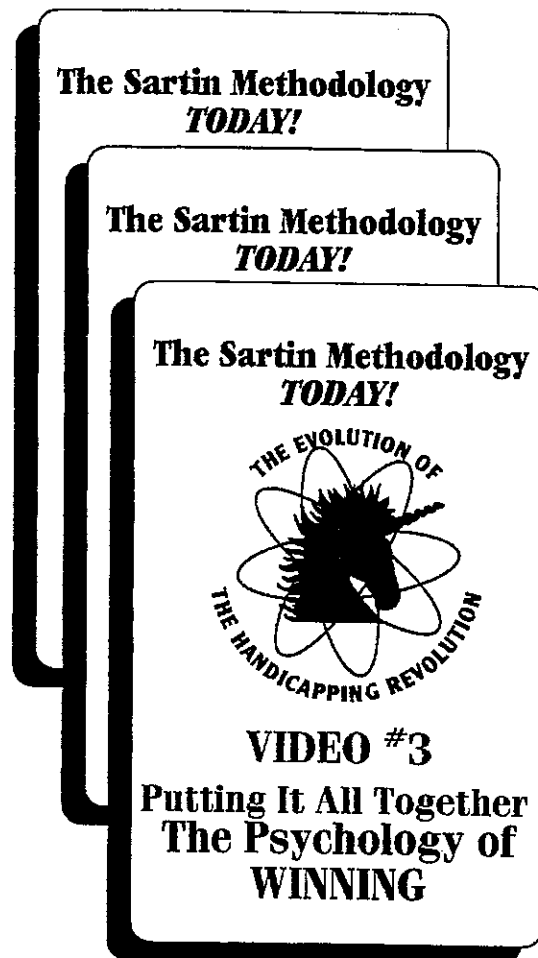
A third exception to the EPH lies with horses that show traditionally unfavorable data in their past performance lines. Take, for example, horses coming back after a layoff of more than thirty days. Many systems call for them to be eliminated without exception. However, there is a lot of evidence that shows that when handicapped correctly, these horses can show a very high return on investment.

I've never researched the stock market so I can't make his comparison. Still, for many years I have argued against mainstream recency rules. To begin with, our programs seldom rank long-layoff horses very high. But when they DO, they pay off handsomely enough times out of a hundred instances to, as Ripple says about horses laid off more than 30 days when handicapped correctly, show **a very high return on investment**. We all know that we handicap them correctly because when one turns up in the TOP 3 of Validator's V/DC, The payoff is virtually always in **double digits**. That's because the public, again quoting Ripple, is subscribing to "systems" that call for eliminating horses that have not raced in more than 30 days. Many clients religiously subscribe to this public fallacy about recency. Hence they miss out on the value of TWO major changes in racing. Their reason: They tried it once or twice and lost!

Good thing Thomas Edison didn't share this stigma. His failures in inventing the light bulb were in the hundreds.

Official *Sartin Methodology* **TODAY**

Workbook for Video/Audio #1



3 VIDEOS • 5 AUDIOS • 3 WORKBOOKS

Video #1/Audio #1
PROCEDURE and CONCEPT
with Workbook

Video #2/Audio #2 (2 audio tapes)
WINNING Step-by-Step
with Workbook


Video #3/Audio #3 (2 audio tapes)
THE PSYCHOLOGY OF WINNING
with Workbook

3 Video set - \$99.00 - 5 Audio set - \$60.00

This Video/Audio series reveals a TRUE explanation of the Sartin Methodology
TODAY, direct from its creator.

O. Henry House, Inc. • 1390 E. 6th Street #5 • Beaumont, CA 92223

Psychology of Winning



Howard G. Sartin, PhD

Just had a long conversation with Alex Milstein, MD, psychiatrist and long time client. He sensed a degree of frustration exhibited in some of my recent Follow Up writings. So he reminded me of my own words: Those involved in Handicapping/Wagercapping are a microcosm of the public at large. Therefore, he opined, clients, relative to their total number, will suffer (percentage wise) from the same problems and disorders as the overall population.

This means we'll have a certain percentage of clients with reading disorders, Attention Hypo/Hyper Deficit Disorder, feeble mindedness, Schizophrenia, Depression or Bi-Polar Disorder, Hypomania, alcohol and narcotics addiction, Ph.D's from Harvard etc., etc., equal to the percentage of the public with the same disorders and/or addictions. To date we find that Reading Disorders lead the way. Even those who can read tend to sometimes see what they want to see in the Follow Up. Quite often this is contrary to what was truly written.

By the same token we have in our group the same percentage of highly intelligent individuals, intellectuals, geniuses and near geniuses, computer savants, those with higher scholastic degrees and superior cognition, et al, as in the general population.

He suggested, therefore that I return to my original premise. That of operating a practice rather than a business. In a business, clients inadvertently become customers. As a result the old adage of the customer being right tends to prevail over individualized therapeutic treatment for that minority of clients who are representative of the above disorders or addictions.

We do have a few clients who are, at least, functional psychopaths. Most have no chemical imbalance that would qualify them for a clinical diagnosis. A few do. In our earlier days I could sort these persons from the rest and give them personal attention. In many cases I would recommend that they not attempt to become Handicapper/ Wagercappers until they went into treatment.

Most or all of the above disorders, whether functional or structural, will render the user of any computerized methodological procedure virtually helpless when attempting to cope with the intricate complexities one needs to accept in order to profit.

One doesn't need to understand them to achieve consistent success in this stochastic, decision oriented field we're determined to master. This is an important fact to remember. Some of our winningest clients have been truck drivers, carpenters, house painters and plumbers.

I dislike the term "preponderance of evidence" when applied to our field. However it is applicable when it comes to assessing the human natures of those who win and those who do not. Based on that old legal phrase I know that anyone who has subscribed to the Follow Up for the last six issues is winning unless they are suffering to some degree from one or more of the previously named disorders. This is what is causing them to deviate from prescribed instructions. It also applies to those having cyclic success with the corollaries in Synthesis. They get hooked on a self-determined set of readouts and do not adapt to changes that occur every few days. There is no way that any individual can successfully rely only on just a few corollaries in Synthesis and expect to win. Those who so rely are victims of stubborn resistance!

This is not true with the Validator, which is why it was created. One readout, V/DC, is sufficient to turn the vast majority of clients into profitable winners.

The name of one problem not listed previously has been discussed at length in past issues. It called the Repetition Compulsion. It applies to many who fail. I may sound a bit harsh here but actually I'm being quite charitable in attributing failure to a known disorder other than ego-centered obstinateness.

It is very difficult for most of those at the office to ask the kinds of questions that might determine the difference between those who: (A) don't read the Follow Up, (B) those who won't thoroughly read the Follow Up, and (C) those with some kind of disorder that prevents them from understanding what they see in the Follow Up.

NOTE PLEASE: This does NOT apply to relative newcomers.

Recent statistics on the disorder we know as ADHD (formerly ADD) show that it is quite often misdiagnosed by those not qualified to make a diagnosis. What many elementary school teachers and general practice physicians are calling ADHD is nothing more than stubborn resistance to informational and/or social reality.

The true problem is rooted either in environmental stimulus or to a chemical imbalance not subject to cure or amelioration with Ritalin.

Call it what you will: Anxiety, Panic Attack, etc. It boils down to one thing: FEAR. Those showing no fear in normal or even dangerous intellectual or physical pursuits, suddenly encounter **fear** when faced with interpretation of readouts and making wagers. A few repress this fear, overcoming it with unreasoning macho or betting too boldly. Most get the feeling they're walking on eggs and, as a result function with choice and wagering decisions clouded and distorted by their fears. They lose, then kick themselves afterwards because the winner was right in front of them in their readouts.

Feeling anxiety when engaging in a stochastic event is normal, even desirable in the earlier stages of the endeavor. Freud would call it your Super Ego at work. Dr. Eric Berne would say it was CATHEXIS to your guiding Parent Ego-State. Others would merely explain it as a normal precaution against losing. Psychiatric or therapeutic analysis would strongly suggest that *first* you explore your fears, carefully examining their potential substantiation as opposed to their being curbed or channeled by empirical reality.

The object of this is for you to actually work through your fears as if you were not you but an objective person or someone from Mars viewing you and your fears with no emotional or self-involvement. Weigh your anxiety against the reality of your handicapping/wagercapping over at least a 20 race cycle. If your long term records demonstrate that you are becoming successful, your fears are not based on reality but on fear itself.

If you're not successful, your fears are justified and you should be a \$2 bettor until you do show a record of success. In short, your fears are protecting you from yourself. Hence, you must examine yourself with objectivity and ask why you are failing while so many other clients are enjoying profitable success.

If you choose to rationalize away your failures with self-serving B.S., then you should quit entirely until you can face reality and actually do something about it.

No matter how successful or unsuccessful one becomes, there will always be some degree of underlying fear involved in our endeavors. It is felt far less by those with lots of money, but felt nevertheless.

Fear is the handmaiden of any endeavor that is stochastic, governed by variables and requiring multiple decisions over a short time span. To those who will accept a therapeutic solution, fear itself is therapy. A little self-catharsis will help reveal the source of one's fears. They are seldom rooted in handicapping itself. Picking winners or losers and betting them is merely the trigger mechanism that exposes more deep-rooted fears.


Often your response to fear is not just psychological. Among other things, it is often associated with your Serotonin levels. These are subject to radical changes caused by physical/psychological trauma, or emotional mood swings and can have a great deal of effect on your manifest skills.

At one time medical testing for Serotonin levels was expensive. Now it's routine. Anyone who is continuously beset by anxiety, cyclic ups and downs or an unreasonable fear of risk, especially our kind of risk, should have a Serotonin level check.

Statistical studies of population trends notwithstanding, I still cherish the dream of all clients becoming winners. Intellectually I can understand the remoteness of that possibility. Yet dreams are the stuff that separates man from beast. So I'll not give up the dream but continue striving for a formulae that overcomes population statistics.

In closing, let me say that I consider it a break for me that its taken the Doc this long to find his thousand winning handicappers. I never really thought I'd have the opportunity to be one of them. I look forward to it.

Yours,



R. L. B.

The writer of this letter has surveyed the potential of all the many "products" available to would be handicappers. He has the one positive thing that the lack of keeps most horseplayers in the loss column: ATTITUDE! His attitude will make him a winner.

To expect even 1,000 persons to join and continue following the tenants of a "Handicapping Revolution" that defies mainstream inspired attitudes is asking a lot.

Serious studies of horse racing winners, break evens and losers began in the 1920's. Ever since that time to this day, the percentages have changed very little. Based on a full racing year, 5% win. 20% break even and 75% LOSE.

It is a matter of record that 67% percent of our clients are winning. Some less, some more - *much more*. That's a statistic never achieved by any other methodology. The reason is we focus on attitude and curing psychological problems that cause 75% of the public to lose.

For almost a century that public has been subjected to the brainwashing techniques of mainstream experts writing and otherwise expounding "conventional wisdom" that helps create the above stats.

The 5% who win have somehow managed to overcome the effect of that ol' boy network of "experts" who are content to endlessly "market" things that are of little or no value to the aspiring winner.

I repeat with some pride, since 1982 our Methodology has produced *more* profitable winners than any other handicapping product on the market. While you may not number 1,000, I cherish each of you. I work daily to alter that nagging statistic saying that 33% of you are not winning consistently at a profit.

Unfortunately, that one-in-three statistic applies to the various disorders I mentioned at the beginning of this article. Yet, as long as I have breath, I shall work to overcome the realities of population statistics that say one third of any group is destined to fail.

I have surfed the net and read the various commentaries "HorsePLAYERS" make about other people's work, programs, books, et al. Then I read our letters and e-mail and take heart. Perhaps we have appealed and kept within our group a following that does not reflect the percentages that dominate mass population studies. It is consummation devoutly to be wished.

If none of what is written in this column applies to you, just take comfort in what Freud said: "Sometimes a cigar is just a cigar."

***"Think you can, think you can't;
either way, you'll be right."***

Henry Ford

PROPER USE OF STATISTICS

In a recent Follow Up, I confirmed the fact that averaging win mutuels at all North American Tracks showed only 20% of all races being won by horses paying over 6-1. Turn that around and the annual average of winners paying 6-1 or under is 80%. I was dismayed when several subscribers interpreted these stats to make a firm rule against wagering on horses that would pay over 6-1. This despite the fact the V/DC readout alone has been winning, in its top 3, 87% of the races paying over 6-1.

I regret to say that this is typical horseplayer response to stats. One in mind is that 52% of all sprints are won by horses on or near the lead at the 2nd call. All this means is that 48% of all sprinters are not on or near the lead. They're non-early. The bonus: just like the 20% paying more than 6-1, is they pay more, much more.

Now here's another statistic for you to digest. It comes from the same source as the one about 80% paying 6-1 or less.

50% of that 80% (40) paying 6-1 or less, pay 2-1 or less. Therefore, of the 80% majority grouping, 40 pay more than 5-2 but less than 7-1. This makes that 20% minority paying over 6-1 look pretty good.

Figure it for yourself. The fact that amazes me most is that our winning clients who follow directions, pass races in which there is no value and focus on Validator's V/DC, are winning as high as 87% of the races in that 20% minority group. Not so amazing is that, after hides, they're also winning 87% of the races in the group paying from 5-2 to 6-1. Anyone who can win even 80% of the 20% paying over 6-1 and the same for those paying over 2-1, averaging 3.5-1 (\$9) will make a great income from racing. Just ask Ken Morrison.

KEN MORRISON

(AFTER HIGGS)

O-BET
 TRACKS WORKED
 FAIRMOUNT
 BELMONT
 CHURCHILL
 CALDER
 LONE STAR

SARTIN METHODOLOGY
 ALL TRACKS -- WAGERING DECISION FORM -- WIN

	BOTTOM LINE-BETTING LINE TIERS					PRIMARY	SUPP	FRAC		
	1	2	3	4	5	BIEILCITIHIF	ISIEITITIEILIN			
	1	2	3	4	5	AIPPIPITIEIW	IPINISIP			#
SHARP						LIRIRIR	IFXINIT	IF		
CR0704-11		8.80				4 2 4 2 1 3 3	3 2 3 2 1 2 2 3			1
BTJUS										
FP0704-10			LOST			20 5 * 9 4 6 6	* 9 * 9 1 * * *			2
TPURP										
FP0704-9			10.60			8 5 3 3 3 3 3	5 3 3 3 1 5 4 3			3
TCONS										
CD0704-9			7.60			6 2 4 2 4 5 3	3 2 3 2 1 2 2 4			4
TGLDR										
FP0704-8			17.20			4 1 4 1 4 4 1	1 3 4 1 1 1 1 2			5
AFFIR			PASSED							
BE0704-8			4.80			5 1 3 2 2 3 3	3 3 3 2 1 2 3 3			6
BZANY										
FP0704-7		8.60				5 2 3 1 5 4 2	1 2 3 1 1 1 2 2			7
WILD			PASSED							
FP0704-6			4.60			5 1 4 2 1 1 3	4 3 4 2 1 3 3 4			8
CAND										
LS0704-5			LOST			10 4 6 5 6 6 6	6 6 6 6 1 5 6 6			9
FP0704-5			MISSED							10
HIT1										
CD0704-5		14.60				5 2 3 1 1 2 3	2 1 2 1 1 3 2 2			11
TKIT										
FP0704-4			LOST			10 5 7 2 7 7 7	4 7 7 2 1 4 4 6			12
KATE										
FP0704-3			9.60			6 4 2 2 4 2 4	1 4 2 2 1 2 2 2			13
BTITS			PASSED							
FP0704-2		5.80				3 1 3 1 3 3 1	2 1 2 1 1 1 1 2			14
BLED										
FP0704-1		8.20				6 6 1 3 4 1 1	3 1 1 3 1 3 1 1			15
THAWK										
FP0701-8		16.20				6 1 4 1 2 3 3	3 1 3 1 1 3 3 5			16
BHON										
FP0701-7			9.00			6 1 4 2 1 3 2	3 3 3 2 1 3 3 3			17
FP0701-6			MISSED							18
TPACH			PASSED							
FP0701-5		6.00				7 1 4 2 2 4 2	3 3 4 2 1 2 3 4			19
BBJS			PASSED							
FP0701-4		3.60				2 1 2 1 3 2 1	1 1 2 1 1 1 1 1			20
TOT										
WIN	2	3	5							
TOT										
MUT	22.80	33.60	54.00							
AVE										
MUT	11.40	11.20	10.80							
AVE										
BAL	5.5	5.0	6.0							

WAGER - 300.00
 RETURN - 552.00
 PROFIT - 1.84
 NET - 252.00

Ken Morrison

(AFTER H10ES) O=BET

SARTIN METHODOLOGY
ALL TRACKS -- WAGERING DECISION FORM -- WIN

	BOTTOM LINE-BETTING LINE TIERS					PRIMARY										SUPP (FRAC)										
	1	2	3	4	5	A	P	P	P	T	E	W			P	I	N	I	S	I	P					
TRED						L	I	R	I	R						F	X	N	I	T						
PI0520-10			14.40			7	2	5	3	2	4	4	3	2	4	4	1	3	2	4	1				1	
DR.																										
PI0520- 9					31.40	9	3	4	4	2	4	5	4	5	4	4	1	5	5	5	2				2	
QUIE1																										
PI0520- 7	8.80					4	3	1	1	4	1	1	1	1	1	1	1	1	1	1	3				3	
TITSA																										
CD0520- 2			25.80			4	2	2	2	2	2	2	3	3	2	3	1	2	2	2	4				4	
TCAT			PASSED																							
CD0517- 7			6.40			4	1	3	2	2	3	3	3	3	3	2	1	2	3	3	5				5	
WITN			PASSED																							
CD0517- 1			6.40			6	2	4	2	3	4	2	3	3	4	2	1	2	4	4	6				6	
LORD																										
CD0513-10			19.80			6	3	3	3	1	2	3	3	3	3	1	3	3	3	7						
EVER																										
CD0513- 9		7.80				3	3	2	1	3	2	2	1	1	1	2	1	1	1	1	8					
AMER																										
CD0513- 7		22.80				6	2	4	2	2	4	3	4	2	3	2	1	3	4	3	9					
CRYP																										
CD0513- 5		14.60				3	3	1	2	1	1	1	3	1	1	2	1	3	2	1	10					
CD0513- 4			MISSED																							
ROSE																										
CD0513- 2		10.80				4	3	2	2	1	2	2	2	2	2	1	2	2	2	12						
CD0510- 9			MISSED																							
CD0510- 8			MISSED																							
CD0510- 7			MISSED																							
BOLD																										
CD0510- 5	8.60					2	2	4	1	2	2	1	4	1	3	1	1	2	1	1	16					
LUSH			PASSED																							
CD0510- 4		5.00				6	2	4	2	4	4	2	2	2	3	2	1	2	2	3	17					
EAST			PASSED																							
CD0510- 3		6.80				5	1	4	2	3	4	2	2	3	4	2	1	2	2	3	18					
blacp																										
CD0510- 2		9.60				3	5	1	2	1	1	1	3	2	1	2	1	3	2	1	19					
MISS																										
CD0510- 1	27.60					4	2	3	1	3	2	1	2	1	2	1	1	1	1	2	20					
TOT																										
WIN	3	5	3		1																					
TOT																										
MUT	45.00	65.60	60.00		31.40																					
AVE																										
MUT	15.00	13.12	20.00		31.40																					
AVE																										
BAL	3.3	3.8	5.7		9.0																					

WAGER \$320.00
RETURN \$610.00
R.O.I. - 3.15

WAGER \$320.00
 RETURN \$6010.00
 R.O.I. - 3.15

We'll use an average of the two 20 race cycle reports sent weekly by Ken Morrison, The low and the high.

Take 100 races as a base. Betting two horses to win that's a total of \$400. However, our winners pass an average of 2 out of every five races on a card, so now we're down to 60 races bet at @ \$4.00. This adds up to a total of \$240 bet (all figures based on \$2 bets).

Group 1. From V/DC #1 and #2. $80 \times 40 = 32$ races, Ave. Mutuel \$12.68. That's $\$12.68 \times 32 = \405.76 . This exceeds by far the profit ratio sent by clients refusing to bet horses with odds over 6-1.

If we assume that a base \$4 was bet on these 32 horses we show \$128 bet. Return \$405.76, minus \$128 = A group 1 profit of \$277.76.

Group 2: The minority 20% (For some clients who follow directions that figure is low). 87% WIN from V/DC 1, 2 or 3. 20% report Ranks 2 or 1. 67% Rank 3. Only 80% wins from the 20% paying over 6-1 = 16 races. The average mutuel reported from this group is higher than the example from Ken because his Wagercapping skills often put his overlays in the Top 2. Ken's 40 race average for #3 is \$15.40. $16 \times \$15.40 = 246.40$. He made 14 bets on the #3 horse, lost or missed 9 and passed 9. So he won 8 of 14 with an average mutuel of $\$15.40 = 123.20$ minus \$56 bet = \$67.20. This from a client who gets most of his overlays from #1 or 2. The average mutuel from V/DC mutuel reported by clients not yet as skilled as Ken in getting top 2 overlays but relying on V/DC 3 for their profits, ranges from \$19 to \$39.40 (ave. \$29.20). Their average miss/loss per 20 races is 10. Their bet per race based on \$4 is \$80. Their return averages \$206.90. Net profit per 20 races \$126.90. Their actual bets are \$10 per horse. Multiply that profit by five and you get a profit of \$634.50 per 20 races.

Again, for most clients the big overlays come from V/DC 3 and I'm not counting the longshots from V/DC 4 or 5.

These figure are derived without delineating the Group 1 and 2 wagers. They're based on the total bets with no separation by win percentages in those two groups. We did actual averages from V/DC #3. Most client reported more profit is coming from the 20% of winning horses paying off at odds over 6-1. Some clients refuse to consider this fact. Please don't misconstrue the above stats to mean that a majority of clients are winning 80 to 87% of races wagered. The average wins and mutuels quoted herein are after passes and hides. They come from clients who are not trying to handicap ancillary data but follow directions to the letter. They offer good examples of wagercapping over what many still perceive as handicapping.

Unless you're a much better handicapper than our winners, including myself, Shane and Aline, try Wagercapping. Key words in this article are pass and hide.

I can hear winners like Ken Morrison, Fred Tanaka, Dennis Mikkleson, Dick Fritts, Dick Resch and several dozen others crying "Foul!" They all enjoy profits that equal or better the ones I quote here.

I'm not using just figures from the best of clients but an average of high and low from winners only. I realize that many clients don't even begin to reach these levels. I also know from the questions they ask, that these same clients do not thoroughly read or accept what they read in the Follow Up. They are functioning well below their maximum capacity. In everyone's life their are "musts" and "shoulds." The 'musts' may be subconscious yet they are something we always find time and the resources to accomplish. The 'shoulds' are conscious: things we should do but put off and feel guilty about it. Shoulds are the fetus of the Guilt Complex.

Success in our endeavor must be elevated to a "must." The reason is simple. Throughout time humans have always done what they must, less often what they should. If you direct your mind, spirit and energy to accomplish the "must," you will do so.

If it becomes a "must" you will better comprehend both the spoken word when you talk with me or Aline, and the written words oft repeated in the Follow Up. When you call with handicapping questions, all we're doing is answering them with condensed versions of recent Follow Up articles.

If you have any of the problems mentioned in this issue's Psychology of Winning, tell me. I promise to keep your secret and help you find a way to overcome.

One newer client called the other day saying his ROI was 1.67. He wanted to know if that met our standards of being satisfactory. Newer clients have never read about Barry Meadow's claim that an ROI high of 1.11 is optimal; or the figures of other authors who say that a 1.20 ROI is Professional Level.

Apparently *not* reading stuff by the so-called expert authors leads to better results. The non-reader hasn't had his/her expectations diminished.

Leaving out the big winners, dozens of clients report to me by phone and printed reports, that their average ROI is just over 1.50. Pretty good. Then there are those who only show an average ROI of 1.20. They ask us how to improve it.

One way: ignore statistics derived from Mainstream averages. Bet your V/DC and factors that support it, according to instructions. And don't whine when your better paying horses have Ranking or Tier of Three. I repeat: Most high paying winners also show a 3. Re-Read Follow Up articles: The Power of Three" and, "Gee, but it only ranked third!"

We reprint them here...

Originally published in Follow Up 79

But Gee... It Ranked Number Three

Several times a week the above cry comes over the Tech Support line.

Our first response is "How much did it pay?" Answers vary but \$19 is the average. The tragedy is these calls come from Follow Up subscribers who, if they read it, know that I've stated more often than I can count, that a number of clients are finding that their double digit payoffs are coming from horses ON TIER 3 of BL/BL and 3rd on the Primary Line Score of Synthesis; sometimes even on the VALIDATOR.

No matter how often I explain the difference between yesterday's top two-itis handicapping and today's WAGERCAPPING, some people refuse to understand. The entire purpose of the Wagering Decision Form is to provide 20 race cycles printed out so that *you* can determine, from your paceline and contender selection, in what Tier or Rank your OVERLAYS appear.

This whole confusion about TOP TWO started 18 years ago when I proved that betting *your* top two choices to win was ultimately far more profitable than betting just one horse. I emphasized "YOUR" top 2, not a numerical ranking top two. I did several dissertations on the power of THREE, including a demonstration on long-term research proving that in our three major corollaries of the time, rankings of 3-3-3 or 3-3-X, (X being any rank under or over 3) were the two foremost predictors of longshots.

The chief reason some people have so much trouble accepting 'three' as a positive indicator is that we are a *linear society*. We think numerically and sequentially. Hence, RANKINGS of one and two must be superior to THREE or more. After all, it works that way in Baseball, Basketball and in Pro Football as teams play their way to the Super Bowl. Hence numerical order must be true in all matters.

But it does not work that way in horse racing. A higher RANKING simply means one horse had more collective corollary points than another. It does not reveal how close or far apart they were. Rankings are always separated by one full numerical point. The difference between a horse ranked ONE and another ranked FIVE may be finite or substantial.

To combat our national obsession with *linear thinking*, I came up with the term 'Wagercapping'. The guidelines for which say to correlate the BL/BL Tier Levels and the Corollary Rankings with the payoff odds.

If one insists on remaining linear, look at it this way. A horse Tiered and Ranked #1 is going to pay \$6.40. Subtract the ONE ranking from 6.4 and get 5.4. A THIRD Tiered or Ranked horse will pay \$18.60. Subtract 3 from 18.6 and you get 15.6. Hence the value of the ONE ranking is 5.4. The value of the THREE ranking is 15.4. Now even the most Linear of minds can easily see that the horse Tiered or Ranked THIRD is the better wager.

This same formula can also apply to 4th or 5th Rankings but fewer clients are having problems here. It's viewing a horse ranked THIRD that disturbs them most.

Ah, but regardless of the Tier Level or Ranking of an OVERLAY, we have a fail-safe device. If we miss on one choice we still have a second chance to recover. This is the beauty of Wagercapping. It is the best of two worlds because when a third or 4th or even 5th ranked Overlay fails to fire, we can fall back on our second win bet that will pay whatever minimum odds you have chosen for yourself. As you know mine are 5-2. Just do the math. If you have \$10 on a horse that would pay \$12 and another \$10 on one that will pay \$7.00, a total of \$20, you get back \$35 on the \$7 winner or \$60 on the \$12 horse. Either way, your **minimum net profit is \$15**. Maximum \$40.

If you will accept a payoff of LESS than \$7, bet 60/40. If your minimum is 2-1 (\$6.00) that would mean a bet of \$12 on the \$6 horse, \$36. Your remaining \$8 goes on the \$12 contender, \$48. The least you can profit is \$16. The most profit, \$28. By accepting LESS than 5-2 win odds you're sacrificing profit. But who knows, maybe you'll make it up with greater VOLUME.

Perhaps the most important factor in successful wagering is learning how to pass races in which the winner offers no value. This is easier said than done. I've written several articles on the subject and another one appears in this issue. Passing, and the ability to predict when a winner will pay less than your self-determined minimum comes from *experience* and *feeling*. For those who **focus** strongly on these two elements, the ability to pass comes quickly. For those who believe that passing can be determined by a set of rules, the art may forever allude them.

The art of proper wagering is less demanding. It can be mastered through aware experience alone.

As Aline Best tells clients who ask her which horse to bet, "Somewhere along the line, YOU must make a decision."

The Validator has minimized the decision making process but cannot eliminate it entirely. Horse race betting is STOCHASTIC, meaning it is governed by variables. Because of this we often find huge Overlays ranked FIRST or SECOND but less often than THIRD or more. Depending on each individual's contender and paceline selection, which we've reduced to merely following directions and using a little sensible discretion, **a pattern will emerge**. This pattern can easily be recognized by keeping records of 20 race cycles and noting which BL/BL Tier Level or Corollary Rankings produce the higher profit and which the most bread and butter winners.

Keeping, visualizing and properly analyzing such records is the purpose of our Wagering Decision Form. Many clients are using one version or another and now swear by it. They say it opened their eyes to non-linear reality and helped them WIN CONSISTENTLY for the first time in their handicapping lives. Change handicapping to Wagercapping, because that is what they're

now doing.

I'm pleasantly surprised by how many clients came out of the "closet" and admitted they'd never made much profit despite years of "Handicapping" experience but suddenly began to profit when they discarded the old conventional "Handicapping" maxims in exchange for what I have dubbed **Wagercapping**.

I salute them. It takes moral courage to give up "Old Ways" and accept a NEW frame of reference.

The irony of this has not escaped the new strategies of advertising agencies. Apple Computer started it. Now others are following suite. Dodge Trucks, for example. Their current theme is also "DARE TO BE DIFFERENT." Variations on this melody are now found in many ads including those for clothing, and cosmetics.

Advertising, especially TV advertising, has always been a major influence on public thinking. It was not very long ago that ads stressed conformity, urging us to buy the products that were the most popular, statistically most accepted by the mass. Things like 4 out of 5 dentists recommend... Now, since APPLE came from virtual bankruptcy to major financial success with their "Dare to be Different" (and the i-Mac) theme, it follows, as night the day, that other advertisers would imitate them.

Suddenly we've gone from a people urged by media to conform, to a population being urged to DARE TO BE DIFFERENT. Fortunately for us, the mainstreamers of handicapping will not "Dare" to be anything except status quo. Not as long as those making presentations at their conventions are screened by a man declaring himself to be a card carrying member of the handicapping mainstream.

Tom Ainslie, first to be invited as a speaker at Expo 2000, declined the offer. He has too much integrity, intelligence and "Dare to be Different" success to participate in such a mainstream event.

Our clients, with some notable exceptions, have *a/ways* dared to be different. Otherwise, why join a group headed by someone who is an admitted and publicly acknowledged iconoclast who openly derides the false and often fraudulent claims of the majority of noted author-experts in this field.

The fact that I openly declare that my goal is to teach **Winning**, not handicapping is anathema to them.

For those who still enter from the Daily Racing Form...

One great improvement made by the new owner/management of the Daily Racing Form is the consistent accuracy of their Speed Ratings and Daily Variant made from 3 year best times.

Therefore, you need only enter 3 year best times for the track you play most frequently. Adjustments from other tracks will be made automatically without you having to look up their 3yb.

The Power of THREE

The numerology of horse racing has always been dominated by THREE and thirds. There are many examples. Here are just a few.

Each race is divided into THREE fractions.

One THIRD of favorites win.

Two THIRDS of favorites are in the money.

The first THREE horses across the finish line pay off to bettors.

In a valid selection method the top THREE win the vast majority of all races.

The top THREE betting choices also win the majority of all races.

89% of all double-digit VALUE bets are found in Validator's top THREE V/DC (when directions are followed, and often even when they're NOT).

In Synthesis' BL/BL, it's 89% Top 4 tiers.

HUMAN BEINGS - THE PHENOMENON OF DUALITY

HUMANITY and the history of HUMAN experience has always been dominated by the number 2 - DUALISM.

IN THE BEGINNING...GOD created...

Heaven and Earth. (populated it with TWO) Adam and Eve

God and the Devil. Heaven and Hell. Good and Evil.

The Story of Noah and The Ark...animals aboard in TWO of each species.

Right and Wrong. Love/Hate. Either/Or (Dichotomy)

Life/Death (Eros-Thanatos) Life Wish/Death Wish

Win/Lose. Black/White. Right Brain/Left Brain

Believer/Infidel. Manics and Depressives. SPLIT (dual) Personality.

Man and Woman. Husband and Wife. Parent - Child,

Teacher - Student. Doctor-Patient. Young - Old. Rich - Poor.

Jew - Moslem (even though the lineage of both is through Abraham).

In Christianity we have Catholic - Protestant (and a lot of graves in Ireland). The list of Two's goes on and on.

With all this evidence of duality it seems we're almost pre-ordained to bet two horses. The dichotomy suggests we bet the two with the highest and lowest odds. However, we can do better than that by wagering on the LOW odds horse our readouts say has the *most* chance of winning and a *higher* odds contender deemed by our readouts as having the best chance to win and pay a substantial profit.

When, as human beings, handicappers enter a contest where success is dictated by Three's, most will fail simply because of mankind's atavistic attraction to dualism and the making of choices based on the dichotomy of Either/Or. When faced with choosing from three alternatives, many handicappers, and virtually all "horseplayers," suffer debilitating anxieties causing them to choose incorrectly the majority of the time.

Hence, despite my almost violent protests in the past six issues of the Follow Up, clients persist in an almost monomaniacal focus on the TOP TWO numerical choices from their readouts. Just by thinking in terms of THREE, most would profit dramatically. It appears that I'm at war with basic human nature when I suggest they expand their horizons by only ONE.

I have a lot of evidence to suggest that might even be a losing war.

Consider this: Before I had the temerity to suggest that clients should think about making a monetary profit along with just winning races, the Sartin Methodology was the most popular refuge for aspiring handicappers who couldn't consistently pick horses that won. With the Methodology, most of them began selecting a bevy of winners. Even though they didn't keep accurate profit-loss records of their wagers, they didn't care. Times were good. They had jobs. The emotional exhilaration from winning sufficed and they were happy.

Even when they suffered losing days they had Doc and his Psychology of Winning to tell them it was because of negative childhood conditioning through parental discounting, social imprinting or impositions from their training. It became convenient to use ol' Doc's therapeutic approach as an excuse for failure.

Well that's not what Win Therapy is all about! It is designed to give insight into the reasons for failure and to then give permission to succeed. Many clients stopped at the threshold of PERMISSION. They got too much pleasure, albeit masochistic pleasure, from having a source to place the blame for their failure. They had an excuse, and that's really all they wanted.

When ol' Doc insisted they abandon this unhealthy condition and move forward, they resented it and began to drop out, seeking someone or something that would permit them to remain in stasis. My focus on demanding that clients avoid the insidious negative traps offered by things like PROJECTION and EXTERNALIZATION (Follow Up 64) created discomfort. They threatened the perverse pleasures derived from that other instinctive human drive: Thanatos, the Death Wish.

It is extremely difficult to cure personality dysfunctions stemming from a sub or unconscious desire (need) to fail. In most instances that need is confined to a single field, in this case handicapping. In other areas of endeavor such need is seldom manifest. I've often explored the

reasons that handicapping triggers such a need, so I won't repeat them here.

As a therapist I'm opposed to enticing anyone into a stochastic endeavor, labeled by society as gambling. I'm interested only in helping those who are already dedicated to succeeding in the field. Those who are not so dedicated are doomed to fail. They will persist in losing no matter what I might say or have proved through long research and daily practice. Why? Because they have chosen to accept myth-driven "opinions" and outdated "rules" over reality. Since such acceptance is the source of most personality disorders, I can take such persons no farther through these pages. Protracted therapy? Perhaps. But the truth is, even though they won't admit it, most are getting too much pleasure from failure and don't truly want to change.

Such is the nature of Human Dualism Can't win: lose. Can't be first, be last. Can't be right: be wrong. Can't love: hate.

In creating mankind, heaven gave us the unique ability to take equal pleasure from either side of the dualistic dichotomy. Animals don't possess it. They're governed by survival of the fittest. This is the Darwinist principle that also dictates winning and losing at the races. To consistently WIN, one must overcome all negative aspects of Dualism. But, take heart. Dualism is not all bad. You can still make more money wagering on two options than with one. The trick is to isolate the proper two from racing's most persistent number: THREE. Vox Pop is filled with persons who have done so with Bottom Line/Betting Line. So can you!


THE POWER OF THREE
from the Basic Manual (The Yellow Manual)

A 3-3-3 is the best predictor of longshots.

A 3-3-X is the 2nd best predictor of longshots.

A 2-2-X is the 3rd best predictor of longshots.

Now, with the development of the Validator's V/DC readout, the Power of 3 has been isolated and quantified consistently by hundreds of clients using the program. Over 80% of users are finding that their highest paying Win Overlays come from the 3 R in V/DC AFTER HIDES, without considering any other factors.



Paradigm Shift

by "Capper"

Winning. Winning is what the Methodology is all about, making us winners at the track to make us winners in life. The goal of the Methodology is to allow us to let go of all that holds back our creativity and thought in becoming winners. The Follow Up is replete with articles to help us achieve

that winning level. There are always letters from clients who have overcome many of the BLOCKS which they have encountered, and have become winners.

Lately one of the currently common words we hear and read is PARADIGM. "What is a paradigm?", is one of the questions I have been asked most often in recent months. Let us look at what is meant when we hear about paradigms and a paradigm shift and how this evolution can and does affect our bottom line. It is how those who are not yet winning can see how they are held back by the handicapping paradigm.

A paradigm is "the philosophical and theoretical framework of a school or discipline within which theories, laws and generalizations and the experiments performed IN SUPPORT OF THEM are formulated" (Webster's 10th edition collegiate dictionary, emphasis mine). In this definition we see that a paradigm is self-perpetuating. It does not allow experiments or generalizations that are not supportive of the dominant paradigm of the time. We can see examples of this throughout history.

Here is one instance: Remember Galileo?? Galileo was the one who put forth the idea with experimental evidence that the earth was not the center of our solar system, that indeed the Earth revolved around the Sun. This was so contrary to the accepted paradigm that Galileo risked being burned at the stake if he did not recant his theory. He did recant and lived to see many more days. We further know that within a few years this 'controversial' thought was accepted as truth. This caused a shift in the paradigm of the time and of the scientific discipline in general. It threatened any one with a vested interest in the old paradigm. It certainly threatened those who were supposedly the most learned of the day. A second more recent example is the quartz watch. It was invented by those Master watch makers, the Swiss. However, the new idea was so different these Swiss did not accept the concept. They did take the quartz watch to a trade show where it was seen by some Japanese watchmakers. We know what happened after that. Japan became the dominating watchmaking country in the world utilizing a new paradigm in watchmaking.

Anchors was my topic in the most recent issue of the Follow Up (#81). These anchors that keep us rooted in the vestiges of the past whether they are from "oldstream" contexts or from the older Methodology itself are the framework of the old paradigm. We know that the Doc continues looking for and finding ways to keep the Methodology moving forward. It is indeed a revolution of thought, ideas, and use of new technology. What has really occurred is that the Doc has ushered us into a new paradigm. It is a shift from the old thought patterns to the new thought patterns and the acceptance of the shift does not come easily.

The 'horsey' paradigm—what is it?? This is the dominant handicapping thought of our day. It has been the dominant thought for quite some time. One of the earliest 'absolutes' in handicapping was the use of speed figures, especially final time. Today this prevailing thought still dominates the mainstream paradigm in contender selection. Visual perception of a horse's running style, second call times, man made 'class' distinctions, closest to the pace, recency, yada, yada, yada.....these are other manifestations of the old, 'horsey' paradigm. One of the things that happens when one accepts an overriding premise, i.e. final time, as THE factor is that any other aspects are slanted to make the dominant thought the winning one. This prevents new ideas from coming to the surface.

Even the concept of pace was not accepted as having any credence until recent years and even now most pundits regard pace as merely the second call time. Of course if one is making their living from selling systems, selections, and publications why would they want to change? If you actually sell a system that really wins you may have lost an on-going, paying customer. Soooooo let's maintain the status quo seems to be the order of the day. Keep those customers coming back. Sell those purloined, over-used formulas, repeated 'rules and angles', speed calculators, and racing analyzers. One horse betting. Now there is a real cornerstone of the mainstream paradigm. It has nothing to do with contender selection only in how one actually invests their money. When people make other types of investments whether it be stocks, coins, or vintage wine they do not invest in only one stock, one coin, or one bottle of wine. Why should profitcappers be any different? We shouldn't; invest to profit, not merely to speculate. We know how beneficial two horse betting can be, and it takes us out of that ego-driven need to be able to pick THE winner. Remember, the goal is to be a winner, a winner of money not of races or fans.

Using the very highly visible and thus perhaps easier to remember races of the Triple Crown it can again be illustrated how the multiple horse investment pays off. Unlike recent years this year the programs showed the favorite had a good chance to win. We know he did win. My win tickets in the Derby were not winners; they were on Aptitude and Impeachment because I was not willing to accept the short price on the favorite. However, using the SAME two horse betting guide in the Preakness, again not accepting the short price on the favorite, I collect the \$14.40 mutuel on the winner, Red Bullet. For the first two legs then the minimum investment for win tickets is \$8. The return is \$14.40. The net profit is \$6.60 or 80%. This is a good example of investing on two horses per race to make a profit not on just one race but on all the races.

The old paradigm dominates the publications and the minds of almost all the people around us. We see the same bylines, tip sheets and horseplayers wherever we go to profitcap. Being locked into assumptions based on an old paradigm prevents us from evolving into the waghercapper you want to be. By changing our assumptions and dropping the old ones we begin to alter the decisions we are making. We begin then using the new paradigm. This shift allows us to waghercap beyond oldstream conventions. It allows all of us to be winners.

Since the evolution of the Synthesis program Dr. Sartin has truly taken the Methodology not only into a revolution but into a new paradigm. It is up to us, individually, to not be saddled by excuses and feeble limitations. We are at the forefront of this phenomenal shift. Ride it to a new you, a winning you.

The 'Capper here with a race day reminder....work the plan, be profitable.

'Til next time.

Dear Doc -

Thank you again. My trip out there was great. I learned so much and you all were so nice. I had a great time...

Doc, some great news! I went with my dad to Monmouth Park the Saturday before Father's Day. He was so excited to see the Validator in action. He and my mom were very supportive in my trip out there. We all went to Monmouth together. My dad loves the Superfecta so I gave him the top 4 horses from the V/DC screen on the Validator. He won the Superfecta - \$1100.00. Wow - what a great Father's Day present. I had the winner myself across the board.

Thanks

B.V., New Jersey



MONMOUTH PARK
RACETRACK

6-5A2B-8FC8-F8AC

Race 11

17-Jun-00 172M

MONMOUTH

\$1 S'FECTA BOX \$24

4, 10, 11, 12

24 BETS. TOTAL \$24

SAM
17Jun00

W: 030377

16:13:28

6-5A2B-8FC8-F8AC

- - - - -

see readouts ➡

MTH0617-11 8.07 \$20,000
BOTTOM LINE: 11.00

PNCNAME	LdNT	SR	PR	BAL	LS	TIE	ODDS	TRKDISTS	M/L	DAYS	AGE
4 RED R2	S	88	86	4	23.3		EVEN	GP 8.5T	3/1	14	6
11 GOODT2	4 th	88	87	3	22.3		EVEN	AQU 8.5T	5/2	8	7
12 WHY S3	W	81	85	8	19.5		2-1	MTH 8.0T	5/1	50	8
10 AXIS 1	P	82	86	8	15.8		7-2	MTH 8.5T	6/1	14	4
5 SONOF2		67	84	7	11.0		5-1	GS 8.0T	10/1	14	5

SYNTHESIS POWER RANKINGS AND FRACTALS

#	PNCNAME	LdNT	SR	B L	A S	L P	T O	PRIM		SUPP		FRACT			ESP		SCBL		PRIM												SUPP																																																																																																																																																																																																																																																																																																																																																																																																																																																																																																																																																																																																																																																																																																																																																																																																																																																																																																																																																																																																																																																																																																																																																																																																																																																																																																																																												
								LS	R	LS	R	E	L	N					E	L	C	T	H	F	F	S	F	E	T	P	E	L	C	T	H	F	F	S	F	E	T	P																																																																																																																																																																																																																																																																																																																																																																																																																																																																																																																																																																																																																																																																																																																																																																																																																																																																																																																																																																																																																																																																																																																																																																																																																																																																																																																																	
1	4	RED R2 S	88	4	4	1	12	3	6	1	2	1	3	LAT	3.0	3	2	1	1	1	2	2	1	2	1	1	1																																																																																																																																																																																																																																																																																																																																																																																																																																																																																																																																																																																																																																																																																																																																																																																																																																																																																																																																																																																																																																																																																																																																																																																																																																																																																																																																																</

SCBL Calculated by Program to Conform to Today's Pace
FRACTALS WEIGHTED: E=Early L=Late N=Normal

#	PNCNAME	LdNT	T	DATE	EARLY	TOT R
1	4 RED R2					169.4 1
2	5 SONOF2					158.6 5
3	10 AXIS 1					163.5 3
4	11 GOODT2					167.0 2
5	12 WHY S3					161.4 4

THE VALIDATOR

PNCNAME	LdNT	TOT-R	TPV-R	TDC-R	V/DC-R
4 RED R2		1	1	2	1 S
5 SONOF2		5	5	4	4
10 AXIS 1		3	3	5	3 P
11 GOODT2		2	2	1	1 4 th
12 WHY S3		4	3	3	2 W

11TH Mile Test \$20,000 36 to 20,000 - 16,000
Winner: Ch. 4 by Exuberant Sally, 8.00 by Prouddest Roman
Owner: New Farm Trainer, Parkers Red W J
Horse: 4 RED R2 9.74 6th 4-1 134 Jockey: 8.80
Why Stop Now 7 1-8 1-12 1-3N 2nd Beckner 18.60
Axis Time 3 2-1 3rd 2nd 334 LaVoy 3.40
Red Rocket Robyn 8 4th 2nd 3rd 4-2 1/2 LopezCC 1.30
Goodthingstocome 2 5th 7-4th 5-4 5-3 1/4 Mojica 16.50
Absolutely Ruf 1 8-1 9 8th 6th Aguilar 22.50
Saver Over Finish 5 9 8th 9 7th Martinez 11.50
Missedconfession 4 3th 4th 6-1th 8-1th Butler 12.70
Sonofajinsky 6 6th 5-1th 7th 9 Velez 5.50
Unlisted Phone
Off 5:35 Start Good. Won driving.
Time 22 4/5 46 2/5 1:11 4/5 1:36.
12- Why Stop Now 19.60 11.40 7.40
10- Axis Time 18.20 11.20
4- Red Rocket Robyn 4.80
Ex 12-10 \$244.20 Tri 12-10-4 \$1,085.40 DD (4-12) \$37.60
DD (8-12) \$136.60 Superfecta 12-10-4-11 \$1,109.80
Pk 3 (6-4-12) \$1,987.20 Pk 3 (6-4-12) \$399

The Fallacy of Result Chart Profile Figures

Our Methodology is credited with creating the modern concept of Track Profiles and Race Models, This credit may not be fully deserved, yet the way we make profiles and models is indigenous to our Method. Some clients subscribe to periodicals and services that offer Track Profiles. These are all made from result charts. Even some graduate engineers can't seem to get it through their heads that the matchup seen in result charts is not the same as those taken from the past performance lines.

I subscribe to the best of the racing periodicals. American Turf Monthly who, unlike their competitors, always publish at least one, sometimes more, viable articles each month. They cannot be held to blame for the track profile statistics offered by their contributing authors. These profiles are valid only if one is able to handicap with the following day results in hand like the protagonist on that TV show, Early Edition.

Result chart profiles are tragically misleading and anyone using them to handicap a track so profiled is in for a big disappointment. Particularly erroneous are stats about wire-to-wire winners and closers.

Using Del Mar and Saratoga as 1999 season examples, viewing the most predictive past performance lines for these kinds of winners, we find that about half in each category did NOT fit the published result chart profiles. Less at Del Mar, slightly more at Saratoga.

One published example shows a plethora of wire-to-wire turf winners and a dearth of closers winning on the turf at Del Mar in 1999. Using each winner's most predictive past performance line in the last three races, few ran wire to wire and there were Sustained, Sustained Pressers and Closers in abundance.

Unfortunately, I've never seen a published profile accompanied by any average Win mutuels. I've kept such records for 25 years. In today's racing, as opposed to statistics from the 1980's, designated early runners, especially those who can only win going wire-to-wire, are paying far too little to be profitable.

All you winners know that the higher mutuels come from Pressers and Sustained Pressers. Still, anyone believing published profiles would have to pass or enjoy little if any profit from the 176 alleged wire-to-wire winners out of a total of 363 races in order to make a profit. All of you who reported a profitable 1999 season at Del Mar know that this was not so.

Any handicapper seeking a profit should realize that the matchup of horses seen in the result charts is quite different from the past performance running line used to handicap these horses.

To believe otherwise is self-deception.

Those downloading from TrackMaster get our own exclusive lines as Adjusted, Equalized and Normalized. The PP matchups and those seen in the result charts are often as different as night and day. This should be obvious to anyone using their Early-Late Graph. I suggest that all clients make an early late graph, before and after hides of each race you handicap from now on. Then compare your E-L figures with result charts and note the difference. This difference is one of our biggest edges over the public.

AT DEADLINE...*IT ALSO HAPPENS AT BELMONT... From New York's Paul Yudell*

Dear Doc,

It was just a few days ago that I was reading in Followup #81 all the stuff about short fields. Then today (Sun 7/9) there were a couple of similar races at BEL with very interesting outcomes: The third race had 5 fillies & mares going 7 furlongs. The 1/9 favorite was NOT ranked #1 on the composite screen, but was #2. So I figured I could get away with hiding it for win. The #1 ranked horse was #1 by 5 points, which seemed to be a great overlay. The #3 horse was a bit too early for 7f at BEL (my records), so I stuck with my overlay as a single wager. It won and paid \$12.20 to win, with the favorite naturally running 2nd for a simple \$23.40 exacta.

Pace Launcher IV Composite -- ATM

BEL 7-9-00 3 7 D

#	NAME	L	N	T	EPR	LPR	CPR	TT	HID	FW	FX	LS	RANK
1	SILVE	1			1	2	1	1	1	1	2	9	1
2	BLUE	1			5	3	3	5	3	4	4	27	4
3	ALYLI	1			2	5	4	2	5	5	5	28	5
4	MATLA	1			3	1	2	3	2	2	1	14	2
5	HONES	1			4	4	3	4	4	3	3	25	3

BEL 7-9-00 3 7 D

WIN ODDS ONLY

ADJUSTED

	BOTTOM	BETTING	ODDS
	LINE	LINE	@ 6 MINUTES
	LS	ODDS	TO POST
1 SILVE	23.5	EVEN	7-1 - W \$12.20
2 MATLA	20.3	EVEN	1-9 - P
3 HONES	11.0	4-1	11-1
4 BLUE	9.0	5-1	17-1
5 ALYLI	7.0	7-1	17-1 - S

The 8th race was even better - it had only 4 starters! With two heavy favorites in a field of 4, one could easily forego the computer altogether and either pass the race, or, bet the other 2 at 5-1 & 10-1. But again, just like the 3rd race, the two heavy favorites were ranked 2 & 3 on the composite screen, while the #1 ranked horse has a 5 point line score lead over the 4/5 favorite. Pace Launcher was obviously not impressed that one favorite won the Preakness & the other won the Belmont. This #1 ranked horse was also the #1 BL/BL horse, and in a field of 4 with no show wagering, it went off at 7-1 and paid \$16.00/\$8.20, keying a \$49.00 exacta with the 8/5 2nd choice.

Pace Launcher IV Composite -- ATM

BEL 7-9-00 8 8.5 D

#	NAME	L	N	T	EPR	LPR	CPR	TT	HID	FW	FX	LS	RANK
1	RED B	1			4	1	4	4	3	3	2	21	3
2	COMME	1			3	4	3	2	4	4	3	23	4
3	MORE	1			1	3	2	3	2	2	1	14	2
4	ALBER	2			2	2	1	1	1	1	1	9	1

BOTTOM LINE -- BETTING LINE

BEL 7-9-00 8 8.5 D

WIN ODDS ONLY

ADJUSTED

	BOTTOM	BETTING	ODDS @	
	LINE	LINE	6 MINUTES	
	LS	ODDS	TO POST	
1 ALBER	23.5	EVEN	5	- W - \$16.00 / 8.2
2 MORE	20.3	EVEN	8/5	- P - Ex = \$49.1
3 RED B	14.5	2-1	4/5	- S
4 COMME	13.0	3-1	10-1	- 4TH

