


The FOLLOW UP

with Howard G. Sartin, Ph.D.

EVOLUTION

ISSUE #81



INDICAPPING REVOL

"Here's To The WINNERS"

Publisher's Desk	1
On Line	6
The 2000 Kentucky Derby	9
Breaking Ties	17
Q&A with the Doc	18
Anchored? by 'Capper	21
The Mainstream Strikes (OUT) Again	23
Psychology of Winning	30
Potpourri	33
FEATURE ARTICLE: From Our Mailbag- Results from WINNERS	37
Ends & Odds	54
Vox Populi	63
AT DEADLINE	70
Wagering Decision Form	71

The FOLLOW UP is published six (6) times a year by O. Henry House, Inc. in conjunction with the Inland Empire Institute. Subscription price is \$75 per year third class mail and \$90 per year first class & Canadian mail, other foreign subscribers: \$100/year. Back issues are available for \$12.50 each. California residents add 7.75% sales tax. If you have any problem with your subscription or have a change of address, please contact O. Henry House at the address below. All information in this publication is for informational purposes only.

The FOLLOW UP

O. HENRY HOUSE, INC.
1390 E. 6TH STREET, STE 5
BEAUMONT, CA 92223
909-845-5907

between 1 and 3 PM Pacific time

E-MAIL

sartin@jps.net

Please send all correspondence to this address. This includes submission of material for publication consideration, letters, opinions, comments - whatever.

Thank you--O. HENRY HOUSE, INC.

Tech Support:

909-845-1728 11:30 - 3:00 PM Pacific

shane@discover.net


O. HENRY HOUSE, INC.
PIRCO
THE SARTIN
METHODOLOGY
1390 E 6th St #5
Beaumont, CA 92223

STATEMENT OF POLICY

The Sartin Methodology is based in Psychotherapy and its goals are NOT directed toward fostering the illusions or delusions of gamblers seeking magic solutions for picking winners. We are primarily a healing arts organization dedicated to providing an alternative solution to mainstream psychiatry's prescription of total abstinence for non-winning handicappers. Our slogan is - and always has been -

"THE CURE FOR LOSING IS WINNING"





For several years I've been writing Follow Up articles about the most vital pieces of information essential for **winning** with a **profit** using one of our advanced computer programs.

They deal with:

(1) the vast difference in our definitions of Tier Levels in BL/BL and Corollary Rankings. The Tier Level concept is meant to be *horizontal*, not vertical while Corollary Rankings descend downward from #1.

My biggest error was in using R for Rank on the Validator's V/DC readout because the numbers there should also be considered the same way as we do TIERS; horizontally. In advanced versions of the program we will use a T in place of the present R. Wagering choices should be made not by the V/DC number under T, but by closing odds.

This has been hard to get across. A few of our e-mail responders still insist that they can't bet a 3 because it lacks, in their opinion, sufficient corollary support. Like so many "opinions" theirs is costing them a lot of profit.

Mark Twain has always been one my favorite authors. Yet his statement that "Horse Racing is a matter of opinion," does not live up to the standards he set with Tom Sawyer and Huckleberry Finn.

(2) the best way to determine the *most predictive* paceline. Of all factors, the most vital one in winning. While the Mainstream still clings to recency rules, some even to the exclusive use of the **last** race, our research, supported by that of SportStat, the highly regarded research firm in Nevada, proves that the last race is less predictive than both the second and third back. In many races the predictive power of the *last race* is no greater than a line 4 back.

You may be surprised to see the wide difference between a **last race comparison** and one encompassing the **best of the last three** of both the DRF SR+Variant and the DRF Beyer numbers.

Before comparing these results, I need to explain that in adapting Equibase Speed Rating + Variant figures, as used by TrackMaster, to ones even *better* than those in the DRF, we can use the following information with impunity as they still apply to *our* readouts.

Daily Racing Form Speed Ratings + Track Variant

Best Last Race Figure

Tracks	Num	Avg Odds	Exp. W%	Act W%	Act P%	Act S%	Win ROI
Hol	237	6.97	21.55	22.78	37.97	53.16	-0.19
Others	792	5.47	21.67	21.97	38.13	51.52	-0.17

Beyer Speed Ratings

Daily Racing Form

Best Last Race Figure

Tracks	Num	Avg Odds	Exp. W%	Act W%	Act P%	Act S%	Win ROI
Hol	223	3.79	25.22	27.35	43.95	62.78	-0.20
Others	737	3.63	25.12	25.24	41.52	56.85	-0.17

As you can see using the last DRF line produced a win percent of 22.4, for an average loss of minus-.18. The average win odds were 6.2:1.

Using the last Beyer Rating gives us an average win percentage of 26.3 for an average loss of minus -.185. The average win odds were: 3.7:1. The Beyer WIN percentage is a bit higher but the average win odds were considerably *lower*.

Now let's look at both from the standpoint of BEST of the LAST THREE:

Beyer Speed Ratings

Daily Racing Form

Best Figure of Last Three Starts

Tracks	Num	Avg Odds	Exp. W%	Act W%	Act P%	Act S%	Win ROI
Hol	225	4.58	24.27	26.67	43.56	57.33	-0.10
Others	745	4.26	24.03	24.43	41.21	55.84	-0.17

Using the Best Beyer Figure in the last three provides an average LOSS of: (minus) -.135. Average Win percent = 25.5. Average WIN odds were only 4.43:1.

Daily Racing Form Speed Ratings

Daily Racing Form

10 Lake Drive, Hightstown, NJ 08520 (800) 456-3676

Best Figure of Last Three Starts

Tracks	Num	Avg Odds	Exp. W%	Act W%	Act P%	Act S%	Win ROI
Hol	232	9.01	18.83	23.71	39.22	50.86	-0.04
Others	826	6.60	19.72	21.31	36.80	49.64	-0.04

Using the best of last three lines, DRF + Variant: Average Loss= (minus) .04. Average WIN percent 22.51. Average WIN ODDS = 7.8:1.

Winning clients must be getting tired of my repeatedly showing this data. Sadly, non-winners pay little or no attention to these facts and go right on picking their pacelines by *old* guidelines: Visually perceived running style, closeness to the 2nd Call Pace, Class rises and drops and a myriad of other factors that permeate the thinking of those aspiring to be "Handicappers" getting \$6 winners.

It must be stated that all these figures result from using the last or best of last three with *no* discrimination. All distances, surfaces and classes were lumped together. While the Beyer figures in both examples show a slightly higher win percentage. The DRF Speed Rating+Variant offers considerably higher win ODDS!

My first point demonstrates that universal use of the last line, with either the DRF or the Beyer Figures is disastrous from both the standpoint of Win percentage and average odds.

My second point is, as it has been for years: why does the Daily Racing Form waste royalty money on Beyer Figures when all along they've had something better? The answer of course, is the public's regard for Beyer and his assertions, along with those of many other entrepreneurs who sell their own figures, is that the DRF SR+V is based on fallacious times.

All times are relative, whether based on 3 year best or massaged by Beyer or anyone else. The secret of the profit superiority of the DRF SR+V is that it is based on a *consistent* mathematical formula that eliminates all subjectivity based on fame or ego.

I've been pointing out and constantly repeating such facts for years. To some clients my efforts have been less than fruitful. Yet those who fully comprehend my messages and accompanying guidelines are winning with an amazing degree of consistency and excellent profits. Many of them for the very first time.

In this issue we have published several client readouts in which winners paid very **high** mutuels. One was \$103. This horse become an automatic bet if the user is willing to go back 3 lines. Few would because the last two lines were not very good. Those who missed this winner were trying to be "Handicappers," **not** Wagercappers.

FLASHBACK: The scene is page 70 of Follow Up #80. I told you I would insert photocopies of three winning tickets sent to me by "Capper." The reason being that a FEW clients look at winning readouts and are less than impressed because no proof of betting is provided. Their true reason is, of course, they don't get these kinds of winners, so they rationalize away their failure by saying we cherry pick wins. *Not* so.

I inadvertently left out the ticket for Capper's \$20.80 winner at Gulfstream. An oversight I'll correct right now.

Next, to Gulfstream - same day, for Race 9. The winner pays \$20.80, part of that 20% paying off at odds over 6-1.

CP0311- 9 7.00 \$37,000
BOTTOM LINE -- BETTING LINE

NATIONAL
ORANGE SHOW

1-6811-ECU1-E463

11-MAR-00 56
GULFSTREAM

Race 9

WIN

1, BL
47.00

2 BETS. TOTAL

FLIP-SUM M102003
11MAR00

1-6811-ECU1-E463

12:56:30

WNAME	LDNT	SR	PS	BAL	LS	TIE	ODDS	TREDS	H/L	DAYS	AGE
1 BRASS1	89	87	5	22.3			EVEN	GP	7.00	3/1	28
77EARLY2	87	87	5	20.0			9-5	GP	7.00	8/1	49
87WAYCR1	86	87	6	16.5			3-1	GP	6.00	5/1	21
137MARKE1	86	84	6	16.0			3-1	GP	7.00	6/1	19
4 BLAZE2	82	87	6	13.5			4-1	GP	7.00	10/1	21

SYNTHESIS POWER RANKINGS AND FRACTALS

#	PNCNAME	LDNT	SR	BLT		PRIM		SUPP		FRACT		PRIM		SUPP	
				L	R	L	R	L	R	L	R	L	R	L	R
1	1 BRASS1	89	5	4	0	13	1	7	1	1	1	2	2	1	1
2	4 BLAZE2	82	8	4	3	27	5	25	4	4	5	5	5	5	5
3	77EARLY2	87	5	2	2	19	2	13	2	2	2	3	2	3	2
4	87WAYCR1	86	6	3	5	21	3	11	2	3	3	1	1	1	2
5	137MARKE1	86	6	1	4	23	4	19	3	5	4	4	4	4	4

SCHL Calculated by Program to Conform to Today's Pace
FRACTALS WEIGHTED: E-Early L-Late N-Normal

COMMENT
2x7 c125-01377 repeat the 907 peaked?

- 1 BRASS1 no w77. w77.16-1-2-8.
- 4 BLAZE2 w77. 16-1-3-2.
- 137MARKE1 2x7 broke mid last out-w77.

THE VALIDATOR

PNCNAME	LDNT	TOT-R	TPV-R	TDC-R	V/DC-R
1 BRASS1		1	1	2	1 S
4 BLAZE2		3	5	5	4
77EARLY2		2	2	3	2 P
87WAYCR1		5	2	1	1 W
137MARKE1		4	4	4	3

9 ALW 4+ NWLX \$37,000 7.00 FT Clear

8-WAYCROSS CITY	20.80	9.20	4.60
7-EARLY REPORT		7.80	4.00
1-BRASSAPASS			1.20

SCRATCHED Forfiftyfiverocket, Lunar Shadow

Exacta	8-7	130.40
Trifecta	8-7-1	635.00

He could have won the \$635 Trifecta here if he chose. Also the \$130 Exacta. The winner ranked tied for #1 with the Show horse. The PLACE horse ranked 2nd. If you peruse lots of readouts published in various Follow Up's, you'll see how often good handicapper/wagercappers have the Show ranked #1. This a phenomenon that has been true since 1975. Quite often the Show horse has the same qualities as the winner or place horse but does not quite often live up to the form showed in its Past Performance lines. This horse is also usually among the top 2 betting choices of the public.

In this race we see another instance of the Place horse (and Show horse) being COUNTER ENERGY to the WINNER.

#	PNCNAME	LD	N	T	LATE EARLY	TOT R
1	BRASS1	11.3			-----S	172.2 1
4	BLAZE2	13.5			-----	169.8 3
77	EARLY2	3.5			----P COUNTER ENERGY	171.0 2
87	WAYCR1	W-15.7			-----	169.2 5
137	MARKE1	5.5			-----	169.5 4

EX-L V-L M-L <E> M-E V-E EX-E

We're beginning to receive e-mail and phone calls from a few clients who handicapped some of the races we've published in the Follow Up. Last week we had two. One wanted to know why the person doing the race bet differently than he. The other wanted to know why a certain horse was not included in the rankings.

To stem the tide of such communications, I'll offer this explanation. The races you see in the Follow Up are, for the most part, done by clients. What you see represents *their* choices and decisions. Only in a few instances will you see races done by myself, Shane, 'Capper or Aline. When one of our races is published, we explain exactly *why* we made our choices. That is not true of races done by clients.

Personally, were I a subscriber, I'd rather see a bevy of races done by other subscribers than I would those done by the publisher or his cronies. I can't see how anyone would think otherwise. Accomplishments of actual users, floating in the same boat as you, are far more important than those of the captain and his mates residing on the deck of a yacht propelled by years of successful experience.

More about this in the PSYCHOLOGY of WINNING.

THE VALIDATOR

For clients not getting optimal results from their current handicapping program..

THIS PROGRAM IS THE ANSWER.

*THIS IS THE EASIEST AND THE MOST PROFITABLE PROGRAM
they have ever seen.*

***“The best of Synthesis
combined with the
new VALIDATOR screens...”***

\$550

For those who purchased SYNTHESIS after August 1, 1999: \$350

California residents add 7.75% tax

Currently available only to those with advanced Sartin programs.

GOT THE VALIDATOR DEMO DISK YET???

Free to those without Validator... \$6 to those who have (great practice!)

*Call, write or e-mail
ohenryhouse@earthlink.net*

TECH SUPPORT ON LINE

TECHNICAL SUPPORT AVAILABLE
MONDAY THRU' FRIDAY
FROM 11:30 AM TO 3 PM PACIFIC TIME
909-845-1728
shane@discover.net

THE LATEST IN PRINTER NOTES

We're finding that more of the newer printers will not print in DOS so if you're shopping, make sure to check the literature or the box itself and look under "Minimum System Requirements" If it includes MS-DOS then it's safe to assume that it will print in DOS. If not, it's probably safer to pass and look for another one.

The following Printers will print in DOS and are all currently available in most stores:

HP 612C

HP895Cse

HP932C

HP970Cse

The HP612C sells for about \$100 and though it's a bit slow does a fine job of printing all the program screens. The others are all in the higher price ranges.

LAPTOP COMPUTERS

Shane has been doing some extensive work using a lap top computer with the programs. He has found that the one he is using (Toshiba) overheats quite easily and when it does he gets assorted "strange" error messages or it quits completely. At the moment, the solution seems to be: "Turn off the computer and take a half hour break while it cools off" So if you're using a lap top and having problems, try Shane's method and see if it works.

Another client has been doing some research in to laptops and he tells us that the Sony XG series has an improved cooling system that should prevent most of these problems. Since he has not yet purchased one and given it an extensive tryout, we will give you a final report when we hear more.

Following is a list of Web Sites and their features that we have found helpful. You may want to photocopy it to keep by your computer. If any of you have any favorites that we have not included, please send them in so we can add to the list.

USEFUL WEB SITES

www.equibase.com/charts/bytrack.html

Equibase is the only site we've found that provides the full results including final odds on every horse. It takes about 12 - 14 pages when printed out and is free for the first week after the race is run. Anything older than a week costs \$1 per card.

www.racingchannel.com/restricted/MEN—C>HTM

The address shown will take you directly to the live odds selection menu. Once you have selected a track, if you click on the "changes" option you will get the scratches and track condition/weather report for the track. The results are usually available no more than 5 minutes after the race is over.

Clicking on the "Results Archive" from the first screen will allow you to select results for any track and date. They come in a nice format for printing, are free, take only 3 or 4 pages to print but do not include the full results with final odds.

www.philadelphiapark.com

A nice site with multiple uses. It includes all the information for setting up a telephone betting account with PhoneBet and information on the new TouchTone wagering system. We recently heard from a client who said that it works great and they waive \$1.50 per day charge if you use the system. PhoneBet has dropped their minimum \$10 per race limit for those of you who like \$2 bets.

Clicking on the Simulcast Schedule on the main page will take you to an easily printable weekly schedule of all tracks in the country including the post time (Eastern time) for the first race at each track.

www.ntra.com

The NTRA site has a state-by-state list of all tracks under the "Racetracks" item on the menu. Clicking on an individual track will give you the basic information about the track including the dates of the current or next meet plus a link to the track's own web site if they have one.

CLEAN UP TIME

Many of you have asked for help with cleaning old races out of your hard drive. The Clean Up functions in the programs will remove the files downloaded from

TrackMaster and in the SMT program there is a second option that cleans out all of the Wagering Decision Form records. Neither of these procedures remove the multitude of small (1KB) files that are created by the program when calculating races.

If you want to remove these files, or to partially remove files for one track you can do this by using the follow procedure with Windows Explorer.

Click on Start, then Programs, then at the bottom of the right column; Windows Explorer.

When Explorer opens you will have a screen that should say "Exploring C:" at the top and beneath that, a split screen with the folders listed on the left side and, by clicking once and highlighting a folder, the contents of that folder on the right side.

To delete old files, first highlight a folder on the left; either Trkmast (for Synthesis or any of the Pace Launcher TrackMaster Programs) SMT (for the Multi-Track WDF program) or VALT (Validator TrackMaster)

On the right side of the screen you will see a list of each file in the directory. To delete a file, highlight it and then either click on the delete button in the tool bar or open the drop down menu titled "File" in the far upper left corner of the screen and click on delete.

Using this method, you can delete all files related to a specific track and date from your hard drive. Be careful to remove *only* files labeled with a track and date. When your are warned that "this is a program and you will not be able to run it" click on "yes to all" If by any chance you make a mistake and delete the wrong files, they can be found in the recycle bin and restored from there. After you are satisfied with the deletions then empty the recycle bin.

To delete more than one file at a time, highlight the top file of a group, *hold down* the shift key and hit the down arrow, one line at a time to highlight a group of files, then use the delete function to remove them all at once.

The 2000 Kentucky Derby

No presents of cigars and whiskey this year. The obvious favorite won.

Shane watched CNN when it began its Pre-Derby coverage at 9 a.m. our time. When it started to drizzle he stopped worrying about Fusaichi Pegasus last line on a Wet Fast Track. Those doing the Derby the day before might have used two lines back and missed the horse, scared off by the 102 SR on a Wet Fast track.

Congrats. to Steve Phillips, Vanoy Scott, Ruel Burns, Charles McGill, Carl Kelling, Chuck Gilbert, Michael Vincent, Charles George, Terry Traver, Dr. Edward Piesman, (these reports are still coming in so I'm going to quit listing people) and Fred Tanaka who sent me readouts with the Winner, Exacta AND Trifecta (see Vox Pop).

'Capper mentions his strategy in his regular column. Others, not named, faxed me readout proof of their Exotic Bet success in the Derby.

Personally, my only bragging rights come from getting the Place horse ranked #2 and the \$66. Exacta. The Place price was \$9.80. Had the A Entry ranked third, though not the actual show horse.

A few of our most winning clients missed the winner either because of the odds or refusing to take its last off a wet fast line. They used that race before the sprinkles started.

Some non-winners used the Early horses despite many years of my offering continuous evidence that the Derby winners, including Swale, Spend A Buck and Winning colors - all winning on the lead virtually from gate to wire, appeared on the Late part of the E-L graph.

We have a friend who likes to just "play around" with astrology for horses. He gets their birthdate and does a horoscope. He found 5 contenders that qualified by this procedure.

In order:

Commendable

(W) Fusaichi Pegasus

(S) Impeachment

Secondary:

More than Ready

War Chant

He gets the winner but NOT the Place horse. Apparently Place horses are born at the wrong time.

We got an e-mail from Fred Tanaka on Friday saying his readouts had been posted snail-mail 24 hours before the Derby Ran (they were). Here is his readout that arrived Monday, May 8.

I have always been wary of focusing too much on Triple Crown and Breeders' Cup race. The media and the public disagree. As a result many clients put more emphasis on winning the Derby and other Triple Crown and Breeders' cup events. Maybe that's okay. A lot of clients, even some with mediocre records, seem to do well in these kinds of races. Perhaps it's because they *focus*.

If they would all do the same with bread and butter claiming and Allowance races, they'd have similar success every day. Anyone getting winners, exactas and trifectas in a **nineteen** horse field should have optimal results in fields of 8 or nine or even twelve.

So if you lost in the Derby, note the lines used by those who won.

CD0506- 8 10.0D \$1,000,00
 BOTTOM LINE -- BETTING LINE

FRED TANAKA

95
 PNCNAME LdNT SR PR BAL LS TIE ODDS TRKDIST M/L DAYS AGE
 12 FUSAI1 102 94 4 23.5 EVEN AQU 9.0D 9/5 21 3
 5F DEPUT1 1 95 94 8 10.0 -- 5-1 KEE 9.0D 30/1 21 3
 5 APTIT2 97 93 6 9.5 6-1 AQU 8.0D 20/1 21 3
 4F WHEEL1 1 95 94 8 9.0 * 6-1 KEE 9.0D 30/1 21 3
 1X HIGH 1 1 98 94 8 9.0 * 6-1 KEE 9.0D 5/1 21 3
 9 MORE 1 1 98 94 8 8.5 7-1 KEE 9.0D 10/1 21 3

SYNTHESIS POWER RANKINGS AND FRACTALS

#	PNCNAME	LdNT	SR	B A L	L P	T P	PRIM		SUPP		FRACT			ESP	SCBL	PRIM								SUPP			
							LS	R	LS	R	E	L	N			E	L	C	T	H	F	F	S	F	E	T	T
1	1X HIGH 1	1	98	8	6	2	27	4	18	4	1	3	6	PRE		1	6	2	3	6	6	3	4	3	6	2	3
2	5 APTIT2		97	6	4	5	25	3	12	2	4	5	2	SUS	5.0	5	3	4	5	4	2	2	2	2	2	4	2
3	9 MORE 1	1	98	8	5	3	28	5	16	3	2	2	5	PRE		2	5	3	4	5	5	4	3	4	3	3	3
4	12 FUSAI1		102	4	3	1	13	1	5	1	3	1	1	S/P	2.0	3	2	1	3	2	1	1	1	1	1	1	1
5	4F WHEEL1	1	95	8	2	4	27	4	23	5	5	6	4	S/P	2.0	4	4	5	2	3	4	5	5	5	4	5	4
6	5F DEPUT1	1	95	8	1	6	24	2	28	6	6	4	3	SUS	3.0	6	1	6	1	1	3	6	6	6	5	6	5

SCBL Calculated by Program to Conform to Today's Pace

FRACTALS WEIGHTED: E=Early L=Late N=Normal

KENTUCKY DERBY

CD0506- 8 10.0D \$1,000,00

THE VALIDATOR

PNCNAME	LdNT
1X HIGH 1	1
5 APTIT2	
9 MORE 1	1
12 FUSAI1	
4F WHEEL1	1

TOT-R
2
5
3
1
4

TPV-R
3
2
3
1
3

TDC-R
5
2
4
1
3

V/DC-R
3
2
4
1
3

S ENTRY

P

W

R. BURNS

PNCNAME LdNT	TOT-R	TPV-R	TDC-R	V/DC-R
1X HIGH 1 1	2	3	5	3
5 APTIT2	5	2	2	2
9 MORE 1 1	3	3	4	4
12 FUSAI1	1	1	1	1
4F WHEEL1 1	4	3	3	3

AFTER
HIDESCD0506- 8 10.0D \$1,000.00
BOTTOM LINE -- BETTING LINE

PNCNAME LdNT	SR	PR	BAL	LS	TIE	ODDS	TRKDISTS	M/L	DAYS	AGE
W 12 FUSAI1	102	94	5	23.5		EVEN	AQU 9.0D	9/5	21	3
P 5 APTIT2	97	93	8	15.5		7-2	AQU 8.0D	20/1	21	3
S 1C IMPEA1	2	91	94	8	9.0	6-1	OP 9.0D	5/1	21	3
11 GRAEM1	2	95	94	8	8.5 *	7-1	OP 9.0D	20/1	21	3
1X HIGH 1 1	98	94	9	8.5 *		7-1	KEE 9.0D	5/1	21	3
4F WHEEL1	1	95	94	9	8.5 *	7-1	KEE 9.0D	30/1	21	3
9 MORE 1 1	98	94	9	8.0		7-1	KEE 9.0D	10/1	21	3

SYNTHESIS POWER RANKINGS AND FRACTALS

=====															=====					PRIM					SUPP								
				B	L	T	PRIM			SUPP			FRACT								E	L	C	T	H	F	F	S	F	Σ	T	T	
				A	S	O															P	P	P	P	T	E	W	X	P	P	X	S	P
#	PNCNAME	LdNT	SR	L	P	T	LS	R	LS	R	E	L	N	ESP	SCBL	R	R	R	R	R	R	R	R	R	R	R	R	R	R	R	R		
1	1C IMPEA1	2	91	8	1	7	28	3	29	6	7	7	3	SUS	7.0	7	1	7	1	1	4	7	5	7	4	7	6						
2	1X HIGH 1	1	98	9	6	2	31	4	17	3	1	3	7	PRE		1	7	2	3	7	7	4	3	4	5	2	3						
3	5 APTIT2		97	8	4	5	26	2	12	2	4	4	2	SUS	5.0	6	3	4	5	4	2	2	2	2	2	4	2						
4	9 MORE 1	1	98	9	5	3	32	5	21	4	2	2	6	PRE		2	6	3	4	6	6	5	4	5	6	3	3						
5	11 GRAEM1	2	95	8	6	6	31	4	20	4	5	6	4	SUS	6.0	5	4	5	6	5	3	3	3	3	3	6	5						
6	12 FUSAI1		102	5	3	1	13	1	5	1	3	1	1	S/P	2.0	3	2	1	3	2	1	1	1	1	1	1	1						
7	4F WHEEL1	1	95	9	2	4	31	4	28	5	6	5	5	S/P	2.0	4	5	6	2	3	5	6	6	6	7	5	4						

SCBL Calculated by Program to Conform to Today's Pace
FRACTALS WEIGHTED: E=Early L=Late N=Normal

Here are 'CAPPER'S' Readouts and photocopied Tickets for the Derby Tri.

CD0506- 8 10.0D \$1,000.00
BOTTOM LINE -- BETTING LINE

'CAPPER'

PNCNAME	LdNT	SR	PR	BAL	LS	TIE	ODDS	TRKDISTS	M/L	DAYS	AGE
12 FUSAI1	102	94	5	23.5			EVEN	AQU 9.0D	9/5	21	3 W
5 APTIT1	96	94	5	22.5			EVEN	AQU 9.0D	20/1	21	3 P
1C IMPEA1	91	94	6	16.0			3-1	OP 9.0D	5/1	21	3 S
4F WHEEL1	95	94	8	15.5			7-2	KEE 9.0D	30/1	21	3
10 THE D1	1	90	95	6	10.0		5-1	SA 9.0D	4/1	28	3

SYNTHESIS POWER RANKINGS AND FRACTALS

SYNTHESIS POWER RANKINGS AND FRACIALS															PRIM										SUPP									
=====				B L T		PRIM		SUPP		FRACT			=====		P P		C T H		F F		S P		F F		T T									
=====				A S O		L S R		L S R		E L N			ESP		SCBL		R R R		P P T		X N		X N		S P P									
#	PNCNAME	LdNT	SR	L	P	T	LS	R	LS	R	E	L	N	ESP	SCBL	R	R	R	P	P	T	X	N	X	N	S	P	P						
1	1C IMPEA1		91	6	1	4	20	3	20	4	5	4	3	SUS	6.0	5	1	4	1	1	3	5	4	5	3	4	4							
2	5 APTIT1		96	5	5	2	17	2	10	2	3	2	2	SUS	2.0	3	2	2	4	2	2	2	2	2	2	2	2							
3	10 THE D1	1	90	6	4	5	32	5	24	5	4	5	5	SUS	6.0	4	4	5	5	5	5	4	5	4	5	5	5							
4	12 FUSAI1		102	5	3	1	13	1	5	1	1	1	1	S/P	1.0	1	3	1	3	3	1	1	1	1	1	1	1							
5	4F WHEEL1		95	8	2	3	23	4	16	3	2	3	4	S/P		2	5	3	2	4	4	3	3	3	4	3	3							

SCBL Calculated by Program to Conform to Today's Pace
FRACTALS WEIGHTED: E=Early L=Late N=Normal

THE VALIDATOR

PNCNAME	LdNT	TOT-R	TPV-R	TDC-R	V/DC-R
1C IMPEA1		4	3	2	3 S
5 APTIT1	1	2	2	3	2 P
10 THE D1	2	5	5	5	5
12 FUSAI1	1	1	1	1	1 W
4F WHEEL1		3	3	4	4



SCOTMHC NATIONAL
ORANGE SHOW

S-CC4C-9749-E489

Race 8 6-May-00
CHURCHILL

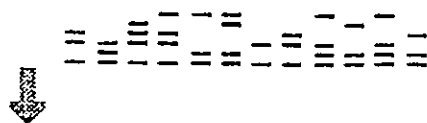
#1 TRIFECTA
5.12th 1.5.14th 1.
5.10.14 ^{43C}

13 BETS. TOTAL

SAM M102007
6MAY00

14:00 22

S-CC4C-9749-E489



CD0506- 8 10.0D \$1,000.00

#	PNCNAME	LdT	LATE EARLY	TOT	R
1	1A COME3	-7.7	<-----	165.2	8
2	1C IMPRA1 4	-22.5	5 <-----	165.3	7
3	1X HIGH 1 3	4.0	----->	168.1	2
4	5 APTIT1 1	-17.1	p <-----	167.9	3
5	7 CAPTA2 2	-15.7	<-----	164.3	Z
6	8 WAR C1	-12.0	<-----	165.1	X
7	10 THE D2	-11.2	<-----	165.1	9
8	11 GRAEM1 4	-11.0	<-----	166.3	6
9	12 FUSAI1 1	-9.7	W<-----	169.0	1
10	13 EXCHA2 2	-12.4	<-----	164.4	Y
11	4F WHEEL1 3	-9.1	<-----	167.2	4
12	5F DEPUT1 3	-19.6	<-----	166.7	5
EX-L V-L M-L <E> M-E V-E EX-E					

Kentucky Derby Chart

Eighth Race — 126th running of the Kentucky Derby for 3-year-olds at Churchill Downs. 1 1/4 miles. 126 pounds. Value Of Race: \$1,338,400. To winner, \$1,038,400; Second, \$170,000; Third, \$85,000; Fourth, \$45,000. Mutuel Pool \$5,108,003.

Horse and Jockey	PP	1/4	1/2	3/4	1m	Str	Fin	To \$1
Fusaichi Pegasus, Desormeaux	15	15 3/4	13 1/2	11 1/2	6 1/2	1hd	1 1/2	2.30
Aptitude, Solis	2	13 1/2	14 1/2	10hd	8 1/2	4 3/4	24	11.80
a-Impeachment, Perret	14	19	19	17hd	13 1/2	7hd	3 1/2	6.20
More Than Ready, Velazquez	9	3hd	3hd	3 1/2	4hd	2hd	4nk	11.30
Wheelaway, Migliore	3	6hd	8 1/2	7hd	5 1/2	3 1/2	53	20.80
b-China Visit, Dettori	11	12 1/2	11hd	9 1/2	7hd	6hd	6hd	23.70
b-Curule, Julien	18	14 1/2	15 1/2	16 1/2	9 1/2	8 1/2	7 1/2	23.70
Captain Steve, Albarado	7	7hd	6 1/2	6 1/2	1hd	5 1/2	8 3/4	8.10
War Chant, Bailey	8	11 1/2	10 1/2	12 1/2	14hd	10 1/2	9 3/4	9.90
Deputy Warlock, Guidry	6	17 1/2	17 3/4	18 2 1/2	18 1 1/2	17 3/4	10 1/2	20.80
a-Trippi, Chavez	5	22 1/2	21	21 1/2	2hd	9 1/2	11 1/2	6.20
Exchange Rate, Borel	16	5 1/2	7hd	8hd	12 1/2	12hd	12 1/4	59.20
Anees, Nakatani	1	16 1/2	16 1/2	15 1/2	11hd	11 1/2	13 2 1/4	17.10
The Deputy, McCarron	10	9 1/2	12 1/2	14 1/2	17hd	16hd	14 1/4	4.60
a-High Yield, Day	17	8 1/2	5hd	5 1/2	10 1/2	15hd	15nk	6.20
Hal's Hope, Velez	4	1hd	1 1/2	1 1/2	3 1/2	13 1/2	16 1 1/2	22.70
a-Commendable, Prado	12	10hd	9 1/2	13hd	16 1 1/2	18 1/2	17 3 1/2	6.20
Ronton, Blanc	19	18 1 1/2	18 1 1/2	19	19	19	18	20.80
Graeme Hall, Sellers	13	4 1/2	4 1/2	4hd	15 1/2	14 1 1/2	19	46.30
a-entry.								
b-entry.								

\$2 MUTUELS PAID

12 — FUSAICHI PEGASUS	6.60	5.60	4.00
5 — APTITUDE	9.80	5.80	
1 — a-IMPEACHMENT	4.00		

Time: 22.47, 45.99, 1:09.99, 1:35.74, 2:01.12. Track Conditions: fast. Winner — B C, 3, by Mr. Prospector-Angel Fever. Trainer — Neil Drysdale.

\$2 EXACTA (12-5) PAID \$66.00.

\$2 TRIFECTA (12-5-1) PAID \$435.00.

\$1 SUPERFECTA (12-5-1-9) PAID \$1,635.40.

BREAKING TIES

Ties occur in two areas. The first might appear in your download - or Racing Form, if you still hand-enter. You may see that the two best of the last three lines have identical SR's in your download or are equal when factoring in the DRF Daily Variant. It happens more often in the download. If this happens enter both lines and let the program determine which line it prefers. HIDE the one less preferred by TIER and/or Rank. In the rare instance where they're still tied, KEEP the line best Ranked and/or Tiered.

When **different** horses are tied and are in the TOP 3, bet the one with the higher odds. If they're **not** within the TOP 3, Tiered or Ranked 4, or possibly even 5, demand extremely high odds.

Bet a longshot in a field of less than 7 only if it ranks 2 or tied for 2 AFTER HIDING the favorite. With the favorite left in, the Longshot should be no worse than 3rd or tied for 3rd.

In full fields, depending on your contender/paceline selection, horses ranking 4th or 5th should have *some* corollary support unless they will pay a huge mutuel.

Horses Tiered or Ranked 3rd or Tied for 3rd should bet based on win odds, not Corollaries. In short, **odds** are the most important Corollary of all if a horse is ranked within the top three.

It's up to you to decide what you feel are huge odds when you make a bet on a horse Tiered or Ranked 4th or 5th.

When three horses are sufficiently overlaid many clients are now betting ALL THREE in Proportionate amounts. I have even done it myself a couple of times. It's **not** a good habit to get into. 3 horses to win on a regular basis only offers a crutch for your anxiety, not a cure.

One client wrote me that even when he entered **three** lines per horse, the one with the highest SR always came out on top. He downloads from TrackMaster. "ALWAYS" can be a dangerous word to use since one soon starts to believe it.

I have found many instances where the highest SR in the TrackMaster download was not the favored line of the program; especially the Validator. Also, there are many SR Ties for BEST in the download. It is shocking when comparing readouts from these ties. Often one line might not even make the top FIVE while the other is 1 or 2.

Most important: DON'T use Corollary Rankings or BL/BL Tiers ONLY as your means of breaking ties. Let the ODDS be the ultimate decider.

Examine closely Follow Up example races and note how winners do it. Their procedure is quite consistent, though most have never met each other.

Q&A with the Doc

There are always a few instances when clients write or e-mail me protesting against MY choices when looking at readouts published in the Follow Up. That's fine. So I bet the winner, they didn't, and it's human nature to protest rather than accept the reality of not winning. Perhaps these persons will win races that I lose and it will all even out. Protests to date are dominated by the following:

(1) **Recency.** I pay little or no attention to this. The crowd does. I get a lot of long shots ignoring recency. The crowd doesn't. Currently 31% of all winners paying over \$10 win from layoffs of OVER 30 days.

(2) **Pacelines.** Example: Using a third line back when the last two lines are dismal. For me and others I know, this has paid off far more often than it has cost in losses. The crowd usually ignores such horses and they pay a price that more than atones for those losses.

(3) **Distance changes.** Using shorter sprint line in longer sprint races. This is based on your records. At some tracks 5.5 furlong horses can easily negotiate 6, 6.5, 7, and even 8 furlongs. At others they cannot.

(4) **Extraction and Projection.** With some discretion, Extraction is safe. Projection is a GAMBLE unless the horse has proven it can route. I Extract much more than I project.

(5) **Running "Style"** People tell me I pick horses that "go against" the "Running Style of the track." I never saw a track run. Subjective determination of running styles is a game I no longer play. Granted, I once did. But that was before we produced programs that defied our faulty visual perceptions about running "style."

(5) **Not including some horse** the client thought was better than those I did. In the Follow Up I only offer conclusions that have been proven superior. In my own wagercapping I may miss something the client perceives as important. If, in defying certain "established" rules of handicapping, I win anyway, I apologize. I'll give the \$\$\$ back.

(6) We still have clients who focus on horses that by "Conventional Wisdom" SHOULD win. I, along with those who submit winning races and letters to Vox Pop, focus on horses that DO win - at a profit.

(7) My choosing the best of the last three comparable lines even though ANOTHER line better meets the old "Closest to the Pace of Race" based on position calls and beaten lengths. I ALWAYS use the line liked BEST by the readouts from the program itself. In my case that's The VALIDATOR.

(8) I've always been opposed to "How I do it" articles. But in this case ALL the criticism was directed toward MY decisions, making it imperative that I do it this way.

(9) I'm not out to chop down your totem poles and put up my crosses, or vice versa. You do whatever you want. All I can do is suggest.

(10) I'm too old to argue. Here's one of my responses to a protest:

Dear———

With all your objections taken into consideration, the horse I picked won. You chose the horse(s) you felt SHOULD have won. I handicapped the race personally and chose what I chose based on writing (and reading) The Follow Up. I have too many statistics on recency and some of the other factors you mention to let them bother me. Perhaps my second bet COULD have been the horse you chose. I did the races four weeks ago and won't argue against YOUR decisions which are YOUR business.

The reality remains. I picked the winner, using two horses; could have bet three since the winner paid over \$20. I DON'T Handicap anymore so I bow to your superior ability in THAT department. I just Wagercap.

I will compromise with you. Make bets on horses paying \$9 or less using the kind of structured, oldstream concepts you like. Now, for your second bet, ignore all such "rules." Wagercap" and go with the overlay that from YOUR records is most likely to yield the most profit.

Now you have the best of two worlds.

Best, Sartin

The above betting advice may be the answer for many of you.

I must add that almost all of these protests were written with the utmost courtesy, including the one who received the above answer. He ended his e-mail with:

"Have had much success with Synthesis but wanted to see if Validator has any substantial improvement possibilities. If so I want to be there. Best personal regards. R.J.D."

The following missives were in Vox Pop. However, some clients refuse to read Vox Pop. It angers them to know how well so many others are faring if they are doing less well. That's not weird. It's actually a common manifestation of human nature.

These two messages offer an answer to his question, about Validator. They come from highly intelligent "Testers." Interestingly enough, both Paul and Bryk suffered through losing periods with previous programs. Paul gave up losing long ago, Bryk more recently.

Dear Doc, (et.al.)

Now I know how Leibniz must have felt when Newton published his work on the calculus. Not that I want to publish anything, but more often than I can remember, I 'discover' something, and within days I read about it in the very next issue of the Followup! (so I must be doing something right!)

This time it was the paceline 'oddity', where I enter two lines such that one looks like a good line to use and the other looks like the paceline from hell, and the program (in my case PL4) tabs the latter as the 'better' line!

Anyway, I just received a note from the office requesting my feedback on the Validator demo, so here it is.

First of all, I do not have Synthesizer, so I can only observe differences from Pace Launcher 4, of which there were several. I did all the races, including the ones from AQU, as the results are easily obtainable from equibase. On that particular day (1/9/00) I had done GP. I had also downloaded the form for GG, but for some reason never got around to doing it, and the other tracks I hadn't done at all. So I worked the races other than GP on the demo first, and then with PL4 to see how it compared. Here are my findings:

The Validator was remarkably more accurate in getting the place horse in the top 5 much more often than PL4, and winners were generally much less in doubt;

It is much easier to rework a lost race with Validator, because when you re-open a race it is in the same state that you left it in. A real time-saver.

Results of working demo races:

(Note: U is my designation for beaten-by-underlay)

GP	-	WON	4	PASSED	2	LOST	0	U=2
SA	-	WON	3	PASSED	3	LOST	2	U=2
GG	-	WON	3	PASSED	5	LOST	1	
AQ	-	WON	2			LOST	1	

What I liked best was that it was just so much easier to do a race card with the Validator, which is necessary if you're going to do 2 or more tracks. Much of what I do now is already done for me, either within the trackmaster format or by the Validator program itself. And the less data I have to concern myself with, the better!


In conclusion, it's been a few weeks since I looked at the demo & I'm still drooling. This is definitely the best program to date.

Paul Yudell
NY

Hey Doc,
Thanx for mentioning me in the Follow Up regarding the Total Energy data and letter from Russia.

In addition to my previous comments on the Validator, I also wanted to mention that I found the Incremental Match-Up Graph to be very useful. The Validator really is another improvement. You old fox, you've done it again!

Na zdrowie,
Bryk, C^



Anchored?

by "Capper"

*Bet the top two horses to win -
Early Pace Rating (EP) - Late Pace
Rating (LP) - Early - Presser -
Sustained - FX - FW...*

Are these familiar terms? These are the sounds of a Sartin Seminar from the 80's. For many Methodologists, especially those of us who became clients in the 80's, these terms were the foundation for our success at the track. For those who have become clients more recently, these are the words of the Methodology's past, its history and from whence it has evolved. It is an archive of the progression of the vocabulary from that era to today's Methodology and the Validator. The vocabulary which sets us, as handicappers, apart from mainstream thought and mainstream systems players.

These terms were as valuable to the earlier clients as the terms Bottom Line/ Betting Line, Early-Late Graph, Incremental Pace Graph and V/DC are to current clients. Why mention them here? One, they are terms that set the Methodology apart from oldstream handicapping maxims and secondly they are terms that have become anchors to many of the clients from the era of Phase 1, Phase 11, and Phase 111. These anchors are preventing them from moving forward with the changes in thoroughbred handicapping, the Methodology and continuing to profitcap. These phrases and terms were as important to these clients as the new words are to us today.

The Methodology, in order to help us become and remain successful, needed to separate us clients from oldstream habits. One manner of accomplishing this was to create a terminology that excluded the perceptions, meanings, and attachments of the mainstream horseplayer. The majority of horseplayers are losing at the track, and an attachment to and involvement in their language and perceptions helps to keep us in the same losing mode they perpetuate for themselves. We needed to break away from this negative hold on our thinking. We needed a new language, a language to set ourselves apart from the losing crowd into the winning one. Howard Sartin provided one for us.

Now the Doc did not create all the words and terms; he merely assigned them a Methodology definition, an alternative way to think about how Methodology programs 'saw' horse races. It was a way for us to sever the bond we had to the litany of the losing horseplayer, "coulda, woulda, shoulda". As the handicapping revolution moved into its next sequence guess what?—the language changed again. Now we have the first wave of revolutionary handicappers who had been winning with a new language faced with changes in the vocabulary, things change and they cannot let go. Betting the top two had become as sacred to them as water is to life. It is no longer the most profitable way to utilize the program readouts. In order to cash in on the larger mutuels in today's racing, we need to be using today's Methodology complete with its attending phraseology.

Time marches on and so have the developments the Doc has brought to the programs of the

Methodology geared to make us all winners. With the changes in the programs have come changes in the vocabulary of the programs. As we have gone through the learning process and exposure to non-linear mathematics, chaos and fractals there are new words, a new jargon of winning. It is important to us who work to remain in the winning groove that we change with the Methodology, embrace the changes in the programs, use the vocabulary that comes with them, and keep on winning. Continuing to use the words even of yesterdays Methodology keeps us anchored in outdated programs and outdated concepts, anchored in losing habits. It keeps us stuck in another era. It may have been a winning era; but times are changing and to maintain profitability, not just win percentage, we need to get into the present programs, the current vernacular.

Remember this is a Methodology about a revolution in handicapping - and, as such, the Doc has kept it and us moving forward, keeping us ahead of the pack and ahead of the short mutuel.

Speaking of short mutuels.....Another year, another derby and this year the favorite won. Wow! For the first time in 21 years the favorite actually prevailed in this race. Keep remembering it is only one race, and do not become caught up in wagering more than your usual amount. Not for the first time but for a continued succession of years the Sartin Methodology Programs did again have the winner in the correct spot on the readouts, right on top. Using the Validator the race ran just as the program displayed it 12-5-1C (Fusaichi Pegasus, Aptitude and Impeachment). The readouts were similar to recent years except that the favorite was actually the top horse this time around. The program even had the next two finishers in the order of finish, and that trifecta returned \$435.00 for \$2. So even as the favorite fell below acceptable odds of 5/2 (unless one felt compelled to bet and then used a 60/40 dutch) there was still a way to turn a nice profit. Of course if one does not bet the exotics it was a great race to pass and watch. After all it is still only one race on one card, and there were plenty of other great opportunities even with access limited to the tracks taken by the Southern California simulcasting signal. As a footnote when handicapping the Preakness and the Belmont remember DO NOT use the Kentucky Derby lines.

Now, back to anchors. There have been a number of teaching members over the years. It seems they felt they could go no further with the revolution and sort of jumped ship. However, one of the things they have had in common was that they were not using oldstream techniques. They used the Methodology to win. Time has moved on; and unless these former teaching members were able to adapt and move forward, they became mired in the past and no longer a part of the on-going revolution in handicapping and they left. They became anchors to the past.

Attachment to individual quirks of these teachers was a temporary positive effect if that. It is the programs, the guidelines and OUR PERSONAL use of them that generates winners. I do not need to be calling on the phone every other day to try and figure out somebody else's nuances and how that affects the contenders in today's race. I want to catch my own fish, day in and day out. However, I cannot make the rod, the reel, the line, the weights, floats and all the rest so I use the guidelines of a program that provides me with all I need to have in order to do my own winning day in and day out.

Losing is a habit. Winning can be a habit. Make the choice to be a winner. Embrace the changes as they come. Just as your boat must adapt to the wind so must you adapt to changes in handicapping and the Methodology that leads the field. WEIGH ANCHOR and float free.

The 'Capper here with a race day reminder....work the plan, be profitable.

'Til next time.

The Mainstream Strikes (OUT) Again

I have dedicated a great deal of space in various Follow Up issues, including #80, calling attention to the Longshot potential existing with a degree of regularity in short fields. In issue 80 we did four short field races that occurred over a two day period, three of the four produced longshot winners. A couple of years ago we devoted a number of pages in 6 full issues, showing full sets of readouts and result charts where longshots **won** in short fields.

Apparently my efforts to help clients overcome the notion imposed by that old and oft repeated "experts" maxim "Short Field-Short-Price," have been in vain. A takeoff on that old saw, "You can lead a Horseplayer to profit but you cannot make him think."

On the Monday after the San Bernardino Handicap race was run, I truly expected to get lots of calls and e-mails from clients who won it. I guess I expected too much. It's now four days later and still no reports from clients who won the race. This is tragic, very much like the situation with CAT THIEF in the Malibu Stakes, opening day, Santa Anita (Follow Up #79). CAT THIEF was the overwhelming favorite. It Ranked 3rd on the Validator V/DC readout. It finished third.

In the San Bernardino Handicap, April 9, 2000, GENERAL CHALLENGE also ranked tied for 3rd on V/DC, BEFORE Hides. It also finished third.

Our guideline has *always* been to **bet** Third Tiered or Ranked contenders when they are overlays without consulting the Corollaries. This guideline does **not** apply to favorites or other low paying contenders; only to double, or near double-digit, OVERLAYS.

The San Bernardino Handicap featured a **five horse field**! The winner, EARLY PIONEER, paid \$55.80 to win. It Ranked tied for 3rd with GENERAL before HIDING the 1-5 favorite GENERAL. For \$55.80 I'll take a horse Tiered or Ranked 3rd. tied with the favorite.

SA0409- 8 9.0D \$150,000

THE VALIDATOR

PNCNAME LdNT	TOT-R	TPV-R	TDC-R	V/DC-R
1 ELABO1	3	5	5	4
2 DAVID1	1	1	1	1
3 EARLY1	5	3	2	3
4 GENER2	4	3	4	3
5 MOORE3	2	2	3	2

P
W
S

Since none of us in our right mind is going to bet a 1-5 horse, we either **pass** the race or **hide** GENERAL.

AFTER HIDE:

SA0409- 8 9.0D \$150,000

THE VALIDATOR

PNCNAME LdNT	TOT-R	TPV-R	TDC-R	V/DC-R
1 ELABO1	3	4	4	3
2 DAVID1	1	1	1	1
3 EARLY1	4	3	2	2
5 MOORE3	2	2	3	2

P
W

SA0409- 8 9.0D \$150,000
BOTTOM LINE -- BETTING LINE

HIDE#	PNCNAME LdNT	SR	PR	BAL	LS	TIE	ODDS	TRKDISTS	M/L	DAYS	AGE
(2)	2 DAVID1	108	86	3	24.5		EVEN	AQU 9.0d	5/1	113	4
(4)	5 MOORE3	94	98	6	22.3		EVEN	SA 8.5D	10/1	16	6
(3)	3 EARLY1	89	93	5	20.5		9-5	SA 8.0D	15/1	51	5
(1)	1 ELABO1	88	95	6	15.0		7-2	FG 9.0D	7/2	35	5

SYNTHESIS POWER RANKINGS AND FRACTALS

			=====								=====				PRIM								SUPP							
			B	L	T	PRIM		SUPP		FRACT							E	L	C	T	H	F	F	S	F	O	T	T		
			A	S	O												P	P	P	T	E	W	X	P	X	S	P	P		
			L	P	T	LS	R	LS	R	E	L	N	ESP	SCBL	R	R	R	R	R	R	R	N	N	N	N	N	N			
#	PNCNAME	LdNT	SR																											
-				-	-	-	-	-	-	-	-	-																		
1	1	ELABO1	88	6	2	3	24	4	19	4	3	4	4	SUS	5.0	3	4	4	1	4	4	4	4	4	4	3	4			
2	2	DAVID1	108	3	4	1	8	1	5	1	1	1	1	LAT		1	1	1	2	1	1	1	1	1	1	1	1			
3	3	EARLY1	89	5	1	4	20	3	15	3	4	3	3	LAT	8.0	4	2	3	3	2	3	3	3	3	2	4	3			
4	5	MOORE3	94	6	3	2	15	2	11	2	2	2	2	S/P	2.0	2	3	2	1	3	2	2	2	2	2	3	2			

SCBL Calculated by Program to Conform to Today's Pace
FRACTALS WEIGHTED: E=Early L=Late N=Normal

BL/BL RANKS WINNER THIRD. VALIDATOR RANKS IT SECOND.
ABOUT A YEAR AGO, AFTER WE MADE HIM AND THE MARYKNOLL
FATHERS SO MUCH PROFIT FROM THE SMALL BANKS HE PROVIDED,
MARK CRAMER SAID THAT ALL WE NEEDED WAS BL/BL. I LIKE
A CHALLENGE LIKE THAT, ESPECIALLY FROM SOMEONE I HIGHLY
RESPECT. AGAIN THE VALIDATOR PROVES SUPERIOR TO BL/BL.

Now the winner ranks tied for 2nd. The \$6.20 PLACE horse Ranks FIRST. This sort of thing happens all too often in short fields where each horse is not encumbered by so-called racing luck: being bumped, forced wide or otherwise compelled to undergo any of the many difficulties that, in a **crowded field**, might hinder its position or innate ability.

This Santa Anita season alone we've made enough profit from winners in SHORT FIELDS to overcome the many even odds or less winners that also win with a degree of regularity.

'Pioneer' wins in stunner

From news services

Early Pioneer, at just under 27-1 odds, won Sunday's \$150,000 San Bernardino Handicap as 1-5 favorite. General Challenge finished third in a field of five at Santa Anita in Arcadia. Early Pioneer crossed the wire a head in front of David, with General Challenge another 2 1/2 lengths back in the Grade II San Bernardino.

Trainer Bob Baffert was at a loss to explain the lackluster performance by General Challenge, winner of the Santa Anita Handicap and Strub Stakes.

3658 — EIGHTH RACE. 1 1/4 miles. \$150,000 San Bernardino Handicap (Grade II). 4-year-olds and up.

Horse and Jockey	PP	1/4	1/2	Str.	Fin.	To\$1
Early Pioneer, Garcia	3	3 rd	2 nd	2 1/2	1 st	26.90
David, Gryder	2	1 1/4	1 1/4	11	2 1/2	5.30
General Challenge, Nakatani	4	5	5	4 ²	3 ²	0.20
Elaborate, Flores	1	2 nd	3 1/4	3 1/4	4 1/2	8.20
Moore's Flat, Desormeaux	5	4 ⁸	410	5	5	9.80

3—Early Pioneer	55.80	17.00	2.10
2—David		6.20	2.10
4—General Challenge			2.10

Time—0:23.89, 0:47.84, 1:11.29, 1:36.06, 1:49.08. Clear & Fast. Winner — ch.g.5 Rahy-Golden Darling Tr-Vladimir Cerin Own-David W & Holly F Wilson

\$1 Exacta (3-2) Paid \$173.10

\$1 Pick Three (7/4/3) Paid \$1,543.40

\$2 Quinella (2-3) Paid \$79.60

NEWS FLASH - TWO WEEKS LATER

After canvassing a lot of southern California Clients, High Rollers and \$5 bettors alike, I found NO ONE who had WON this easy to get \$55.80 Overlay UNTIL..... DANA SIMKINS!

When I started reading his letter and saw the opening line about LOST SHEEP, I thought, Oh NO, somebody else who won't follow directions. Then I read ON. I invite you to do the same, paying special attention to his notation about the 8th race.

Doc,

One of your lost sheep calling in. I've been to your office several times, been to two Vegas seminars and numerous workshops.

I don't know, but it finally dawned on me concerning last three. I was putting too many fourths and fifths in, remembering that fast tracks (I thought) was what we wanted in our pace lines. Guess that was passe thinking.

I read my old Follow Ups all the time but finally looked more at the PP's in them. DUH! It was right there. The lines used in Follow Up: this one was sloppy, that one was good, the one over there was yielding. The track conditions don't matter; it's the best of last three distance/surface stupid!

I took a two year vacation from racing (personal problems) and got into it a few months ago on weekends with Validator. I've been making only \$2.00 bets. The first time I used the program I did okay and could see the promise. But as time went on I didn't do too well until 3 or 4

weeks ago I stumbled on the previously written revelation. I started going up. Then - BOOM. Coupling last 3, your article on looking at multiple lines and discovering the power of the Validator graph #1 and secondly the incremental graph and correlating these with BL/BL, I had the best day I've ever had in 25 years of betting horses. I've made (in the past) much more money in a day as I was only making \$2.00 bets and I used to bet a lot more. Hopefully I'll be betting a lot more again soon). Let me recap - Sunday, April 9, 2000 - Golden Gate and Santa Anita - I hand enter and can't get the printer to work yet (I hate Windows!):

Race 1 SA - I passed ...

Race 1 GG - did bet 3 & 5 - 3 Won, paid \$23.80

Race 2 SA - Top 2 horses were 8-5 and 6-5 - Pass

Race 2 GG - Bet 2 & 5 - 5 paid \$22.60

Race 3 SA - Bet 2 & 3 - 2 paid \$29.60

Passed several

Race 5 GG - Bet 2 & 3, two ????? declining last 2. Should have thrown out. 4 won and though #1 BL was not top 3 and ties ...lost race

Race 6 SA - Bet 2 & 8 and I should have bet 2 & 7 7 won and I lost the race

Race 6 GG - Bet 2 & 6 - 2 paid \$10.40

Race 7 GG - Bet 2 & 8 - 8 paid \$25.80

Race 8 - SA - Bet 2 & 3 - Threw out favorite - 3 paid \$55.80 - 2 Placed

Race 8 GG - Bet 1 & 2 - 1 paid \$9.80 - 2 Placed (that's why one bets the low and high)

Race 9 GG - Bet 5 & 9 - Favorite (\$3.80) won and I lost race

I bet \$40, grossed \$177.80 and netted \$137.80. If I'd been betting just \$10.00 a horse as you advocate, I'd have made \$689.00 profit - IN ONE DAY!

I know that days like this don't come often, but gee, Doc, was this a fluke, or am I finally on my way? I admit I'm afraid. Well, I haven't given up in the past and thanks to you I'm going to keep up the fight. I guess fear is the biggest devil we must all conquer.

I love you. I've admired you since I've known you. I've always believed in you. I know I've been one who has frustrated you for a long time but I hope to make you proud of me.

Thank you for being there and helping me.
D.S., California

On this same day, April 9, there were a total of **five** Short-Field Races. Two were won by favorites paying less than desirable odds. THREE were won by overlays at prices of \$55.80, \$10.00 and \$29.60.

Based on only \$2 bets, \$4 per race, one loses \$8 in the two races won by low paying favorites but grosses \$94.40. Less the bets and the two losses, that leaves the \$2 bettor with a PROFIT of \$74.40. Up those bets from \$4 a race to \$10 a race and the net profit is: \$186.

Some of our clients, in effect, paid \$186 for believing in the old Mainstream adage of Short Field-Short Price.

There are some things to look for in these kinds of races that will cut your losses on short-priced winners:

- (1) In fields of seven or less, **enter all** contenders from a paceline that conforms to our guidelines.
- (2) When the Rankings of your TOP 3, Tiered or V/DC horses are **all** going off at odds of 5-2 or under, PASS.
- (3) When the low odds favorite is Tiered or Ranked 1st by five Line Score points, its chance of winning is doubled. When Tiered or ranked 2nd, its chance of winning is lessened by one-third. If a contender is Tiered or Ranked 3rd, and Factor #1 (above) does not exist, HIDE any contender that will not pay *your* minimum. If so doing does **not** raise an overlay to at least TIED for second in 5 or six horse fields, or a clear third in a seven horse field, PASS the race.

While not hearing from anyone winning the San Bernardino Handicap saddened me, I was overcome with amusement when the crowd soundly booed Bob Baffert the trainer, Nakatani, the jockey and their horse, GENERAL CHALLENGE, as they came toward the stands at the end of the race. They booed because this one to five favorite, that would pay 20 cents on each invested dollar had it won, ran third.

Why was the crowd booing the trainer, jockey and horse? Didn't they realize it was their own betting action that **made** the horse 1-5? If they had any sense they should have been booing themselves.. All clients who missed out on this, or the other two overlays in short fields that day, should have tape-recorded the booing and when they got home, looked into a mirror and played the tape a top volume.

Here are two more missed opportunities from April 9.

**Results of Sunday, April 9, 2000, at Santa Anita Park
Arcadia. Day 77 of an 87-day thoroughbred meeting.**

**3651 — FIRST RACE. 6 furlongs. Purse \$17,000.
Females, 4-and-older. Claiming: \$12,500-\$10,500.**

Horse and Jockey	PP	1/4	1/2	Str.	Fin.	To\$1
Halo Missy, Desormeaux	4	3 1/4	3 5	2nd	11	4.00
Box Of Jewels, Valdivia	2	4 8	4 1	4th	2nd	2.20
Gold Medallion, Garcia	5	5	5	5	32	9.70
Grandma Luckey, Diaz	1	1 1/4	1 1/2	12	4 13	4.50
Truely It Is, Pincay	3	2 4 1/2	2 2 1/2	3 5	5	1.40

Scratched -- K Sera

5—Halo Missy.....	10.00	3.80	2.80
2—Box Of Jewels.....		3.20	2.40
6—Gold Medallion.....			3.80

Time—0:21.92 0:45.21, 0:58.39, 1:11.85. Clear & Fast.
Winner — gr.in 5 Prized-Halo Good Lookin Tr-Felix Gonzalez
Own-Ronne W Marshall

\$1 Exacta (5-2) Paid \$13.40
\$1 Trifecta (5-2-6) Paid \$64.50
\$2 Quinella (2-5) Paid \$11.60

3653 — THIRD RACE. 1 mile. Purse \$44,000. 4-year-olds. Claiming prices: \$40,000-\$35,000.

Horse and Jockey	PP	1/4	1/2	Str.	Fin.	To\$1
Sunny Forecast, D'ssaye	2	6	6	4 1/2	1 1	13.80
Actin Time, Espinoza	6	3 1/2	3 1	2 1 1/2	2 1	6.30
Primary Action, Desormeaux	4	4 1 1/2	5 4 1/2	5 1	3 1 1/2	2.90
Select Few, Flores	5	1 1	1 1	1 1/2	4 1 1/2	2.80
Reno Hightower, Diaz	1	5 5	4 1/2	6	5 1/2	3.80
Gone Courting, Pedroza	3	2 2	2 1/2	3 1/2	6	2.80

2—Sunny Forecast.....	29.60	10.00	4.60
6—Actin Time.....		7.80	4.60
4—Primary Action.....			3.40

Time—0:22.63, 0:46.52, 1:11.40, 1:24.59, 1:37.77. Clear & Fast. Winner — b.g.4 Moscow Ballet-Sunny Sarc Tr-Horbert L Bacon Own-Jack & Gloria Kramer Living Trust

\$1 Exacta (2-6) Paid \$91.10
\$1 Trifecta (2-6-4) Paid \$268.90
\$2 Quinella (2-6) Paid \$68.00
\$1 Pick Three (5/6/2) Paid \$202.10

PLUS....Eight MORE, selected at Random fro the past few weeks at ONE Track: SA. NOTE: of the Ten Results Chart races show, EIGHT were for Horses 4 years Old and Up! No baby races, NO Maidens. ALL won and bet by Aline, myself or by some client sending in a report.

5 HORSES

3658 — EIGHTH RACE. 1 1/4 miles. \$150,000 San Bernardino Handicap (Grade II). 4-year-olds and up.

Horse and Jockey	PP	1/4	1/2	3/4	Str.	Fin.	To\$1
Early Pioneer, Garcia	3	3rd	2nd	2 1/4	1st		26.90
David, Gryder	2	1 1/4	1 1/4	1 1/4	2 1/4		5.30
General Challenge, Nakatani	4	5	5	4 1/2	3 1/2		0.20
Elaborate, Flores	1	2nd	3 1/4	3 1/4	4 1/4		8.20
Moore's Flat, Desormeaux	5	4 1/2	4 1/2	5	5		9.80

3—Early Pioneer 55.80 17.00 2.10
2—David 6.20 2.10
4—General Challenge 2.10

Time—0:23.89, 0:47.84, 1:11.29, 1:36.06, 1:49.08. Clear & Fast Winner — ch.g.5 Rahy-Golden Darling Tr-Vladimir Cerin Own-David W & Holly F Wilson

\$1 Exacta (3-2) Paid \$173.10
\$1 Pick Three (7/4/3) Paid \$1,543.40
\$2 Quinella (2-3) Paid \$79.60

6 HORSES

3369 — THIRD RACE. 1 Mile Purse \$23,000. 3 year olds. Claiming prices \$32,000-\$28,000.

Horse and Jockey	PP	1/4	1/2	3/4	Str.	Fin.	To\$1
I'm Gunna Go, Diaz	6	6	6	5 1/4	1 1/4		67.70
Best Line, Flores	5	5 1/4	4 1/4	4 1/4	2 1/4		10.20
Fire Cracker Kid, Blanc	2	1 1/4	1 1/4	1 1/4	3 1/4		1.40
Wild-Tilt Dawn, Nakatani	4	2 1/4	2 1/4	2 1/4	2 1/4		1.60
Lycia, Sorenson	3	3 1/4	3 1/4	3 1/4	5 1/4		3.90
Able Cielo, Enriquez	1	4 1/2	5 1/4	6	6		10.70

Scratched — Harmony Bear

6—I'm Gunna Go 137.40 39.60 7.40
5—Best Line 9.20 4.80
2—Fire Cracker Kid 4.00

Time—0:22.58, 0:46.63, 1:11.57, 1:24.59, 1:37.99. Clear & Muddy. Winner — ch.g.3 Candi's Gold-I'm Gunna Do Tr-A Pico Perdomo Own-Gray, Phillips, Rodriguez et al

\$1 Exacta (6-5) Paid \$324.40
\$1 Trifecta (6-5-2) Paid \$1,625.00
\$2 Quinella (5-6) Paid \$239.80
\$1 Pick Three (6/2,6/6) Paid \$291.30

6 HORSES

3373 — SEVENTH RACE. 1 Mile Purse \$54,000. Allowance, fillies, 3 year olds. Value of Race \$58,700

Horse and Jockey	PP	1/4	1/2	3/4	Str.	Fin.	To\$1
Buffalo Bird Woman, Osrmx	2	1 1/4	1 1/4	1 1/4	1st		6.80
Lucky C. H., Blanc	3	4 1/2	5 1/4	3 1/4	2 1/4		6.40
Kimme A Star, Pedroza	1	2 1/4	2 1/4	4 1/4	3 1/4		10.40
Iron Glow, Flores	6	6	6	5 1/4	4 1/4		2.90
Hidden Greeting, Nakatani	5	3 1/4	3 1/4	2 1/4	5 1/4		0.80
Desert Liaison, Jauregui	4	5 1/4	4 1/4	6	6		19.90

Scratched — none.

2—Buffalo Bird Woman 15.60 8.20 4.60
3—Lucky C. H. 7.40 5.40
1—Kimme A Star 4.60

Time—0:22.74, 0:47.34, 1:12.50, 1:25.08, 1:37.60. Clear & Muddy. Winner — br.f.3 Slew City Slew-Famous Colony Tr-David Hofmans Own-David & Jill Heerensperger

\$1 Exacta (2-3) Paid \$42.80
\$1 Trifecta (2-3-1) Paid \$223.00
\$2 Quinella (2-3) Paid \$47.20
\$1 Pick Three (3/2/2) Paid \$293.20

6 HORSES

2000, at Santa Anita Park, Arcadia. Day 45 of an 87-day thoroughbred meeting.

3375 — FIRST RACE. 1 mile. Purse \$22,000. Fillies and mares, 4-and-older. Claiming prices: \$32,000-\$28,000.

Horse and Jockey	PP	1/4	1/2	3/4	Str.	Fin.	To\$1
She's Distinctive, Ramsam	6	2nd	1 1/2	1 1/2	1st		6.60
Toos Me A Freebe, Garcia	2	6	6	2 1/4	2 1/2		22.10
Lady Dehere, Puglisi	4	5 1/2	3 1/4	3 1/4	3 1/4		0.30
Fog City Baby, Hunter	3	4 1/4	5 1/4	5 1/4	4 1/4		8.60
Valerian, Diaz	1	3 1/2	4 1/4	6	5 1/4		28.40
Rainbow Palace, Pincay	5	1 1/4	2nd	4 1/4	6		7.20

Scratched — Betsy Hoss

7—She's Distinctive 15.20 7.80 2.10
3—Toos Me A Freebe 15.00 2.20
5—Lady Dehere 2.10

Time—23.35, 47.35, 1:12.29, 1:25.52, 1:39.20. Cloudy and muddy. Winner — gr.f.4. Groovy-Misako's Wish, Tr-L.R. Camo. Own-Burns and Sisemore.

\$1 Exacta (7-3) Paid \$111.30
\$1 Trifecta (7-3-5) Paid \$216.60
\$2 Quinella (3-7) Paid \$95.20

6 HORSES

3393 — SECOND RACE. 1 mile. Purse \$17,000. 4-year-olds and up. Claiming prices: \$12,500-\$10,500.

Horse and Jockey	PP	1/4	1/2	3/4	Str.	Fin.	To\$1
Neotorque, Pedroza	1	6	6	1 1/4	1 1/4		4.10
Crossville, Baird	5	5 1/4	5 1/4	5 1/4	2 1/4		11.20
Silk Shades, Berrio	4	4 1/4	4 1/4	6 1/4	3no		4.30
Crimson Policy, Valenzuela	3	2 1/4	2nd	2nd	4 1/4		3.70
My Dividend, Atkinson	2	1st	1 1/4	4 1/4	5 1/4		11.10
Rare Catch, Pincay	6	3 1/4	3 1/4	3 1/4	6		1.30

Scratched — Amber's Beau, Master Carson.

2—Neotorque 10.20 4.40 3.00
6—Crossville 8.80 4.20
5—Silk Shades 3.40

Time—0:22.69, 0:46.14, 1:11.63, 1:24.26, 1:37.55. Rainy & Wet/Fast. Winner — b.g.5 Northern Flagship-Detty. Tr-Nick Canani. Own-Eugene Seltzer.

\$1 Exacta (2-6) Paid \$33.10
\$2 Daily Double (2/2) Paid \$35.60
\$1 Trifecta (2-6-5) Paid \$200.50
\$2 Quinella (2-6) Paid \$31.40

5 HORSES

3399 — EIGHTH RACE. 6 furlongs. Purse \$29,000. 4-year-olds and up. Claiming prices: \$25,000-\$22,500.

Horse and Jockey	PP	1/4	1/2	3/4	Str.	Fin.	To\$1
Dream Counter, Black	3	2 1/4	2 1/4	2 1/4	1 1/4		5.30
I Got Crazy Legs, Puglisi	2	1 1/4	1 1/4	1 1/4	2 1/4		3.10
Brimfield Bound, Pincay	1	5	4 1/4	4 1/4	3no		1.50
My Apollo, Cardenas	5	4 1/4	5	5	4 1/4		24.30
Ambiguous, Enriquez	4	3 1/4	3 1/4	3 1/4	5		1.80

Scratched — Ayer Hoy Manana, Star's Wild.

3—Dream Counter 12.60 4.80 2.80
2—I Got Crazy Legs 4.20 2.60
1—Brimfield Bound 2.20

Time—0:21.64, 0:44.76, 0:57.18, 1:10.41. Rainy & Wet/Fast. Winner — ch.g.5 Geiger Counter-Dream Regally. Tr-Phil Oviedo. Own-Mr. Card Racing Stable, Gamba, O'Regan et al.

\$1 Exacta (3-2) Paid \$25.70
\$1 Trifecta (3-2-1) Paid \$46.20
\$2 Quinella (2-3) Paid \$24.40
\$1 Pick Three (4/12/3) Paid \$909.00

3377 — THIRD RACE. 1 mile on turf. \$62,000 allowance/optional claiming \$80,000. 4-year-olds and up.

Horse and Jockey	PP	1/4	1/2	3/4	Str.	Fin.	To\$1
Hook Call (Brz), Solis	3	2 1/4	2 1/4	1 1/4	1st		5.10
Saint's Honor, Desormeaux	1	6	6	2 1/4	2nd		1.10
Stanott (Ire), McCarron	2	4 1/4	4 1/4	3 1/4	3 1/4		1.50
Out Of Mind (Brz), Dhssaye	4	3 1/4	5 1/4	5 1/4	4 1/4		11.60
Gracious Prize, Gomez	6	1 1/4	1 1/4	4 1/4	5 1/4		25.10
Unforgiven (Chi), Pincay	5	5 1/4	3 1/4	6	6		17.90

Scratched — March Of Kings.

4—Hook Call 12.20 3.80 2.40
1—Saint's Honor 3.00 2.20
3—Stanott 2.20

Time—24.88, 49.59, 1:13.87, 1:25.74, 1:37.65. Cloudy and yielding. Winner —

7 HORSES

3380 — SIXTH RACE. 1 mile. Purse \$42,000. 4-year-olds. Claiming prices: \$40,000-\$35,000.

Horse and Jockey	PP	1/4	1/2	3/4	Str.	Fin.	To\$1
Gone Courting, Pedroza	6	1 1/4	1 1/4	1 1/4	1 1/4		4.20
Daring General, Gomez	4	7	7	2 1/4	2 1/4		3.40
Irisheyesareflying, Nakatani	2	5 1/2	6 1/4	4 1/4	3 1/4		1.40
Desert Bloomer, Pincay	1	3 1/4	3 1/4	3 1/4	4 1/4		9.60
Flyaway Jack, Puglisi	7	6 1/2	5 1/4	5 1/4	5 1/4		10.10
Prized Demon, Espinoza	5	4 1/4	4 1/4	7	6 1/4		7.30
Hyrah, Solis	3	2 1/4	2 1/4	6 1/4	7		14.20

Scratched — Select Few

7—Gone Courting 10.40 5.20 3.00
5—Daring General 5.40 2.80
2—Irisheyesareflying 2.40

Time—22.74, 46.58, 1:11.08, 1:23.60, 1:36.29. Cloudy and good. Winner — br.c.4. Gone West-Courtship. Tr-Grant Hofmans. Own-Block, Fradkin and Merhab.

\$1 Exacta (7-5) Paid \$23.20
\$1 Trifecta (7-5-2) Paid \$65.00
\$2 Quinella (5-7) Paid \$28.00

You should be aware that opportunities in short fields are found most often at:

- (1) Tracks vying for a future Breeders' Cup.
- (2) Smaller tracks where there is a dearth of horses and the same contenders race against each other frequently.
- (3) Tracks in states or cities where the population may be quite charming, civilized and intelligent, but are less sophisticated about the nuances of winning races. Sam Houston and New Orleans' Fairgrounds come to mind.

Since Gulfstream just *had* a Breeders' Cup, it will be a year or so before a lot of short field opportunities are found there. Still, there will **always** be some, everywhere.

ADVANCED PROGRAMS FROM THE SARTIN METHODOLOGY

PACE LAUNCHER 3 Manual Entry	\$349.00
PACE LAUNCHER 3 Manual Entry and TrackMaster version	\$399.00

PACE LAUNCHER 4 Manual Entry	\$479.00
PACE LAUNCHER 4 Manual Entry and TrackMaster version	\$529.00
<i>Upgrade to PL4 from PL3 - \$279</i>	

SYNTHESIS Manual Entry	\$679.00
SYNTHESIS Manual Entry and TrackMaster version	\$729.00

*Upgrade to Synthesis/Synthesis w/TrackMaster from:
Pace Launcher 4 - \$229/\$279 Pace Launcher 3 - \$429/\$479*

SYNTHESIS FOR TRACKMASTER WITH MULTI-TRACK WAGERING DECISION FORM (for clients with Synthesis only)	\$199.00*
---	-----------

**\$50 for clients with trade-in of Synthesis TrackMaster and Wagering Decision Form*


Have the manual entry version? Ready for TrackMaster downloads?

TrackMaster version of PL3, PL4 or Synthesis	\$100.00
Available only to those who have the manual entry version	

THE VALIDATOR	see info pg 5
---------------	---------------

VALIDATOR DEMO DISK!	see info pg 5
----------------------	---------------

Psychology of Winning



Howard G. Sartin, PhD

“IT”

The subject is “**projection**.” It is defined in the Psychiatric Dictionary as: “Attributing one’s own ideas, impulses or failures to another” Further defined, “It is the act of giving objective or seeming reality to that which is purely *subjective*.” In our field it is exemplified by the person who genuinely feels: “If I can’t succeed with **IT**, nobody can; anybody who says they can is a liar!”

Projection is a favored mechanism practiced by non-winning horse **players**. Since only 5% of all persons engaged in our avocation win, this attribution is common to 95% of all who “Play” the races.

The IT refers to the procedure or computer program being criticized. The same program others are using with great success. The Projector cannot (will not) accept the fact that these others are succeeding. Therefore all who succeed must be lying.

In non psychological terms, a line from Kipling’s IF, explains it well. “If you can keep your head when all about you are losing theirs and blaming it on you—”

In our early years we heard from a lot of Projectors. We were new and untested by enough people to make us credible. Recently they have been scarce, almost dormant. Yet, every now and then one crops up: Like the one who wrote me “IT works great at Santa Anita but NOT at Golden Gate.” We used to get this a lot. IT working well at one track but NOT at another. My reply has always been, “I think you meant to say that YOU work well at one track but not at the other.”

Using Santa Anita and Golden Gate as examples, The Corollaries that nail winners at Santa Anita are *not* necessarily the same ones that isolate the winners at Golden Gate. The same can be said of any combination of tracks in North America.

Clients get attached to specific Corollaries that work for them most of the time at one track and expect these same corollaries to work equally well at another track. They fail to accept the fact that geography, surface, the class of horses and other factors indigenous to Track A may be entirely different from those at Track B.

If they're referring to Synthesis, they can view as many as 18 different Corollaries. By keeping records of *which* Corollary combinations signify winners at different tracks, they'll enjoy equal success at all tracks.

For some this kind of record keeping and close analysis is sheer pleasure. For others it is torture.

To those for whom it is torture, we developed the Validator where only one readout is essential - V/DC. It works equally well at *all* tracks if directions are followed and subjectively oriented visual perception of pacelines, i.e., "Handicapping" is reduced to only the essential minimum.

In his studies, noted psychiatrist Ferenczi determined "Projection" is usually a subconscious defense mechanism. He could have been writing for the Follow Up when he stated. "The person who blames others for his own mistakes or seeks a scapegoat, is using the classic PROJECTION MECHANISM." In general Psychiatry has accepted Ferenczi's UNconscious theory so I guess I cannot truly blame or feel anger toward anyone for making me a scapegoat for their failure (although I'm often tempted).

The "Projection" phenomenon was quite prevalent in our first few years of dealing with the public. Since 1989 it has virtually disappeared as more and more clients accept the tenets of The Handicapping Revolution and begin to consistently win and profit. They have come to understand that believing in the Methodology and its developer is essential to winning. Doubting is tantamount to losing. Doubt still crops up now and then. The last was from a client who strongly suggested that most of the readouts from races in the Follow Up were faked because he did those races and did not bet the same horses (winners) as the clients sending in the races. He did get the same horses but wagered differently. An extension of this accusation is another we seldom get: that I, or some associate, write all those glowing letters in Vox Populi.

This accusation is "Projection" in the extreme, reaching almost a level of pathology. All original Vox Pop letters, often hand written, are in our files and available for inspection if anyone wants to take the trouble to come take a look. I'm not naive enough to think that for every "Projector" who comes out of the closet there are not at least five who want to blame IT (or me) any time they fail to win. As for feeling that all good items in the Follow Up are faked, I think that's limited to just a few bent on self-destruction. Those who want to blame IT, will find a lot of races in this Follow Up sent in by clients who bet and won them. Several are from Golden Gate where two clients have insisted "IT" doesn't work there.

Our most recent correspondence from a "Projector" wanted me to stop using client reports and readouts and publish only races done by Aline and myself with the condition that we fully explain our wagering decisions down to the last detail. For starters, when we do publish races done by me, I always explain the rationale for my wagers, even when I lose. However, showing off races won by Aline, Shane or myself is not the best way to help people. Publishing results of success earned by clients themselves is far more important. Examining their readouts to learn what they accomplished, opens the door to fully understanding how they reached their conclusions.

We give all subscribers the chance to get **into the minds** of those who are profiting. Those who choose to ignore the mind-set of others and insist on remaining in their own (non-winning) mind-set, are allowing themselves to be non-winners through the mechanism of PROJECTION. My quarrel with virtually every book or article on handicapping and wagercapping (except for Tom Ainslie's masterworks), is that they constitute little more than exercises in narcissism: Ego-centered expressions of "How I did it." Having read all those books and subscribing to all the handicapping periodicals, thoroughly digesting their content, I find that the authors are seldom consistent or fully explanatory in stating just how they did it. Frequently they contradict their own statements from race to race.

One of their most irritating expressions is — "As everybody knows." I guarantee you that in our field there is *nothing* "everybody knows."

I told one "Projector" who entered the same horses as those in races in the Follow Up but bet them differently, that nobody could make his wagering decisions for him. Like choosing a wife or religion, these decisions are personal. In one instance one of my bets was on a horse he bet. Fortunately my other bet was on the horse that won as cited by the client who sent us the race.

In short, it is absolutely essential that we publish as many races submitted by clients as possible. The power of any Methodology cannot be measured by the success of its creator or those under his personal tutelage. It can only be proven by the success of a diversified group of users exercising their right to be correct or incorrect in accordance with their own powers of comprehension and WILL.

"Projection," blaming one's failures on others and a near paranoid suspicion of other people's honesty, is taking the fast lane on the freeway to failure.

Shakespeare said it better: "The FAULT, dear Brutus, is not in our stars, BUT in ourselves, that we are underlings." (Non-winners)

Still good after all these years... SARTIN MANUALS AVAILABLE

THE TANDEM RACE: How to Spot It, How to Win It \$29.00

Dr. Sartin's elegant, counter-intuitive handicapping procedure that can give you the insight to win those "un-winnable" races. After months of study of his own and others' losing races, he developed this whole new insight into handling horses coming from the same race and facing each other again today. A must for the intermediate and advanced handicapper.

THE 55% SOLUTION: Key to Exacta Profits \$32.00
A dynamic treatise on how to win exotics

THE PSYCHOLOGY OF WINNING \$25.00
Dr. Sartin's celebrated treatise on the subject that is 80% of winning.

CHAOS MANUAL \$25.00
An in depth study of Chaos theory applied to handicapping

Potpourri

MAKING DO WHEN FAVORITES SEEM TO DOMINATE A CARD

Despite my many Follow Up articles on the subject, this is the question most asked on our tech support line. The first solution is, of course, ***learn to pass races where there is no value***. Easy to say - hard to do. It requires a "feel" that comes from doing hundreds of races and gleaning from second sight a sort of intuition that some call instinct. Shane no longer mans the tech support line because he's at home testing and re-testing future program concepts. He was doing this for a couple of years even before Aline took over the line.

By doing multiple cards, races from all over North America, *Practice* has made his ability to pass sharper than almost any other person I know. Aline is a whiz at it for the same reason: practice. Her spare time is dominated by downloading and going over past performance lines for races at tracks all over North America hour after hour.

Oddly enough, each has a slightly different technique. Shane looks first at the BL/BL Line Score. Aline focuses more on her records of where **underlays** most often RANK in her readouts. Among other things she considers Balance and Last Race Performance to eliminate horses that many clients find ranked #1 in their readouts. For non-favorites, both Shane and Aline are willing to go back to a third line, or even a fourth, if there is an intervening line from a ***non-comparable surface*** condition or distance.

In short, they are both willing to defy "conventional handicapping wisdom" when the mutuel price is worth it. Both get a substantial number of Overlay winners as a result.

FOR THOSE WHO CAN'T (WON'T) IMPROVE THEIR ABILITY TO PASS

Set a lower minimum for the win mutuel you will accept. If you will accept \$6, or even \$5, bet the horse **if** it is number 1 or, depending on how you pick contenders and pacelines, number 2. That's your initial win bet. Now consult your records. Where in your readouts do most of your longshot winners appear?: BL/BL, Primary Line Score Rankings, Validator Rankings? That's your secondary win bet.

Wager 60/40. Put 60% of your total win bet on the lower paying horse and 40% on the Overlay.

EXAMPLE: Total bet (in increments of \$10)

Horse A: Bet \$6. It pays \$6.40. $3 \times 6.40 = 19.20$.

Horse B: Bet \$4. It pays 13.60 (average Overlay price reported by winners) $2 \times 13.60 = 27.20$.

If you win the race your lowest possible profit is $19.20 - 10 = \$9.20$. The highest profit is $27.20 - 10$ or \$17.20.

Let us presume that betting this way you have a win percentage of only 60% or 12 of 20 races. If the low odds horse wins 70% of the time, about 8 races at \$19.20 = \$153.60. If the high odds horse only wins 4 races that's an additional \$68.80. Total \$221.60. You have bet \$200. Your **net** is \$21.60. Very *low*. Our established successful Wagercapper will scoff at it. But, it beats losing.

However, if you hold out for a minimum of \$6.80 with the same win percentage you profit almost \$10 more, or $153.6 + \$9.60 = \163.20 , plus \$68 = \$231.20 or an R.O.I. of 1.16. 16% profit per dollar bet.

Not good for winners but it might bring some happiness to those who are floundering. Ironically, New York's largest bettor and supposed biggest winner, only claimed an annual profit of 15% for his efforts. This according to an interview with Richie Schwartz in *Horseplayer* magazine, conducted by Bill Finley. Barry Meadow claims that a profit of from 5 to 11 percent is optimal. Dick Mitchell said that 20% was tops for the pros he knows. So, even when you can't (won't) follow directions you can be right up there with the "pros."

Or, you might try re-reading your Follow Up's, comprehend what is actually written instead of what you want written. Follow directions and earn an average profit of from 50 to 100%, the way many of our "amateurs" do.

Speaking of R.O.I., we had someone ask how to figure it. Hard to understand how those aspiring to augment their income from horse racing are not familiar with how to figure this. Just take your **net profit** from a 20 race cycle if you keep one, or race-by-race if you don't, and divide it by the **total amount bet**. Example: NET \$20. Bet \$100. $20/100 = .20$. To avoid confusion, since .20 looks like an 80% loss, **add 1**, making it 1.20. Now if you show a figure like this: Bet 100, Profit \$210, that's \$110 profit. = 1.10 so ADD ANOTHER 1. Your R.O.I. is 2.10, or \$2.10 returned for every dollar bet.

That's about average for Ken Morrison and Fred Tanaka is now rapidly approaching this level, just to name 2 out of dozens who virtually memorize each Follow Up and follow directions religiously.

As an important aside: The vast majority of our non-winners are suffering from anxiety when trying to make wagering decisions. This anxiety often seems to disappear in life pursuits beyond racing. Anxiety and depression are handmaidens, entwined like knots in a rope. Those so suffering should consult a valid medical practitioner to find out if their problem is specific to racing or general. If the M.D. automatically prescribes an anti-anxiety medication, walk out. Go find a real diagnostician.

Often racing anxiety and subsequent depression are both self-induced and self-perpetuated. It is not clinical Anxiety-Depression. It is functional. It serves as a defense mechanism for lack of discipline and willingness for taking responsibility for Contender/Paceline Selection, Interpretation of readouts and an intelligent consistency in making wagering decisions. It's merely copping out and employing the Projection Mechanism (see Psychology of Winning).

A FRESH LOOK AT LAYOFF HORSES

In Follow Up 77 I published some statistics about **layoff horses**. Apparently a few people failed to read it. In this article I'll discuss prices paid by layoff horses. My concern for this subject arises from a few bits of criticism I've received, first for even *considering* such horses and second for the fact that they win quite often and pay very high mutuels.

While overall statistics, recorded after the 77 issue, demonstrate that over 31% of **all** winners come off layoffs exceeding 30 days, the actual percentage of layoff winners, Sprint, Route, Turf, Dirt, paying **overlay** win prices is 29%. That's an overall statistic. In going over back issues of the Follow Up, I find that winning clients who have been willing to ignore the "DAYS" portion seen on our BL/BL readout from the TrackMaster download have benefited greatly from layoff horses.

In truth, once a horse has been laid off for over 30 days, the actual length of the layoff becomes increasingly **unimportant**. With so many stables having access to full mile training surfaces away from the tracks themselves, the casual observer knows little about what the horse has been doing while laid off.

I realize that 'oldstream rules' and statistics still dominate the thinking of many clients. Many still refuse to consider horses laid off more than 30 days. That's okay, it's your decision. However, if that's your conviction, I hope you'll temper any animosity when, in the Follow Up, you see a readout in which a layoff horse wins paying a **big** mutuel. Please accept the fact that not everyone accepts oldstream layoff "rules."

Also you might give some consideration to the fact that those who defy such rules are enjoying **higher win mutuels** as a result. Another thing to remember is that only a *few* of these long layoff horses get rankings in our programs that indicate a bet.

But, when they do, wow!

Make some observations on your own. The "DAYS" seen on the BL/BL readout, refers to days since **last raced**, *not* days from the paceline you chose. Just count the number of winners that have been "off" for from 35 to 195 days. You'll be astounded. Before the 1990's, when Fred Davis and Bill Quirin were offering statistics, layoff wins as they now frequently occur, were rare. Times have changed.

I was about to include a number of races where the winners came back after layoff from between 79 and 185 days. However, I decided not to clutter the Follow Up with these. They're a matter of record and if you care enough you'll do your own research and find that demanding recency is costing you a lot of money. In order to be a valid contender a long layoff horse should rank no worse than 3 after hides. Most of the big winners I've caught rank in the top 2 (After Hides) on the Validator. There's one in this issue that won from a line 189 days back.

GOING THREE BACK WHEN FIRST TWO LINES DO NOT QUALIFY A HORSE

Too many people fail to go back three if the last two lines do not qualify a horse because of habits ingrained through Oldstream Recency rules. Every time you do so and lose, make a note of it. Unless you're a masochist, you'll benefit. Be absolutely certain you have a valid reason for not going back three based on actual Result Chart evidence.

WHEN IT'S OKAY TO GO FOUR BACK

If there is a **non comparable** race in the top 3 lines, you can go back 4. Some of the chief reasons for this can also be gleaned from your records. Surface difference: Turf-Dirt, Mud, Slop, Wet - Fast - even a **good** track condition may serve as a reason. As for Distance changes, Projections or Extractions, their effectiveness can only be determined by your records at your track(s).

If you live in Oklahoma and ask me if a 5 furlong horse can go 6 or 6.5 furlongs, or if an 8 furlong horse can go a mile 1/16th or a mile and 1/8th, you should know that. I certainly have less to go on than you do. You live there and have access to records of all such matters on a daily basis.

MAINSTREAM RECOGNITION OF A FACT WE STATED 7 YEARS AGO

Steve Roman, Ph.D is the father of the 'dosage' concept. On those few occasions when proper dosage alone failed to produce a Kentucky Derby winner, he added other genetic factors and operates as Chef de Race. In addition to being a very nice and brilliant individual, Steve is the darling of the Mainstream. Not just horseplayers but owners and breeders use his consulting wisdom in their pursuits.

Client Matt Noreen sent me an article by Dennis McKeon, endorsed by Roman, that underscores something I pointed out in early 1994: Race horses aren't what they used to be or, according to his title of the article says:

THEY DON'T MAKE (Breed) 'EM LIKE THEY USED TO

He discusses the Aptitudinal Designations assigned to foals now and to those foaled before 1953. He bemoans the fact that we may never again see the like of great race horses of the past because in the current generation horses are bred for "speed." In the language called Horse-ese, "speed" refers to Early Speed. The phrase "The speed" has, since the 1920's, meant running **early**. "Tactical Speed" is not a breeding term, it just refers to horses that can win from "off" the pace.

The other "chef de horse" term is **stamina**. Only about 30% of foals show an Aptitudinal Designation of "Stamina." Over 61% are bred for "Speed." Add to these percentages the number of trainer and jockeys who opt for "Speed" regardless of breeding and you find the vast majority of horses will try for an early lead. A notable degeneration in the U.S. breeding industry occurred in the early 1990's with the demise of Spendthrift Farms and Calumet. Allegations that Calumet's manager murdered Alydar are now in the courts. Fraud and embezzlement have already been proven.

Foreign buyers are no longer bidding as high as they once did at U.S. thoroughbred auctions.

The obsessive focus on "Speed" over "Stamina" has caused virtually every race, based on Mainstream standards, to be far less predictable than in the past. Race horses are more erratic and more subject to injury, malaise, ulcers and leg-ankle problems.

The nitty-gritty is that traditional "HorsePlayers," even handicappers, no longer have the kind of edge enjoyed even by the most brilliant ones who laid down most of our basic handicapping premises. These premises are no longer true partly because of breeding factors, something the most well-read, but ego-directed handicappers have yet to realize. Nowhere in the books or articles by alleged "Handicapping" experts is there any admission that racing has undergone drastic changes that apply not only to breeding but to **picking winners**.


In his article, McKeon explains it well. The new percentile mixture of Aptitudinal Designations for foals has created a Paradigm shift toward a "Breeding Median that produces LESS consistency, horses with more muscle and less bone, less graceful, less angulated." This makes it possible for us to focus on Sprints only where "the Speed" tends to dominate but as a result mutuel prices for winners are reduced to minimums. Even in sprints there is a lot of erraticism. Today "Lone Late" horses have taken the place of "Lone Early" as the thing to look for if one seeks a price.

It's a long article. I've just culled a few of the items that affect those of us who want to **win**. I thank Matt Noreen for sending it since it explains a lot of what I've been saying about the fact that, since 1992, racing HAS changed. That change is a boon for a valid computer program that doesn't suffer from the inconsistencies of human perception. It is also a good reason for **no longer** accepting old concepts of RECENCY as indicators of how a horse will do TODAY.

We have provided the tools that give us a cutting edge in adapting our procedures to these changes. Yet, we still have clients who cannot reconcile their minds to the *fact* of change. They still want to "handicap" by yesterday's rules, most of which are today's fallacies.













Now we'll see if Fusaichi Pegasus alters the trend. As of the Preakness, he did not.

FEATURE ARTICLE



From Our Mailbag...

Bona Fide Results from WINNERS

EGO STATES CATHECTED		
A loser If I <u>can't</u> do IT. Nobody else can.	<div>L</div>   	<div>W</div>   
a winner If I <u>CAN</u> do IT. Anyone can if they follow the directions that I do.	<div>L</div>   	<div>W</div>   

I don't like the word "loser." I prefer **non**-winner. But this graphic was taken from my booklet, *The Psychology of Winning*, so I'll let it stand. Besides, certain references in this issue's Psychology of Winning do refer to losers who are doing little to even become just non-winners, much less consistent winners at a profit. Their own ego-directed attitude is setting them up to be losers.

But enough of non-winners and losers. This feature is about WINNERS!

We received a lot of races last month from around the U.S. and Canada. Most were for high paying wins in individual races.. We thank those who sent these examples and urge them to continue.

However, for this issue I'm going to focus on races done in sequence. Races as waghercapped by clients on a full card, including their WINS, LOSSES and PASSES. The reason for this is to discourage those few nagging doubters who bug Aline by saying we only cherry pick winning races; or that our programs don't work at Golden Gate or Bay Meadows.

I could have published **four** consecutive days of profit from GOLDEN GATE alone. But that's kind of like carrying coals to Newcastle. I can't dedicate an entire Follow Up to one track. However, the races and results are in our files in case anyone wants to visit. Or, if you're still a Doubting Thomas, send \$10, I'll photocopy them for you.

Aline did cure one such doubter - for a week - Then it rained. The client went on using the same corollaries that had won for him when it was dry. He's no neophyte. He's been at it longer than I. He might go back to his Yellow Manual where I emphasized: "KNOW THY TRACK(S)." He's also subscribed to the Follow Up from the first issue. He subscribes quite loyally. Apparently he doesn't think subscribing entails reading it.

We also have clients whose primary track is Santa Anita. Apparently they go only on days when favorites win since they claim that **longshots never** win. The truth is they don't even consider the races in which longshots **do** win. For whatever mainstream inspired reason, they always seem to pass these races, trying to be "handicappers."

So our first focus will be on Golden Gate and, with any space still left in this issue, we'll go around the continent for more. The principles applied in winning the following races do apply *everywhere*.

First we hear from Dick Resch of northern California. He is a former Teaching Member who got a little tired of having clients asking him to do their work for them, so he gave up his teaching status to further augment his racing income. Among other things, Dick knows when to **pass**. So he's not bothered when northern California tracks produce a wealth of favorites. He sits on his hands and waits for value. Here's a good example that every Northern Cal client should have:

Auto

GG0414- 1 8.50 \$8,500
BOTTOM LINE -- BETTING LINE

BEFORE HIDES

HIDE#	PNcNAME	LdNT	SR	PR	BAL	LS	TIE	ODDS	TRKDISTS	M/L	DAYS	AGE
(6)	6 VALMO2		71	73	5	22.5		EVEN	GG	8.50	6/1	13
(2)	2 ZUHAI1P		70	70	17.5			5-2	GG	6.00	7/2	16
(1)	1 STAR 4		66	75	16.8			3-1	HOL	8.50	15/1	34
(5)	5 EL SH3	1	68	74	19.5			3-1	BM	8.00	9/2	33
(7)	7 SING 2	1	64	74	7.5			8-1	BM	8.00	8/1	44
(4)	4 WILD 1		60	75	13			9-1	SA	8.50	8/5	16
(3)	3 BIG 01		63	70	11			9-1	GG	8.50	6/1	13

SYNTHESIS POWER RANKINGS AND FRACTALS

				B L S T				PRIM				SUPP				FRACT				PRIM				SUPP			
				A L S P				LS R LS R				E L N				ESP				E D R				F W F X			
#	PNcNAME	LdNT	SR	BAL	LS	TOT	LS	R	LS	R	E	L	N	SUS	SCBL	E	D	R	P	E	D	R	P	F	W	F	X
1	1 STAR 4		66	3	7	1	22	3	9	2	2	1	1	SUS	3.0	6	1	1	1	6	1	1	1	2	2	2	2
2	2 ZUHAI1P		70	1	5	3	21	2	14	3	3	1	1	PRE		2	4	4	2	2	4	2	2	3	3	3	3
3	3 BIG 01		63	1	5	3	21	2	14	3	3	1	1	EAR		1	3	3	6	6	6	6	2	4	4	4	4
4	4 WILD 1		60	1	5	3	21	2	14	3	3	1	1	PRE	2.0	1	3	3	7	7	7	7	2	1	6	6	6
5	5 EL SH3	1	68	1	5	3	21	2	14	3	3	1	1	SUS	0.0	5	5	5	3	3	3	3	4	4	4	4	4
6	6 VALMO2		71	1	5	3	21	2	14	3	3	1	1	SUS	0.0	4	4	4	1	1	1	1	1	1	1	1	1
7	7 SING 2	1	64	1	5	3	21	2	14	3	3	1	1	PRE	0.0	2	2	2	1	1	1	1	1	1	1	1	1

SCBL Calculated by Program to Conform to Today's Pace
FRACTALS WEIGHTED: E=Early L=Late N=Normal

Golden Gate fields - April 14th, 2000 - Race 1

Maiden Claiming - For Thoroughbred Three Year Olds One And One Sixteenth Miles on the Dirt

Purse: \$8,500

Value of Race: \$8,500 1st \$4,675, 2nd \$1,700, 3rd \$1,275, 4th \$638, 5th \$212

Weather: Cloudy Track: Fast

Off at: 2:46 Start: Good for all

Pgm	HorseName (Jockey)	Wgt	M/E	PP	SP	1/4	1/2	3/4	Str	Fin	Odds
1	Star Warrior (Alvarado, F.T.)	118	BL b	1	5	7	7	4-1 1/2	1-Head	1-2 1/2	30.30
5	El Sharpo (Matias, J.)	118	BL bs	5	4	4-3	4-1	3-2	2-2 1/2	2-3 1/2	7.70
4	Wild Till Dawn (Gutierrez, A.L.)	112	BL	4	3	6-Head	5-Head	5-1/2	4-2 1/2	3-1	0.90 <i>HIDE FOR ONL</i>
3	Big O's Empire (Bisono, C.V.)	118	BL f	3	2	2-Head	2-1/2	1-1/2	3-2	4-7	16.10
7	Sing a Star (Delgadillo, A.)	118	BL b	7	6	3-5	3-5	2-1/2	5-3	5-1	27.80
6	Valmo (Miranda, A.)	113	BL bf	6	7	5-Head	6-Head	6-Head	6-5	6-8	6.60
2	Zuhair (Baze, R.)	118	BL bs	2	1	1-Head	1-Head	7	7	7	2.30 <i>HIDE FOR O.</i>
Fractional Times: 22.85, 46.46, 1:11.85, 1:38.26, 1:44.96											

Star Warrior - Bay Colt, March 26th, 1997
 Bred by Jack Mandato & Vince Drecchio in KY
 Skywalker - Precocious Amber, by North Pole
 \$12,500 (All horses)

We're working on a new version of Validator that allows you to mark the download with multiple past performance lines per horse, then hit F6 and the paceline preferred by the program appears right ON the download screen under the designation PI (for Paceline Indicator). We gave a test copy to Bob Kruis (he doesn't need help picking lines, but is an excellent tester).

First you'll see the race readouts followed, in order, by the results from Golden Gate. To sum

it up he bet 4 races, won money in 3; lost 1 and passed 2.

His notation on Race #8 comes only as a result of the program he is testing. He entered all pacelines for a horse. The program liked line 7 best. This is okay for a tester but *not* for those who may someday use the program, if we decide to sell it. The idea is to use the best of the last three comparable and let the program **automatically** select the one it likes best. Selling it will be offensive to those many clients who think they know better than the program how to pick pacelines even when the one they pick loses.

We can all learn a lot from Bob. Pay special attention to the N: The paceline number he used to get the winners.

Now, as space allows, a trip to some tracks around the country.

AFTER HIDES														
GG0414- 1 8 SD \$8.500 BOTTOM LINE -- BETTING LINE														
HIDE#	PN-NAME	LdNT	SR	71	PR	BAL	LS	TIE	ODDS	TRKDIST	M/L	DAYS	AGE	
(5)	6 VALMO2			71	73	4	22	19.8	EVEN	GG	8.50	15	13	W
(1)	1 STAR 4			66	75	2	19	19.8	2-1	HOL	8.50	15	13	P
(4)	5 EL SH3	1		68	74	9	18	19.8	5-2	BH	8.50	15	13	P
(6)	7 SING 2			64	74	7	12	19.8	9-2	BH	8.50	15	13	P
(2)	3 BIG 01			63	70	9	10	19.8	5-1	GG	8.50	15	13	P
(3)	4 WILD 1			68	75	11	6.8		9-1	SA	8.50	16	16	S

SYNTHESIS POWER RANKINGS AND FRACTALS														
#	PN-NAME	LdNT	SR	B	L	T	PRIM	SUPP	FRACT	ESP	SCBL	E	L	N
1	STAR 4		66	2	9	6	1	28	1	1	1.0	1	1	1
2	BIG 01		63	1	9	4	1	28	1	1	1.0	1	1	1
3	WILD 1		68	1	9	4	1	28	1	1	1.0	1	1	1
4	EL SH3	1	68	1	9	4	1	28	1	1	1.0	1	1	1
5	VALMO2		64	1	9	4	1	28	1	1	1.0	1	1	1
6	SING 2		64	1	9	4	1	28	1	1	1.0	1	1	1

Pgm	Horse	Win	Place	Show
1	Star Warrior	62.60	22.40	7.00
5	El Sharpo		7.40	3.40
4	Wild Till Dawn			3.00

Wager Type	Winning Numbers	Payoff
\$1 Exacta	1-5	193.00
\$2 Quinella	1-5	142.60
\$1 Trifecta	1-5-4	556.40

SACRAMENTO

42417-F2BB-54E8

Race 1 14-Apr-00 13
GOLDENGATE

\$36 WIN \$70

WIN (1)6

2 BETS, TOTAL \$70

SAM W: 002620 14Apr00 14:35:18

42417-F2BB-54E8

==
==
==

$$17.5 \times 62.60 = \$1,095.50$$

Bob Krus



Golden Gate Fields - April 5th, 2000

Day I went to San Anita
Bet GG. Good Day

GG0405-16.0D \$6,500
BOTTOM LINE -- BETTING LINE

HIDE#	PNCNAME	LDNT	SR	BAL	LS	TIE	ODDS	TRKDIST	M/L	DAYS	AGE
(2)	2 SPRIN3	✓	75	4	23.3		EVEN	GG 6.0D	6/1	26	4
\$31.40 W (4)	6 LADY 3	✓ W	72	6	21.0		8-5	BMF 6.0D	8/1	20	4
(3)	3 FOR T2	✓ P	72	5	19.3		2-1	BM 5.5D	4/1	32	4
(1)	1 T T T1	✓ S	72	5	18.8		5-2	BM 5.5D	5/2	20	4

THE VALIDATOR

#	PNCNAME	LDNT	SR	BAL	TOT-R	EP-R	LP-R	CP-R	HE-R	FX-R	V/DC-R
1	1 T T T1		72	5	4	4	1	4	3	2	2
2	2 SPRIN3		75	4	1	1	2	1	2	3	1
3	3 FOR T2		72	5	3	2	4	2	4	1	3
4	6 LADY 3		72	6	2	3	3	3	1	4	2

INCREMENTAL MATCH-UP GRAPH

#	PNCNAME	L	1F	2F	3F+TOTAL PACE
1	1 T T T1		3->	3->	3->
2	2 SPRIN3		2->	2->	1->
3	3 FOR T2		1->	4->	3->
4	6 LADY 3		4->	1->	2->

RACE 1

Wager Type
\$2 Daily DoubleWinning Numbers
6-4Payoff
145.20

2nd

GG0405-(2) 8.0D \$16,000
BOTTOM LINE -- BETTING LINE

9.80 (3) W 4 CURRE2 86 5 23.8 EVEN TUP 8.0D 6/1 25 7
 (4) 5 FIRST3p 80 6 19.0 2-1 GG 6.0D 6/1 62 4
 (5) 6 MICRO2 75 5 18.0 5-2 BM 8.0D 15/1 53 5
 (1) 2 SHAWO2 79 7 14.5 7-2 BM 8.0D 9/5 12 4
 (2) 3 AS WE3 75 7 14.0 7-2 BM 8.0D 7/2 18 4

THE VALIDATOR

#	PNCNAME	LdNT	SR	BAL	TOT-R	EP-R	LP-R	CP-R	HE-R	FX-R	V/DC-R
1	2 SHAWO2		79	7	5	2	5	3	5	5	4
2	3 AS WE3		75	7	4	3	4	5	4	4	4 P
3	4 CURRE2		86	5	1	1	2	1	2	1	9.80 (1) 4
4	5 FIRST3p		80	6	2	5	1	2	1	2	2 S
5	6 MICRO2		75	5	3	4	3	4	3	3	3

INCREMENTAL MATCH-UP GRAPH

#	PNCNAME L	1F	2F	3F+TOTAL PACE
1	2 SHAWO2	2->	1->	4->
2	3 AS WE3	3->	3->	3->
3	4 CURRE2	1->	2->	1->
4	5 FIRST3	5->	5->	1->
5	6 MICRO2	4->	4->	2->

P
W
S

4thGG0405- 4 6.0D \$13,000
BOTTOM LINE -- BETTING LINE

HIDE#	PNCNAME	LdNT	SR	BAL	LS	TIE	ODDS	TRKDISTS	M/L	DAYS	AGE
(3)	4 ORLAN3		83	5	22.3		EVEN	BM 6.0D	3/1	17	5
(2)	3 PEARL2		82	3	21.0 *		8-5	BM 6.0D	5/1	31	5 10.60
(1)	1 SAPP3		81	5	21.0 *		8-5	GG 6.0D	5/2	17	5
(4)	7 SHARP2		79	7	18.3		5-2	BM 6.0D	10/1	39	4

THE VALIDATOR

#	PNCNAME	LdNT	SR	BAL	TOT-R	EP-R	LP-R	CP-R	HE-R	FX-R	V/DC-R
1	1 SAPP3		81	5	2	2	3	3	3	1	2
2	3 PEARL2		82	3	1	3	2	2	2	2	10.60 1
3	4 ORLAN3		83	5	3	4	1	1	1	3	2 1/2 1
4	7 SHARP2		79	7	4	1	4	4	4	4	3 1/2 3

$$\#1 EX = 23.40$$

$$\#1 TRI = 1165.90$$

INCREMENTAL MATCH-UP GRAPH

#	PNCNAME	L	1F	2F	3F+TOTAL PACE
1	1 SAPP3		2->	3->	2->
2	3 PEARL2		3->	2->	2->
3	4 ORLAN3		4->	4->	1->
4	7 SHARP2		1->	1->	3->

GG0405- 7 6.0D \$20,000
BOTTOM LINE -- BETTING LINE

HIDE# PNCNAME LdNT SR BAL LS TIE ODDS TRKDISTS M/L DAYS AGE

(2) 3 FOR T3 85 5 23.5 EVEN GG 6.0D 3/1 60 3

(3) 4 A WIC3x 80 5 20.0 9-5 BM 8.0D 12/1 12 3

(1) 2 RAIN 2 80 5 19.8 * 2-1 BM 6.0D 15/1 17 W 3 23.20

(4) 5 NOT W1 81 5 19.8 * 2-1 BM 5.5D 5/1 19 3

Place 19.80 10.20 to Place

THE VALIDATOR

#	PNCNAME LdNT	SR	BAL	TOT-R	EP-R	LP-R	CP-R	HE-R	FX-R	V/DC-R
1	2 RAIN 2	80	5	4	3	2	4	2	4	3 W
2	3 FOR T3	85	5	1	1	3	1	3	1	1
3	4 A WIC3x	80	5	3	4	1	3	1	3	2 2nd
4	5 NOT W1	81	5	2	2	4	2	4	2	3

Box top 3 #1 Exacta = \$15.60

INCREMENTAL MATCH-UP GRAPH

#	PNCNAME L	1F	2F	3F+TOTAL PACE
1	2 RAIN 2	2->	3->	2-> W
2	3 FOR T3	1->	1->	1->
3	4 A WIC3	3->	2->	1-> PL
4	5 NOT W1	1->	4->	3->

GG0405- 8 6.0D \$6,500
 BOTTOM LINE -- BETTING LINE

HIDE#	PNCNAME	LdNT	SR	BAL	LS	TIE	ODDS	TRKDIST	M/L	DAYS	AGE
(1)	4 REALL2x		80	3	22.0		3-2	ARP 8.5D	15/1	221	.4
(3)	7 HELLO7		76	6	19.3		2-1	BM 6.0D	6/1	208	4
(5)	9 MORE 3		74	8	18.5		5-2	BM 6.0D	5/1	20	4
(2)	5 I CAN3		73	6	18.0		5-2	BM 6.0D	20/1	25	5
(4)	8 LOMBA1x		73	7	13.8		4-1	BM 8.0D	12/1	549	5

Handwritten notes on the left:
 14.00
 5.20
 4.00

THE VALIDATOR

#	PNCNAME	LdNT	SR	BAL	TOT-R	EP-R	LP-R	CP-R	HE-R	FX-R	V/DC-R
1	4 REALL2x		80	3	2	3	1	1	1	2	1
2	5 I CAN3		73	6	3	4	3	4	3	3	3
3	7 HELLO7		76	6	1	1	5	2	5	1	W 2 14.50
4	8 LOMBA1x		73	7	4	5	2	5	2	5	S 5
5	9 MORE 3		74	8	5	2	4	3	4	4	3

This race I passed.

Then I took the new VALP program & put every horse in - let program pick race lines - very good result!

Bob Krus



5 minutes ...



1st race - Golden Gate Fields - April 5th, 2000

Off at: 12:47 Race Type: Maiden Claiming
 Age Restriction: Four Year Old and Upward
 Sex Restriction: Fillies and Mares
 Value of Race: \$6,500
 Distance: Six Furlongs
 Surface Type: Dirt Track Condition: Fast
 Winning Time: 1:12.01

Day I went to San Anita
 Bet 66. Good Day

Pgm	Horse	Jockey	W	Win	Place	Show
6	Lady Macknight	Agapito Delgadillo		31.40	9.20	4.20
3	For the Love	Caesar V. Biseno			5.20	2.60
1	T T Tight	Roberto M. Gonzalez				2.20

Also ran: 2 - Spring Time Cari, 7 - Sublime, 5 - Liz a Slew Dancing, 4 - Bold N Gold

Wager Type	Winning Numbers	Payoff
\$1 Exacta	6-3	✓ 71.90
\$2 Quinella	3-6	58.80
\$1 Trifecta	6-3-1	✓ 234.20

Winning Breeder: Charles Knightstep, Richard E. MacFarlane & Shirley MacFarlane

Winning Owner: Knightstep, Charles and MacFarlane, Richard E. and Shirley

Winning Trainer: James R. Kiesner

2nd race - Golden Gate Fields - April 5th, 2000

Off at: 1:14 Race Type: Claiming
 Age Restriction: Four Year Old and Upward
 Value of Race: \$16,000
 Distance: One Mile
 Surface Type: Dirt Track Condition: Fast
 Winning Time: 1:37.71

Pgm	Horse	Jockey	W	Win	Place	Show
4	Current Worth	Javier Matias		9.80	4.60	4.00
3	As We Know It	Frank T. Alvarado			4.40	4.20
5	First Knighter	Joe M. Castro				5.60

Also ran: 6 - Micro Nation, 1 - Sonny's Big Bid, 2 - Shawo Mountain

Wager Type	Winning Numbers	Payoff
\$2 Daily Double	6-4	145.20
\$1 Exacta	4-3	✓ 19.70
\$2 Quinella	3-4	21.20
\$1 Trifecta	4-3-5	✓ 121.60

Winning Breeder: Harris Farms, Inc. & Ray Johnson

Winning Owner: Lakeforest Stable

Winning Trainer: Rene Amescua

3rd race - Golden Gate Fields - April 5th, 2000

Off at: 1:50 Race Type: Maiden Claiming
Age Restriction: Three Year Old

PASS

4th race - Golden Gate Fields - April 5th, 2000

Off at: 2:23 Race Type: Claiming
Age Restriction: Four Year Old and Upward
Sex Restriction: Fillies and Mares
Value of Race: \$13,000
Distance: Six Furlongs
Surface Type: Dirt Track Condition: Fast
Winning Time: 1:10.74

Page 3 of 3

Pgm	Horse	Jockey	Win	Place	Show
3	Pearls N Lace	Rafael Q. Meza	10.60	5.00	3.20
4	Orlando Solar	Caesar V. Bisano		5.60	3.40
7	Sharp Corner	Frank T. Alvarado			5.40

Also ran: 1 - Sapphire Magic, 5 - Noble Covenant, 6 - Kitty Mac Cool, 2 - Neaskra

Wager Type	Winning Numbers	Payoff
\$1 Pick 3	4-3-3 (3 correct)	243.80
\$2 Daily Double	3-3	108.40
\$1 Exacta	3-4	23.40
\$2 Quinella	3-4	27.20
\$1 Trifecta	3-4-7	165.90

Winning Breeder: Jon Hanisch & Sherri Tracy

Winning Owner: Lerch, Allen and Silver, Monty

Winning Trainer: Armando Lage

5th race - Golden Gate Fields - April 5th, 2000

Off at: 2:53 Race Type: Claiming
Age Restriction: Four Year Old and Upward
Sex Restriction: Fillies and Mares
Value of Race: \$13,000
Distance: Six Furlongs
Surface Type: Dirt Track Condition: Fast
Winning Time: 1:10.85

HID WINNER
LOST

Pgm	Horse	Jockey	Win	Place	Show
3	Jasmine Rose	Frank T. Alvarado	5.60	3.40	2.80
5	Negev Lady	Ronald J. Warren, Jr		6.20	3.60
6	Peck a Boo Streak	Russell Baze			2.80

6th race - Golden Gate Fields - April 5th, 2000

Off at: 3:23 Race Type: Optional Claiming
Age Restriction: Three Year Old
Sex Restriction: Fillies
Value of Race: \$37,613
Distance: Six Furlongs
Surface Type: Dirt Track Condition: Fast
Winning Time: 1:10.85

PASS - NO VALUE

Pgm	Horse	Jockey	Win	Place	Show
8	Slewsbox	Russell Baze	5.40	3.40	3.40
1A	Hadl	Dennis Carr		4.60	4.00
1	Midnight Mango	Frank T. Alvarado			4.00

7th race - Golden Gate Fields - April 5th, 2000

Off at: 3:54 Race Type: Starter Allowance

Age Restriction: Three Year Old

Value of Race: \$20,000

Distance: Six Furlongs

Surface Type: Dirt Track Condition: Fast

Winning Time: 1:10.84

Pgm	Horse	Jockey	Win	Place	Show
2	Rain Minister	Caesar V. Bisono	23.20	10.20	4.60
4	A Wicked Googly	Alfredo Miranda		19.80	5.80
6	Concealed	Dennis Carr			3.40

Also ran: 3 - For the Asking, 5 - Not Without Honor, 1 - Felicity Rose

Wager Type	Winning Numbers	Payoff
\$1 Pick 3	3-8-2 (3 correct)	229.50
\$2 Daily Double	8-2	85.40
\$1 Exacta	2-4	115.60
\$2 Quinella	2-4	114.20
\$1 Trifecta	2-4-6	475.00

Winning Breeder: Dr. William Marano

Winning Owner: Robert Mike Branger

Winning Trainer: Bonnie E. Lord

8th race - Golden Gate Fields - April 5th, 2000

Off at: 4:24 Race Type: Maiden Claiming

Age Restriction: Four Year Old and Upward

Value of Race: \$6,500

Distance: Six Furlongs

Surface Type: Dirt Track Condition: Fast

Winning Time: 1:10.84

Pgm	Horse	Jockey	Win	Place	Show
7	Hello Senor	Kevin Radke	14.00	5.20	4.00
1	Blewpy	Russell Baze		2.80	2.40
8	Lombard Street	Joe M. Castro			4.40

Also ran: 9 - More to Do, 5 - I Can't Wait, 2 - Hawarden, 3 - Dominant Purpose, 4 - Really a Year, 6 - Ready Set Slew

Wager Type	Winning Numbers	Payoff
\$1 Pick 3	7/8-2-7 (3 correct)	506.20
\$2 Pick 6	3-3-3-7/8-2-7 (5 correct)	1,729.60
\$2 Daily Double	2-7	187.40
\$1 Exacta	7-1	24.60
\$1 Place Pick All	7 OF 8 (7 correct)	599.20
\$2 Quinella	1-7	20.20
\$1 Superfecta	7-1-8-9	658.30
\$1 Trifecta	7-1-8	179.60

Winning Breeder: Jon L. Starr

Winning Owner: A. L. Diaz & Paul Ross

Winning Trainer: Antonio L. Diaz

Results at Sportsman's Park

Monday May 1, 2000

Race:	1	Win	Place	Show
1st	3 NOKA	5.20	3.00	2.40
2nd	4 VALID ASSEMBLY		3.40	2.20
3rd	2 BAYLESS			2.40
S2 Exacta		3-4		17.20
Refunds:	None			

WINNER #1 ON V/DC -
TOP 2 BOTH HAD LOW ODDS
NOT ENOUGH VALUE IN #3.
PASSED RACE

Race:	2	Win	Place	Show
1st	11 EXPLOSIVE WISH	3.60	2.80	2.40
2nd	10 STORMY GIRL		11.80	6.20
3rd	4 SUKKOT			7.20
4th	5 ANGEL STORM			
S2 D/Double		3/11		15.60
S2 Exacta		11-10		32.60
S2 Trifecta		11-10-4		553.20
S2 Superfecta		11-10-4-5		1550.20
Refunds:	None			

BET WINNER IN EXACTA
& D Double ONLY
PLACE HORSE RANKED #2
WAGER ACROSS THE BOARD:
\$2 BET GROSS: \$18
\$10 BET GROSS: \$90
NET = 90-30 = \$60
LOST \$10 WIN BET: ANGEL
NET PROFIT \$50

Race:	3	Win	Place	Show
1st	2 EXPLOSIVE SPORT	17.60	5.00	4.80
2nd	5 NAZOS PARK		3.00	2.60
3rd	3 SYL'S AGGRAVATION			3.60
S2 Exacta		2-5		59.80
S2 Trifecta		2-5-3		365.00
Refunds:	None			

LOST \$20

Race:	4	Win	Place	Show
1st	6 ZHANNA	16.00	7.00	4.00
2nd	3 RUN SWEET RUN		9.60	4.80
3rd	4 DAVES LADY SUE			4.20
S2 Exacta		6-3		192.40
S2 Trifecta		6-3-4		1597.00
Refunds:	None			

WON \$88

BET \$20

NET PROFIT = \$68

Race:	5	Win	Place	Show
1st	4 SHYRLENTS DREAM	22.00	10.60	5.40
2nd	7 WHIPPED CREME		9.60	5.80
3rd	1 EDIE'S PFINEST			4.20
4th	6 ON THE MONEY			
S2 Exacta		4-7		218.00
S2 Trifecta		4-7-1		1604.60
Refunds:	None			

WON. BET \$10 ACROSS THE BOARD
GROSS = \$190
LESS \$40 BET (TWO HORSES)
NET PROFIT = \$150

Race:	6	Win	Place	Show
1st	8 COTTAGE ROSE	20.60	8.40	3.80
2nd	7 SHARP SENORITA		5.00	3.20
3rd	3 AVIE'S ANGLE			2.60
S2 Exacta		8-7		81.00
S2 Trifecta		8-7-3		227.40
Refunds:	None			

TOO MANY RISKY PROJECTIONS
IN THIS RACE - PASS
QUIT WHILE AHEAD WENT HOME

TOTAL BET = \$120
NET PROFIT = \$140 (100% PROFIT)

S2 Pick 3 6/4/8 3 of 3 3232.40

BET 4 RACES
WON MONEY 3
LOST 1
PASSED 2

SPT0501- 2 6.0D \$9,000
 BOTTOM LINE -- BETTING LINE

HIDE#	PNCNAME	LdNT	SR	PR	BAL	LS	TIE	ODDS	TRKDISTS	M/L	DAYS	AGE
(4)	7	LA VI3	73	68	6	21.8		8-5	SPT 6.0D	7/2	7	3
(6)	10	STORM1	67	68	6	14.5		7-2	SPT 6.0D	6/1	7	3
(5)	8	BLACK1	68	68	8	14.0		7-2	SPT 6.0D	12/1	19	3
(3)	5	ANGEL2	66	67	8	12.0		9-2	SPT 6.0D	4/1	21	3
(1)	1	IMPER1	63	76	6	11.5		5-1	SPT 6.0D	20/1	9	3
(2)	3	HOLY 1	64	71	8	11.0		5-1	SPT 6.0D	30/1	28	3

SYNTHESIS POWER RANKINGS AND FRACTALS

			PRIM								SUPP				FRACT				PRIM				SUPP							
			B	L	T	PRIM		SUPP		FRACT									E	L	C	T	H	F	F	S	F	E	T	T
			A	S	O														P	P	P	T	E	F	F	P	P	E	T	P
#	PNCNAME	LdNT	SR	L	P	T	LS	R	LS	R	E	L	N	ESP	SCBL	R	R	R	R	R	R	R	R	R	R	R	R	R	R	
1	1	IMPER1	63	6	6	2	28	5	14	3	2	1	2	PRE	3.0	4	5	6	2	4	4	3	4	3	4	2	1			
2	3	HOLY 1	64	8	2	3	29	6	23	5	3	4	4	E/P	3.0	5	2	5	4	2	6	5	6	5	5	3	4			
3	5	ANGEL2	66	8	4	5	27	4	28	6	5	6	6	EAR	1.0	2	6	4	1	6	2	6	5	6	6	5	6			
4	7	LA VI3	73	6	3	1	15	1	8	1	1	2	3	EAR		1	4	1	3	3	1	2	1	2	2	1	2			
5	8	BLACK1	68	8	1	6	25	3	20	4	6	5	5	PRE	7.0	3	3	2	5	5	3	4	2	4	3	6	5			
6	10	STORM1	67	6	5	4	23	2	12	2	4	3	1	SUS	8.0	6	1	3	6	1	5	1	3	1	1	4	3			

SCBL Calculated by Program to Conform to Today's Pace
 FRACTALS WEIGHTED: E=Early L=Late N=Normal

SPT0501- 2 6.0D \$9,000

THE VALIDATOR

PNCNAME	LdNT	TOT-R	TPV-R	TDC-R	V/DC-R
1	IMPER1	2	3	3	2
3	HOLY 1	3	4	4	4
5	ANGEL2	5	3	5	3
7	LA VI3	1	1	2	1
10	STORM1	4	2	1	1

BET WIN
 BET \$11.80 P
 ACROSS BOARD

Race:	2	Win	Place	Show
1st 11	EXPLOSIVE WISH	3.60	2.80	2.40
2nd 10	STORMY GIRL		11.80	6.20
3rd 4	SUKKOT			7.20
4th 5	ANGEL STORM			

PLACE BET
 PROFIT ONLY

SPT0501- 4 8.0D \$26,000
 BOTTOM LINE -- BETTING LINE

HIDE#	PNCNAME	LdNT	SR	PR	BAL	LS	TIE	ODDS	TRKDIST	M/L	DAYS	AGE
(3)	6 ZHANN1		60	74	4	23.5		EVEN	SPT 8.0D	8/1	14	3
(1)	2 SHESA3		57	69	4	21.3		8-5	HAW 8.3D	2/1	23	3
(4)	7 MEREL2		57	77	7	21.0		8-5	SPT 8.0D	10/1	23	4
(2)	3 RUN S1		49	74	5	16.5		3-1	SPT 8.0D	10/1	23	4

SYNTHESIS POWER RANKINGS AND FRACTALS

SYNTHESIS TOWER															PRIM					SUPP							
			B	L	T	PRIM		SUPP		FRACT					E	L	C	T	H	F	F	S	F	E	T	T	
			A	S	O										P	P	P	T	E	W	X	P	X		S	P	
#	PNCNAME	LdNT	SR	L	P	T	LS	R	LS	R	E	L	N	ESP	SCBL	R	R	R				N					
1	2 SHESA3		57	4	4	1	17	2	15	3	4	4	3	SUS	4.0	1	3	3	1	2	3	4	2	4	2	4	3
2	3 RUN S1		49	5	3	3	24	4	14	2	3	2	2	LAT	3.0	4	4	4	3	4	4	1	4	1	4	3	2
3	6 ZHANN1		60	4	1	2	11	1	6	1	1	1	1	SUS	2.0	3	1	1	2	1	1	2	1	2	1	1	1
4	7 MEREL2		57	7	2	4	18	3	15	3	2	3	4	S/P		2	2	2	4	3	2	3	3	3	3	2	4

SCBL Calculated by Program to Conform to Today's Pace
 FRACTALS WEIGHTED: E=Early L=Late N=Normal

SPT0501- 4 8.0D \$26,000

ALL LATE

#	PNCNAME	Ld N T	LATE	EARLY	TOT R
1	2 SHESA3	-15.5	<-----		155.5 1
2	3 RUN S1	-17.0	<-----		155.1 3
3	6 ZHANN1	-22.9	<-----		155.5 2
4	7 MEREL2	-18.1	<-----		154.6 4

EX-L V-L M-L <E> M-E V-E EX-E

THE VALIDATOR

PNCNAME	LdNT	TOT-R	TPV-R	TDC-R	V/DC-R
2 SHESA3	✓	1	2	2	2
3 RUN S1	✓	3	2	3	3
6 ZHANN1	✓	2	1	1	1
7 MEREL2	✓	4	3	4	3

P
W

Race: 4 Win Place Show
 1st 6 ZHANNA 16.00 7.00 4.00
 2nd 3 RUN SWEET RUN 9.60 4.80
 3rd 4 DAVES LADY SUE 4.20
 S2 Exacta 6-3 ✓ 192.40
 S2 Trifecta 6-3-4 1597.00
 Refunds: None

SPT0501- 5 6.0D \$16,500
 BOTTOM LINE -- BETTING LINE

HIDE#	PNCNAME	LdNT	SR	PR	BAL	LS	TIE	ODDS	TRKDIST	M/L	DAYS	AGE
(1)	1 EDIE'3		79	77	5	21.0		8-5	FG	6.0D	6/1	52 3
(5)	6 ON TH1		79	75	6	20.5		9-5	SPT	6.0D	5/1	17 3
(4)	4 SHYRL1	2	77	72	7	16.3		3-1	SPT	6.0D	10/1	28 3
(2)	2 WITNE1		76	72	6	15.8		7-2	SPT	6.0D	9/2	19 3
(3)	2B WRONG1	1	75	75	6	14.8		7-2	SPT	6.0D	9/2	17 3

SYNTHESIS POWER RANKINGS AND FRACTALS

			PRIM										SUPP									
			B	L	T	PRIM	SUPP	FRACT													E	T
			A	S	O	LS	RS	LN	ESP	SCBL	P	L	C	T	H	F	F	S	F	E	T	T
			L	P	T	LS	RS	LN	ESP	SCBL	R	R	R	R	E	W	X	N	X		S	P
#	PNCNAME	LdNT	SR																			
1	1 EDIE'3		79	5	5	1	15	1	7	1	1	1	1	PRE	1.0	2	4	1	2	4	1	1
2	2 WITNE1		76	6	2	5	23	4	17	3	4	4	4	S/P	6.0	4	1	3	5	3	4	3
3	2B WRONG1	1	75	6	4	4	25	5	19	4	5	3	3	PRE	5.0	5	2	4	4	1	5	4
4	4 SHYRL1	2	77	7	1	3	22	3	23	5	3	5	5	EAR		1	5	3	1	5	2	5
5	6 ON TH1		79	6	3	2	18	2	8	2	2	2	2	PRE	3.0	3	3	2	3	2	3	2

SCBL Calculated by Program to Conform to Today's Pace
 FRACTALS WEIGHTED: E=Early L=Late N=Normal

THE VALIDATOR

PNCNAME	LdNT	TOT-R	TPV-R	TDC-R	V/DC-R
1 EDIE'3		1	1	1	1
2 WITNE1		5	3	3	3
2B WRONG1	1	4	4	4	4
4 SHYRL1	2	3	3	5	3
6 ON TH1		2	2	2	2

Race: 5

	Win	Place	Show
1st 4 SHYRLENTS DREAM	22.00	10.60	5.40
2nd 7 WHIPPED CREME		9.60	5.80
3rd 1 EDIE'S PFINEST			4.20
4th 6 ON THE MONEY			
S2 Exacta	4-7		218.00
S2 Trifecta	4-7-1		1604.60

Refunds: None

Ends ^{and} Odds

HOWARD, BEFORE HIDE (ODDS)

HERE'S A VALIDATOR PRINTOUT THAT
DIDN'T HAVE THE WINNER BUT BL-BL HAD IT
#1.

FRED TANAKA

BEFORE
HIDE

KEE0422- 8 9.0D \$59,000

THE VALIDATOR

PNCNAME	LDNT
2	BRILL3
3	LA WA2
5	VICTO4
6	INALL2
7	GONE 1

TOT-R
4
1
3
5
2

TPV-R
4
1
2
4
2

TDC-R
4
5
3
2
1

V/DC-R
4
1
2
3
1

HIDE

AFTER
HIDE

KEE0422- 8 9.0D \$59,000

THE VALIDATOR

PNCNAME	LDNT
2	BRILL3
3	LA WA2
4	GALLA2
5	VICTO4
6	INALL2

TOT-R
3
1
5
2
4

TPV-R
4
1
1
2
4

TDC-R
4
5
1
3
2

V/DC-R
3
2
1
2
4

P

W \$41.00

S

Of course Fred is quite aware of what causes this phenomenon. Aline and I encountered it on Santa Anita's opening day. A horse is hidden or scratched and a horse that didn't qualify as a Top FIVE Total Energy contender moves up; often way up.

This why it's important to view the Total Energy figure on the SUPERSCREEN. The winner, GALLA was ranked 6th. The 2.1-1 favorite, GONE ranked 2nd in T.E. After Hiding GONE, GALLA moves to #1 on Validator.

See next page:

KEE0422- 8 9.0D \$59,000
BOTTOM LINE -- BETTING LINE

PNCNAME LdNT		SR	86 PR BAL	LS TIE	ODDS	TRKDISTS	M/L	DAYS	AGE
W4	GALLA2	84	82 7 17.5		5-2	TP 8.0D	12/1	10	4
3	LA WA2	91	83 7 17.0		5-2	TP 8.0D	3/1	35	4
HIDE 7	GONE 1	84	85 5 16.5		3-1	FG 8.5D	5/2	35	4
5	VICTO4	87	81 6 16.0		3-1	CD 8.0D	10/1	25	4
6	INALL2	82	87 10 11.0		5-1	GP 8.5D	5/1	42	4
P 2	BRILL3	82	89 7 9.0		6-1	SA 8.0D	4/1	43	4

SYNTHESIS POWER RANKINGS AND FRACTALS

SYNTHESIS POWER RANKINGS AND FRACALS															PRIM										SUPP									
#	PNCNAME LdNT	SR	B A L	L P T	T S O	PRIM		SUPP		FRACT			ESP	SCBL	E P R	L P R	C P R	T P T	H T E	F T W	F T X	S T N	F T X	Σ	T S	T P								
						LS	R	LS	R	E	L	N																						
1	2 BRILL3	82	7	6	4	31	6	23	5	3	5	5	SUS	6.0	3	5	6	4	4	6	3	6	3	6	4	4								
2	3 LA WA2	91	7	3	1	20	2	8	1	1	1	4	PRE		1	6	1	4	5	2	1	1	1	4	1	1								
3	4 GALLA2	84	7	1	6	18	1	19	4	5	4	2	LAT	7.0	6	1	3	1	1	1	5	3	5	1	5	5								
4	5 VICTO4	87	6	4	3	24	4	12	2	2	2	3	SUS	4.0	2	4	2	5	5	4	2	2	2	3	2	3								
5	6 INALL2	82	10	2	5	28	5	28	6	6	6	6	S/P	5.0	4	3	5	2	3	5	6	5	6	5	6	6								
6	7 GONE 1	84	5	5	2	23	3	15	3	4	3	1	SUS	7.0	5	2	4	3	2	3	4	4	4	2	3	2								

SCBL Calculated by Program to Conform to Today's Pace
FRACTALS WEIGHTED: E=Early L=Late N=Normal

KEENLAND

Pgm	HorseName (Jockey)	Wgt	M/E	PP	SP	1/4	1/2	3/4	Str	Fin	Odds
4	Gallant Turk (Zuniga, E)	116	L	4	7	7	7	6-2	3-3	1-3/4	19.50
2	Brilliantly (Albarado, R.)	116	L b	2	1	3-1 1/2	2-Head	2-Head	1-1/2	2-6	4.20
6	Inallprobability (Migliore, R.)	120	L	6	5	5-1 1/2	4 1/2	3-3	2-1	3-2 1/2	3.40
1	Chief Minister (Smith, M.E.)	120	L b	1	3	1-3 1/2	1-4 1/2	1-2 1/2	5-4	4-3 1/2	6.60
3	La War (Zimmerman, R.)	116	L	3	2	2-Head	3-1 1/2	4-2 1/2	4-Head	5-2 1/2	3.90
7	Gone North (Day, P.)	116	L b s	7	6	6-15	6-12	5-4	6-17	6-24	2.10
5	Victory Place (St. Julien, M.)	116	L b	5	4	4-1/2	5-1 1/2	7	7	7	11.30

Fractional Times: 22.99, 45.81, 1:10.44, 1:36.95, 1:50.08

Winner: Gallant Turk - Chestnut Gelding, April 22nd, 1996
Bred by Gail D. Hughes in KY

Pedigree: Turkoman - Gallant Ryder, by Red Ryder

Pgm	Horse	Win	Place	Show
4	Gallant Turk	41.00	15.80	6.20
2	Brilliantly		6.20	4.00
6	Inallprobability			3.60

Despite the considerable profit Fred's been enjoying lately, he likes to conserve paper. So we don't see a complete set of BEFORE & AFTER Hides picture. Still he paints a good picture and marvelous example of **why** hiding can be so profitable.

My suggestion would be that all clients print complete BEFORE & AFTER readouts. This way those who refuse to eschew low paying favorites, or because passing is so difficult, find that taking a lower mutuel on certain days saves them from anxieties caused by occasional losses.

Through optimal use of their BEFORE & AFTER screens we get a wider variety of wagering choices.

THE TURN FOR HOME

This is the straightaway from the end of the fat turn to the wire. It is often MIS-called The Stretch. At all distances the actual stretch is **the final one eighth of a mile**. By noting the length of the straightaway to the wire, one can often determine how this portion of the race will affect the running of horses, Early-Late. The shorter the distance the more likelihood of horses close to the pace on the turn will hold on. A longer straightaway usually benefits horses that come from **off the pace**.

Note: This is a general statistical overview and not an absolute. Please treat it as such. It is more true in routes than in Sprints. Always bear in mind that the amount of sand and loam texture also play a part in determining E-L. Mostly it's still the horses themselves.

You'll see that the Fairgrounds in New Orleans has the longest straightaway of any full mile track. Sportsman's is a anomaly since horses have to make more trips around the track, especially in routes. This is why we're having so much success with the Validator at Sportsman's. In the old days it was tough to adapt races run at other tracks to its odd configuration. Half miles in Sprints run as slow as 47 seconds. Races were won or lost on the straightaway. The Validator's V/DC contains a vital deceleration formula (SEE FOLLOW UP 77 - The White Paper). Hawthorne has a long straightaway as does Churchill Downs.

Back when Marge Everett ran Hollywood Park, she elongated the straightaway to 1320 feet. Now it's only 991 feet. We still know persons who try 'handicapping' Hollywood as if there were no change.

Straightaway to Finish			
Track	In Feet		
Aqueduct	1174.9	Hollywood	991
Aqueduct	1155.5	Hoosier	1255
Arlington	1049	Keeneland	1174
Belmont	1097	LA Downs	1010
Calder	990	Laurel	1014
Churchill Downs	1234.5	Oaklawn	1155
Del Mar	919	Pimlico	1152
Ellis Park	1175	Santa Anita	990
Fair Grounds	1346	Saratoga	1144
Fairmount	1050	Sportsman's	1463
Gulfstream	952.2	Tampa	976
Hawthorne	1320	Turfway	970
Hialeah	1075		

Data Courtesy Daily Racing Form

WHAT A DIFFERENCE A PACELINE MAKES

The client who did this race had a fantastic day with her other races. In this one she was willing to go back 169 days for a paceline on CALL. The second line back was 189 days. When a horse has been off this long another 20 days is meaningless. Going back one line, she lost the race. The horse doesn't even make the top 5 Total Energy. Two lines back it is Number One and pays \$36.20 and also triggers a \$229.20 Exacta and a \$3,947 Trifecta. When a horse appears in the Top 2, sometimes even the Top 3 and will pay big, **it's worth a wager**. Very few loooooong layoff horses make Validator's Top 2. When they do, I hope you're not bound by 'oldstream' recency rules.

Before Hides THE VALIDATOR

PNCNAME LdNT	TOT-R	TPV-R	TDC-R	V/DC-R
4 POWER1	5	2	3	2
5 LIMES3	1	2	5	3
6 YANKE2x	2	1	2	1
7 DEEP 2	3	1	1	1
8 THRIL1	4	2	4	2

USING YOUR PACELINE for CALL - NOT THERE
(client)

~ HIDE YANKE
~ EVEN ODDS

GP0109- 9 7.0D \$45,000. USING 2nd LINE
BACK for CALL
THE VALIDATOR

PNCNAME LdNT	TOT-R	TPV-R	TDC-R	V/DC-R
3 CALL 2	4	2	1	1
4 POWER1	5	4	3	2
5 LIMES3	1	2	5	4
7 DEEP 2	2	1	2	1
8 THRIL1	3	3	4	3

THERE ↑

GP JAN 9, 2000(SUN) -- FLASH CHARTS

9 ALW 4+ NW2\$3MX \$45,000 7.0D FT Clear

3-CALL ME MR. VAIN	36.20	15.80	10.00
4-POWERFUL GOER		6.60	4.60
5-LIMESTONE			10.80

SCRATCHED (NONE)

Exacta	3-4	229.20
Trifecta	3-4-5	3,947.60

ARTIFICIAL INTELLIGENCE

Sounds good but what it says is what it is. - artificial. All artificial programs just make a running version of what we have come to call a Brohamer Model. The problem is, it averages *all* results. If you've been to a public elementary or high school since 1968 or have kids going, you must know that all averaging reduces the mean to mediocrity. In computer programs, if you average the last five that go against that average you will skew it.

I keep telling clients, stop researching the VALUE of a given readout. After 100 races all will average at 2.89 **if** you follow contender and paceline instructions. Still, some insist on carrying coals to Newcastle. Instead of duplicating my research why not research yourself.

DRF - TrackMaster DOWNLOAD COMMENTS

Here's one we haven't heard before. A client says he reads the COMMENTS at the end of pacelines in the Past Performances; if they're not what he perceives as being *favorable*. He goes way back for a line with a good comment.

These comments are hastily made from personal opinion by someone working for Equibase (which does the DRF lines). He/she is no smarter than you and has no idea what one of the last comparable three lines might produce in the readouts of one of our advanced programs. In the Validator you can make your *own* comments. (F9-F10) From the readouts I've seen from clients, they're far superior to those in the Form or download. In all my experience, I've never paid any attention to those published comments. USE YOUR HEAD!

EARLY-LATE GRAPH

We get two questions that worry me about the self-reliance of those asking them. One is "what degree of Early or Late is BEST?". You must ascertain that from your own records. The same person asked me to correlate the number of X's in an Early or Late line with percentages. In Synthesis we have a BOTH-AND Graph the shows the percentages. I never use them but if he's concerned, he should.

The other question that baffles me is "Why Early-Late. Whatever happened to Sustained?" My answer, call it whatever the heck you wish, Stop worrying about semantics. Just USE the Early-Late Graph to your advantage the way our consistent winners do.

WHAT IS AN EXPERT?

When I hear and read some of the questions addressed to tech support, I'm bewildered by the idea that WE here were born with all the answers. NO WAY. Aline, Shane and I ALL learned by doing. By making mistakes and learning from them. By going from NON-winners to WINNERS. All valid "Experts" learned by doing - by learning from errors. We are able to answer your questions because we once had all those same questions ourselves. We had no one to turn to for answers. We had to learn by trial and error. Experts are made, not born!

PETER TOLAN'S HOUSE

A lot of Non-California clients asked me why Peter Tolan's house made him a Bell-Cow. He bought the Arden House, formerly owned by California's leading Dairy Company. For many years the name ARDEN was synonymous with cow's milk delivered to our doors by the friendly ARDEN Milkman. Peter bought this famous, huge estate at a real bargain. He agreed to clean up the mess left by the cows after Arden sold its interests to another firm.

PRINTING BOTH BEFORE & AFTER ON SYNTHESIS - VALIDATOR & WAGERING DECISION FORM

This is an **important** step many are not taking.

If you are an Exotic or Place Horse bettor, you need to look at your readouts BEFORE HIDES. This is the readout in which Place and Show horses often appear. Note them for possible Exotic or Place horse wagers, then HIDE them when they do NOT qualify for WIN ONLY. By printing your readouts both BEFORE & AFTER hides you get the best of both worlds. WINNERS after Hides, and Exotics, Place and/or Show.

WAGERING AMOUNTS - HOLLYWOOD PARK SIGNS OF THE TIMES - Another Aspect Of The Change In Racing

Off-Track attendance: 16,020. On-Track handle: \$3,894,930.
Inter-Track attendance: 14,539. Inter-Track handle: \$6,149,858.
Out of State attendance: N/A. Out of State handle: \$6,221,308.
TOTAL attendance: 30,559. TOTAL handle: \$16,266,096.

Almost twice the amount bet **off track** by about 1500 fewer bettors. Averaging it out this means the average track GOER puts \$243.13 through the mutuels while the average OFF-SITE bettor lays out about \$423. It appears that serious bettors no longer go to the track but prefer to wager off-site at an Inter-Track Wagering Center. For a change. I find myself among the majority.

Another interesting fact: Out of state betting = \$6,221,306. More than Inter-Track wagering. Now perhaps you understand my statement that at So. Cal tracks, in order to keep out of state bettors interested, many non-stakes races are CARDED with a bias toward the top two favorites.

HERE'S ONE that some client and most members of internet Handicapping Chat Rooms should look up:

scotomization A process of psychic depreciation, by means of which the subject attempts to deny everything which conflicts with his ego.

EXOTIC WAGERING

Methodology guidelines for Exacta Wagers: BOX 3. For Trifecta Wagers: Box 4 Very few follow these guidelines and probably never will. However, except for a notable minority, those who use other strategies are putting back ALL or more of their WIN profits into losing Exotics.

OPEN LETTER

to Clients Harboring Some SERIOUS FALLACIES

I'm culling the text of this piece from a number of client comments, questions and suggestions. All came to us with good intentions, I'm sure, but if we implemented some of their suggestions, we would be doing them and all other clients a disservice.

For example one client asked Aline why she left out in a certain race a horse that appeared to be a standout. Her reply was it "looked" too good off one race and had a Balance of only 2. She said that she was "usually wary" of such a low balance under the particular circumstances seen in this race. The client suggested that we publish a lot more insights like this in the Follow Up. He thinks they would help students of the Methodology. **No** they would **not**. Clients would make a "Rule" out of never win betting a horse with a 2 balance.

I've had too many bad experiences with this kind of thing. A teaching member will analyze a particular horse in a given race and certain people will perceive it as a RULE. It was *never* intended to have universal application. Even enlightened people have an innate thirst for rules that is very difficult to quench.

Factoring in every track in North America, many winners do have a Balance of 2. Hence, any time a 2 balance horse *won*, I'd be blamed. Aline's insights in this case reflected her personal analytic skill in a **given** race responding to a question about a **specific** horse.

One person suggested that we have clients offer in the Follow Up their personal techniques for contender/paceline selection. This suggestion amazes me. In each issue we offer at least a dozen races with overlay win mutuels sent by clients showing their choice of contenders with pacelines noted under L. This seems to actually be what he was asking for: WINNING Contender/Paceline information from winning clients.

Does this person want me to publish the techniques used by non-winning clients? Sounds like it. I also got the impression that he was using the **original** Paceline screens on his TrackMaster download instead of the screen that is Equalized, Normalized and Adjusted. Like a few others he still wants to analyze the pace and position calls from his download. He is not alone. Several others try this. However, from them we never receive reports of overlay winners; nor do they ever write to Vox Pop.

We have the best and proven technique for selecting contenders and pacelines. It would be an affront to all our winners to open the subject to counter suggestions from those who are not winning.

One of the most nagging problems we've faced in the past few years is that many clients cannot wash their minds free of some of the **old** concepts that may have been true from the 1980's until about 1991.

Another problem for those who went to seminars is that many of the speakers were expressing their own ego-centered techniques that may or may not have been actually working for them.

Your only important Follow Up articles start with #62. But even more important are those from issue #72 forward.

Much of what I conceived in the era of the Mid 70's through 1990 has been importuned and bastardized by others who are selling outdated concepts. As a result of this mass proliferation the kinds of things you learned from some of our past Teaching Members are no longer pertinent or valid - except for getting winners that pay from between \$4 and \$6.40, with just an occasional double digit winner.

BLANKET ANSWER TO VALIDATOR QUESTIONS

Pay close attention to the instructions for using Validator and focus on the V/DC readout. You can always enter more than one paceline per horse and then HIDE all but the line the Validator says is best. Doing so and getting comfortable with the process will alter the amount you feel comfortable betting. Some clients have told me they bet only between \$3 and \$5 a horse. In light of those who are making much larger bets and profiting handsomely, this seems a shame. Practice using the Validator as directed. Focus on V/DC and the Incremental Match Up Graph. Above all **study** the winning readouts you see in this and previous Follow Up's. Learn by observation and *doing*. Soon you should be betting enough to make a good ancillary income with little or no anxiety.

Clients in the Closet

We still have few of these. I hear about it from others who go to the races with them. Some even reveal themselves to Aline on the Tech Support line. They ignore instructions, fail to read the Follow Up and disdain what they do read.

At least four of them (that I know about) are **one horse bettors**. There are races where their top choices are going off at 8-5 and 8-1 respectively. They figure they can't beat the favorite so they pass the race. The \$18 horse wins. They didn't bet two horses so they lose the race based on a concept that stems from pure idiocy.

For generations *horseplayers* have perceived betting on horses as a game in which the "rules" state that the "player" must be able to pick **one** single horse to win.

I'm not protesting this bit of abject stupidity. It's what makes it possible for us to land on so many overlays without having to eschew a lower paying contender.

The odd notions of "horseplayers" are essential to our profits. I only grimace when I hear that some of our clients are functioning this way. Once again, I have to say "You can lead a horseplayer to profit but you cannot make him think."

Then we have the "day at the races" types. For 25 years I've warned that judging one's computer program, personal skills or income potential on the results of a single day is psychologically unsound.

The most destructive game into which any prospective **Wagercapper** can fall is one that starts: "How'd ya do today?" The minute an answer is offered the one answering with dollar amounts becomes a patsy, tricked out of a mind-set based on a longer range perspective.

When my wife used to ask me this question I just handed her some money. If one is not winning, this can get expensive. Anyone with an ounce of pride will quickly learn to win enough to afford the gesture. In my case, when the amount rose to \$100, I knew I had arrived.

However, it was not until I put this plan into action that I became a consistent winner. Giving out \$100 bills teaches correct Wagercapping faster than any other means I know of.

In the study of statistics, what occurs in 100 instances will, with only a slight deviation, also occur in 20 instances. Hence, we ask that you judge yourself on 20 race cycles.

Any less and you're deluding yourself into becoming a "gambler."

TO: A client whose ROI to date is only 12% (1.12)

FROM: Doc Sartin

12% is better than nothing. In fact it exceeds the expectation that Barry Meadow used in his book Money Secrets at the Racetrack. Still it's NOT up to our standard of doubling your investment each 5 days of racing. It appears you are either being TOO selective in the races you choose to work, OR you need to work on contender selection. Your pacelines all seem to be coming from no more than 3 back. That's good.

Have you tried entering as many as 3 lines per horse to determine which line the computer program likes best? Doing this will often surprise you as it did me when I worked the 20 + races on the VALIDATOR DEMO DISK (free to clients WHO DON'T have Validator). It would appear, from the material you sent that every time a BIG winner is noted, you LEFT IT OUT. Did you do this with visual perception?

THAT can be deceiving.

Most of the race you won had payoffs so low that HIDING them and INCLUDING the BIG winners in your contender selection, your profits would rise. I know since we have many HIGHLY PROFITABLE reports from clients wagering on the SAME races you submitted in your report. I surmise that you are qualifying horses by outmoded Mainstream "Rules." As long as you do this you'll be stuck with obvious short-price winners. Think WAGERCAPPING, not what you perceive as HANDICAPPING as described in most books and articles on the subject. Aline Best's suggestion to you on the phone about a 20 race Wager Decision Form is excellent. You should also ask for the VAL DEMO DISK.

Best, Howard.



VOX POPULI

The Clients Speak

Dear Doc and crew,

Enclosed is my \$90 for Follow Up renewal. Great publication - which speaks to me in more tongues than one... Only a trained (and caring) psychologist could be so penetrating to those of us who need it.

I had win bets on both Pegasus and the runner up, and the exacta ... in the KY Derby!

Many Thanks,
C.G., Maryland

... Thank you for the Derby winning exacta trifecta. PL4 also had the super but I'm trying to be a little conservative. I was surprised how poorly The Deputy ranked. Thanks to all.

S.P., California

DOC COMMENTS: Congratulations to you for following the readouts without trying to "handicap" the Place and Show horses.

Dr Sartin, Shane, Mary, Aline and the O.Henry House Family

WOW, the Sartin Methodology just keeps on going - another year and another Kentucky. By boxing my top three Validator horses, which were also my top three Bottom Line - For years I have been saying it, I keep saying it "THANK YOU".

V.S., California

DOC COMMENTS: He gets the Place horse and \$66 exacta. Congrats!

Hi everyone,

.Hey...guess what... sure nice to get all that 'green stuff'. I bet the winner with a one horse bet, played the exacta and trifecta in a straight bet. It was one of the few races which I was able to figure out 1-2-3 and then bet 'em 1-2-3.

Also backed up the bets with the winner and 2d/3d either way in a exacta and trifecta.

Ha.... I gave my wife a straight \$2 trifecta ticket that was for dinner and wine..she kept enough for taking off a few minutes ago for some shopping.

Best,

D.F., Washington

Hi Aline, Shane, Doc....

I contacted Account Wagering Inc. in the Virgin Islands and they assured me they take wagers from Missouri residents. Thanks Aline for the prompt response and the information. I was devastated when I received the word that my Connecticut Phone Betting account had been closed. Now that I'm making consistent profits following the information in the Follow Up and using the TrackMaster version of Synthesis, I didn't want the political fat cats to cut me off from wagering.

It is interesting that the same people who promote all the various state lottery games with little or no chance for winning would decide to cut off interstate wagering on horse racing where the right information and methods give the bettor a very good chance of winning.

P.W., Missouri

Hello again, Aline,

Before I spoke with you, I had downloaded and worked the card for Churchill and a set of printouts for the following day. You suggested that I look at Validator before I start eliminating horses by way of the primary line scores. I printed another set of printouts that I took with me to the track and left the first set at home to compare afterward. Race 5 had the \$32.60 winner that was not on the first printout.

Did you happen to see the printout I sent Howard that was printed on page 21 in Follow Up 80? That race was reworked after using just Validator without eliminating any out of the entire field by primary line score. If I would have worked this race like race 5 in the previous paragraph I would have gotten a \$67.80 winner.

I look forward to similar situations in the future.
F.T., California

DOC COMMENTS: Another power the Validator has over previous programs.

...Had a blast! I wish we would have bet more of the races. ValT was right on with most of the races. We didn't do any actual betting until the 7th race and won \$55.20 on that one. Next race was #9 and we lost \$10.00 there. The big race, #10 (the Preakness) we won \$48.00. That was it for us. Came out ahead and really had a lot of fun. It was nice to spend a day playing and getting paid for it! ValT picked the exacta and trifecta in the 4th race. Would have paid over \$1000.00 if we would have bet it. Race 5 it picked the exacta but we didn't bet it either. Race 6 was a long shot winner and we would have lost it. 7 we won, ValT pick the exacta and trifecta in race 8 but we didn't bet it. All in all, ValT did it's job.

S.G., California

Hi Shane,

...v/dc is absolutely perfect, 81% wins in top 3.
Thank you,
C.M., N. California

Dear Doc,

Now I know how Leibniz must have felt when Newton published his work on the calculus. Not that I want to publish anything, but more often than I can remember, I 'discover' something, and within days I read about it in the very next issue of the Follow Up! (so I must be doing something right!)

This time it was the paceline 'oddity', where I enter two lines such that one looks like a good line to use and the other looks like the paceline from hell, and the program (in my case PL4) tabs the latter as the 'better' line!

Anyway, I just received a note from the office requesting my feedback on the Validator demo, so here it is.

First of all, I do not have Synthesis, so I can only observe differences from Pace Launcher 4, of which there were several. I did all the races, including the ones from AQU, as the results are easily obtainable from Equibase. On that particular day (1/9/00) I had done GP. I had also downloaded the form for GG, but for some reason never got around to doing it, and the other tracks I hadn't done at all. So I worked the races other than GP on the demo first, and then with PL4 to see how it compared. Here are my findings:

The Validator was remarkably more accurate in getting the place horse in the top 5 much more often than PL4, and winners were generally much less in doubt;

It is much easier to rework a lost race with Validator, because when you re-open a race it is in the same state that you left it in. A real time-saver.

Results of working demo races: (Note: U is my designation for beaten-by-underlay)

GP - WON 4	PASSED 2	LOST 0	U=2
SA - WON 3	PASSED 3	LOST 2	U=2
GG - WON 3	PASSED 5	LOST 1	
AQ - WON 2		LOST 1	

What I liked best was that it was just so much easier to do a race card with the Validator, which is necessary if you're going to do 2 or more tracks. Much of what I do now is already done for me, either within the trackmaster format or by the Validator program itself. And the less data I have to concern myself with, the better!

In conclusion, it's been a few weeks since I looked at the demo and I'm still drooling. This is definitely the best program to date.

P.Y., New York

Aline:

Every time I sit down to choose past performance lines, the words "equalized normalized and adjusted" stare me in the face. Here I'm trying to choose the proper running line taking into consideration surface, distance, class, speed, etc. Why, its all done for me. I asked Ellis (Starr of TrackMaster) about this once. I don't remember his answer. But, if one thinks about it, all we need to do is pick the highest speed number. Not even consider surface. Or is there something I'm not seeing.

N.K., Oklahoma

DOC COMMENTS: Yes, do consider Surface. At most tracks Turf SR's are faster. At a few, slower. Consult records for your track(s). The answer you got from Ellis was the Equalized, Normalized and Adjusted lines are only in Sartin programs. They're not a product of TrackMaster. Not a good thing to forget. Be wary of using Turf lines in dirt races.

Hey Doc,

Using the demo showed me that the Validator helps create a "way of working"... which allows one to look, see, and understand. To focus and invest without abnormal anxiety.

It's simple and amazing. Just choose pacelines and hide as instructed, then use menu items "P" and "G" to print out the BL/BL and corollaries, and the Early/Late Graph and Validator screens. Viola, that's all you need.

Seeing the Validator screens in the Follow Up gave me a hint of its power. But, actually working with the Validator demo is what brought it all into focus for me. It's like having a new pair of glasses!

(from a another e-mail)

Thanx for mentioning me in the Follow Up regarding the Total Energy data and letter from Russia.

In addition to my previous comments on the Validator, I also wanted to mention that I found the Incremental Match-Up Graph to be very useful. The Validator really is another improvement.

You old fox, you've done it again!

Na Zdrovie,

P.B., California

Greetings from central Florida! I've been doing well enough with the Synthesis program. I am, as always, very erratic in terms of picking the winners, but I usually get two or more \$50+ horses every day or two. I probably try to handicap too many tracks with the simulcasting now available; 4 or 5 seems optimal for me. Anyhow, despite losing a goodly number of races, I am still well ahead based on the large payoffs I do get.

I have not really considered the Validator because of the fact I have been ahead, but the more I thought about it, the more I wondered if it might make me a little more consistent (thereby increasing ROI and making it easier on my nerves), so I'd like to ask for the demo disk....

One last thing. It concerns the Wagering Decision Chart. It's a great tool, helps me with money management more than anything, and looking at each track is no problem. However, when I am working more than one track, I found that it sorts races by date and race number. Is there a way to have it sort by the order of record entry? That would permit examination of a 20-race cycle that was really the last 20 races I bet (or passed).

Anyhow, Synthesis has worked the best of all your programs for me. Tossing out favorites and passing races (usually due to with 2+ favorites, or too few horses that have races at comparable distance and surface, or too many first starters - 2 or 1 if bet down) has never been a problem. I only use the favorite when considering an exotic wager.

Best to all of you . Stay well..

J.T., Florida

Dear Doc Sartin

This was my first weekend wagercapping @ HOL and what a way to start! I bet Joshua Knight in the 8th race Friday night (ranked #2 BL/BL) for a \$22.40 mutuel. I also bet Out of Mind on Saturday (ranked #1 BL/BL) for a \$28.40 mutuel. Anyone who moans about small fields with heavy favorites (like Puerto Madero) probably thought I was "out of my mind" to bet the horse, but I'll take the money happily!

Best wishes

P.C., California

Dear Doc Sartin, Aline, Mary Jr., and Shane,

Hello to all at O. Henry House! I just wanted to write you folks a little note to say that Derby weekend was a phenomenal one indeed, and one in which I finally began to realize the truly unbelievable importance of corollaries and how they relate with one another in a horse race. I have enclosed the Superscreen readout and B/L, B/L for you folks to see. I hit the Trifecta in the Derby for \$435.00, however, High Yield (the 1X horse) wasn't my third selection. When I looked at the corollary readouts I detected that horse #1C (Impeachment) had an excellent LSP, LPR, TT, and Hidden Energy readings so I placed him in the third spot behind the clear favorites from the corollaries in Fusaichi Pegasus and Aptitude. Also, if you look closely I had the top (5) horses as they finished in the race with the exception of #9 and #14 being switched in the final order. So, if I had boxed (5) horses for the Superfecta I would have hit a \$1 dollar Super payout on the Derby of \$1,635.70. Believe it or not, I'm really not too bothered by the fact that I didn't play the Superfecta wager because once again I realized on this day in not only this race but several other races as well the "phenomenal importance of corollary relationship in a given contest". Realizing that fact is more important than any other race I could have won or lost on that day. I played seven races on the Churchill card hitting 5 of 7, but, more important, I hit on 4 trifectas in those five races boxing the prescribed four horse boxes that Aline always plays.

Honestly, what I really find to be staggering is the fact that out of a 19 horse field through the power of your incredible Synthesis for TrackMaster program I was able to viably place the top 5 horses in the top 5 of a race of the magnitude of the Kentucky Derby. What really excites me more than I can express is the fact that through the Sartin Methodology I believe that anything can be possible in the area of horse racing, and it has rekindled my spirit in countless other areas of my life that allows me to believe that anything is possible in life with the proper tools and motivation as well.

As Doc Sartin ...says "I wish you Good Skill"
M.V., Massachusetts

DOC COMMENTS: This is a new client with no prejudices or mainstream garbage to unlearn. Congratulations Michael! Your thinking on 1X vs 1C was right on!

Dear Doc,

As I use the program more and more, I am beginning to understand and get the "feel" you described in the Follow Up's and on the tapes. What I can say is that if you listen to the tapes and read the manuals it really does make a big difference. One of the things that has helped me the most is the ability to calculate several pace lines for a horse to help determine the correct pace line. My best example of this was on Derby day in a couple of the races at Churchill. In one race, I had originally chosen a pace line for a horse which in turn ranked the horse 5th on the BL/BL. Before the race went off, I re-examined the race and added another pace line for the horse in addition to the first one. (note: the original pace line was 1 adjusted speed rating point higher than the second but the second line looked reasonable.) When the race was then calculated, the new pace line ranked the horse better overall in most categories (even 3rd on the BL/BL) and paid \$11.20 and helped me to win a \$168.00 daily double. This is not the only time that I have found that selecting more than one pace line for a horse has helped me to win.

To say the least, I have been very impressed with my results since I have begun to understand the program more and more. I have had 3 very positive days where I have gone 15 for 18, 11 for 13, and 5 for 7. The majority of those winners are in excess of \$10.00 with several of the races paying \$35.00, \$32.00, \$24.00, and \$27.40 (note: My only really bad day came from being naive in the ways of the program and believing I knew what to do.) It has been a long time since I have seen days with winners like that.

Thanks for your help.

C.G., Missouri

DOC COMMENTS: This relative newcomer not only subscribes to the Follow Up, He READS it and makes profits following the information he reads.

Doc and all!

WOW!! What else could I say about the way the Synthesis handled the Kentucky Derby. I am almost as proud of my own discipline in using it as I am in the manner in which it performed. And I know you must be proud of your program as well.

Just to walk through my procedures, printout number one shows the twelve horses that I wound up putting in after comparing several lines. Note that all but two were taken from the most recent line, those two from the second line back. I then tossed the bottom three on total energy (the X, Y and Z). Let me tell you, that was a real eye opener as they included War chant and The Deputy! In all honesty it took me several minutes to convince myself to do that. However, all of your preaching has not fallen on deaf ears Doc. This produced printout number two.

On printout number two I was immediately struck by the huge difference between Fusaichi Pegasus and the rest of the field. Also, the two entry horses High Yield and Impeachment right next to each other in BL/BL but so different in the Synthesis readouts was interesting. Note all of the number one rankings for Impeachment but only number 9 in total energy. Had they not been coupled I don't know what I would have done but as they were coupled I tossed Impeachment plus the others below the top five total energy, resulting in printout number three.

What more could you ask for? The top four, IN ORDER, of actual finish (given that any horse in the entry number 1 was good enough). As I had other commitments that afternoon, early Saturday morning I invested in the top two across the board, plus the exacta and trifecta. Didn't know there was a superfecta and probably wouldn't have gone with it anyway. Even so, what a return!

Doc, I can't thank you enough. Not just for the programs you have given us but for the incredible commitment to "preaching" through the Follow Up over all of these years. That is where the real meat is contained. I think I am finally 'getting it' as they say. With retirement and a move to Arizona looming I am more excited than ever about working with the Methodology. My best to all.

J.T., Illinois

Dear Howard,

Thank you!!! I am sitting at the Meadowlands waiting to begin my day of betting and I felt the need to write you. I purchased PL4T from you. After struggling for 2 weeks, I got the chance to speak to you personally for the first time. I am so happy I did! The first thing you did was correct my hiding of horses from the main body of the race by using the top 5 on Primary Line Score. Then you instructed me to stay to best of last 3 comparable. Instruction #3 was to check the internet and find tracks that are paying big prices for win. Your last and I feel the best instruction was to profile winners at the tracks you are playing. Doc, by simply following your instruction, I have been betting 2 tracks consistently for the past 6 weeks. My ROI - win betting only for both tracks in 82%!!! I read that you are calling your new program the Validator. I would like to call PL4T the "Buckrator" because it "bucks" all conventional ideas and just simply "wins big" !!

R.P, New York

Hi Shane,

First, I think it was a great idea to make available the Validator demo disk. It allows the user to learn by doing, and learn by asking when one doesn't understand.

Were some of the formulas for the Synthesis part of Validator changed/improved in regards to the Synthesis program?

Doc answers: Yes

I think the ValDemo results for GG and SA should be published in the next follow Up since it is a great learning tool.

Thanks for your time and effort in answering these questions. I anticipate your responses will be VERY helpful

Gratefully,

G.R., Oregon

Dear Sartin Family, et al;

Attached is a record of my ValDemo work for Gulfstream. For this day and track, hiding did not change much, but the Validator did a great job for the win win.

Thanks for the opportunity of working with it.

Sincerely,

J.K. Arizona

GP0109- 1 8.5D \$7,500
BOTTOM LINE -- BETTING LINE

PNCNAME	LdNT	SR	PR	BAL	LS	TIE	ODDS	TRKDISTS	M/L	DAYS	AGE
7?CAIN	2p	77	77	7	22.5		EVEN	CRC 7.0D	10/1	8	6
W 3 SIR	D1	76	76	4	19.8 *		2-1	CRC 8.5D	12/1	8	7
2 LORD	1p	78	76	4	19.8 *		2-1	CRC 7.0D	6/1	14	5
p 6 RAGE	2	68	77	6	16.0		3-1	CRC 8.5D	20/1	35	9
S 9 DRAWI	3	68	77	9	11.3		5-1	CRC 8.5D	8/1	20	4

SYNTHESIS POWER RANKINGS AND FRACTALS

				B	L	T	PRIM		SUPP	FRACT					PRIM								SUPP					
#	PNCNAME	LdNT	SR				L	P		T	LS	R	LS	R	E	L	N	ESP	SCBL	E	L	P	C	T	H	F	F	S
1	2 LORD	1p	78	4	5	1	17	2	8	1	1	2	2	S/P	3.0	1	3	1	5	4	2	1	2	1	2	1	2	1
2	3 SIR	D1	76	4	3	2	17	2	9	2	3	1	1	LAT	7.0	5	1	3	4	1	1	2	2	2	2	1	3	1
3	6 RAGE	2	68	6	4	4	26	3	19	4	4	4	3	SUS	7.0	4	4	4	3	3	4	4	3	4	4	4	4	4
4	7?CAIN	2p	77	7	2	3	15	1	12	3	2	3	4	PRE		2	2	2	1	2	3	3	1	3	3	2	3	3
5	9 DRAWI	3	68	9	1	5	30	4	24	5	5	5	5	E/P	4.0	3	5	5	2	5	5	5	4	5	5	5	5	5

SCBL Calculated by Program to Conform to Today's Pace
FRACTALS WEIGHTED: E=Early L=Late N=Normal

PN CNAME COMMENT

1A?BARNW raced only 11 days ago

7 ?CAIN raced only 8 days ago

8 ?RUTLA from north

THE VALIDATOR

PNCNAME	LdNT	TOT-R	TPV-R	TDC-R	V/DC-R
2 LORD	1p L	1	1	2	2
3 SIR	D1 L	W 2	2	1	1 W
6 RAGE	2 L	4	3	3	3 P
7?CAIN	2p L	3	1	4	1
9 DRAWI	3 L	5	4	5	4 S

GP JAN 9, 2000 (SUN) -- FLASH CHARTS

1 CL 4+ \$7,500 8.5D FT Clear

3-SIR DUSTY 30.40 13.60 7.80
6-RAGE AU COEUR 33.40 20.00
9-DRAWING AWAY 5.60

SCRATCHED Deposited, Rutland

Exacta 3-6 463.40
Trifecta 3-6-9 2,703.60

Dear WINNERS,

VALIDATOR IS FANTASTIC. Particularly satisfying was the 6th race at Fairgrounds, March 27, 1000 at simulcast at Lone Star Park. Stuck out like a sore thumb, yet paid \$221.20. Trifecta was harder (didn't try) but possible and paid \$44,101.40.

Thanks,

J.B, Texas

DOC COMMENTS: A man who reads the Follow Up and is not afraid to bet high odds winner.

FG0327- 6 8.5D \$16,000
ENERGY GENERATOR

##	PNCNAME	LdNT	SR	Total R	HE R	Fx R	%Med	E/EP R	L/EP R	TPP R	BAL	ESP
1	1 HEART1	1	67	157.81-8	75.5-5	52.9-7	67.1	87.9-8	96.6-2	88.7-7	10	SUS
2	2 TURBO2	1	67	159.02-2	77.7-1	53.4-1	66.1	88.0-7	97.5-1	89.1-1	8	LAT
3	3 RICH1	1	73	158.79-4	74.2-8	53.3-3	67.7	88.8-3	95.8-7	88.8-4	10	SUS
4	5 PLAIN1	1	74	158.90-3	76.4-2	53.3-4	67.4	88.6-4	96.2-5	88.9-2	9	SUS
5	7 BLUE 1	1	65	157.51-9	73.4-9	53.0-5	67.1	87.7-9	96.6-3	88.6-8	12	SUS
6	8 NEURA2	1	72	159.12-1	75.9-4	52.8-8	67.9	89.0-2	95.6-8	88.8-3	10	S/P
7	9 SIR S3	1	75	158.78-5	74.5-7	53.0-6	68.3	89.1-1	95.1-9	88.7-7	10	PRE
8	10 LOT O3	1	72	158.52-6	76.2-3	52.8-9	67.6	88.5-5	96.0-6	88.7-6	11	SUS
9	12 WINT3	1	72	158.22-7	74.9-6	53.4-2	67.0	88.1-6	96.6-4	88.7-5	10	SUS

%MED of 70 or More May Indicate Excessive Early -- Check Your Records
FG0327- 6 8.5D \$16,000

THE VALIDATOR

PNCNAME	LdNT	TOT-R	TPV-R	TDC-R	V/DC-R
2 TURBO2	1	2	2	1	1
3 RICH1	1	4	3	3	3
5 PLAIN1	1	3	1	2	1
8 NEURA2	1	1	4	4	4
9 SIR S3	1	5	2	5	2

Race: 6
 1st 2 TURBO IET
 2nd 7 BLUE BUG
 3rd 12 WINTER ISLAND
 \$2 Exacta
 \$2 Trifecta
 \$2 Quinella
 Refunds: None

Win 221.20
 Place 79.60
 Show 42.80
 43.40 27.60 6.60
 2-7 2404.40
 2-7-12 44101.40
 2-7 653.80

W \$221.20

AT DEADLINE

THE 2000 PREAKNESS

Many clients won and had the exacta and trifecta in the Preakness. One had the Superfecta. These are the readouts from persons I know who bet and won.

Roy & Susie Stavely THE VALIDATOR

PNCNAME LdNT	TOT-R	TPV-R	TDC-R	V/DC-R
4 RED B2	1	1	1	1 W
5 HIGH 4	3	3	3	3
7 FUSAI1	2	2	2	2 P
8 HAL'S3	4	4	4	4

Guy Wadsworth

PNCNAME LdNT	SR	TOT-R	EP-R	LP-R	CP-R	HE-R	FX-R	V/DC-T
2 SNUCK1 2	91	4	4	3	4	4	3	4
3 IMPEA2 2	91	5	6	1	5	1	6	2 Sh
4 RED B1 1	97	2	1	5	2	3	2	2 W
5 HIGH 4	92	3	2	6	3	6	4	5
6 CAPTA2	87	6	5	4	6	5	5	5 4th
7 FUSAI2 1	102	1	3	2	1	2	1	1 PL

Aline Best

PNCNAME LdNT	SR	TOT-R	EP-R	LP-R	CP-R	HE-R	FX-R	V/DC-T
1?HUGH 1	81	7	3	7	7	7	7	7
2*SNUCK1 1	91	4	5	2	4	4	2	4
3?IMPEA2 1	91	5	7	1	5	1	6	2 S
4*RED B1	97	1	1	5	1	3	1	1 W
5*HIGH 4	92	3	2	6	3	6	3	5
6*CAPTA2	87	6	6	4	6	5	5	6 4th
7*FUSAI1	94	2	4	3	2	2	4	2 P

Shane and Me

PNCNAME LdNT	TOT-R	TPV-R	TDC-R	V/DC-R
2 SNUCK1 2	4	4	4	4
3 IMPEA2 2	5	2	2	2 S
4 RED B1 1	2	2	3	2 W
5 HIGH 2	3	3	5	3
7 FUSAI2 1	1	1	1	1 P

\$2 MUTUELS PAID

4 — RED BULLET	14.40	3.20	2.80
7 — FUSAICHI PEGASUS	2.60	2.20	
3 — IMPEACHMENT		3.60	

Time: 23.30, 46.62, 1:11.21, 1:37.06, 1:56.04. Track Conditions: good. Winner — CH C, 3, by Cargo-Unbridled. Trainer — Joseph Orseno.

\$2 EXACTA (4-7) PAID \$24.00.

\$1 SUPERFECTA (4-7-3-6) PAID \$235.50.

\$2 TRIFECTA (4-7-3) PAID \$115.80.

NOTE: Some with different horses and paceline choice. All won at least the Exacta. Three had the Trifecta - one the Superfecta (didn't bet it).

WIN**PACE LAUNCHER ~ SYNTHESIS ~ VALIDATOR V/DC
WAGERING DECISION FORM**

RACE	#1 BL/BL or V/DC		#2 BL/BL or V/DC		#3 BL/BL or V/DC		#4 BL/BL or V/DC		MY BETS	
	\$\$\$	BAL	\$\$\$	BAL	\$\$\$	BAL	\$\$\$	BAL	# 1	# 2
1	\$									
2	\$									
3	\$									
4	\$									
5	\$									
6	\$									
7	\$									
8	\$									
9	\$									
10	\$									
11	\$									
12	\$									
13	\$									
14	\$									
15	\$									
16	\$									
17	\$									
18	\$									
19	\$									
20	\$									

SUMMARY BL/BL TIER LEVELS OR VALIDATOR V/DC RANKING

#1	#2	#3	#4
# WINS _____	# WINS _____	# WINS _____	# WINS _____
AVE MUTUEL _____	AVE MUTUEL _____	AVE MUTUEL _____	AVE MUTUEL _____
AVE BAL. _____	AVE BAL. _____	AVE BAL. _____	AVE BAL. _____
COMMENTS _____			

WIN**PACE LAUNCHER ~ SYNTHESIS ~ VALIDATOR V/DC
WAGERING DECISION FORM**

RACE	#1 BL/BL or V/DC		#2 BL/BL or V/DC		#3 BL/BL or V/DC		#4 BL/BL or V/DC		MY BETS	
	\$\$\$	BAL	\$\$\$	BAL	\$\$\$	BAL	\$\$\$	BAL	#1 &	#2
1	\$									
2	\$									
3	\$									
4	\$									
5	\$									
6	\$									
7	\$									
8	\$									
9	\$									
10	\$									
11	\$									
12	\$									
13	\$									
14	\$									
15	\$									
16	\$									
17	\$									
18	\$									
19	\$									
20	\$									

SUMMARY BL/BL TIER LEVELS OR VALIDATOR V/DC RANKING

#1	#2	#3	#4
# WINS _____	# WINS _____	# WINS _____	# WINS _____
AVE MUTUEL _____	AVE MUTUEL _____	AVE MUTUEL _____	AVE MUTUEL _____
AVE BAL. _____	AVE BAL. _____	AVE BAL. _____	AVE BAL. _____
COMMENTS _____			

