


The FOLLOW UP

with Howard G. Sartin, Ph.D.

EVOLUTION

ISSUE # 80



HANDICAPPING REVOLUTION

Do You Truly WANT To WIN?

Publisher's Desk	1
On Line	4
Potpourri	7
Méthodology Factors Altered By Time	12
Bottom Line/Betting Line, The Corollaries & the Validator V/DC	18
Vox Populi	29
Psychology of Winning	32
Wagercapping: Patterns on the Wagering Decision Form	35
Handicapping That's Still Required	45
Client Reports	46
Cognition	54
Self Made Adjustments, Ego, and the Desire for More Mis-Information	59
Intend to WIN by the 'Capper	65
'Capper ~ From Philosopher to Wagercapper	67

The FOLLOW UP is published six (6) times a year by O. Henry House, Inc. in conjunction with the Inland Empire Institute. Subscription price is \$75 per year third class mail and \$90 per year first class & Canadian mail, other foreign subscribers: \$100/year. Back issues are available for \$12.50 each. California residents add 7.75% sales tax. If you have any problem with your subscription or have a change of address, please contact O. Henry House at the address below. All information in this publication is for informational purposes only.

The FOLLOW UP

O. HENRY HOUSE, INC.

1390 E. 6TH STREET, STE 5

BEAUMONT, CA 92223

909-845-5907

between 1 and 3 PM Pacific time

E-MAIL

sartin@jps.net

Please send all correspondence to this address. This includes submission of material for publication consideration, letters, opinions, comments - whatever.

Thank you~O. HENRY HOUSE, INC.

Tech Support:

909-845-1728 11:30 - 3:00 PM Pacific

shane@discover.net

STATEMENT OF POLICY

The Sartin Methodology is based in Psychotherapy and its goals are NOT directed toward fostering the illusions or delusions of gamblers seeking magic solutions for picking winners. We are primarily a healing arts organization dedicated to providing an alternative solution to mainstream psychiatry's prescription of total abstinence for non-winning handicappers. Our slogan is - and always has been -

"THE CURE FOR LOSING IS WINNING"

O. HENRY HOUSE, INC.
PIRCO
THE SARTIN
METHODOLOGY
1390 E 6th St #5
Beaumont, CA 92223



From the Publisher's Desk

HOWARD G. SARTIN

Occasionally I get accused of producing the Follow Up only for the benefit of NON-winners instead of for the 67% majority who are certified winners. Sorry, but when I was young and naive I studied for the Episcopal priesthood and was deeply affected

by the parable of the Lost Sheep. I guess I was one myself. The Bishop suggested that I abandon Divinity studies and seek a more secular profession. Seems I asked too many questions. This was interpreted as *not* having the "Calling." Anyone not following mainstream rules, or even some of what they heard in the 1980's from some of our seminar teachers, should write or call asking *questions* about what they think is current. You should at least *ask* or, as the Bishop said, seek another avocation.

On the subject of questions I see where I contradicted myself in Follow Up 79. In the same paragraph I referred to one of three Americans having a reading disability. Then I turned around and said *two* in three. Based on the response to our tech support line, I'd say well over half of the general public has some kind of reading disorder but, happily our clients fall into the one-in-three category.

Other mind lapses in Follow Up #79. I'm talking about opening day at Santa Anita being Boxing Day, December 26 (pg.41) Then I insert a non sequitur, using January 1. Old-timers disease? On page 44 I say the SR of the \$50 plus winner Golden Gate was 85. It was actually 89. I hope you'll all give absolution and remission for these careless sins.

Some subscribers are confused over the statement that, when following directions, our testers found from 96+ to 98% of all WINNING horses in the TOP 5 AND TIES in Total Energy (our Class). The caveat here is "***following directions.***" And, no - none of the testers won even 90% of their races betting two horses to win. One had a long string of 80% winners but he is an exception. He really knows how to pass no value races better than anyone else I know.

We must all accept the fact that the horses entered as contenders by each individual determines Total Energy Rankings and the Primary Rankings on *all* advanced Methodology programs (column 1 of The Validator (TOT)). The testers just happened to enter the most predictive lines. This can be achieved by the less skillful by entering all of the last the last three **COMPARABLE** lines for a given horse, then going to the Rankings and HIDING all but the ONE line best liked by the program. Practice this for a while and soon you won't have to keep performing the exercise on most races.

I did it when testing the free Validator demo program. I wouldn't look at the results until I'd handicapped all the races (you shouldn't either). Still, I wanted to win them on my own so I frequently entered more than one pace line per horse. In so doing I learned that my initial choice wasn't always the first choice of the program. A good lesson to learn when one becomes smug and complacent about their own ability. No one is perfect. Especially ME.

This also applies to BALANCE. I hear too many clients say they get winners with a BALANCE of ten or over. This might possibly be true of winners on the Turf. Even then it's rare *when* the proper contenders are entered. Over a period of two years the average balance of my own winners has been under 7. This applies to the records of every client who wins consistently. Just view the readouts from races in this and past Follow Ups. Look under BAL (after HIDES) and ask yourself how many winners show rankings of over 7. Place horses, yes. But not often. Exacta-Trifecta bettors must always remember to consider Place and Show wagers BEFORE HIDES.

Too many of you are forgetting to HIDE horses you would never consider as a WIN bet. This recalls a memorable and true line from Tom Brohamer, "If you leave a horse in your final analysis be prepared to bet it. If you're not prepared to bet it, SCRATCH it." That was said back before we could HIDE; when we could only get a horse out of our readouts by saying YES to Scratch?

Even those enjoying great success with programs from the Pace Launcher series (including Synthesis) and, especially, The Validator, seem to have slight trouble in understanding the complete set of directions as published in Follow Up 79. This applies mostly to the installation and set-up of the program, not the readouts themselves — at least those in the Validator.

On our technical support line 1 in 3 just have technical questions. Most of them have failed to fully read the content on the **bottom** of each program's screen. The instructional content on the bottom of each screen, including the TrackMaster Past Performance screen, is just as important as what is contained at the top and middle. Pay special attention to the word COMMENT. Hit F9 or F10 and make your comments. This feature alone has turned a lot of people away from using non viable contenders and pace lines.

Speaking of reading, several client say they read only the readouts published in the Follow Up, and not the written text. As a result they call and say they don't understand the readouts. Aline responds by saying "Read the text accompanying the readouts." The answer, "Oh, do I have to???"

YES!

In this issue I have reproduced a lot of self-explanatory printouts. If I published less text than usual, many might rejoice but others, more intellectually and spiritually inclined, would loudly protest. They win because they place close attention the philosophical and psychological material in the Follow Up that they say helps them **more** than printouts or anything else.

Some of the questions we get regarding our information package are most interesting and help us to weed out prospective new clients with notions so tragically mainstream that they will never truly succeed.

One wanted to know if he could interface our programs with spreadsheet software he has. He wanted to research the win percent value of each given readout. I have repeatedly stated that this is useless. It is an archaic form of Modeling, and or Profiling that went out with the mid-1980's. The 100 race average value of any given corollary Ranks 2.89. Knowing that is *meaningless*. This is one of the chief reasons for the Validator. Its V/DC Rankings exceed the value of any kind of Modeling or Profiling.

Another mainstream inspired question is "Does your program incorporate BIAS. Yes, the Early-Late Graph and the MOVES shown on the Incremental Pace Graph show alleged Bias by RACE. I never liked the word "BIAS" nor the concept that tracks run early or late. In any given race they may tend to favor one or the other, depending on the Matchup. Tracks DO NOT RUN at all. They are stationary. It is the HORSES themselves that win running Early or NON-Early. The public favors EARLY running horses, especially in Sprints, making them low paying favorites. Non-Early horses pay more and, relative to their payoffs, win just as often as those perceived as EARLY. There is an article on the subject in this issue.

The nature of many of the questions we receive from non-clients, even occasionally from clients, indicate just how ignorant of racing reality most aspiring handicappers tend to be. They've apparently been brainwashed by a lot of brainless handicapping literature. Unless they use their cognitive powers and explore beyond popular concepts, they will never succeed. It goes back to one our slogans: DARE TO BE DIFFERENT! WE receive very few questions about how to succeed with Validator, mostly just glowing praise. One question we do get frequently is "How do I Break Ties on the Validator screen?" I'll respond with an article on the subject next issue.

Unfortunately tech support is becoming more of a chat support. Please remember, the longer YOU talk, the more you're denying access for those who NEED tech support in order to optimally progress.

LEARN BY DOING. PRACTICE did it for me working most of one Sunday on the **Validator demo disk**. It was a lot of fun and even for me, a great **learning** experience. We're offering it to clients who don't already have the Validator, FREE of charge.

Kudos and hurrahs to Don Aaron of Maryland and Fred Tanaka from California. They both sent me bulging envelopes of readouts; all the readouts from their Validator program. Each tried several pacelines for a number horses, HIDING all but the one best liked by the program. In many instances this practice alone got them double digit winners they didn't get the first time around. Both thanked me for reminding them to perform this vital exercise that they had been previously ignoring.

I'll publish two of the triple-process races next issue. In their first readout the winner did not appear as one of the top 5 and ties in TOTAL ENERGY horses in the Validator. After they let the program decide which of three lines was BEST. They both got and bet several double-digit WINNERS. How I wish more clients would take the trouble to follow instructions as they did - and won as a result.

See the Validator in action...

Call 909-845-5907,
e-mail: sartin@jps.net
or write for your
FREE*
VALIDATOR
demo disk !

*\$6.00 if you *already have* the Validator.

TECH SUPPORT ON LINE

TECHNICAL SUPPORT AVAILABLE
MONDAY THRU' FRIDAY
FROM 11:30 AM TO 3 PM PACIFIC TIME
909-845-1728
shane@discover.net

WINDOWS 2000

The following excerpts, taken from the Microsoft "Windows Update" web site, still do not answer the question of DOS compatibility but based on Microsoft's own recommendation, we strongly recommend that YOU DO NOT attempt to run Sartin programs with Windows 2000.

We plan to wait and see just what the Windows Millennium Edition has to offer before going beyond Windows 95 or 98.

Before You Begin

1. **Make sure that Windows 2000 is appropriate for your needs.**
Built on Windows NT® technology, the Windows 2000 operating system offers business users reliability, manageability, strong Internet support, and support for new hardware devices. For home computer users running Windows 98 or Windows 95, Microsoft recommends waiting for the next consumer-oriented operating system from Microsoft, Windows Millennium Edition. For further information, please see Choosing the Right Client.
2. **Make sure your computer can run Windows 2000.**
Check your hardware specifications to see if they meet the system requirements for Windows 2000.

Make Sure Windows 2000 Professional is Right for You

Windows 2000 Professional operating system is designed for business users. Windows 98 remains the best choice for home users and gamers. Not sure which operating system is best for you? The following information can help you decide:

Windows 2000 Professional

- 133 MHz or higher Pentium-compatible CPU.
- 64 megabytes (MB) of RAM recommended minimum; more memory generally improves responsiveness [4 gigabytes (GB) RAM maximum.]
- 2 GB hard disk with a minimum of 650 MB of free space. (Additional free hard disk space is required if you are installing over a network.)
- Windows 2000 Professional supports single and dual CPU systems.

based on Microsoft's own recommendation, we strongly recommend that YOU DO NOT attempt to run Sartin programs with Windows 2000.

THE INTERNET SCARE

There have been so many problems and warnings lately regarding Internet security that we'd like to share some of the information we have found along with information from a few clients who were kind enough to pass along their discoveries.

Recently it's been said that if you are connected to the Internet by either cable or DSL your computer is more open to invasion from outside sources because you are "on line" all the time, even if your computer is turned off.

There is a website - www.grc.com - with a free service that allows you to run a test on your computer for this type of vulnerability. It doesn't take long and the procedure is easy to follow so give it a try. They are also checking out a new item call ZoneAlarm which is a firewall you can install yourself for additional protection.

The same organization has also recently come out with a warning regarding the "other things" that are included in many free downloads. Such as programs that run in the background and keep track of information on you and your internet activities. For information on this one go to:

<http://grc.com/optout.htm>

We all tend to think that this is the kind of thing that happens to someone else, not us and why bother? However if you become the victim of a virus or other form of internet snooping, the cost in both time and money to repair the damage will far exceed anything you may spend in prevention.

MORE PRINTER INFORMATION

We have recently heard that if you use a USB connection to connect your printer to your computer that the printer will not print in DOS while connected through the USB plug.

If anyone has any further information or experience with this problem, please let us know. Include the solution to the problem if you've found it.

SHORTCUTS

If you would like to set up desktop shortcuts to access your Sartin programs rather than having to go through MS/DOS each time, the following procedures should work for you. There are some differences between Windows 95 and 98 which we have shown.

DOUBLE CLICK ON "MY COMPUTER"

Do not enlarge the Window to a full screen.

Leave it with enough room around it so that a portion of the desktop shows in the background.

Double click on the C:\ Drive.

When all of the files are shown for the C:\ Drive, select the symbol or folder for the program you want to set up as a shortcut. Click (or double click) to open it.

Find the file labeled with the code you use to open the program such as SMT, VALT or VALM. This will be a large file as compared to the other files in the program and will end with .exe

Click on it once to highlight it.

For Windows 95:

Click on FILE in the upper left corner of the screen

Click on CREATE SHORTCUT

When the shortcut appears, right click on it and while holding the button down drag the shortcut to an empty space on the desktop.

A drop down window will appear giving you an option to "Copy Here". Click on that option.

Close all of the open windows and move the shortcut to the location you want on the desk top.

For Windows 98:

Click on FILE in the upper left corner of the screen.

Click on SEND TO

Within the Send To box you will find "Send to Desktop as a Shortcut"

Click on this command.

When you close the windows the Shortcut will appear on your desktop.

The icon for all the shortcuts you have created will be the MS/DOS icon.

To change it, right click on the icon and select "change icon".

To access these programs simply double click on the desktop icon.

NOTE If for some reason you re-install the program you must also re-create the shortcut.

Drag the original shortcut to the re-cycle bin and follow the above procedures to create the shortcut.

P O T P O U R R I

Ed, from Indiana has been keeping meticulous records of the win mutuels at GULFSTREAM for the entire current meet. The result is that 80% of the winners there go off at odds of 6-1 or less (\$14). This means that 20% pay *more* than \$14. In looking back over the literature of average win odds, I find that these percentages are in line with the national average for major tracks.

We can't fight facts that have been in existence for years. Our job is to be able to learn to PASS as many of those 80% that pay what we will minimally accept, get all the WINNING 5-2, 3-1, 4-1, 5 and 6-1 horses. But especially we must focus on getting a full share of that 20% of winners that pay more than 6-1. Those are the payoffs Ed is looking for so we sent him the Validator demo disk with a full card at GULFSTREAM for Jan. 9, 2000 where the Validator was able to score wins of:

RACE 1: \$31.40 RACE 2: \$5.60 (JUST PRACTICE AND PASS) RACE 3: \$8.40

RACE 4: \$10.80 RACE 5: \$5.60 (ANOTHER PASS) RACE 6: \$2.60 (PASS)

RACE 7: \$ 9.60 RACE 8: \$11.40 RACE 9: \$36.20 RACE 10: \$25.20 RACE 11: \$3.60 (PASS)

One interesting phenomenon was the prices paid for the Place horse in those races we hope clients were able to PASS for win: RACE 2: \$7.60 RACE 5: \$4.80 (not worth the effort) RACE 6: \$11.00 RACE 11: \$8.40. NOTE: I said the **Place horse**, itself. **Not** the place price paid by the winner. These kinds of Place prices are the reason I wrote so many articles on "The Power of Place" (not the book of the same name). For over 25 years I have made an effort to teach clients to pay as much attention to getting Place horses as they do getting winners. So many insist on wagering Exactas even though they don't make a profit *because* they never learned to get the horse that *places*.

Many still think that horse second most likely to win will Place. NOT SO. That happens only 22% of the time. While we all know you can't win an exacta without including the Winner, it is equally true of including the Place horse. So, as I have asked so many times-why don't clients spend more time examining the running factors that determine the horses that Place?

Our booklet, **The 55% Solution**, is just as pertinent today as when it was first written. And, I might add, all of our advanced programs have the Early-Late Graph, the best Exotic tool I know of.

Back to GULFSTREAM, let's examine more closely the mutuels of Jan. 9.

The average WIN mutuel, *including* the races we should pass: \$13.58. On that particular day 8 winners paid less than 6-1. 73%. Not quite 80%, but still the majority - 8 of 11.

The average mutuel for all the Place horse themselves, was: \$ 11.07. Considering the fact that historically, although not factually, one has a better chance of winning a Place bet than one for WIN, that average mutuel is pretty good. This was certainly not a typical day although we picked it at random before we knew results, such days do occur at every track. Those who go regularly will encounter such a day just as they will those frustrating days dominated by favorites.

Getting back to Ed's records, it behooves us to examine our contender paceline selection very carefully. To **take advantage** of the fact that, when in the slightest doubt we can enter THREE (or more) races for each contender and LET THE COMPUTER READOUTS determine which line is BEST. In so doing we must then HIDE all the lines not used.

We tend to get too smug, especially when choosing pacelines. I know, as I already mentioned, I was guilty of this when testing the VALDEMO disk before I knew the results. I wanted to win them all. So I put my ego-centered opinions aside and entered more than one line for a number of contenders. One time I used four lines, ended up using the 4th because a Turf horse intervened in the last three. The horse Showed. The Trifecta paid \$2,703.60. Good thing I did. My first

choice was not correct 11 times in 30 races. That's 36% LOSSES I would have suffered. One has to have a very high win percentage in order to afford that. Lowering ones win percentage by 36% just for failing to follow simple directions can be disastrous!

In short, I am not disturbed by Ed's carefully kept result chart records for GULFSTREAM. His percentages conform to the national average for major tracks. I would recommend that instead of focusing on the 80% that pay 6-1 or less, he and everyone else, concentrate *first* on getting the horses from that 80% group that paid 5-2 or over. **Second**, I would (in fact I do) dedicate *more time* to finding the 20% of the winners that pay **over** 6-1. Surprisingly enough, if a person concentrates on finding the 20%, one fifth, he/she will begin to see patterns emerge so that before long the one in 5 races that pay really big will begin to stand out like a swollen toe. All it takes is sufficient PRACTICE to form a HABIT (see Follow Up 79).

SANTA ANITA has been most kind this year to all our WAGERCAPERS. There are many favorites still winning but most often in races that are easy to pass: Here's a typical day:

Santa Anita Charts

Results of Wednesday, March 8, 2000, at Santa Anita Park, Arcadia. Day 53 of an 87-day thoroughbred meeting.

3443 — FIRST RACE, 1 1/16 Miles Purse \$15,000. 4 year olds & up. Claiming price \$10,000.

Horse and Jockey	PP	1/4	1/2	Str.	Fin.	To\$1
Dr. Aftergood, Berrio	4	6	6	3 ¹	1 ¹	7.80
Half Past Ten, Valenzuela	6	4 ³	4 ⁴	1 nd	2 ¹	12.60
Crimson Policy, Valdivia	2	2 ¹	2 ¹	2 ¹	3 nd	1.20
Kristopher Kross, Pedrosa	5	3 ¹	3 ¹	4 th	4 th	1.50
Azagal (Arg), Gutierrez	3	5 ⁴	5 ⁴	5 th	5 th	6.50
Indian Missile (GB), Enriquez	1	1 ¹	1 ¹	6	6	28.70

Scratched — Mirobolant (Fr), Sheen Claimed — Crimson Policy-Clay R Sides-Robert Sides

4—Dr. Aftergood	17.60	8.60	3.40
7—Half Past Ten	10.40	3.60	
2—Crimson Policy		2.80	

Time—0:23.45, 0:47.84, 1:13.05, 1:39.85, 1:46.88. Rainy & Wet/Fast. Winner — chg.5 Doc's Leader-Ira Hill Tr-Bill Spawer Own-Hogate Family Trust

\$1 Exacta (4-7) Paid \$63.70
\$1 Trifecta (4-7-2) Paid \$184.50
\$2 Quinella (4-7) Paid \$55.40

3446 — SECOND RACE, 1 Mile Purse \$57,000. Allowance, 3 year olds, Cal-breds.

Horse and Jockey	PP	¼	½	Str.	Fin	To\$1
Jaklin's Last Kin, McCarron	1	1 th	1 th	1 th	1 th	2.70
Colonial Warrior, Gomez	2	7	7	3 ²	2 ¹	3.80
Wing On Wing, Nakatani	4	2 ¹	2 ²	2 ¹	3 ⁴	5.60
Cee The Field, Delahoussaye	3	6 ⁴	5 ²	5 ⁶	4 ⁵	3.20
Naughty Nacho, Antley	7	3 rd	4 th	4 th	5 th	2.80
Big Team Spirit, Solis	5	3 rd	3 rd	6	6	3.80
Desert Surge, Espinoza	6	4 ¹	6 ³	p7	13.90	

Scratched — none.

2—Jaklin's Last Kin	7.40	4.00	3.20
1—Colonial Warrior		4.60	3.00
4—Wing On Wing			3.60

Time—0:22.40, 0:46.35, 1:11.34, 1:25.02, 1:38.86. Rainy & Wet/Fast. Winner — gr.c.3 Jaklin Klugman-Akinemod Tr-Richard Mandella Own-Eli Rancho De Jaklin

\$1 Exacta (2-1) Paid \$14.90
\$2 Daily Double (4/2) Paid \$73.40
\$1 Trifecta (2-1-4) Paid \$48.20
\$2 Quinella (1-2) Paid \$14.80

3447 — THIRD RACE, 6 1/2 Furlongs Purse \$19,000. 4 year olds & up. Claiming prices \$25,000-22,500.

Horse and Jockey	PP	1/4	1/2	Str.	Fin.	To\$1
The Iker, Solis	1	1 ²	1 ²	1 ²	1 th	0.60
Holycowitsharry, Valenzuela	8	3 ³	2 ⁴	2 ³	2 th	4.00
Pawne Nights, Atkinson	6	6 th	6 th	4 th	3 rd	45.10
Uncle June, Diaz	7	4 ¹	5 ²	3 ¹	4 ¹	41.70
Indy's Special, Garcia	3	7 ¹⁰	7 ⁴	5 th	5 th	6.50
Musica Daze, Espinoza	2	8	8	7 th	6 th	18.00
Ganja Duque, Cardenas	4	5 ⁴	4 th	6 ¹	7 ¹¹	82.40
Uptown Willie, Black	5	2 nd	3 ²	8	8	6.10

Scratched — R Aly

1—The Iker	3.20	2.40	2.40
9—Holycowitsharry		3.60	3.60
6—Pawne Nights			6.20

Time—0:22.24, 0:45.70, 1:12.50, 1:19.81 Cloudy & Sloppy. Winner — br.g.4 Man From Eldorado-Just Dare Me Tr-Edwin Gregson Own-Ike, Meyer & Siegel

\$1 Exacta (1-9) Paid \$8.10
\$1 Trifecta (1-9-6) Paid \$76.90
\$2 Quinella (1-9) Paid \$12.20
\$1 Pick Three (4/2/1-8) Paid \$63.40

3448 — FOURTH RACE, 1 Mile Purse \$27,000. 4 year olds. Claiming prices \$20,000-18,000.

Horse and Jockey	PP	1/4	1/2	Str.	Fin.	To\$1
Wild 'N Wet, Espinoza	2	2 ¹	1 th	1 nd	1 th	3.60
Dixie Thrill, Martinez	4	1 nd	2 ²	2 ³	2 ¹	13.50
Fade To Blue, Garcia	1	3 rd	5 ²	4 ¹	3 ¹	4.50
Audacious Explorer, Gomez	6	6 ¹	6 ¹	5 ²	4 ²	2.20
Crimson Prospect, Bravo	3	4 th	3 rd	3 rd	5 ²	6.00
Imaginary Line, Pedrosa	7	7	7	6 ⁴	6 ¹⁰	5.90
Welo, Sorenson	5	5 ²	4 nd	7	7	7.00

Scratched — Montana Snow Claimed — Wild'n Wet-Kilbas or Montigny or Navarro et al-Melvin Stute Claimed — Welo-Jerry & Thomas Kagele-Michael Machowsky Claimed — Audacious Explorer-Tommy M La Rocca-Slave Specht

3—Wild 'N Wet	9.20	5.00	3.20
5—Dixie Thrill		11.60	7.00
2—Fade To Blue			3.60

Time—0:23.46, 0:46.91, 1:12.01, 1:25.25, 1:39.20. Cloudy & Sloppy. Winner — chg.4 Bold Badgett-Dynamic At Night Tr-Donald Warren Own-SLU Inc

\$1 Exacta (3-5) Paid \$51.90
\$1 Trifecta (3-5-2) Paid \$206.90
\$2 Quinella (3-5) Paid \$59.20
\$1 Pick Three (2/1,8/3) Paid \$36.70
\$1 Superfecta (3-5-2-7) Paid \$733.50

3449 — FIFTH RACE, 6 1/2 Furlongs Purse \$57,000. Allowance/4 year olds & up. Claiming price \$62,500.

Horse and Jockey	PP	1/4	1/2	Str.	Fin.	To\$1
Beaumes De Venise, Gomez	7	5 ¹	4 ²	1 th	1 th	5.40
Windstrike, Pincay	2	6 ¹	6 ⁶	3 rd	2 ¹	3.40
Outstanding Hero, Nakatani	4	2 nd	1 th	2 ¹	3 ¹	0.80
Last Mango In Paris, Delhsye	1	4 nd	5 th	4 ²	4 ²	14.90
Rahy's Quackercup, Enriqz	5	3 ²	3 rd	5 th	5 th	11.10
The Toy Man, Solis	3	1 th	2 ¹	6 ¹	6 ¹	11.50
Silver Lord, Scott	6	7	7	7	7	36.30

Scratched — none.

7—Beaumes De Venise	12.80	6.00	3.20
2—Windstrike		3.80	2.60
4—Outstanding Hero			2.20

Time—0:21.81, 0:44.71, 1:09.81, 1:16.35. Cloudy Sloppy. Winner — b.g.4 Salt Lake-Bank Examiner Tr-Craig Dollase Own-Potiker Racing Stable, Dollase, Roquez et al

\$1 Exacta (7-2) Paid \$27.00
\$1 Trifecta (7-2-4) Paid \$64.40
\$2 Quinella (2-7) Paid \$25.00
\$1 Pick Three (1,8/3/7) Paid \$78.40

3450 — SIXTH RACE, 6 Furlongs Purse \$14,000. Fillies, 4 year olds. Claiming price \$10,000.

Horse and Jockey	PP	1/4	1/2	Str.	Fin.	To\$1
Bubble Champ, Scott	5	9	8 ³	6 th	1 th	58.00
I B Fast, Baze	3	1 th	1 th	1 th	2 nd	2.30
Fantasy Leap, Black	8	2 nd	2 nd	2 nd	3 rd	4.20
Fahana, Bourdieu	4	4 ¹	4 th	4 th	4 th	21.80
Big Fast Mama, Delhsye	2	7 ¹	6 th	7 ²	5 th	6.90
Master Blaster, Diaz	9	3 ¹	3 ²	3 ¹	6 th	9.20
Lady Luckster, Atkinson	7	6 th	5 ²	5 th	7 ¹	19.50
North Bound, Enriquez	1	5 nd	7 ²	8 ¹	8 ²	55.90
Secret Plan, Flores	6	8 ⁴	9	9	9	1.80

Scratched — Reprint, Sallys Pie. Time And Again

6—Bubble Champ	118.00	32.80	14.00
4—I B Fast		4.60	3.40
9—Fantasy Leap			4.20

Time—0:22.35, 0:45.76, 0:58.99, 1:12.72 Cloudy Sloppy. Winner — gr.1.4 Fabulous Champ-In The Hay Tr-JR McCutcheon Own-Anderson or Thatt

\$1 Exacta (6-4) Paid \$291.10

\$1 Trifecta (6-4-9) Paid \$2,011.40
\$2 Quinella (4-6) Paid \$205.20
\$1 Pick Three (3/7/6) Paid \$3,534.20
\$1 Superfecta (6-4-9-5) Paid \$39,563.90

3451 — SEVENTH RACE, 6 Furlongs Purse \$53,000. Allowance/fillies & mares, 4 year olds & up, Cal-breds. Claiming price \$40,000.

Horse and Jockey	PP	1/4	1/2	Str.	Fin.	To\$1
Her Reality, Garcia	7	1 nd	1 th	1 ⁵	1 ¹	7.50
Gentle Words, Gomez	8	8 ⁴	5 ¹	3 ¹	2 ³	3.70
Flying Lesson, Solis	5	6 ¹	4 ¹	2 nd	3 ¹	3.80
Song Of Summer, Delhsye	6	9	8 ²	6 ¹	4 ⁵	11.30
Glittering Affair, Pincay	1	7 nd	7 ²	7 ⁶	5 th	6.30
Aristosa, Enriquez	9	3 ¹	2 nd	5 th	5 th	24.80
Success In Excess, Flores	2	2 ³	3 ²	4 th	7 ¹	2.00
Living Dreams, Silva	4	5 ¹	9	9	8 ⁵	29.00
Jacque's Doll, Espinoza	3	4 th	6 th	8 ²	9	27.20

Scratched — Ethel N Dave

7—Her Reality	17.00	6.80	4.20
8—Gentle Words		4.80	3.40
5—Flying Lesson			3.20

Time—0:21.53, 0:43.94, 0:57.18, 1:10.80. Cloudy Sloppy. Winner — br.1.4 Outlast Reality-Her Elegant Ways Tr-Dagoberto L Perez Own-Swartz & Turrell

\$1 Exacta (7-8) Paid \$35.10
\$1 Trifecta (7-8-5) Paid \$133.10
\$2 Quinella (7-8) Paid \$32.00
\$1 Pick Three (7/6/7) Paid \$3,126.10

3452 — EIGHTH RACE, 6 1/2 Furlongs Purse \$22,000. Fillies, 3 year olds, Cal-breds. Claiming prices \$32,000-28,000.

Horse and Jockey	PP	1/4	1/2	Str.	Fin.	To\$1
Martial Mikey, Flores	5	2 nd	1 th	1 th	1 th	1.00
Bevco, Puglisi	11	11	7 th	4 th	2 th	21.40
Valued Opinion, Enriquez	10	5 ¹	4 ³	3 ²	3 rd	8.40
Jane's Denial, Rodriguez	8	3 rd	2 ³	2 ¹	4 th	27.10
Belgium Girl, Atkinson	4	6 th	8 nd	6 ⁴	5 ¹	14.70
Vuelo Libre, Sorenson	6	8 ²	5 ²	5 ¹	6 ⁵	9.50
My Bouquet, Jauregui	3	10 ¹	9 ²	7 ²	7 ⁷	50.40
Strawberry Moon, Espinoza	2	1 nd	6 ¹	9 ⁵	8 th	12.90
Brite 'N Sassy, Garcia	9	4 ²	3 rd	8 th	9 ⁷	6.80
Silver Flirt, Valenzuela	7	9 th	11	10 th	10 th	7.30
Signs Of Hope, Solis	1	7 th	10 ²	11	11	51.80

Scratched — Judy's Flight, Mexican Connection

5—Martial Mikey	4.00	3.60	2.80
11—Bevco		14.20	9.00
10—Valued Opinion			4.20

Time—0:22.69, 0:46.64, 1:12.89, 1:19.65. Cloudy Sloppy. Winner — br.1.3 Martial Law-Diamond Jude Tr-Craig A Lewis Own-Diamond & Spika

\$1 Exacta (5-11) Paid \$34.20
\$2 Daily Double (7/5) Paid \$50.40
\$1 Trifecta (5-11-10) Paid \$178.10
\$2 Quinella (5-11) Paid \$55.60
\$1 Pick Three (6/7/5,12) Paid \$2,258.20
Pick Six Winning Numbers: 1,8/3/7/6/7/5,12
Pick Six Pool \$163,455
No Tickets with 6 winners
59 Tickets with 5 winners Paid \$663.40
Total Pick Six Carryover for Thursday \$91,328.55
\$1 Pick All Nos: 4,7/1,2/1,5,9/3,5/2,7/4,6/7,8/5,11,12
Pick All Pool \$33,994
3 Tickets with 8 winners Paid \$9,044.60
\$1 Superfecta (5-11-10-8) Paid \$4,217.00

On-Track attendance: 4,957. On-Track handle: \$1,357,328. Inter-Track attendance: 9,474. Inter-Track handle: \$3,259,470. Out of State attendance: N/A. Out of State handle: \$3,606,237. TOTAL attendance: 14,431. TOTAL handle: \$8,223,035.

The average WIN mutuel, including all 8 races, is \$23.68. The average for Place horses was only \$7.23. Not up to the profitable place horse bets we found on that day at GULFSTREAM. Over all Santa Anita is serving up a Good-Pay, Low-Pay series of mutuels that is more **cyclic** by racing day, rather than those vicious kind of cycles that seesawed up and down throughout a given week.

I'll repeat something I've often stated: some of you focus on only ONE or TWO tracks and, like Ed, keep meticulous records for those tracks. Aline and I have found that constant surfing of Result Charts on the Internet helps us to determine *which* tracks are paying the higher mutuels. As of this writing, DELTA DOWNS was tops. However most of us cannot access that track.

Just keep looking for tracks with more consistent high payoffs that are available for you to bet. If you're just wedded to one or two tracks, you'll have to take what you can get and ride it out when there are flurries of favorites.

Above all, learn how to PASS races. Practice until you get a feeling for which races to pass. Despite their promises for a way to quantify passing, the noted experts merely say pass the kinds of races at which you have little success and don't play LOW CLASS races. **Most important**, even they admit, is getting a *feeling* of when to pass.

When I read an article by a well-know expert in which he says that he has no success "playing" sprints at Santa Anita but does well in mile and a quarter racers, I flinch. There are lots of sprints at SA, very few mile 1/4 races. He sure can't make a living there. As for his statement about *not* wagering on LOWER CLASS races, I wonder why he's calling himself a Value expert. The lower class **racers** produce the most profit of any, just as do so-called lower class tracks. I agree only with his statement that we should practice until we get a FEEL for PASSING. Just don't let that FEEL keep you out of races where the winner will pay a double digit mutuel.

Despite his "expert" status, I can't help wondering what selection method he uses that doesn't win Santa Anita Sprints???? My grandson wins a number of SA sprints by just looking at the Racing Form PP's. He examines best SR at a comparable distance, last three, uses half the variant with 17-18-19 being equal. He then cuts the Form's Daily Variant in half, narrows to 5, writes down the totals and bets the two with the best odds. It's the old Sartin Speed Rating procedure I outlined in a past Follow Up. I also explained it in an article for *American Turf Monthly*. Since the above un-named author writes a regular column for that magazine, he has the necessary material to be able to do as well in SA sprints as my grandson.

Letters phone calls and e-mail to Aline and to me directly, have confirmed my darkest suspicions that many subscribers are NOT actually reading the Follow Up. I've tried to put myself in the place of someone regularly receiving a 72 page journal dedicated solely to the subject of WINNING at the races, something this person whose place I'm putting myself, wants desperately. So why NOT read it?, even re-read it several times? The answer escapes me. Only you NON-readers can explain it to me. In my frustration I've come up with things like "Stupid," "semi-literate," "know so much (or think they do) they don't need to read it."

BUT NO! These are just thoughts born of frustration. They can't be true because in phrasing their phone calls, letters and e-mail they're all seem quite intelligent, literate and wanting to become winners. So I ask, WHAT IS THE ANSWER?

One stated that he was having difficulty in "understanding or getting used to" the Validator readouts." He is one of 200. The other 199 have express to us that the Validator is the answer to all their problems. Here is an example from someone missing vital material from the last 6 Follow Up's. No names. I'm not out to embarrass anyone.

*"I'm still having a problem trying to get used to the Validator readouts.
I'm a bit confused and will call Aline or Shane for some help."*

My e-mail answer: "It would appear you are not thoroughly reading the Follow Up. It has been repeatedly stated: Use the TrackMaster BEST OF LAST THREE - COMPARABLE SR'S. When in doubt enter **more** than one line per contender then HIDE all but the line the computer readouts say is BEST. HIDE all but top 6 and ties from PRIMARY SCORE R(ank). **Never** use the Engen or Fractional Screen to determine TOTAL ENERGY. Letter with example follows. The only readout on Validator he really has to use is V/DC.

And now, for his benefit as well as others, an e-mail about a big win at GULFSTREAM PARK-

From: "John B.
To: <ohenryhouse@earthlink.net>
Subject: Validator Gets \$95 Winner at GP (GP0131- 9)
Date: Tue, Feb 1, 2000, 3:30 PM

Hi,

In case you didn't notice this one:

9TH GPX OK JANUARY 31, 2000 OFF 4:45 TIME 1:10 4/5

CLEAR TRACK: FAST

5 IMPISH ZIPPER 122 VELEZ R I 95.40 28.00 18.80

1 WILD BLADE 122 SMITH M E 3.60 3.00

3 FUNNY FROLIC 122 PRADO E S 6.00

SCRATCHED: NONE

\$2 EXACTA 5-1 PAID \$319.00

\$2 TRIFECTA 5-1-3 PAID \$1,774.40

Using the most recent line gives users the winner (2nd on BL/BL behind #7, Puma. I eliminated him because he had just exited a MC40000 and moved into a Alw32000. Any user would play a horse with BL/BL of 7-2 going off at 46-1! I played Impish Zipper in exactors with the BL/BL tiers and collected. Hail to The
✓ Validator!
John B.

Maybe if I put all material in a dark-bordered square box, as I have several times this issue, people would READ IT.

Now, as I promised, just one race done for you from the Validator Demo Disc. I don't want to do more or I'll spoil your fun.

▼ = LINE USED
NOTE: NO WINNER MORE
THAN 3 BACK

GP0109- 1 8.5D \$7,500
BOTTOM LINE -- BETTING LINE

PNCNAME	LdNT	SR	PR	BAL	LS	TIE	ODDS	TRKDISTS	M/L	DAYS	AGE
2*LORD 1p	U	78	76	6	20.8	*	9-5	CRC 7.0D	6/1	14	5
3?SIR D1	U	76	76	3	20.8	*	9-5	CRC 8.5D	12/1	8	7
9*DRAWI4	U	76	74	6	20.3		9-5	CRC 8.0D	8/1	20	4
8 RUTLA1	U	74	81	8	13.5		4-1	AQU 8.0D	4/1	53	7
6*RAGE 2	U	68	77	7	13.3		4-1	CRC 8.5D	20/1	35	9

GP0109- 1 8.5D \$7,500
TOTAL ENERGY & PRIMARY FACTORS

				PRIMARY FACTORS									
#	PNCNAME	LdNT	SR	TOT R	EPR	LPR	CPR	TT	HE	FW	FX	LS	R
1	2*LORD 1p		78	161.1-1	1	3	1	4	4	2	1	16	1
2	3?SIR D1		76	160.8-2	5	1	2	3	1	1	3	16	1
3	6*RAGE 2		68	159.2-4	4	4	5	2	3	5	5	28	4
4	8 RUTLA1		74	159.1-5	2	5	4	5	5	4	2	27	3
5	9*DRAWI4		76	160.1-3	3	2	3	1	2	3	4	18	2

PN CNAME COMMENT

1 ?SECRE ODDS LESS THAT EVEN-HIDE

1A?BARNW ODDS LESS THAN EVEN-HIDE

HORSES WITHOUT
HIDDEN FOR CAUSE

✓ 2 *LORD BARELY QUALIFIES

✓ 3 ?SIR D OK OFF LAST-GOOD ODDS

✓ 6 *RAGE GOOD EARNER SR=OK

✓ 9 *DRAWI LAST-TURF-4 BACK BEST OF LAST 3 COMPARABLE

INCREMENTAL MATCH-UP GRAPH

#	PNCNAME L	1F	2F	3F+TOTAL PACE
1	2*LORD 1	2->	4->	1->
2	3?SIR D1	4->	2->	1->
3	6*RAGE 2	5->	3->	4->
4	8 RUTLA1	1->	5->	3->
5	9?DRAWI4	3->	1->	2->

THE VALIDATOR

PNCNAME LdNT	TOT-R	TPV-R	TDC-R	V/DC-R
2*LORD 1p	1	1	3	1
3?SIR D1	2	1	1	1
6*RAGE 2	4	4	4	4
8 RUTLA1	5	3	5	3
9?DRAWI4	3	2	2	2

W
P
S

GP JAN 9, 2000(SUN) -- FLASH CHARTS

1 CL 4+ \$7,500 8.5D FT Clear PFT=145.3 PR=77 TV=4

3-SIR DUSTY	30.40	13.60	7.80
6-RAGE AU COEUR		33.40	20.00
9-DRAWING AWAY			5.60

SCRATCHED Deposited, Rutland

Exacta	3-6	463.40
Trifecta	3-6-9	2,703.60

METHODOLOGY FACTORS ALTERED BY TIME

1. Median Energy Percentage & Lengths Behind at 2nd Call

There are many concepts that we taught in the past that are now obsolete. I never subscribed to some of these now archaic notions and some I did because, in their day, they were quite helpful to clients who properly used them. In some cases they are now obsolete because they have been replaced by tools that do the same job better. In other instances they simply became inaccurate and non predictive as racing itself made some severe transitions and changed dramatically around 1992. I changed with the times but that doesn't mean everyone must do so. Prop airplanes and cars with clutches still have their advocates.

We still have a number of clients happily using old programs that contain some or all of this material. They win with the older concepts and programs to a degree that satisfies them. Since they've never used any of the new programs they have nothing with which to compare results. If they are happy, so am I.

What constitutes adequate profit is, like beauty, in the mind of the beholder. The time needed to handicap a single card is also relative. If one prefers to spend four hours instead of forty minutes because they **enjoy** it, that's their choice and their own business.

However, I feel that it's my responsibility to point out what factors have been rendered obsolete and have been replaced or incorporated into current programs. I'll start with Median Energy:

At one time this figure was all the rage with clients and outside authors alike. It showed how much of a horse's Total Energy was expended by the Second Call. Its counter-figure, Late Energy, gave the percentage of Energy a horse had to get to the finish line.

James Quinn, to whom I had given a computer containing these percentages, used them in his book *Figure Handicapping*. He even went so far as to create Early Energy PARS by Class, Distance for Del Mar. Hopefully he regrets doing so because there is no such thing as Energy Pars. He came up with numbers like 59.40% Early, 40.6% Late for 6 furlongs at a given class level. Thank heavens he forgot to give me credit for the Energy concept. That book is still in print. I'd hate to be held responsible or share the blame for his misuse of Energy. Pity the poor guy who buys the book today and believes what he reads.

We used Median Energy to establish *parameters* by **distance, surface and competition level** that were either too high or low for a horse to win based on our own records. While Parameters and Pars spring from the same language root, they have an entirely different meaning.

PARAMETERS infer a wider range of differentials. PARS are specific numbers. I guess when someone gets hooked on the PAR concept it's like being addicted to heroin. Once the monkey is on your back it's very difficult to shake. Granted one of our teachers used to talk about pars, but only to make daily variants and compare running times by distance, surface and class at one track with those of another. My computer programmer also snuck a readout in the TrackMaster version of Synthesis he called Entropy Pars. He must have been suffering from some regressive disorder when he did this. *Nothing* in this Methodology's lexicon should ever be called PARS.

We left MEDIAN ENERGY % in our new advanced programs because so many would loudly complain if we didn't. We also put in a screen warning that Early Energy in excess of 70% at some tracks may be too high. While ME% is still there, it's **NOT** a corollary and most users are now savvy enough to ignore it because it's one of those factors requiring a lot of record keeping and interpretation causing users to zig and zag when making their final wagering decisions.

Despite the fact that it is regarded as one of my great contributions to "handicapping," I'd just as soon omit it. For newer clients who did not go through the Energy period with us, *it can be as destructive as it was once helpful*. It is still both valid and valuable as it appears on the Early-Late

graph. Viewing Energy distribution graphically is far more potent than looking at numbers alone.

Our program readouts still show how many lengths behind a horse is at the SECOND CALL. However on the SUPERSCREEN Readout, that figure represents how far behind the horse is based on TODAY'S PACE OF RACE. It is easy to create that figure by using the BEST Pace of Race from the collective 2nd Call values of the horses YOU have entered.

Some get disturbed when they see a large number here. They compare the lengths behind in the FORM or their download and find that they differ. The actual lengths behind at the 2nd Call from the pacelines YOU entered and have little or no bearing on today's projected pace.

2. ESP

Once determining a horse's running style, Early, Sustained, Presser, was considered another tremendous Sartin breakthrough. Why, I'll never know. ESP was just a reasonably clever way to associate running style with Dr. Rhine's Extra Sensory Perception studies at Duke University. The same thing had been called by various names for generations. Pace Setters, Stalkers and Come-From-Behind horses had served handicappers for a long time. When the phrase ESP caught on it was importuned by many writers and purveyors of handicapping computer programs.

The one mistake they *all* made was in assigning a specific number of lengths a horse had to be behind to be a Presser or Sustained. Once again, as with Pars, trying to isolate a numerical distinction. Some even included my supplemental definitions, Early Presser and Sustained Presser. Again they set defined qualification rules specifying how many lengths behind the leader a horse must be to qualify for each designation. This kind of spoiled the effectiveness of ESP.

That's OK with me. Once a cat is out of the bag nobody can control how it decides to wander. We remain the only source (as far as I know) of computerized ESP designations. Here is a reprint of an article by one of the many who importuned our ESP but not quite correctly:

The Shortest Path to the **WINNER'S CIRCLE** *by Richard J. Nilsen*

Running Styles Defined

In order to analyze this data, we must first understand what running styles are considered. In general, there are four types of running styles. The "Early" horse, referred to as an E type, is defined as a runner that habitually challenges for the early lead or whose best races are on the front end. An E horse should not be expected to rate behind horses and close successfully. Multiple Grade I winner Bertrando was an excellent example of an E type.

The other type of early speed horse is the "Early/Presser," or E/P. The difference between an E and E/P horse is that the latter has the ability to rate behind the leaders before making a winning move. Top handicap horse Behrens is a good example of an E/P runner.

The remaining two types of running styles involve Late Speed horses. The "Presser," or P horse, usually races in mid-pack and attempts to close for the win.

The "Sustained" type, indicated by an S, runs its best races by sitting in the back of the pack early on before launching a late bid at the leaders. Victory Gallop is an S type. Unfortunately for him and other closers, it is not often that a dirt track favors the Sustained types.

As always, we determine ESP using Energy Distribution by increment, not through *visual* inspection of position calls. This is why it so often disagrees with the Need-To-Lead designation chosen by the user at the end of the paceline entry screen.

In reality a horse's perceived running style is secondary to the running patterns of all the other viable contenders in a race: The competitive match up. Old adages about "Lone Early" or the one that says when two or more horses vie for the lead it sets up the race for a closer, are all just "hossy" sayings based not on authenticated mass data but on the subjective observations of someone whose fame made his words seem authoritative to generations of horseplayers. In truth the "Lone Sustained" who begins its move in the second fraction is just as likely to win as "Lone Early" or any other designation of running style.

Over-dependence on ESP is dangerous because it take us back to a time when we believed that tracks tended to run Early or Late, favoring contenders whose ESP conformed to that notion. The new sets of corollaries, especially those in the Validator, completely eliminate the need for the user to try determining if Early or Late or something in between is more likely to win. Tracks may still have a Bias that favors Early or Late at given distances. However, all potential bias is factored in to the Validator's V/DC output. The only time one needs to look at Early, Late or Hidden Energy readouts is in Turf races. We do this to make sure a Turf runner is complying with the winning E-L Energy Distribution that conforms to the realities of a given surface. In the vast majority of Turf Races the winner Ranks high in LPR and HE and is on the LATE side of the E-L Diff. graph.

In short, except in Turf races, we no longer have to worry about a horse's *perceived* running style. The computer does a far superior job for us. Those trying to second guess the V/DC readout in the Validator might suffer some shock when they lose because they thought their perception of ESP was superior to that of the program's.

To date this is the only complaint we ever received about the Validator. The complainer maintained that the race would "Obviously" be won by an EARLY horse but the actual winner ran more LATE.

This was a major problem with Thoromation. The user had to choose Early or Sustained. Each produced far different readouts. If one guessed wrong the winner would be in the bottom two, guess right, the Top Two. The program did one good thing: improved the user's ability to guess.

There are hundreds of researchers doing studies of human cognition. They write books and articles demonstrating that human perception is highly subjective and error prone. Most of their efforts are in vain. The human ego refuses to accept the facts of the research. Police departments DO accept it. Witnesses to the same accident will give as many *different* versions of what happened as there are witnesses.

There are some easy races in which one can successfully predict the outcome based on their analysis of **times** in concert with **position calls**. The winners usually pay in the \$4 to \$6 range. But this technique seldom works in predicting longer priced contenders.

Of course, there are always exceptions to any established fact. Their are handicappers whose personal skill overrides any set of statistical fact derived from extensive research.

I'm not one of them. Are you? If you think so, send me some 20 race cycle Wagering Decision Forms proving it.

3. ADJUSTMENTS

User Adjustments are now UNNECESSARY in current programs. **Don't make any.**

In an earlier period we incorporated a computer function that allowed the user to adjust pacelines. Some felt they had the ability to actually change the pacelines themselves, based on personal opinion or worse yet, PARS. We based our directions for making adjustments on Energy

Differentials between horses and, in making Track to Track adjustments, between tracks by distance, surface and competition level. Those who insisted in adjusting according to their opinion OR Pars became noted for earning average mutuels of around \$6.

Adjusting by Energy Levels was far superior and produced higher paying winners. The problem was that the user had to enter horses through an Energy Generator to determine the amount of adjustment. Compared to those adjusting by the Mainstream's use various plus or minus 5ths of a second, our adjustments were relatively small and produced superior results. Still, having to use the Energy Generator first was a nuisance and required a lot of time.

In Thoromation we made arbitrary adjustments that severely altered the predicted outcome depending on whether the user pressed 1, 2 or 3. 1 and 2 made arbitrary computerized adjustments. Pressing 3, was for user originated adjustments. In its day, despite these anomalies, the program was the best on the market. Based on the questions we receive from clients **today**, the program would be impossible to explain, much less use successfully. One had to be with us from the beginning to comprehend the program's vagaries.

While at the time of their inception, the older programs produced more winning clients than those of any combination of competitors, they required experience with the Methodology from almost the beginning. Hand one to a client who has joined us in the last 9 years and he/she would be virtually lost. The Pace Launcher, Synthesis series has eliminated *any* need for adjustments. This applies to both the TrackMaster download version and those for hand entry from the DRF.

The Validator is even more automatic because it interprets all of our old "leading edge" contributions, reducing them to the output of a **two readouts**. If one chooses to ignore BL/BL and the Superscreen corollaries, The V/DC screen and the INCREMENTAL PACE GRAPH in the Validator will produce enough winners at good prices to satisfy me.

Changes in **today's racing** that make it so different from that even as recently as 1990, include the decline of the American Breeding Industry, the ability of a given track to send its signal, betting opportunities around the world. and improved computer capacity. Today's computers make those we started with seem like toys. Equally responsible for creating drastic changes is the internet, off site wagering, telephone betting, downloading, and the ability to watch races from all over by installing a dish on your roof. All these, and other factors, have made today's *serious* handicapper more aware, sophisticated and less willing to deal with complexity, interpretation or any of the old pencil and paper work that was staple in the past.

Ironically none of this has improved either the percentage of winning horsePLAYERS, nor has it increased the average mutuel paid by winning favorites. Although there has been a slight increase in the percentage of winning favorites, they are paying less than in previous decades. BUT it has also dramatically increased the amount of money paid by overlays. The importance of WIN PERCENTAGE has diminished and is slowly being replaced by the only valid reason for handicapping at all, PROFIT: Return on Investment.

The danger in trying to handicap by subjective, visual perception is made obvious by the LOWER mutuel prices paid by contenders selected through this means. Trying to determine which animal might take the lead or how close to the leader a horse must be at the Second Call are just two of the factors that will keep a person's profits down.

Eliminating horses based on of man-made class distinctions is another danger. A long study of the value of Total Energy as CLASS, proves that TE is a FAR superior measurement. True, a little common sense and experience with COMPETITION LEVEL is helpful. Yet eliminating horses by RULE and NOT by common sense and experience is HARMFUL.

As time passes I'll review a few other factors that dazzled people in the past but are no longer

necessary to interpret or evaluate.

With one of *today's* Sartin Methodology programs, you will win if you enter the appropriate **paceline** from a **viable contender**. Get the Validator demo disk. Practice until you win all the races (except the one with nothing but first time starters). Don't hesitate to enter *more than* one line per horse. When in doubt take the line the computer says is **best**. Check it on Validator's V/DC

Above all don't make the subjective error one client claims he uses to win. He goes back for a line as far as it takes to find a race at the **exact same distance**. He's kidding himself. Don't let that happen to you. Just look at the line number of all the races we've printed in the Follow Up. You'll seldom see a winning line past 3 back. And then only if there was an intervening race that was *not comaparable*.

This **NO-NEED-FOR-HANDICAPPING** program
includes the exciting new **COMMENT LINE** feature

THE VALIDATOR

*For those not getting optimal results
from a current handicapping program..*

THIS PROGRAM IS THE ANSWER.

THIS IS THE EASIEST AND
THE MOST PROFITABLE PROGRAM EVER PRODUCED

*"The best of Synthesis
combined with the
new VALIDATOR screens..."*

GET BOTH MANUAL ENTRY AND TRACKMASTER VERSIONS OF
THE VALIDATOR

\$550

For those who purchased *SYNTHESIS* after August 1, 1999: **\$350**

Currently available only to clients with advanced Sartin programs. Call the office if you need clarification

**If you are already making optimal profit,
you DO NOT NEED THIS PROGRAM.**

ADVANCED PROGRAMS FROM THE SARTIN METHODOLOGY

PACE LAUNCHER 3 Manual Entry	\$349.00
PACE LAUNCHER 3 Manual Entry and TrackMaster version	\$399.00

PACE LAUNCHER 4 Manual Entry	\$479.00
PACE LAUNCHER 4 Manual Entry and TrackMaster version	\$529.00
<i>Upgrade to PL4 from PL3 - \$279</i>	

SYNTHESIS Manual Entry	\$679.00
SYNTHESIS Manual Entry and TrackMaster version	\$729.00

*Upgrade to Synthesis/Synthesis w/TrackMaster from:
Pace Launcher 4 - \$229/\$279 Pace Launcher 3 - \$429/\$479*

SYNTHESIS FOR TRACKMASTER WITH MULTI-TRACK WAGERING DECISION FORM (for clients with Synthesis only)	\$199.00*
---	-----------

**\$50 for clients with trade-in of Synthesis TrackMaster and Wagering Decision Form*

Have the manual entry version? Ready for TrackMaster downloads?

TrackMaster version of PL3, PL4 or Synthesis	\$100.00
Available only to those who have the manual entry version	

THE VALIDATOR see info pg 16

Still good after all these years... SARTIN MANUALS AVAILABLE

THE TANDEM RACE: How to Spot It, How to Win It	\$29.00
--	---------

Dr. Sartin's elegant, counter-intuitive handicapping procedure that can give you the insight to win those "un-winnable" races. After months of study of his own and others losing races, he developed this whole new insight into handling horses coming from the same race and facing each other again today. A must for the intermediate and advanced handicapper.

THE 55% SOLUTION: Key to Exacta Profits	\$32.00
A dynamic treatise on how to win exotics	

THE PSYCHOLOGY OF WINNING	\$25.00
Dr. Sartin's celebrated treatise on the subject that is 80% of winning.	

CHAOS MANUAL	\$25.00
An in depth study of Chaos theory applied to handicapping	

Bottom Line/ Betting Line, The Corollaries & The Validator V/DC

Last issue we published several VALIDATOR readouts from John Long that produced double digit winners. Because of space limitations we didn't produce ALL his readouts from the Validator program.

I even stated that when the V/DC Ranking on Validator is superior to BL/BL Tier Levels or Corollary Rankings, **use it**. Then I learned that about once in 100 times the BL/BL was superior. Still the averages say: LET THE Validator V/DC Ranking TAKE PRECEDENCE. Just check all screens before wagering. Using one of John's races (Follow Up #79), the 1st at Santa Anita, Jan. 21, in which the winner paid \$38.20, I'll demonstrate *why* the V/DC takes precedence:

SA0121- 1 8D \$37,000

THE VALIDATOR

#	NAME	L	N	T	TOT-R	TPV-R	TDC-R	V/DC-R
1	de p	1			5	3	5	3
2	reno	3			2	2	3	2
3	hyra	1			1	1	1	1
4	ron p	1			4	3	4	4
5	pri	1			3	3	2	W 2 W/38.20

BOTTOM LINE-BETTING LINE

SA0121- 1 8D \$37,000

		WIN ODDS ONLY		BOTTOM		BETTING	
		LINE		LINE		BAL	
HIDE	NO	NAME	LS	ODDS			
(5)		ron p	20.0	9-5	9		
(4)		hyra	19.0	2-1	4	2-1	Hide.
(3)		reno	15.5	7-2	5		
(8)		roy p	15.0	7-2	11	place show	Hide
(7)	W	pri	6.3	9-1	7	W	
(1)		de p	5.8	10-1	12		Hide
(2)		bef	3.0	20-1	14	xxx	Hide
(6)		hurrrp	2.5	20-1	10		Hide

SYNTHESIS POWER RANKINGS AND FRACTALS

															PRIM										SUPP									
						B	L	T	PRIM				SUPP		FRACT					E	L	C	T	H	F	F	S	F	E	T	T			
						A	S	O							E	L	N	ESP	SCBL	P	P	P	T	E	W	X	P	X	T	S	P			
##	NAME	L	N	T	SR	L	P	T	LS	R	LS	R	E	L	N			R	R	R						R					P			
1	de p	1			78	12	5	5	36	5	23	4	2	6	6	PRE	7.0	6	4	5	7	7	5	2	5	2	6	5	5					
2	bef	2			77	14	3	8	43	6	37	7	8	7	7	E/P	5.0	5	7	7	4	6	7	7	8	7	7	7	8					
3	reno	3			84	5	6	2	22	3	11	1	1	2	2	PRE		1	6	1	5	5	3	1	3	1	4	1	2					
4	hyra	1			79	4	4	1	20	2	11	2	3	1	1	SUS	5.0	4	3	3	1	1	4	4	2	4	1	3	1					
5	ron p	1			81	9	2	4	19	1	15	3	4	5	5	PRE	5.0	3	2	2	3	2	2	5	1	5	3	2	4					
6	hurrrp	1			69	10	8	6	46	7	38	8	7	8	8	EAR	1.0	2	8	8	4	8	8	8	7	8	8	8	7					
7	pri	1			75	7	7	③	36	⑤	26	6	6	③	③	S/P	6.0	7	5	6	②	4	6	6	6	6	5	6	③					

John's notes to the right of BL/BL on his full readouts said to hide several horses: #4, 8, 1, 2 and 6. Before HIDES, the \$38.20 winner, PRI, was at level 5 on BL/BL. While John originally left in ALL contenders for Exotic review, the win horse would have been TIER 3, AFTER HIDES. Initially it ranked only 5th on his Primary readouts. Many would leave it out of contention because they fail to HIDE when they enter too many horses. This is a common error I HOPE clients will correct immediately.

John *did* hide many horses on his Corollary Readouts but left HYDRA, the 2-1 favorite. The most significant hide is ROY, who was 4th Tiered on BL/BL. This still leaves the winner 5th Ranked on the Primary Corollaries and 6th on the SUP Ranking summary. BUT 3rd on Total Energy, TPP, L & N Fractals and 2nd TT. Before HIDES, PRI is not even a double-digit horse on the BL/BL Line Score. Always check TOTAL ENERGY (TOT) on the Primary rankings before eliminating.

This short analysis is not completely fair to John. He had a very profitable day. However, had he shown me the corollary screen after all hides, the picture would be quite different.

But not as different as the RANKING PRI gets on the Validator's most (only) important readout, V/DC. There it is ranked SECOND.

Had he hidden the 2-1 HYDRA, the winner may have come up first. At a \$38.20 win mutuel, tied for 2nd makes PRI an obvious bet over RENO. For all I know he bet them both, considering HYD only in his Exacta, if he chose to bet one but apparently did not.

This despite a SR of 75. Other than the SR of HURRY, 69, PRI's was the *lowest* of all. HURRY had no business being in with these contenders. Nor did BEF or DE. Validator's uncanny ability to produce long shots with high V/DC ratings despite lower SR's amazes my computer programmer to the point of disbelief. But, he started believing when he lost a number of races based on his evaluation of Speed Ratings alone.

Despite my citing John's complete readout as being somewhat unfair, considering his success, it does point out ONE extremely vital fact: The **importance** of HIDING when more than the top 5 or 6 T.E. horses are initially included in your entries.

The 21st Century formulae that creates the V/DC Ranking in Validator is far superior to any we've ever produced. I think there has been enough evidence to prove this on the pages of the Follow Up, including the many great responses in Vox Pop.

Never before have we received as many consistent reports of continued double digit winners as we have since Validator was introduced in December. That's pretty recent. Yet positive evidence of the superiority of the Validator has already exceeded that of any previous program. To those using more than one program or programs older than Synthesis just because they like to play around with them to see what they come up with, I want to say as gently as possible and with no acrimony, that you're kidding yourself.

Once again it is important for me to emphasize that I do not determine the worth or power of a program based on my own use or success. I rely solely on the response of others. **Their success and their profit** is my only concern and guide.

One client, a dyed in the wool "Handicapper," just started using Validator. His vociferous comment to Aline Best was that he was "amazed", "overwhelmed", "never had so many longshots in a row" in his life and that *now* he felt he could make a career out of Wagercapping - something he was never able to do in his many years of "Handicapping."

FRED TANAKA is probably our most loyal correspondent. Each week he sends copies of his Wagering Decision Form and races he may have lost but re-worked. After re-working he sends me some fantastic evidence of the value of factors we've cited in the Follow Up. Those factors begin with the fact that in his original readouts he enters **too many** horses.

Howdy Howard,

HERES ONE OF THOSE "LOST" RACES I MENTIONED
DURING OUR LAST PHONE CONVERSATION. WHEN I NARROW THE
CONTENDERS DOWN TO SIX VIA THE PRIMARY RATINGS, THE
WINNER GETS ELIMINATED. WHEN I PRESS #7 FROM THE MAIN
MENU, THE VALIDATOR GETS THE WINNER OUT OF THE
WHOLE FIELD.

GP0304- 8 8.5D \$37,000
BOTTOM LINE -- BETTING LINE

	HIDE#	PNCNAME	LdNT	SR	PR	BAL	LS	TIE	ODDS	TRKDIST	M/L	DAYS	AGE
	(1)	1	LARGE2	87	83	6	19.5		2-1	AQU 8.5d	12/1	62	4
HIDE	(9)	12	CAS11	81	87	11	11.3		5-1	GP 8.5D	7/2	14	5
	(3)	3	DESTR6	86	87	10	10.8		5-1	BEL 8.5D	4/1	21	4
	(7)	9	DOC'S1	81	83	9	10.5		5-1	GP 8.5D	8/1	23	4
	(6)	7	TENNE1	84	85	10	10.0		5-1	GP 8.5D	6/1	14	4
	(8)	11	KING 3	77	86	9	9.5		6-1	GP 8.5D	20/1	13	4
	(2)	2	ELI'S3	79	83	10	6.0	*	9-1	GP 8.5D	12/1	14	4
#5	(5)	6	SAVOYA	79	84	11	6.0	*	9-1	HIA 8.5D	15/1	28	4
FE	(4)	4	BAROM3	76	80	14	3.0		20-1	GP 8.5D	8/1	12	5

SYNTHESIS POWER RANKINGS AND FRACTALS

[illegible]

THE VALIDATOR

PNcNAME	LdNT	TOT-R	TPV-R	TDC-R	V/DC-R
1	LARGE2	2	1	1	1
3	DESTR6	1	2	5	2
6	SAVOY4	5	4	2	3
7	TENNE1	3	3	4	3
12	CASTI1	4	3	3	2

Show

W/R

② PLACE
WHIDE FOR
CAUSE

NEXT PAGE
LOOK

GP0304- 8 8.5D \$37,000

EXOTIC SCREEN

BEFORE
HIDE

THE VALIDATOR

PNcNAME LdNT	TOT-R	TPV-R	TDC-R	V/DC-R
1 LARGE2	2	1	1	1
3 DESTR6	1	2	5	2
6 SAVOY4	5	4	2	3
7 TENNE1	3	3	4	3
12 CAST11	4	3	3	

SHOW

WIN

② PLACES
ODDS TOO LOW
FOR WIN
HIDE FOR
WIN ONLY

GP0304- 8 8.5D \$37,000

AFTER
HIDES

THE VALIDATOR

PNcNAME LdNT	TOT-R	TPV-R	TDC-R	V/DC-R
1 LARGE2	2	1	1	1
3 DESTR6	1	2	4	2
6 SAVOY4	4	3	2	
7 TENNE1	3	2	3	2

SHOW

② WIN

\$6 7.80 / 7.00 \$5.60
4.20 2.80
3.20

HIDINGS AS DIRECTED AND USING BOTH BEFORE &
AFTER READOUTS, AS DIRECTED FOR EXOTICS,
HE GETS THE EXACTA AND TRIFECTA.

Even when entering 9 horses, go back and look at the TOP 5 (& ties) Total Energy contenders on the PRIMARY readouts. (6 if you're anxiety prone). Yes, the \$67.80 winner, SAVOY was 5th T.E. Fred used the 4th line back because ONE race in the top 3 was decidedly NOT COMPARABLE. After HIDING the horse that PLACED for whatever cause he had, the WINNER ranked tied for 2nd. How would you break a 3 way tie for 2nd in this case? WAGERCAP. None of the other horses offered a \$67.80 win price (few do). As so often stated in our written material, the horse ranked FIRST, SHOWED.

Using multiple readouts, NOTE that even with NINE entrants, the WINNER was ranked 5th in TOTAL ENERGY. WITHOUT even hiding the horse that PLACED, the winner ranks 3rd on V/DC. That's good enough for me. I'd make him ONE of my wagers even if he ranked 4th.

FRED has some reason for hiding the place horse, NOW, as you see, he gets the winner in the AFTER HIDES screen, SECOND (tied). By failing to note that the winner, even with nine entrants, ranked 5th in T.E., Fred "Lost" this race. I'll bet he won't make THAT mistake again. I say that because recently I narrowly missed LOSING a high paying race for the exact same reason. If it hadn't been for ALINE pointing out that the horse in question was 5th on the Primary Screen's TOTAL ENERGY readout, though 7th on the Line Score, I would have LOST! Aline's care in looking at ALL the Validator READOUTS, saved me.

This race is just another GOOD reason for the existence of the Validator and its PREDICTIVE POWER over ALL other readouts. It also stresses the need to look for TOTAL ENERGY Rankings on the PRIMARY Readouts. Most of all it tells us NOT to try entering 9 horses to begin with. With 9 horses you'll note that the \$67.80 winner shows a BALANCE of 11. NOT so when the field is narrowed to the VIABLE contenders as dictated by Total Energy. Pay NO attention to balance, if you enter lots of horses, until after HIDES

Maybe now some clients who doubted our 96 to 98 percent of winners being in the top 5 and ties TOTAL ENERGY, will be less skeptical.

EXPOSING THE MYTH (again)

SHORT FIELD - SHORT PRICE

A few of years back, we undertook a study of win mutuels in short fields. We were responding to articles by famed experts James Quinn and Jerry Antonucci. Both wrote articles to confirm that old adage: Short Fields-Short Price. They said it was no big deal to get a winner in fields of 5, 6 or 7 because they were always underlays not paying a mutuel high enough to even bother handicapping them.

I had kept no records that proved otherwise. I merely questioned them because they were so dogmatic in their statements. So, I began a research project using Shane, myself and Guy (this was before Aline). We did every short field race we could find, most of them easily accessible in California. This was before access to a lot of racing material was immediately available nationwide and LONG before the defeat of CIGAR at the hoofs of DARE & GO. In a SIX HORSE field DARE & GO's win mutuel was \$81.20 at Del Mar.

We continued our research for over two years and learned that short fields were most profitable. Yes, a lot of \$3.60 horses did win but many of those races could be PASSED since there were *no* longshots with any kind of ranking; sometimes no longshots at all. The result of our research showed more overlays winning in short fields than in FULL fields, relative to the number of such races on the cards. Mark Cramer also studied this phenomenon and came to a conclusion similar to ours.

I resumed the research for a while this year to see if the millennium had changed things. I'm not going to fill this issue of the Follow Up with all the races, just a few from one track, Santa Anita, famous, according to most East Coast and Midwest experts, for easy to pick, **low** paying, Early Running winners. I'll go along with the concept that in Sprints, picking low price, early running winners at SA is fairly easy even without a computer.

However, since only we have a way to measure true Early and Late, we have learned that, what a few who have borrowed our terms, accept as COUNTER ENERGY, is what is paying the big mutuels. Now, according to those who have importuned our terms, Counter Energy is always LATE. That's because, except in Turf races, the mainstream considers that WIN ENERGY is Early. NOT SO. But only those who keep records know it. When WIN ENERGY is LATE, EARLY is Counter-Energy. Counter Energy accounts for over 70% of *all* horses that Place. NOT winners that also place (and show) but actual PLACE HORSES.

You'll see a good example of that shortly. The \$22.50 Winner is a LONE LATE. The horse that places, the favorite, hidden for win only, is the EARLIEST of the contenders entered. I want to emphasize the last couple of paragraphs because we have too many clients who believe that LATE and Counter-Energy are synonymous. They are not and a little record keeping will prove it.

A lot of questions come in about record keeping. Personally I now keep records in my head based on looking at readouts. I used to keep copious written records but I've viewed readouts for so many years that experience is my record-keeper. One thing I will tell you for certain: I DO NOT DETERMINE EARLY-LATE BY VISUAL PERCEPTION! I use the Early-Late Graph religiously.

Usually I try to avoid saying "How I Do It." But since I just follow the directions in the Follow Up, I'm not revealing any special tricks the way "expert" writers do.

Anyone who studies the Result Charts in their daily newspapers will see **many** short fields producing longshots. Or maybe the won't. Maybe it depends on where you live (but I doubt it). The bulk of my current records are chiefly from tracks in California, Gulfstream, Fairgrounds and Tampa Bay. I have a sneaking suspicion that a lot of clients just *automatically* PASS races with short fields. Apparently they choose to believe in old adages rather than keeping their own personal records of what actually happens when races are carded for fields of 7 or less.

On February 24 and 25, 2000, at Santa Anita 5 short field races were carded. FOUR produced double digit winners. Still, for the benefit of what 'Capper so astutely calls them - The "Oldstream" - I include the one that paid only \$3.60. Have to be fair about it.

Now a look at couple of standouts paying big mutuels in short fields:

THE VALIDATOR

PNcNAME LcNT	TOT-R	TPV-R	TDC-R	V/DC-R
1 ABLE 2 1	4	4	3	3
2 FIRE 1	2	3	4	3
3 LYCKA 1	1	1	1	1
4 WILD 2 1	3	2	2	2
6 I'M G1	5	5	5	4

OUT FOR WIN HIDE
OUT FOR WIN HIDE
Now (2)

PN	FTS	M/LN	NAME	JOCKEY	R	W	W%	TRAINER	R	W	W%
1		8/1	ABLE	ENRIQUEZ, I	64	4	6	SCHIEWE, PA	2	0	0
2	S	9/5	FIRE	BLANC, BRIC	33	3	9	CANANI, JUL	17	5	29
3		2/1	LYCKA	SORENSEN, D	28	2	7	AVILA, ANTO	23	5	22
4		3/1	WILD	NAKATANI, C	104	31	30	GARCIA, JUA	13	1	8
5		5/1	BEST	FLORES, DAV	100	13	13	MOREYJR, WI	29	5	17
6	W	20/1	I'M G	DIAZ, VICTO	44	3	(7)	PERDOMO, A	3	0	(0) L

3369 — THIRD RACE. 1 Mile Purse \$23,000. 3 year olds. Claiming prices \$32,000-28,000.

Horse and Jockey	PP	1/4	1/2	Str.	Fin.	To\$1
I'm Gunna Go, Diaz	6	6	6	5 ³	1 ⁴	67.70
Best Line, Flores	5	5 ¹	4 nd	4 ¹	2 ² ¹	10.20
Fire Cracker Kid, Blanc	2	1 ⁴	1 ⁴	1 ²	3 ¹	1.40
Wild-Till Dawn, Nakatani	4	2 ¹	2 ²	2 ¹	4 ¹	1.60
Lycka, Sorenson	3	3 ²	3 ¹	3 ¹	5 ²	3.90
Able Cielo, Enriquez	1	4 ²	5 ³	6	6	10.70

Scratched — Harmony Bear

6—I'm Gunna Go	137.40	39.60	7.40
5—Best Line		9.20	4.80
2—Fire Cracker Kid			4.00

Time—0:22.58, 0:46.63, 1:11.57, 1:24.59, 1:37.99. Clear & Muddy. Winner — ch.g.3 Candi's Gold-I'm Gunna Do Tr-A Pico Perdomo Own-Gray, Phillips, Rodriguez et al.

\$1 Exacta (6-5) Paid \$324.40
 \$1 Trifecta (6-5-2) Paid \$1,625.00
 \$2 Quinella (5-6) Paid \$239.80
 \$1 Pick Three (6/2,6/6) Paid \$291.30

After HIDES the \$137.40 winner ranks 2nd on the Validator. Anyone hiding the two less than EVEN MONEY horses would have no choice but to bet the winner. Their only excuse would be PASSING the race since 2 of the 6 entrants had such low odds. Leaving out the winner in a 6 horse field would be virtually impossible. I say this having left out the PLACE horse because its BEST SR in a comparable race was 48 and it was last by far in Total Energy. Since the Validator will only show the TOP 5 Total Energy horses. (AND TIES- up to 7 IF there are that many ties - though I've yet to see it).

Results of Friday, Feb. 25, SA0225- 2 8.5D \$54,000
BOTTOM LINE -- BETTING LINE

PNCNAME	LdNT	SR	PR	BAL	LS	TIE	ODDS	TRKDISTS	M/L	DAYS	AGE
3 WICKE1	1	80	83	4	24.0		EVEN	SA 8.0D	2/1	23	5
4 TERA 1		80	84	6	22.5		EVEN	SA 8.0D	5/2	28	5
2 SUNLE1	1	68	83	5	18.3 *		5-2	SA 8.0D	4/1	23	5
6 TICKL5		66	83	5	18.3 *		5-2	DMR 8.0T	12/1	23	6

4 OUT
ODDS

SYNTHESIS POWER RANKINGS AND FRACTALS

SYNTHESIS POWER RANKINGS AND FRACLES															PRIM							SUPP						
=====				B	L	T	PRIM		SUPP		FRACT			=====		B	L	C	T	H	F	F	S	F	E	T	T	
=====				A	S	O										P	P	P	T	E	W	X	P	X	E	S	P	
#	PNCNAME	LdNT	SR	L	P	T	LS	R	LS	R	E	L	N	BSP	SCBL	R	R	R					N				P	
1	2 SUNLE1	1	68	5	3	4	23	3	15	3	3	3	2	S/P	4.0	4	2	3	4	4	3	3	3	3	3	3	3	
2	3 WICKE1	1	80	4	1	1	9	1	5	1	2	1	1	PRE	2.0	2	1	1	2	1	1	1	1	1	1	1	1	
3	4 TERA 1		80	6	2	2	15	2	10	2	1	2	3	E/P		1	3	2	3	2	2	2	2	2	2	2	2	
4	6 TICKL5		66	5	4	3	23	3	19	4	4	4	4	PRE	3.0	3	4	4	1	3	4	4	4	4	4	3	4	

SCBL Calculated by Program to Conform to Today's Pace
FRACTALS WEIGHTED: E=Early L=Late N=Normal

#	PNCNAME	Ld	N	T	LATE	EARLY	TOT R
W 1	2 SUNLE1	1	-7.4				159.1 4
2	3 WICKE1	1	3.5				161.1 1
P 3	4 TERA 1		9.3				160.6 2
4	6 TICKL5		1.5				159.1 3

NOTE
LONE LATE

OUT-HIDE
ODDS

C.E.

EX-L V-L M-L <E> M-E V-E EX-E

THE VALIDATOR

PNCNAME	LdNT	TOT-R	TPV-R	TDC-R	V/DC-R
2 SUNLE1	1	3	2	2	2
3 WICKE1	1	1	1	1	1
6 TICKL5		2	2	3	2

W

Next page, for any Trainer-Jockey fans, their stats. The Trainer does well but he uses an 11% jockey. The Results speak volumes about the myth of short field, short price.

PN	FTS	M/LN	NAME	JOCKEY	R	W	W%	TRAINER	R	W	W%
1		5/1	JADEI		(SCRATCHED)						
2		4/1	SUNLE	BERRIO, OMA	44	5	11	AVILA, ANTO	23	5	22 OK
3		2/1	WICKES	NAKATANI, C	98	29	30	CERIN, VLAD	22	5	23
4		5/2	TERA	PINCAYJR, L	90	21	23	JORY, IAN	15	2	13
5		4/1	MELO	GOMEZ, GARR	69	11	16	WALSH, KATH	3	2	67
6		12/1	TICKL	BLACK, CORE	44	2	5	AGUIRRE, PA	10	2	20

3376 — SECOND RACE. 1 1/16 miles. Purse \$54,000.
Allowance. Fillies and mares, 4-year-olds and up.
Value of Race \$54,270. Claiming price: \$40,000.

Horse and Jockey	PP	W	W%	Str.	Fin.	To\$1
Sunley Seeker (GB), Berrio	1	3 1/2	3 1/2	1 st	1 st	10.10
Tera Kitty, Pincay	3	12 th	12 th	2 nd	2 nd	0.90
Wicked, Nakatani	2	22 th	22 th	3 rd	3 rd	2.50
Melo Note, Gomez	4	4 th	4 th	4 th	4 th	3.90
Ticklish Issue, Black	5	5	5	5	E	11.00

E — eased

Scratched — Fibber's Star, Jadeite Scepter

2—Sunley Seeker 22.20 5.00 2.60 ✓

4—Tera Kitty..... 2.80 2.10

3—Wicked 2.20

Time—23.24, 46.43, 1:10.97, 1:36.73, 1:43.48. Cloudy and muddy. Winner — m.5, Elmaamul-Sunley Sinner. Tr-A.C. Avila. Own-Lemalu tables.

\$1 Exacta (2-4) Paid \$26.30 ✓

\$2 Daily Double (7/2) Paid \$164.60

\$1 Trifecta (2-4-3) Paid \$59.30 ✓

\$2 Quinella (2-4) Paid \$22.20

Results of Thursday, Feb. 24, 2000, at Santa Anita

SA0224--3 8:00D \$23,000

BOTTOM LINE -- BETTING LINE

76											
PNCNAME	LDNT	SR	PR	BAL	LS	TIE	ODDS	TRKDISTS	M/L	DAYS	AGE
3 LYCKA1		77	76	2	23.0		EVEN	SA 8.5D	2/1	8	3
4 WILD 2	1	69	75	6	22.0		3-2	SA 8.0D	3/1	20	3
2 FIRE 1		71	76	7	20.0		9-5	SA 8.5D	9/5	14	3
1 ABLE 2	1	64	75	7	15.0		7-2	SA 8.0D	8/1	20	3
6 I'M G1		60	76	8	9.3		6-1	SA 8.5D	20/1	14	3

300T for
DDDS
300T for
DDDS

SYNTHESIS POWER RANKINGS AND FRACTALS

=====											
=====											
=====											
=====											
#	PNCNAME	LDNT	SR	B	L	T	PRIM	SUPP	FRACT	PRIM	SUPP
				A	S	O					
				L	P	T	LS	R	LS	R	
1	1 ABLE 2	1	64	7	4	4	27	4	20	4	5 4 3
2	2 FIRE 1		71	6	2	2	19	3	15	3	2 3 4
3	3 LYCKA1		77	2	3	1	10	1	5	1	1 1 1
4	4 WILD 2	1	69	5	1	3	17	2	11	2	3 2 2
5	6 I'M G1		60	7	5	5	32	5	24	5	4 5 5

SCBL Calculated by Program to Conform to Today's Pace

FRACTALS WEIGHTED: E=Early L=Late N=Normal

3393 — SECOND RACE. 1 mile. Purses \$17,000. 4-year-olds and up. Claiming prices: \$12,500-\$16,500.

Horse and Jockey	PP	1/4	1/2	Str.	Fin.	To\$1
Neotorque, Pedroza	1	6	6	1 st	17 th	4.10
Crossville, Baird	5	5 1/4	5 1/4	5 1/4	22 nd	11.20
Silk Shades, Berrio	4	4 1/4	4 1/4	6	3 rd	4.30
Crimson Policy, Valenzuela	3	2 1/4	2 nd	2 nd	42 nd	3.70
My Dividend, Atkinson	2	1 st	1 1/4	4 th	5 1/4	11.10
Rare Catch, Pincay	6	3 1/4	3 3/4	3 1/4	6	1.30

Scratched — Amber's Beau, Master Carson.

2—Neotorque	10.20	4.40	3.00
6—Crossville	8.80	4.20	
5—Silk Shades		3.40	

Time—0:22.69, 0:46.14, 1:11.63, 1:24.26, 1:37.55. Rainy & Wet/Fast. Winner — b.g.5 Northern Flagship-Defty. Tr-Nick Canani. Own-Eugene Seltzer.

\$1 Exacta (2-6) Paid \$33.10
 \$2 Daily Double (2/2) Paid \$35.60
 \$1 Trifecta (2-6-5) Paid \$200.50
 \$2 Quinella (2-6) Paid \$31.40

3399 — EIGHTH RACE. 6 furlongs. Purses \$29,000. 4-year-olds and up. Claiming prices: \$25,000-\$22,500.

Horse and Jockey	PP	1/4	1/2	Str.	Fin.	To\$1
Dream Counter, Black	3	23 rd	24	23 rd	11	5.30
I Got Crazy Legs, Puglisi	2	11 th	12 th	11 th	22	3.10
Brimfield Bound, Pincay	1	5	4 1/4	4 1/4	3 rd	1.50
My Apollo, Cardenas	5	4 1/4	5	5	41 st	24.30
Ambiguous, Enriquez	4	31 st	31 st	3 rd	5	1.80

Scratched — Ayer Hoy Manana, Star's Wild.

3—Dream Counter	12.60	4.80	2.80
2—I Got Crazy Legs		4.20	2.60
1—Brimfield Bound		2.20	

Time—0:21.64, 0:44.76, 0:57.18, 1:10.41. Rainy & Wet/Fast. Winner — ch.g.5 Geiger Counter-Dream Regaity. Tr-Phil Oviedo. Own-Mr. Card Racing Stable, Gamba, O'Regan et al.

\$1 Exacta (3-2) Paid \$25.70
 \$1 Trifecta (3-2-1) Paid \$46.20
 \$2 Quinella (2-3) Paid \$24.40
 \$1 Pick Three (4/12/3) Paid \$800.00

These first two, both ranking in the Validator's TOP 2, were from a 6 and 5 horse field. In the top race we HID only ONE horse for low odds. The \$10.20 winner was TIED for 2nd with CRIMSON. They were my bets. The next race down was easy. FIVE horses, 2 of which, BRIMFIELD and AMBIGUOUS, were hidden for odds, leaving THREE. The \$12.60 winner was the Validator's 2nd ranked V/DC contender. With only three horses left it wouldn't have mattered how it was ranked. As the 2nd highest odds horse in the "field" it was an automatic bet along with I GOT CRAZY LEGS.

To be fair, here's a \$3.60 winner. I lost the race. I bet on ROB BOB and COUNT AGAIN.

3394 — THIRD RACE. 1 1/4 miles. \$28,000 starter allowances. 4-year-olds and up.

Horse and Jockey	PP	1/4	1/2	Str.	Fin.	To\$1
Captain Hook, McCarron	1	3 1/4	3 1/4	2 1/4	11	0.80
Fade To Blue, Garcia	5	22 nd	23	42	2 nd	16.10
Count Again, Pedroza	2	5 th	5 th	31 st	3 rd	4.40
Evanders Challenge, At'son	3	11 th	12 th	11	42	14.80
Sunny Forecast, Enriquez	6	7	7	54	59	12.70
Long Run, Flores	4	4 1/4	6 1/4	6 1/4	6 1/4	25.00
Rob Bob, Desormeaux	7	6 1/4	4 th	7	7	3.20

1—Captain Hook	3.60	3.00	2.20
5—Fade To Blue		8.40	3.80
2—Count Again		2.80	

Time—0:22.74, 0:46.68, 1:11.51, 1:37.87, 1:51.66. Rainy & Wet/Fast. Winner — br.g.5 Pirate's Bounty-Big Squaw. Tr-Thomas Bell II. Own-Betty or Robert Irvin.

\$1 Exacta (1-3) Paid \$23.60
 \$1 Trifecta (1-5-2) Paid \$62.60
 \$2 Quinella (1-5) Paid \$34.40
 \$1 Pick Three (2/2/1) Paid \$48.10

VOX POPULI

The Clients Speak

Dear Doc

I am enclosing the following bulletin from YouBet in case you haven't received it from another client. Sounds like the morality crowd is at work. Gee. I wonder if any bookies will be deterred from taking bets fro these tracks. I suspect they have a more jaundiced and realistic view of human nature.

Stay well,

D.A., Maryland

NYRA TRACKS

Effective February 1, 2000 and at the request of NYRA, Ladbroke can only accept telephone wagering on NYRA tracks (*i.e. Aqueduct, Belmont, and Saratoga*) from residents of PA, VA, DE, WV, and NJ. In light of this decision YouBet.com will not feature any racing information for Aqueduct or any other NYRA tracks until further notice. Questions or concerns can and should be directed to Ladbroke at 1-800-523-2765 or NYRA at nyra@nyra.com.

Hi to you ALL

I am I am amazed how much easier and to my amazement how much fun it is to handicap and make soooo much money all at the same time. I want to say I am overwhelmed, I am a true believer and to my amazement Early/Late is making me Rich.

Thanks

L.D., Arizona

Dear O. Henry House,

Thanks for the Validator demo. I ran all three sample cards through the Validator and through Synthesis with the same lines and same hides. The Validator Bottom line Betting line outperformed Synthesis in 6 of the 20 races, Synthesis did better on one. ...I also noticed that the Validator seemed to deal with track and distance changes in a different manner.

So, send along the Validator. Enclosed is a check for \$550.

S.R., Washington

Aline,

I apologize for not responding to you sooner. I was busy getting ready to attend the Handicapping Expo 2000 in Vegas. (A big disappointment). The fix you sent me works great. Than you for all your help!!!

E.S. Washington

DOC COMMENTS: The few clients who went to Expo 2000 all said it was a waste of time and money. Most are more caustic than the above. Same old mainstream stuff. Good, I'd be happy if they held one more often... our overlays would get bigger. Now we know why Tom Ainslie refused to be a speaker.

Shane,

How is everything going? Hope all is well with your family. Howard, Mary, et al.

The program is working great. Continues to amaze and the simplicity is the best feature. Love the Trackmaster downloads and the multi-track features.

Give my best to Howard.

D.R., California

Still playing two horses to win...

DOC COMMENTS: Dick was always a superior handicapper by any definition. Yet, he now uses the Validator (he was a tester) and Wagercaps.

Hi Doc: Hope you have a complete recovery from the flu.

Washington state has finally allowed Spokane to start racing again! Our season will commence later this Fall.

The royal snobs running this state have also allowed Spokane to simulcast – we run dark on Mon and Tues, but have lots of tracks to chose from Wed through Sun. As an example, on Sunday, we had AQU, GP, TP, OP, TUP, SUN, SA, BM, PEN, and SHRP.

We opened at 0900 for races starting from AQU @ 0930 and remained open the SHRP program starting at 1500.

D.F., Washington

Dear Doc & Shane,

Here is my check for the new handicapping Wagering Decision Form and for one more year of the Follow UP subscription. Having a lot of fun getting winners with Synthesis. Enclosed is one race following Doc's orders on betting the \$7.00 mins. A \$97.00 winner (had it).

R.R., California

Hello once again Doc,

I find myself writing you another letter, just to let you know how things are going with me. I can honestly say things are going great thanks to you and Synthesis. February 6 was a day to remember between Santa Anita and Gulfstream I had seven double digit winners. I am sure you get a lot of this kinda feedback from your clients. At first I have to admit I was kinda confused with all the readouts from Synthesis, but with time and dedication I feel a 63% win proficiency is right around the corner. I owe it all the following directions and specially the Follow Up.

Doc, can you please send me Follow Up 65. Very interested in reading your article 'The Phenomenon of Thirds'. Finding a good majority of my winners are third rank. (I bet them with utmost confidence)

Thank you!

P.L., California

DOC COMMENTS: I thank you for demonstrating a point I've made so often. You read the words in the Follow Up, not just the readouts as we've learned so many do.

Shane

...There have been a great many changes in handicapping in the past several years. I am most impressed with how very well the Sartin programs, concepts and philosophies have changed to reflect CURRENT REALITIES.

Some people are terrified by change – others embrace it!

Your Dad and you obviously welcome change with open arms.

EXCITING TIMES..... AN EXCITING INTELLECTUAL ADVENTURE!

B.H., Florida

Dear Doc,

...These are my next 4 cycles. I had my first losing one. #7. I can't explain it. I just missed. Quite a few races. I'm more confident. I did make the call on the \$35 horse on PHA 12 07 race 8. I have been keeping track of my sheets and for me most of my 1-2-3 rankings are BAL-6 - Top - LP - SPN - TS - TPP and Fractal N. Also I have started to make the Early/Late DIFF Model based on Payoffs like I read about in #76 and you told me about. These things lead me to this race. I just had a feeling about this Tier 5 horse. I see that I could also have bet the \$15.40 horse in #4 on PHA 12 07 and PHA R05 #5 Tier but I still feel OK about the cycle. I hope this helps I feel more confident.

Thanks

B.V., New Jersey

DOC COMMENTS: From floundering and losing he's becoming a consistent winner. Two phone calls to me, asking very intelligent questions did the trick. He's fairly new and didn't have the advantage some have.... 80 issues of the Follow Up!

Hi,

In case you didn't notice this one:

9TH GPX OK JANUARY 31, 2000 OFF 4:45 TIME 1:10:4/5

CLEAR TRACK: FAST

5 IMPISH ZIPPER 122 VELEZ R I 95.40 28.00 18.80

1 WILD BLADE 122 SMITH ME 3.60 3.00

3 FUNNY FROLIC 122

SCRATCHED: NONE

\$2 EXACTA 5-1 PAID \$319.00

\$2 TRIFECTA 5-1-3 PAID \$1,774.40

Using the most recent line gives users the winner (2nd on BL/BL behind #7, Puma. I eliminated him because he had just exited a MC40000 and moved into a Alw32000. Any user would play a horse with BL/BL of 7-2 going off at 46-1 ! I played Impish Zipper in exactors with the BL/BL tiers and collected. **Hail to The Validator!**

J.B., STATE

... The sample disk has convinced me. Herein find my order for my Validator program.

Regards,

A.M., California

Hi Howard,

I'll say it again - I love Validator's Comment feature.

Tup030306 6.0D

BLBL:

Place	9 CIE E3	9
	6 VINEC1	9/5 out for Win
Win	2 THREE2	7/2
	5 BELAL1	4 out for Win
Show	8 CHUBB1	22

2	9.40	5.40	4.40
---	------	------	------

9		8.80	5.40
---	--	------	------

8			11.40
---	--	--	-------

\$2 Ex \$117

\$2 Tri \$2,077

The comment feature reminds me that THREE, VINEC, and BELAL all must win on the lead by their past performances. THREE is #1 EPR and TT w/ Zero SCBL, VINEC is strong overall, but 5th EPR and six SCBLs, BELAL is 4th EPR and 5th TT w/ four SCBLs.

Am I getting well yet?

D.B., California

DOC COMMENTS: Yes, I love the Comment feature too. However, except in Turf races, pay no attention to those other factors to which he refers. I'd like to know how well they work with a \$20 + winner as well as one paying \$9.40. I am impressed by his Place, Show & Trifecta.

Dear Dr. Sartin,

Your video series is just of tremendous help. I thought that perhaps I was a lost cause, but the videos have done so much for me. I am up, running and most importantly WINNING MONEY.

Synthesis is truly a great program and the downloading easier than I thought. You can teach an "old dog new tricks".

Thanks again for all your help.

J.W., Nebraska

Psychology of Winning



THERAPY VS *Handicapping Lessons*

The jury is now in. A review of the many personal sessions I have held with clients in the office *and* a record of personal phone calls to me show close to a perfect success rate. Clients who have afforded themselves of one or both of the above

means for personalized therapy have almost all become winners.

The only question that remains is: **for how long?** There have been cases where, even with personal consultation, Old Sisyphus has ultimately reigned over psychotherapy. Since the advent of the Validator this regression has not yet occurred but my fingers stay crossed. In all fairness to those whose success has continued without interruption, it looks like we're getting closer to beating Sisyphus altogether.

Unfortunately, it is less successful for those whose ego demands that they still try incorporating old "Handicapping" and self-perceived "Interpretation Analysis" into their Wagercapping. Very few can do this no matter how high they score on an IQ test. IQ does not win money at the races. What does win is quite undifferentiated and is internal, both mentally and emotionally. One client wrote me that he doesn't want to become too mechanical. Not to worry. The program may be virtually mechanical. The individual persona is *not*.

For those of you who have been with us only a short time, Sisyphus refers to the Greek legend of a man who was condemned to roll a heavy stone up a hill. Just as he was about to reach the top, the stone rolled back on him and he had to start all over. This used to happen regularly to clients who would get to the top of the hill, start winning consistently, then failed again through the interjection of their own ego and old familiar habits about "Handicapping" factors that are no longer valid - assuming they ever were.

For methodology users who have been with us a while, the Sisyphus Syndrome has all but disappeared and since the Validator, has yet to appear at all. My fingers remained crossed.

Backsliders who did so well after personal consultation and then came to the office or phoned me all got back on track and started winning again. Some required more regular consultation to keep on winning. Most needed very little after the first two or three sessions. Now they call or drop by just to say how well they're doing.

As with any kind of psychotherapy, some lied to me or tried to play the game of "I know more than you do." They have since left us. Some are even selling old versions of my programs.

For the many clients who are grateful, Vox Populi is the outlet for their expression. The Follow Up #79 Vox Populi was particularly gratifying because many letters were from relative newcomers who are already winning. I'm still laughing over the one supposedly from Russia. The perpetrator is Patrick Bryk who wrote the "Foul Up" parody a few seasons back.

In truth, it is I who should be grateful to them: They, not I, were the ones who proved for certain that for all clients accepting the facts, successful Wagercapping is almost totally psychological.

I suggest that any client struggling with anything other than purely technical support, read and re-read Vox Populi. If it does not truly inspire everyone and assure them it can and is being

done, then the only alternative is to contact me for an appointment.

When you do, expect to be told "like it is" as that other Howard (Cossell) was fond of saying on TV. I'm kind but I'm firm and tend to speak loud enough for anyone to hear. You'll be receiving *therapy*, NOT lessons in "handicapping" per se. What those with problems truly lack is self-confidence. Primarily confidence in their own ability to make a firm **decision**. As an example, here is a letter sent to me as I was writing this - along with my answer.

"Doc, I'm in need of help but I don't exactly know what kind. I went to an off-track betting place, won \$380 at two different tracks and left happy. That night I had a dream that scared me. I woke up worrying that my yesterday success would all go away today. I just lack the confidence to believe I can do it again. As a result I downloaded and figured the race at two tracks but decided to wait, not bet, just to see how the races came out. I would have won 5 of the 7 I handicapped but failed to bet. Even then, I woke up the NEXT morning with the same fear of betting so I didn't even download. HELP!"

MY ANSWER:

Dear _____

"It would helpful for me to know if the Anxiety you tell of in your letter is also apparent in other aspects of your life. If so and you have a true Anxiety Neurosis, you should seek professional treatment before you go back to handicapping/wagercapping EXCEPT on paper.

If such anxiety appears ONLY when you try betting, then only YOU can cure this. You're like pilot who has been well trained and knows the mechanics of flying an airplane, but freezes when climbing into the cockpit. I saw a lot of that in WW2. These pilots washed out because flying and freezing is a LOT more dangerous than what you're doing.

I don't know how much you're betting but you should NOT bet more than \$2 a horse until you have developed enough true WILL POWER and DETERMINATION to conquer your demons. If these anxieties exist ONLY in your Horse Racing endeavors, they're possibly some outgrowth of your early childhood development pertaining to "Gambling." Only YOU can decide if the "social protocols" involved in your anxiety are correct. If you decide they ARE, then quit racing, since it means that your FEARS are stronger than your WILL." (end of my answer)

It is a tragic fact that most people aspiring to win at the races are not emotionally prepared to consistently succeed. Our endeavor is an **investment** opportunity. Those not accepting this fact should go to the races for fun. STOP just DREAMING about winning. SEEK TREATMENT!

SISYPHUS

The name SISYPHUS comes from the Greek legend about a man who was condemned to roll a heavy stone up a hill. Just as he was about to reach the top, the stone rolled back on him and he had to start all over again. In psychotherapy this is known as an "OVER & OVER Life Script. Regardless of the pain, many persons aspiring to become what is popularly called "handicappers," were so condemned because they kept trying the same things over and over, never learning to attempt something DIFFERENT. They had the Losing Habit and were hard pressed to even try breaking it.

Over the years we have helped many hundreds of clients to overcome this Sisyphus Syndrome. But there are still some who, after climbing the mountain and reaching beyond the peak, forget to let go of the rock. That rock represents old, archaic concepts and habits born of information, myth and factors that do not contribute to winning with a PROFIT.

Although they have successfully negotiated the mountain but encumbered still by the rock, they forget to let go. They envision the perils of the other side with a fear and trepidation. In their mind's eye they see treachery and peril in the uneven terrain beyond. Frightening shapes, like snakes and monsters haunt them.

If they have Synthesis, or better, yet the Validator, they have a map showing a clear pathway to their goal. Yet, in their fear, in their hallucinatory perception of peril, they either do not believe the map or, their perception becomes so blurred they can't interpret it, although interpretation has been simplified beyond reasonable doubt.

So they turn back, longing again for the base of the mountain on the other side. They would rather NOT profit even while knowing they won't. They would rather lose with old habits than win by accepting the geology of the unfamiliar mountain side where profit dwells.

They long for that safe camp at the old base where non-winners park their campers or pitch their tents. NOT winning at a profit is a habit shared by the many. Better, they feel, to be among those many than dare to tread unfamiliar terrain to a new campground where dwell only those winning races at a profit.

In short, many of those aspiring to be successful Handicappers/Wagercappers do NOT in their hearts truly want to profit. They just want to stay at the safe base camp and hope to win a few races for bragging rights, all the while praying to break even.

It's a real tragedy. But many unknowing or unscrupulous purveyors use this tragedy haunting the minds of NON-winners to make big money from selling what was, or never was, rather than what is. It has been ever thus in our little world. I seriously doubt that I can change it much. Yet, I continue the attempt.

WAGERCAPPING

PATTERNS ON THE WAGERING DECISION FORM

In Follow Up #79 I addressed the power of THIRD on your BL/BL Tiers and/or the Primary Corollary Line Score and the Validator's V/DC readout. I said that a horse's Tier Level or Ranking number was linked directly to your original Contender/Paceline selections. While that remains true even the best users are beginning to focus on THREE when their 20 race cycles show a bevy of Overlays Tiered and/or ranked THIRD.

I even suggested - jokingly - to my daughter, who edits the Follow Up, that instead of numerical rankings we could use Greek letters. While this might cure some of those with numerically linear minds and **top two-itis**, it could also drive them crazy.

We could use Epsilon instead of 1. Replace 2 with Zeta; 3 with Theta, and so on. I can hear it now, echoing through the track or off-site betting room, "WOW. Theta Won! It won at odds of 12-1"

If it caught on it would forever extinguish the concepts of "Figure Handicapping." However, I fear it will never catch on, even though in horse racing, basing wagers on symbols would end our slavery to numbers and would eventually improve the decision making process.

Think about it. If Theta consistently produces a 60% profit with an average win mutual of \$16 and Epsilon only produces a 30% profit with an average mutuel of \$7.20, it would erase the stigma of numbers and make us focus solely on the **symbol** that produced the most profit.

Dream on, Sartin. You're in enough trouble with the leaders of the mainstream as it is. Besides, mass produced computers don't offer keys with Greek letters. By the same token Aline Best suggested that I could put a STAR after each Tier or Corollary position. #1 gets 1 star, two, 2 stars, three, 3 stars and so on. She says, "After all, 3 stars is better than one star."

Which leads me back to **patterns**. Your patterns, not those of someone else. I have to use selections from the patterns of clients who regularly send me their filled out Wagering Decision Forms as an example. Yours might look entirely different.

These printouts are from a few of hundreds of Wagering Decision Forms sent to me by clients enjoying varying degrees of success. You should realize that each individual has a slightly different technique for contender/paceline selection and this fact tends to personalizes these readout. Your contender/paceline selection technique will personalize yours. All these records are AFTER HIDES. In most cases 20 races were not bet because some were PASSED. In one case an extremely cautious client only bet races in a 20 race cycle.

All patterns based on betting \$10 to win per horse. Total \$20 a race.

AFTER
HIDESSARTIN METHODOLOGY
ALL TRACKS. -- WAGERING DECISION FORM -- WIN K. MORRISON

	BOTTOM LINE-BETTING LINE TIERS					PRIMARY										SUPP IFRAC									
						BIEILCITIHIF										ISIEITITIEILIN									
						AIPPIPIITIEIW										IPINISIP									
	1	2	3	4	5	L	R	R	R							FX	N	I	T						
CON1																									
TA0122-10	36.80					7	1	4	1	2	2	1	3	1	1	1	1	1	4	1	1				
FG0122-10																									
GP0122- 8																									
FG0122- 7																									
GP0122- 6																									
NAZ																									
GP0122- 5	9.80					3	1	4	1	1	2	1	4	1	4	1	1	1	1	1	1	1	1	1	1
MY4																									
FG0122- 5		6.60				4	2	3	2	1	2	1	3	2	3	2	1	3	3	3					
MAUN																									
GP0122- 4			6.40			7	3	3	3	4	5	3	4	3	3	3	1	4	3	2					
LOTTA																									
FG0122- 4		5.60				4	2	3	2	2	1	2	3	2	1	2	1	2	2	1					
FG0122- 3																									
SENT																									
FG0122- 1	48.80					6	2	2	2	1	1	2	3	2	2	2	1	3	3	2					
HALS																									
GP0115-10						18	7	9	9	7	7	8	9	9	9	9	1	9	9	8					
CHARM																									
FG0115-10				21.80		8	5	1	5	5	1	5	3	5	3	5	1	5	5	4					
CHIEF																									
LR0115- 9			29.00			6	2	3	3	2	3	2	3	2	3	3	1	3	2	2					
TPILG																									
GP0115- 9						11	4	6	5	2	6	6	5	6	6	6	1	5	6	6					
ABAJO																									
FG0115- 9		5.00				5	2	4	2	3	4	1	3	2	3	2	1	2	3	2					
CASH																									
FG0115- 8				5.80		7	4	3	4	5	4	4	4	4	4	4	1	4	4	2					
FROST																									
LR0115- 7		5.00	(LOST)			7	5	1	4	1	1	2	5	2	2	4	1	5	2	2					
TENQU																									
FG0115- 7	11.00					3	2	2	2	2	1	1	1	1	1	2	1	1	1	1					
TFOUR																									
FG0115- 6	5.60					2	5	1	2	1	1	1	1	1	1	2	1	2	1	1					
TOT																									
WIN	3	2	1	1																					
TOT																									
MUT	57.60	53.80	29.00	21.80																					
AVE																									
MUT	19.20	26.90	29.00	21.80																					
AVE	4.3	6.5	6.0	8.0																					
RAI	4.3	6.5	6.0	8.0																					

WAGER - 280.00
 RETURN 786.00
 NET PROFIT \$506.00

This first is one of several from Ken Morrison who is very focused and wins consistently wagering on several tracks simultaneously. He is least proud of this first example because his **net profit** was only \$506. The "only" is his phrase. As you can see he lost 3 races, missed 5 races by hiding horses with odds too low. He passed 6 races.

NOW, two of his MOST profitable 20 race cycles:

① = BET AFTER HIDES

WAGERED - 13 RACES

PASSED - 7 RACES

MISSED - 8 RACES

WON - 5 RACES

1/10-30-89

1/11-6-89

KEN MERRISON

SARTIN METHODOLOGY
ALL TRACKS -- WAGERING DECISION FORM -- WIN

BOTTOM LINE-BETTING LINE TIERS						PRIMARY SUPP. TRACK										#				
	1	2	3	4	5	B	E	I	C	I	H	F	S	E	T	I	E	L	I	N
CAT4	B.C.																			
GP1106-10	CLASSIC		41.20																	
TANEE	B.C. JUVENILE																			
GP1106-8	B.C. FILLES-MARES TURF				62.60															
GP1106-7	MISSED																			
TART																				
GP1106-6	9.40 B.C. SPRINT																			
TSIL																				
GP1106-5	16.40 B.C. TURF MILE																			
GP1106-4	B.C. JUVENILE FILLES MISSED																			
AD1106-4	MISSED																			
GP1106-3	B.C. DISTANCE MISSED																			
AD1106-3	MISSED																			
CR1030-10	MISSED																			
HALL	PASSED																			
LA1030-9	2.60																			
AD1030-9																				
LA1030-8																				
AD1030-8																				
LA1030-7																				
TRIAL																				
CR1030-7	4.20																			
LA1030-6																				
TRING																				
LA1030-5																				
E23																				
CR1030-3																				
ENT																				
LA1030-1																				
TOT																				
WIN	(1)	1	2	1	1															
TOT																				
MUT	4.20	9.40	57.60	71.60	62.60															
AVE																				
MUT	4.20	5.40	28.80	71.60	62.60															
AVE																				
BAL	4.0	4.0	4.5	6.0	7.0															

WAGER - 260
RETURN - 1006
NET PROFIT \$746

WAGER - 260
RETURN - 1006
NET PROFIT \$746

After Hides SARTIN METHODOLOGY K. MORRISON
ALL TRACKS -- WAGERING DECISION FORM -- WIN

	BOTTOM LINE-BETTING LINE TIERS					PRIMARY				SUPP IFRAI			
	1	2	3	4	5	B	E	L	C	T	H	F	S
FG0129-10			MISSED										
NOBLE													
FG0129- 9			121.20			6	3	3	3	1	1	3	3
TBO													
FG0129- 8		35.20				6	2	3	3	2	3	2	3
SCALE													
FG0129- 7				18.80		6	2	4	2	4	4	4	4
FG0129- 5			MISSED										
TPERR			PASSED										
FG0129- 1			5.40			5	4	2	3	3	3	3	3
BIG													
TA0127-10	8.20					3	1	4	1	1	2	1	1
GP0127-10			MISSED										
TDES1													
TA0127- 9	7.20					3	1	2	2	1	2	1	2
CAT													
FG0127- 9			8.20			7	5	1	4	3	2	2	4
THEAR													
TA0127- 8		7.00				7	3	2	2	4	3	2	3
PROP			PASSED										
FG0127- 8		4.00				5	2	4	2	4	5	2	2
NORM													
TA0127- 7			LOST			12	5	6	7	5	6	7	5
ENEMY			PASSED										
GP0127- 7		6.00				8	3	3	2	1	1	2	4
ZARB													
FG0127- 6			23.20			8	1	5	3	4	5	3	4
HOLME													
FG0127- 5		7.00				7	3	3	2	3	3	2	3
DAN1													
TA0127- 3	7.20					2	2	1	1	4	1	1	1
THON													
FG0127- 3			LOST			16	5	1	7	9	9	7	3
RUN3													
FG0127- 2		7.80				5	1	6	1	3	6	1	2
SEEK													
TA0127- 1		24.00				4	2	4	2	3	3	2	2
TOT													
WIN	3	5	3	1									
TOT													
MUT	22.60	81.00	152.60	18.80									
AVE													
MUT	7.53	16.20	50.87	18.80									
AVE													
BAL	2.7	5.8	7.0	6.0									

WAGER - \$340.00

RETURN \$1375.00

NET PROFIT \$ 6035 ✓

3 MISSED for odds. 3 PASSED. 2 LOST. 13 BET. This time he wins 12 races in a 20 race cycle. His **net profit** is \$1,035. He goes to the BL/BL 4th Tier ONCE for an \$18 winner.

In the previous form he went to the 5th Tier for the FIRST time to win \$62.60 in the **Breeders' Cup Juvenile**. That also raised the average BALANCE of his winners to between 4 and 7. (More Turf Races).

Another reminder: His wagers were always \$20 a race, \$10 on each of his TWO win bets.

Let's look for a pattern which is more difficult to find in an superb Wagercapper who with 3 Passes is willing to MISS as many races as he did based on odds too low.

In just four 20 race cycle reports, here's a breakdown of his winners:

BL/BL TIER 1 = 11. TIER 2 = 11. TIER 3 = 7 TIER 4 = 4 TIER 5 = 1

AVE MUTUEL

TIER #1 = \$9.85

#2 = \$26.40

#3 = \$28.75

#4 = \$30.52

#5 = \$62.60 (ONE Horse)

I wonder how many of *you* have done this math???

When you consider how few winners were Tiers 4 and 5, we focus on the Top THREE Tiers and find that TIER 3 holds a slight edge. Tier 2 is close behind with Tier ONE producing the lowest figure.

These figures, along with hundred of similar reports from other clients demonstrate the POWER of Tier 3. In his case, a superior Wagercapper, Tier 2 was almost as good.

Astute handicappers, as well as those less skilled, find fewer overlays in Tier ONE. Only those who know how to pass and TRULY look for overlays will have a similar record in Tier 2. Tier 3 continues to be, regardless of individual skill, the best for overlays. Using the Validator this statistic is altered considerably and positively.

The highest paying overlays coming from Validator reports have an AVERAGE rank of 2.25 on the V/DC readout when used by itself.

Those who are still plagued with TOP TWO-Itis will fare **better** using the Validator. But they will still miss many good overlays if they cling to their old Top TWO concept.

Next, one report from someone who once had TOP TWO-Itis but has NOW changed and is doing very well after his inoculation. I show this from his previous period because it's such a good example:

SARTIN METHODOLOGY
BM -- WAGERING DECISION FORM -- WIN

	BOTTOM LINE-BETTING LINE RANKS					PRIMARY					SUPP					IFRAC					P				
						BIE:LCIT:HF					S:ETIT:EL:NA					P:N:SI:P:					S:				
	1	2	3	4	5	A:P:P:P:P	T:T:T:T:T	E:W:			P:N:SI:P:														
PROSP																									
1112 4			PASSED	5.60		6	2	5	5	4	5	5	3	5	5	5	5	3	5	5					1
HOEDO																									
1112 3	13.00					2	3	1	1	1	1	1	3	1	1	3	1	4	3	2					2
HOT H																									
1112 2		5.20	PASSED			9	3	4	2	4	3	3	5	3	3	4	5	5	5	5					3
10.20																									
1111 8			MISSED																						4
1111 7	4.60		MISSED																						5
APICO																									
1111 6		46.00				3	3	2	3	1	2	3	2	2	1	2	2	2	2	1					6
17.60																									
1104 7			MISSED																						7
100910			5.80																						
			MISSED																						8
1009 9		3.60	MISSED																						9
1009 4	5.00		MISSED																						10
TALK																									
1009 3		3.40	PASSED			6	5	1	2	5	1	5	1	4	3	3	3	2	2	2					11
SOMEW																									
1009 2		9.40	PASSED			5	1	5	2	1	2	1	5	3	4	1	1	1	2	4					12
1002 9	3.60		MISSED																						13
BIG J																									
1002 8	4.20		PASSED			6	3	2	1	1	1	2	4	1	1	2	2	3	2	3					14
1002 6			MISSED		6.20																				15
SLEW																									
1002 5		9.40				5	1	5	1	5	5	1	1	3	4	1	1	1	2	4					16
HAVAS																									
0929 4	7.80		PASSED			2	2	1	1	1	1	1	3	1	1	1	1	3	1	1					17
GONDO																									
0929 3			PASSED	7.40		9	1	6	5	6	6	6	4	6	6	5	5	4	5	5					18
			9.00																						
0929 2			MISSED																						19
HIGH																									
0929 1	10.20					2	1	1	1	1	1	1	1	1	1	1	1	1	1	1					20
TOT																									
WIN	2	2																							
TOT																									
MUT	23.20	55.40																							
AVE																									
MUT	11.60	27.70																							
AVE																									
BAL	2.0	4.0																							

Bet \$260
won \$393
Net Profit \$133

The problem that is so apparent in this report is that he was anxious about making bets from BL/BL TIER 3. So he PASSED 7 and MISSED (HID) 9, a total of 16, from that TIER alone. Many of the horses he passed or missed ended up paying quite well. He let Anxiety be his guide, yet still made a profit of \$133. Here's where Ken Morrison's word "only" can properly be applied. As you can see his profit came from TIER 2.

I'm delighted say that after this client purchased the Validator his records approached the proficiency of Morrison's. Close but not quite as good. Few, betting just \$10 a horse to win have ROI Profits that are as good as KEN'S. His very worst report in three years showed a profit of \$340. He was using Pace Launcher 4. In his best report he showed a profit of over \$1200.

Now let's view some reports from Doug Hoageson. He is still using the hand-entry form that doesn't move horses up one Tier when HIDING a low odds favorite. However, he had the good sense to wager on the \$31.40 horse in TIER 4. With computerized Wagering Decision Form that horse would be in TIER 3.

THIS REPORT CONTAINS ONLY
ACTUAL WINS. PASSES
AND LOSSES DURING THE
TWENTY WIN CYCLE
DOCUMENTED AT
BOTTOM

WIN

D.E. HOAGESON
OHIO

**PACE LAUNCHER - SYNTHESIS
WAGERING DECISION CHART**

RACE	#1 BL/BL		#2 BL/BL		#3 BL/BL		#4 BL/BL		Best P.C.	Best S.C.
	SSS	BAL	SSS	BAL	SSS	BAL	SSS	BAL		
WIN 1	\$				10.40	6			CPR	SPN TS
" 2	\$				29.80	4			TT HE	E
" 3	\$		10.80	3					EPR	SPN E
" 4	\$ 6.80	3							EPR CPR LPR FX	ALL
" 5	\$ 11.00	3							EPR CPR FW HE TT	SPN
" 6	\$		18.20	4					EPR CPR FX	FE TS
" 7	\$				9.00	8			LPR	SPN E
" 8	\$ 7.80	3							EPR CPR FW FX	SPN FX TS TPP
" 9	\$				22.00	6			TT	E
" 10	\$		8.00	5					TT	SPN
" 11	\$ 7.40	2							LPR CPR HE FX FW	ALL
" 12	\$				14.40	6			EPR	FX
" 13	\$						31.40	6	LPR FX	FX E TS TPP
" 14	\$ 25.00	3							CPR	SPN TS TPP
" 15	\$		14.00	5					LPR TT HE	E TPP
" 16	\$				22.00	6			EPR TT	TS
" 17	\$				21.40	5			HE	E
" 18	\$ 8.00	3							EPR CPR FW FX	SPN FX TS TPP
" 19	\$ 7.20	4							LPR AR FW	SPN E
" 20	\$ 8.00	5							EPR CPR FX	SPN FX TS TPP

SUMMARY

	#1 WINS	#2 WINS	#3 WINS	#4 WINS	ROI = 1.84
AVE. \$	10.15	12.75	18.43	31.40	
AVE. BAL.	3.25	4.25	5.85	6	

COMMENTS DURING THE ABOVE 20 WIN BETS THERE ARE 14 LOSSES AND 25 PASSES. (MOST LOSSES DUE TO LOW ODDS HIDE'S WINNING.)

NOT SHOWN

WIN

PACE LAUNCHER ~ SYNTHESIS WAGERING DECISION CHART

RACE	#1 BL/BL		#2 BL/BL		#3 BL/BL		#4 BL/BL		Best P.C.	Best S.C.
	SSS	BAL	SSS	BAL	SSS	BAL	SSS	BAL		
1	\$ 10.20	6							LPR HE FW	SPN
2	\$ 4.60	2	(PASS H10 2 HORSES)						ALL BUT TT	ALL
3	\$		(NOT IN COMPUTER - LOST)							
4	\$		10.40	3	(PASS - H10 2 HORSES)				EPR TT HE	TS TPP
5	\$		(PASS - 3 FTS)							
6	\$		(WINNER NOT IN COMPUTER - LOST)						FW	SPN FX TS
7	\$		8.60	4					FW	SPN FX TS TPP
8	\$		3.60	2	(H10 WINNER LOW ODDS)				TT HE	Z TPP
9	\$		6.60	3					EPR CPR TT FW FX	FX TS
10	\$		(PASS - 2 FTS)							1
11	\$				7.20	4			EPR CPR FX	SPN FX TS
12	\$		(LOST - NOT IN COMPUTER)							
13	\$		8.20	3					EPR CPR TT	TS
14	\$		5.60	3	LOST H10 WINNER				EPR CPR TT	TS
15	\$		(LOST)		10.80	5			EPR	TS
16	\$ 6.80	2							EPR LPR CPR HE FW FX	ALL #1
17	\$ 4.60	2	PASS		(2 LOW ODDS BLACK #1+3)				CPR FW FX	ALL #1
18	\$ 5		5.60	3	(PASS - LOW ODDS BLACK #1+2)				EPR FW FX	FX
19	\$ 11.00	4							CPR TT HE FW	SPN Z
20	\$		18.20	3					EPR TT	FX TS TPP

SUMMARY

TIERS

#1	#2	#3	#4	
AVE. \$ 9.33	10.40	7.20		8 WINS
AVE. BAL. 4.0	4.3	4		6 LOSSES
				6 PASSES
				20 RACES
				ROI = 1.37
COMMENTS IN REGRESSING, (WINS AND LOSSES) THE KEY MY WINNING WAS IMPROVEMENT IN VERY BASIC PACE LINE SELECTION				

WIN

PACE LAUNCHER - SYNTHESIS WAGERING DECISION CHART

ACE	#1 BL/BL		#2 BL/BL		#3 BL/BL		#4 BL/BL		Best P.C.	Best S.C.
	SSS	BAL.	SSS	BAL.	SSS	BAL.	SSS	BAL.		
1	\$ 3.80	3							LPR CPR FW FX	ALL BUS TS
2	\$ 12.60	5							LPR CPR AR FX (1)	ALL BUS Z (#1)
3	\$						11.00	7	FX (1)	FX (1)
4	\$ 8.00	2							ALL #1	ALL #1
5	\$						21.80	6	VRCUS LPR TT HE	ALL #4
6	\$ 7.40	2							EPR CAR FW FX (1)	FX TS TYN
7	\$		19.20	5					EPR CAR FX (1)	FX #1
8	\$		(NOT IN COMPUTER)							
9	\$		9.00	5	9.00	5			EPR #1	SPN FX FCAU
10	\$				7.80	3			EPR TT VRC.	TS TYP #1
11	\$		(NOT IN COMP)							
12	\$ 6.80	2							LPR CPR HE FW FX #1	ALL #1
13	\$				3.80	5			LPR TT HE (#1)	TPD #2
14	\$ 11.40	3							EPR CPR TTHK FW	SPN TX
15	\$ 7.00	2					30.80	6	LPR HR #2	Z (#2)
16	\$ 7.60	2							EPR CPR TTHK FX	SPN FX TS TYP
17	\$		(NOT IN COMPUTER (#5 BAL) #10 AT 1 3/4 ODDS)							
18	\$ 5.80	3							LPR TT HE FW FX	SPN FX Z #1
19	\$ 7.20	2							LPR CAR FW FX (#1)	ALL #1
20	\$ 8.00	3	8.00	3					EPR TT FW (#1)	ALL #2

SUMMARY

TIERS

	#1	#2	#3	#4	ROI = 2.18
AVE. \$	8.63	12.07	7.80	26.40	
AVE. BAL.	2.57	4.33	3.0	6.0	
COMMENTS ENERGY GENERATED AND W-W ANALYSIS HELPED ELIMINATE NON-CONTRIBUTORS					

His three reports show a high ROI of 2.18 and LOW of 1.37. His average ROI is 1.80. This means he makes a profit of 80 cents for every dollar he wagers, regardless of whether he wins or loses the race.

Unlike many others, his handicapping is so sharp his best average Mutuel, in two out of three reports, comes from BL/BL TIER 2.

When I see this, I know I'm dealing with a person who, Like Ken Morrison, has learned to enter viable contenders from predictive pacelines. In short, whatever handicapping is still necessary, he and Ken have mastered and are now focusing on being good Wagercappers.

Doug's use of the hand-entry forms instead of the better computerized version, is a tribute to his skills. He doesn't ask for the help that a number of others seek on a regular basis.

HANDICAPPING

that's STILL required....

Even though we now focus on WAGERCAPPING, modeling and profiling our vital readouts by their prospective payoff, there is still a small amount of handicapping required. We must recognize that **no** computer program, regardless of how powerful, can produce success for you unless you enter predictive pace lines from **viable contenders**.

For some this remains difficult. For others, who follow the directions I've repeated so often, the chore is semi-automatic. The greatest aids to those still having contender/paceline selection problems are the copies of readouts we offer in each issue of the Follow Up. One needs only to look at the lines selected for the bevy of longshots produced by Synthesis and especially, the Validator: Just look at the number under L. If that doesn't convince you, nothing will.

The greatest deterrent to success lies within human ego itself. Being a Contrarian myself, I find it ironic that it's necessary for me to caution people who look for ways to defy my instructions only because *they* want to be contrary. Or maybe they think they're more knowledgeable about what wins. Strange. If they were winning before, why did they join the Methodology? Also, if one is wealthy enough to afford this kind of ego, keep at it. There's a difference between being a Contrarian who revolts to make things better and one who does so just to be contrary and as a result not gain the full benefit of his/her Methodology tools.

The difference can be enunciated in two terms with vastly different meanings: CONTRARIAN and just plain STUBBORN RESISTANCE.

If this were a Methodology based on personal opinion or results gained by myself and not the majority of users, defying me would be a good thing to do. However, there is nothing in our instructions or programs that has not been tested for 25 years by persons with every degree of intellect, or even lack of it. Nothing is stolen or borrowed, Everything is based on fulfilling the winning needs as expressed by clients for over two decades.

I'm not in this for the money. I haven't taken a dime in salary since October of 1996. I make my living from past investments, Social Security and what I take home from off-site betting establishments. Phone betting from California has become more difficult since so many District Attorneys have cracked down on interstate wagering.

It may sound corny, but it's been true from the start. My only goal is to help people to help themselves to win at a profit!

This is often difficult because many who aspire to win in racing are just dreamers. They think they can escape from reality by "gambling." And they do gamble. Nothing is farther from the truth. This avocation requires anyone who wants to win more focus on *reality*. Don't just wallow in dreams, DO!

If you won't DO what's required by reality, make it a \$2 bet hobby.

Client Reports ~

More often than ever before clients are sending us reports of their success with Synthesis and the Validator. Some even come from happy users of Pace Launcher 4 and, very occasionally Pace Launcher 3.

The most gratifying reports come from those using the Validator. Perhaps that's because this is the first program for which we offer a FREE demo disk, complete with Odds on each horse and Result Charts. This makes it possible for the recipient to practice proper Contender and Paceline selection until he/she wins ALL the races (except one with nothing but first time starters on which, if you so choose, you can test your skills about pedigree, trainers and jockeys).

As I said, the program is FREE to all who have not yet purchased the Validator. Those who already have the Validator and want to hone their skills on a demo disk, can have it for \$6.00.

Now for some reports, this one directed to Aline Best who spent time with this client on our Tech Support Line: It was also in Vox Pop.

"Aline. I thought you might be interested in some of the Validator results that led to GREAT Exacta, Trifecta and Superfecta Payoffs."

John Burgeson

John's success with exotics is a credit to his use of the Validator. With most clients I have been very cool about their Exotic wagers because most have difficulty in understanding that the horse second most likely to win only Places 22% of the time. So, they end up with the Win and Show horse on Exactas. These persons also tend to refuse to BOX Three Horses for an Exacta and FOUR for a Trifecta.

Here are three races from John B's Validator Report:

PHA0222-10 8.3D \$10,000
BOTTOM LINE -- BETTING LINE

PNCNAME	LdNT	SR	PR	BAL	LS	TIE	ODDS	TRKDISTS	M/L	DAYS	AGE
10 QUAKE1✓	79	81	6	18.5			5-2	PHA 8.3D	6/1	30	5 P
12 CRANE1✓	77	79	7	14.8			7-2	PHA 8.0D	8/1	25	5W 10 ^w
1 WANDE1	1	79	81	6	13.3		4-1	PHA 8.3D	7/2	30	4 SCRATCHED
5 RISKY1✓	1	78	81	6	13.3 *		4-1	PHA 8.3D	8/1	30	6 S
2 FALLI2✓	1	79	81	6	12.8		9-2	PHA 8.3D	12/1	9	4
4 DIXIE2✓	76	83	11	9.8			6-1	PHA 9.0D	8/1	37	6 4TH

SYNTHESIS POWER RANKINGS AND FRACTALS

											PRIM										SUPP									
#	PNCNAME	LdNT	SR	B	L	T	PRIM		SUPP		FRACT			ESP		SCBL		E	L	C	T	H	F	F	S	F	Σ	T	T	
				A	S	O	LS	R	LS	R	E	L	N					P	P	P	T	E	W	X	P	X				
1	1 WANDE1	1	79	6	6	1	25	3	17	2	1	5	5	PRE	2.0	1	5	1	5	6	5	2	5	2	5	1	4			
2	2 FALLI2	1	79	6	5	3	26	4	16	3	2	4	4	S/P	2.0	3	4	3	4	5	4	3	3	3	4	3	3			
3	4 DIXIE2		76	11	1	8	30	5	28	5	6	6	6	E/P		2	6	6	1	3	6	6	6	6	6	5	5			
4	5 RISKY1	1	78	6	4	4	25	3	16	4	3	3	3	S/P	2.0	4	3	4	3	4	3	4	2	4	3	4	3			
5	10 QUAKE1		79	6	2	2	19	1	11	1	4	1	2	S/P	3.0	5	2	2	2	1	2	5	1	5	2	2	1			
6	12 CRANE1		77	7	3	5	22	2	14	4	5	2	1	LAT	8.0	6	1	5	6	2	1	1	4	1	1	6	2			

SCBL Calculated by Program to Conform to Today's Pace
FRACTALS WEIGHTED: E=Early L=Late N=Normal

THE VALIDATOR

PNCNAME	LdNT	TOT-R	TPV-R	TDC-R	V/DC-R
1 WANDE1	1	1	4	5	4 SCRATCHED
2 FALLI2	1	3	3	4	
5 RISKY1	1	4	3	3	2 S
10 QUAKE1		12	1	2	1 P
12 CRANE1		5	2	1	1 W

10TH PHA OK FEBRUARY 22, 2000 OFF 4:27 TIME 1:43 2/5
CLEAR TRACK: FAST

✓12 CRANE BEACH 119 MADRIGAL R JR. \$10.00 6.60 4.60
✓10 QUAKE CITY 112 PENA A 5.60 4.20
✓5 RISKY AGITATOR 119 ESPINDOLA M A 5.20

SCRATCHED: WANDERING WOLF ✓

\$2 EXACTA 12-10 PAID \$58.60
\$2 TRIFECTA 12-10-5 PAID \$475.20
\$2 SUPERFECTA 12-10-5-4 PAID \$1,141.00

The Track is PHILADELPHIA PARK. With WANDE scratched, **all** entrants move **up one** in the TOT (Total Energy) column. I marked this move in ink. This makes DIXIE, who was 4th in the race, FIFTH in Total Energy. That's important since John bet the SUPERFECTA that paid \$1,141.00. CRANE, the \$10 winner moves to 4th in T.E. So the Total Energy stats hold true again. The other Mutuels he won, Win, Exacta, Trifecta, are printed from the internet right below the Validator readouts.

John also employs the Early-Late Graph and the Incremental Pace Graph. In this 8.3 furlong race, the Win and Place horses are LATE. The Show horse is barely Early and the horse that moves to 4th when WANDE is scratched, is one Early.

Counter Energy *usually*, but *not always* produces the Place horse. Sometimes it's another in-the-money contender. Only your records can tell you, by distance and surface. With the scratch of WANDE, DIXIE moves to 4th and completes the SUPERFECTA: 1-2-3-4.

PHA0222-10 8.3D \$10,000

#	PNCNAME	Ld	N	T	LATE EARLY	TOT	R
1	1 WANDE1	1	6.8		---X--> <i>Scratched</i>	162.8	1
2	2 FALLI2	1	3.1		--->	162.7	3
3	4 DIXIE2		8.2		4 th ----->	161.2	6
4	5 RISKY1	1	0.4		S >	162.6	4
5	10 QUAKE1		-2.6		<P	162.7	2
6	12 CRANE1		-11.5		<---W-----	162.2	5
EX-L V-L M-L <E> M-E V-E EX-E							

INCREMENTAL MATCH-UP GRAPH

#	PNCNAME	L	1F	2F	3F+TOTAL PACE
1	1 WANDE1		<i>Scratched</i>	<i>Scratched</i>	<i>Scratched</i> (4)
2	2 FALLI2		2->	3->	3->
3	5 RISKY1		3->	2->	2->
4	10 QUAKE1		4->	1->	1->
5	12 CRANE1		5->	5->	1->

On the Incremental Matchup Graph the Winner and Place horse are Tied for 1st. The Show horse is 3rd. The 4th place finisher winds up 4th. This means that John is an extremely good Contender/Paceline selector. Just look, **please**, at his choice of lines. ALL 4 horses in the Superfecta came off the best of the last three. DIXIE and FALL from two back, the Win, Place and Show horse from just ONE BACK. What better lesson can I offer for following directions than John's total winning of \$1,684.80 in ONE race?

Now we go to TAMPA BAY DOWNS for a \$19 winner, \$98.20 Exacta and a \$368.60 Trifecta.

TAM0222-11 6.0D \$5,000
BOTTOM LINE -- BETTING LINE

PNCNAME	LdNT	SR	PR	BAL	LS	TIE	ODDS	TRKDIST	M/L	DAYS	AGE
10 MAJES1	✓	76	68	7	20.8		9-5	TAM 7.0D	8/1	9	7W
5 NOT A1	✓	74	76	5	19.8 *		2-1	TAM 6.0D	3/1	10	4P
4 GATE'1	✓	74	69	7	19.8 *		2-1	TAM 6.0D	5/1	21	6S
3 KATY 2	✓	72	73	7	14.0		7-2	TP 5.5D	20/1	14	54TT+
11 WICKE1	✓	71	74	7	11.5		5-1	TAM 5.5D	4/1	14	6
7 LINDA1	✓	69	69	9	10.5		5-1	TAM 7.0D	15/1	11	8

SYNTHESIS POWER RANKINGS AND FRACTALS

#	PNCNAME	LdNT	SR	PRIM				SUPP			FRACT					PRIM											
				B	L	T	LS	R	LS	R	E	L	N	ESP	SCBL	E	L	C	T	H	F	F	S	F	Σ	T	T
				A	S	O										P	P	P	T	E	W	X	P	X		S	P
				L	P	T										R	R	R					N				
1	3 KATY 2		72	7	1	6	25	3	19	4	4	4	2	PRE	7.0	6	1	4	4	2	6	2	4	2	4	5	4
2	4 GATE'1		74	7	2	3	20	2	14	3	3	2	1	E/P	3.0	4	2	2	3	1	3	5	3	5	1	3	2
3	5 NOT A1		74	5	5	1	20	2	9	1	2	1	3	EAR	1.0	3	5	3	1	3	2	3	2	3	2	1	1
4	7 LINDA1		69	9	6	4	30	5	28	6	5	6	6	EAR		2	6	6	2	4	4	6	6	6	6	4	6
5	10 MAJES1		76	7	3	2	16	4	13	2	2	3	5	EAR	1.0	1	4	1	2	3	1	4	1	4	3	2	3
6	11 WICKE1		71	7	4	5	29	4	22	5	1	5	4	E/P	6.0	5	3	5	5	5	5	1	5	1	5	6	5

SCBL Calculated by Program to Conform to Today's Pace
FRACTALS WEIGHTED: E=Early L=Late N=Normal

THE VALIDATOR

PNCNAME	LdNT	TOT-R	TPV-R	TDC-R	V/DC-R
4 GATE'1		3	3	1	1S
5 NOT A1		1	1	3	2P
7 LINDA1		4	5	5	4
10 MAJES1		2	1	2	1W
11 WICKE1		5	4	4	3

11TH TAM OK FEBRUARY 22, 2000 OFF 5:07 TIME 1:12 2/5

CLEAR TRACK: FAST

✓10 MAJESTIC BET 116 RODRIGUEZ P A \$19.40 6.60 4.20

✓5 NOT A GHOST 119 PEREZ R B 4.00 2.80

✓4 GATE'S GAL 122 HOUGHTON T D 3.40

SCRATCHED: DO NOT PASS GO L

\$2 EXACTA 10-5 PAID \$98.20

\$2 QUINELLA 5-10 PAID \$42.20

\$2 TRIFECTA 10-5-4 PAID \$368.60

The top three finishers were 1, 2 and tied for 2 on the PRIMARY LINE SCORE readout. They were 1,2,3 in TOT Energy and, except for KATY who didn't figure. They all came from ONE line back. John's 6 furlong records were dominated by EPR for WIN. The winner was #1, The place horse #3 and the Show Horse was again COUNTER ENERGY, #2 Late.

Again John demonstrates his proficiency at picking contenders and pacelines and his willingness to follow directions to the tee. For those outside the Methodology who criticize my BL/BL, note that according to the predictive power of our BL/BL, the winner MAJES should have been 9-5. It paid \$19.40. It seems that the object of the Value Boys' Line is to make the projected odds as close to final odds as possible.

That's not my objective. What we want is winners highly **overlaid** against our PROJECTED Line.

Here are John's E-L and Incremental Pace Graphs for this 6 furlong race where his records showed that EARLY dominated. It did.

INCREMENTAL MATCH-UP GRAPH

#	PNCNAME L	1F	2F	3F+TOTAL PACE
1	4 GATE'1	5->	4->	1->
2	5 NOT A1	4->	2->	2->
3	7 LINDA1	3->	1->	4->
4	10 MAJES1	2->	3->	1->
5	11 WICKE1	1->	5->	3->

#	PNCNAME Ld N T		LATE EARLY	TOT R
1	3 KATY 2	-1.8	<-	165.2 6
2	4 GATE'1	7.6	-----S----->	166.5 3
3	5 NOT A1	14.1	-----P----->	167.1 1
4	7 LINDA1	18.3	----->	166.0 4
5	10 MAJES1	15.8	-----W----->	166.8 2
6	11 WICKE1	5.5	----->	165.2 5
EX-L V-L M-L <E> M-E V-E EX-E				

Finally we go to GULFSTREAM for a 9 furlong Turf race. We discover that CHIEF is a late SCRATCH. This moves the others up a rank as I note in TOT (Total Energy). GENER, the Place horse is now 2nd and RUMSO, the winner moves to 4th in TE. The Show horse, as is so often true, is NUMBER ONE.

GP0304-11 9.0T \$37,000
BOTTOM LINE -- BETTING LINE

PNCNAME	LdNT	SR	PR	BAL	LS	TIE	ODDS	TRKDIST	M/L	DAYS	AGE
8 GENER1	1	90	83	5	23.8		(EVEN	GP 8.5T	4/1	12	3P
11 PAY R1		89	83	6	20.5		9-5	GP 8.5T	3/1	16	3S
13 CHIEF1	1	89	83	6	18.5		5-2	GP 8.5T	5/1	12	3
7 RUMSO2		84	83	7	15.3	*	7-2	GP 8.5T	10/1	21	3W
1 PRINC1		82	83	6	15.3	*	7-2	GP 9.0T	6/1	38	3

SYNTHESIS POWER RANKINGS AND FRACTALS

			SR	B L P	L A S T	PRIM				SUPP				FRACT					PRIM												SUPP			
#	PNCNAME	LdNT				LS	R	LS	R	LS	R	E	L	N	ESP	SCBL	E P R	L P R	C P T	T H	F W	F X	S P N	F X	Z	T S	T P P							
1	1	PRINC1	82	6	3	4	26	4	23	5	5	4	3	LAT	4.0	5	3	5	1	2	5	5	5	5	5	3								
2	7	RUMSO2	84	7	5	5	26	4	20	4	4	5	4	LAT	2.0	4	2	4	4	4	4	4	4	4	4	4								
3	8	GENER1	1	90	5	1	3	12	1	6	1	2	1	1	LAT	1.0	3	1	1	3	1	1	2	1	2	1								
4	11	PAY R1	89	5	2	1	19	2	11	2	3	3	3	LAT		2	4	3	2	3	2	3	2	3	1									
5	13	CHIEF1	1	89	5	4	2	22	3	11	3	1	2	2	LAT		1	5	2	5	5	3	1	3	1									

SCBL Calculated by Program to Conform to Today's Pace
FRACTALS WEIGHTED: E=Early L=Late N=Normal

THE VALIDATOR

PNCNAME	LdNT	TOT-R	TPV-R	TDC-R	V/DC-R
1 PRINC1		4	4	5	4
7 RUMSO2		5	3	4	(2)3W
8 GENER1	1	3	1	1	1P
11 PAY R1		1	2	3	2S
13 CHIEF1	1	2	2	2	2

11TH GPX OK MARCH 4, 2000 OFF 5:50 TIME 1:49 4/5

CLEAR TRACK: FIRM

7 RUMSONONRIVER 119 FERRER J C*24.80 10.80 6.20

8 GENERAL GRANT 119 PITTY C D*11.00 6.00

11 PAY RANSOM 119 DAVIS R G 4.80

(SCRATCHED: CHIEF'S HOGAN) CUTTER AND BUCK

\$2 EXACTA 7-8 PAID \$174.40

\$2 TRIFECTA 7-8-11 PAID \$750.60

Interesting to note that the winner, RUMSO is 7-2 on our Projected Line but pays \$24.80. Even more to my liking is the fact that the Place horse, GENER, pays \$11.00 for coming in second. He is EVEN on OUR BL/BL projection. So John gets \$24.80 and \$11.00 for his Win-Place bets. The Exacta pays \$174.40 and the Trifecta \$750.60. You'll see that the winner ranked 3rd on V/DC, but would have ranked 2nd had CHIEF been HIDDEN. John just didn't care. He's used to big OVERLAYS being ranked 3rd. It also became 3rd on BL/BL, another indicator that V/DC, after HIDES, is a little more predictive than BL/BL alone.

Being a TURF race, naturally all the contenders run LATE on the E-L Graph. Scratching CHIEF, the winner is tied for 2nd on the Incremental Pace Matchup Graph.

INCREMENTAL MATCH-UP GRAPH

#	PNCNAME	L	1F	2F	3F+TOTAL PACE
1	1	PRINC1	5->	2->	4->
2	7	RUMSO2	3->	3->	3-> <i>Now TIEP for 2</i>
3	8	GENER1	2->	4->	(1->)
4	11	PAY R1	4->	1->	(2->)
5	13	CHIEF1	1->	5->	2->

Scr

W
P
S

#	PNCNAME	Ld	N	T	LATE EARLY (TURF)	TOT	R
1	1	PRINC1			-31.4	165.1	4
2	7	RUMSO2			-29.9	165.0	5
3	8	GENER1	1		-26.9	165.7	3
4	11	PAY R1			-23.2	166.6	1
5	13	CHIEF1	1		-21.2	165.7	2

Scr

EX-L V-L M-L <E> M-E V-E EX-E

John's take for this race based only on minimum bets, not the \$10 per horse as recommended, is: \$960.80. I have no idea how much he actually bet, so his profit may have been much greater. If this were a church, John and a number others with similar success, would have to Tithe.

John sent this from BRIS. They're flattering me by importuning our ESP. Actually the terms was coined by John Banks Rhine at Duke University in the 1930's. Then it stood for Extra Sensory Perception. With us is Early, Presser, Sustained. I then threw in EP for Early Presser. I even included a SP (Sustained Presser). One would think that a big outfit like BRIS would have a little more imagination.

Nice thing about TrackMaster, they plug my stuff but never importune.

Ultimate PP's w/Track Bias and Summary

Tampa Bay Downs - Cn4000 4p FRI Tuesday, February 22, 2000 Race 11

Track Bias Stats

* MEET Totals * DIRT 6.0f # Races: 129 % Wire: 32% Runstyle:				* WEEK Totals * DIRT 6.0f # Races: 11 % Wire: 27% Runstyle:			
Speed Bias: 62% 12/18 - 02/18		WnrAvgBL 1stCall: 2.3 2ndCall: 1.7		Speed Bias: 55% 02/12 - 02/18		WnrAvgBL 1stCall: 2.4 2ndCall: 2.3	
Early E	Speed E/P	Late P	Speed S	Early E	Speed E/P	Late P	Speed S
✓	✓	✓	✓	✓	✓	✓	✓

Philadelphia Park - Cn15000 170 4p Tuesday, February 22, 2000 Race 10

Track Bias Stats

* MEET Totals * DIRT 8.3f # Races: 136 % Wire: 16% Runstyle:				* WEEK Totals * DIRT 8.3f # Races: 7 % Wire: 14% Runstyle:			
Speed Bias: 46% 08/28 - 02/15		WnrAvgBL 1stCall: 3.3 2ndCall: 1.5		Speed Bias: 29% 02/11 - 02/15		WnrAvgBL 1stCall: 4.8 2ndCall: 2.7	
Early E	Speed E/P	Late P	Speed S	Early E	Speed E/P	Late P	Speed S
✓	✓	✓	✓	✓	✓	✓	✓

Ultimate PP's w/Track Bias and Summary

Gulfstream Park - AWC37000 1% (T) 3p Saturday, March 04, 2000 Race 11

Track Bias Stats

* MEET Totals * TURF 9.0f # Races: 21 % Wire: 14% Runstyle:				* WEEK Totals * TURF 9.0f # Races: 2 % Wire: 50% Runstyle:			
Speed Bias: 48% 01/03 - 03/01		WnrAvgBL 1stCall: 4.1 2ndCall: 2.5		Speed Bias: 50% 02/24 - 03/01		WnrAvgBL 1stCall: 6.7 2ndCall: 0.6	
Early E	Speed E/P	Late P	Speed S	Early E	Speed E/P	Late P	Speed S
✓	✓	✓	✓	✓	✓	✓	✓

Missing something?

- Issue #59 ~ Introducing Pace Launcher with new Pace Line Selection Guidelines
- Issue #60 ~ The Era of the Corollary with Sartin Glossary of terminology
- Issue #61 ~ Value Wagering and advanced Pace Launcher corollaries, Pace Launcher 4
- Issue #62 ~ Step by Step instructions given in detail for a full 9 race card
- Issue #63 ~ Answers given to ALL problems encountered prior to this issue
- Issue #64 and # 65 ~ Both issues are dedicated to helping you make profitable Decisions
- Issue #66 ~ Introduction and explanation of Synthesis
- Issue #67 ~ Benefits unique to the TrackMaster download and Money Management
- Issue #68, #69 and # 70 ~ Exploring TODAY'S realities in Handicapping Success and how they differ from the past.
- Issue #71, #72 and #73 ~ An objective testing of our Bottom Line/Betting Line with real money by Mark Cramer.
- Issue 74 ~ First of the Cracking the Corollary Code series, Art & Science of Passing Races
- Issue 75 ~ WAGERCAPPING issue
- Issue 76 ~ WAGERCAPPING pt 2 - Diagnostics, Prognosis & Treatment
- Issue 77 ~ THE VALIDATOR includes the White Paper by Dr. Sartin
- Issue 78 ~ 1999 Holiday Issue - More on the Validator
- Issue 79 ~ Y2K = More Profit! 20 articles on Passing, Best Horse Theory, Myths, and more on the Validator

■ ■ ■ Back Issues of the Follow Up are \$12.50 each ~ CA Residents: \$13.47 includes tax ■ ■ ■

COGNITION

INFORMATION VS. SUCCESS

I've published two articles on this subject. Both were from highly reputable sources and demonstrated that the more **handicapping information** one had, the chances for handicapping success became less. Both of these studies showed that level of confidence rose as the amount of information increased. However, as confidence rose the level of success diminished proportionately.

What has surprised me is the lack of client response to these two articles which were only the tip of the iceberg of studies done on the subject by Cognitive psychologists and other researchers.

ISBN 0-465-01194-2

> \$24.95



Anthony J. Sanford

This superb new book is largely psychological, but it is perhaps the first comprehensive introduction to cognitive psychology that is set squarely within the broader cognitive science framework.

Cognition and Cognitive Psychology goes beyond most other books on cognitive psychology in placing considerable emphasis on research based on attempts to simulate human cognition through computer programs. The main areas covered include perception, memory, language, and thinking. Written by a distinguished psychologist, in a lively and accessible style, this book is at once a basic text and an excellent overview.

The data in these articles has been reproduced many times over in a wealth of studies using horse race bettors as subjects. Why, you may ask does so much research focus on those who handicap and bet on the horses? The reason is that ours is a stochastic event, meaning it's governed by *variables*. As such there are, and can be **no steadfast rules, no absolutes, no givens**. The only way an aspiring handicapper can be consistently successful is to learn, or have some one learn *for* them, which are the viable variables.

Dreman Value Stock Report

CONTRARIAN STRATEGIES FOR OUTPERFORMING THE MARKET

Published by FORBES MAGAZINE and DREMAN VALUE MANAGEMENT LLC

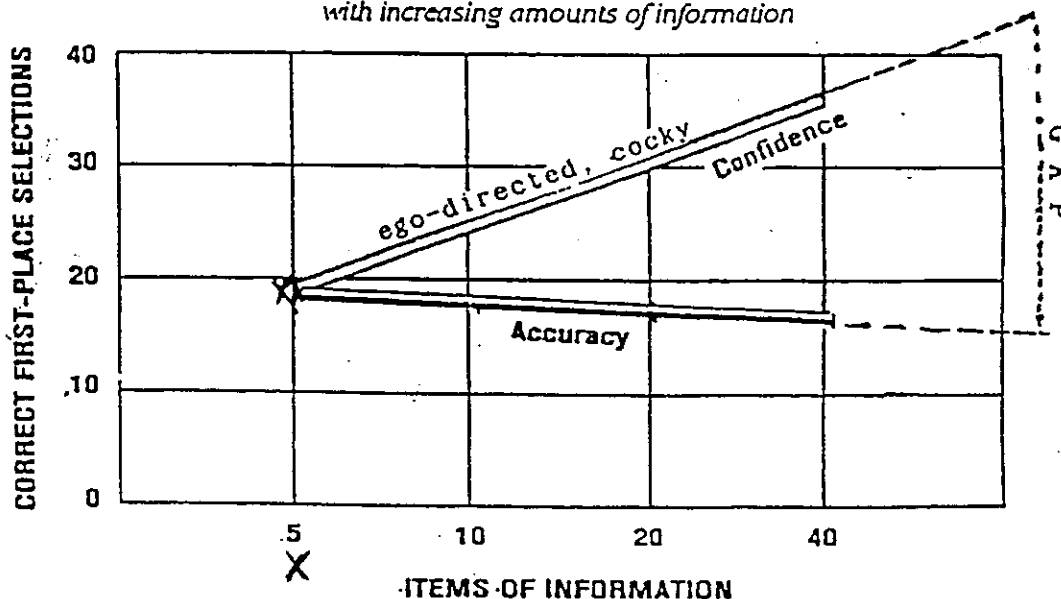
THE INFORMATION PARADOX

There is a tremendous demand among investors for incremental information on stocks. Every scrap, every fact, and every rumor is devoured eagerly. Investors believe that the increased dosage of information gives them a shot at "the big money." Would that it were so straightforward. Paradoxically, what might seem like an information "edge" may not help you. A large number of studies show rather conclusively that giving an expert more information doesn't do much to improve his judgment.

Interestingly, the finding seems universal — no improvement with more information. The same results were obtained using track handicappers. Eight veterans of the racing form were progressively given 5 to 40 pieces of the information they considered important in picking winners. As the nearby table shows, their confidence rose directly with the amount of information, but the numbers of winners, alas, did not.

BAD NEWS FOR HANDICAPPERS

Average changes in confidence and accuracy
with increasing amounts of information



The Age of Information Overload

I thought I'd send you a copy of this article which appeared in the June 28 issue of *U.S. News and World Report* magazine. It is actually an "article within an article." In this issue, the magazine did a major story on retirement. But within the article they referred to "A study of horse-race handicappers done by Paul Slovic, a professor of psychology at the University of Oregon." In the study:

Slovic asked 17 handicappers to predict the outcome of races already run. Slovic doled out information about the horses a little at a time, each time asking the handicappers to predict the winner and to note their confidence in the predictions. He found that as the amount of information increased, confidence increased, but the accuracy of the predictions did not. Maybe what they are saying here is the more information you receive, the more confusing the situation becomes.

There are several hundred variables in handicapping as documented in the works of Tom Ainslie, who is the first to grant that many of these variables totally contradict each other and many are *not* any longer valid if one seeks profit instead of favorites. Hence, there is no way to incorporate them all into a handicapping computer program. In truth, there never was, which is why we spent so much time (years) to ultimately determine the *viable variables* (the Validator).

Yet, anyone subscribing to age old mainstream dictums will try to utilize as many maxims about the use of multiple variables as humanly possible in his/her selection and wagering process. Computer programs, using Result Charts will try to make programs thusly. They must believe that Result Chart data is what produces winners. Dr. Bill Quirin learned differently. Result Chart IV's (Impact Values) are virtually meaningless.

These individuals make no attempt to isolate the viable variables that win, since in so doing they would be going against the purveyors of mass information. Since these purveyors represent the establishment, it seldom even occurs to most horsePLAYERS to question their authenticity or Value for making profit.

The only truly viable variables cannot be isolated from Result Charts. They come from the analysis of appropriately predictive Past Performance Running Line (pacelines) of the true contenders in a race. The matchup seen in Result Charts is after the fact and seldom even

approximates the matchup created by Past Performance Lines.

Hence, any data perceived from Result Charts is NOT VALID!

I suppose it was Socrates in ancient Greece who is credited with first formally introducing the idea that all persons should think for themselves; weigh all accepted dogma based on logic and truth. He opposed the grandiose plans of Pericles that ultimately destroyed the Empire of Athens and then Athens itself. Over half the population of Athens succumbed to burning, disease and starvation, the blame was ascribed to Socrates for going against a way of life that demanded total acquiescence to authority figures and nonexistent gods. Execution in the time of ancient Greece was via a cup of Hemlock.

Socrates, the Iconoclast, took his and died.

He became a martyr. This began a new age for ancient Greece. Instead of sending out troops and navies, they dispensed knowledge and the concept of free thought to the then known world. They became the crucible of Contrarianism, including Plato and Aristotle.

If the abundance of contrarian *fact*, especially the totally reversed relationship between information and success were published in the Daily Racing Form, and *believed by its readers*, sales would decline and most "How To" books on handicapping would gather dust. *American Turf Monthly* and *Horseplayer Magazine* would go out of business. Not to mention handicapping services, tout sheets etc.

I must stress the term "if believed." There's little chance of that. Like Carthage, whose forces destroyed Pericles' dreams of total Empire, the handicapping mainstream is too powerfully armed to be seriously wounded by the forces of truth and reality. This is good news for most of us. Mainstreamers are taught not to even bother trying to handicap most of the of races that produce those long-shots we get using Synthesis and/or the Validator.

Yet we still have clients who misuse these programs and the power of the TrackMaster download. They use the download but insist on not accepting the proper screen: the one where all lines are equalized, normalized and adjusted. They say they are "purists" and want to make their own adjustments, despite the fact that we spent 18 months in concert with the engineers at TrackMaster to perfect the proper screen. It's not that I object to their desire to do it for themselves, that's an admirable aspiration. What appalls me is that they call it **purist** but do not win with even a modicum of consistency. It's called 'stubborn resistance' and is harder to cure than alcoholism or narcotics addiction. All three are stupid. They need to replace their addiction to so-called Purism to the habit of winning (Follow Up #79).

I'm also surprised when clients who have sworn loyalty and devotion to the power of the programs suddenly pop up with questions about Early horses, wire-to-wire contenders, being close at the 2nd Call or Median Energy, or what they think is the Match Up. The current programs, Synthesis and especially the Validator, contend with all these factors within the program algorithms.

My reply to such questions is **why** go back and try being a classic Handicapper? You lost when you tried. You last reported to me that you were WINNING with your advanced Methodology Program. Those in law enforcement or the healing arts & sciences know this phenomenon as "recidivism," which is nothing more than backsliding into old, negative habits. The act of WINNING itself is the best cure for recidivism (Sisyphus). Ye there are always those thinking they can fix it to work better for them even if it ain't broke.

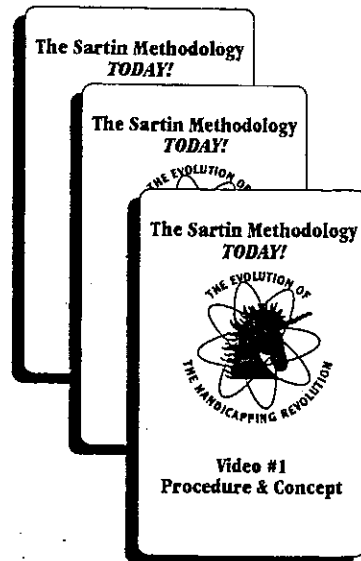
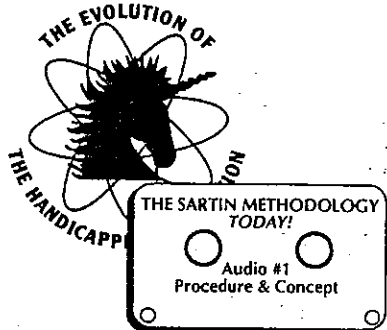
The human belief system is a strange and sometimes wondrous thing. We often do not believe something that is virtually staring us right in the face. We accept old concepts as fact even when proven totally erroneous or completely archaic. Things that are deeply ingrained in the depths of the mind become like unreasonable prejudices; the same kind that makes Catholics and Protestants, Jews, Muslims, Black people and Whites HATE and even KILL each other with NO logical, sane or cognitive reason.

Today, more and more psychotherapists are using Cognitive therapy to cure most mental-emotional disorders including, along with proper medication, depression, and bi-polar disorders.

The aspiring Handicapper/Wagercapper cannot escape the lessons of history even if ours is an esoteric avocation. Within our ranks lie every human strength and weakness. Every chance for success or failure. For both success and failure, we must look not to our stars, but to OURSELVES.

Sartin Methodology Videos & Audios...

Official
Sartin Methodology
TODAY
Workbook for Video/Audio



Got the tapes and workbooks. Just want to tell you how great they are. Doc has done a first class job on these. If more people would take the time to study these ... I believe problems would drop drastically!
D.W., Nebraska

Was just doing so-so until I watched your video tapes. Turns out I didn't understand the REALITY as it is today until I watched the tapes. Now I'm really doing great....
G.F. Colorado

3 Videos Set ~ \$99.00
5 Audios Set ~ \$60.00
Includes 3 workbooks

CA Residents add 7.75% for tax!

Audio tapes are sound portion of videos. The same information is contained in both.

....thank you for Video Tape #3. The best thing I've ever been exposed to. C.D. Minnesota

Self Made Adjustments, The Stubborn EGO & The Desire for More (MIS)Information

When Tom Ainslie started using our programs and accepted as fact that adding *personal* adjustments was no longer necessary, it opened the door to a whole new world for aspiring handicappers. Here is the man who wrote the books; the only literate works that covered every aspect of handicapping at the time. He did not write from the perspective of his own ego. There were no example races of "How I DO IT," the kind of things that fill the works of almost all writers who followed him.

Tom's acceptance of my no manual adjustment thesis is more important than the fact that I make none. I created the formulae for all the programs and know precisely what they do internally, especially with the TrackMaster download. Tom started from scratch.

Ainslie also said that "Handicapping, by popular definition, is no longer necessary with our programs" Here are his exact words.

With SYNTHESIS, Howard has kept his promise to be at least a decade ahead of the rest. This program makes "Handicapping", by its classical definition, unnecessary. It does all the handicapping for you. This should pose a threat to my status as a handicapping Dean and to all others claiming handicapping expertise. For me it does not. In my 1960's and later works I prophesied that someday, someone using a computer would achieve the ultimate procedure: one that would produce a consistent flow of winners paying profitable mutuels. With SYNTHESIS, Sartin has fulfilled my prophecy. He has made Handicapping, by popular definition, unnecessary."

Tom Ainslie

He speaks here of Synthesis which was our prime program when he wrote the statement. The Validator is an outgrowth of Synthesis and, except for those who relish complex analysis, is a superior program.

And yet we still have a few - very few - clients who think they know more than Ainslie, the recognized Dean of all Handicappers. They like to brag about their years of experience and their "inside" knowledge about making "proper adjustments" for anything and everything.

One client called the other day and said that our Extraction formula, Sprint from Route, needed improvement. He cited a particular race at Santa Anita that we had done and won. The extracted horse paid \$15.80 to win. BEFORE hiding the 2:3-1 \$(6.60) favorite, it ranked third on V/DC the only truly essential readout on the Validator.

After the HIDE it ranked 2nd.

Here is the race:

SA0129- 2 6.5D \$26,000
BOTTOM LINE -- BETTING LINE

PNCNAME	LdNT	SR	82 PR	BAL	LS	TIE	ODDS	TRKDISTS	M/L	DAYS	AGE
7 BEN S1		87	83	5	22.5		EVEN	HOL 6.5D	4/1	77	4
1 STERN1x		85	84	7	19.8		2-1	SA 8.0D	5/1	30	4
3 SUBTL3		85	80	6	19.3		2-1	HOL 6.0D	7/2	27	4
4 MCADA3x		81	82	6	17.3		5-2	SA 8.0D	5/1	30	4
6 PRIMA2		79	82	6	13.5		4-1	HOL 6.0D	5/1	216	4

SYNTHESIS POWER RANKINGS AND FRACTALS

#	PNCNAME	LdNT	SR	B		L		T		PRIM		SUPP		FRACT			ESP	SCBL	PRIM										SUPP																																																																																																																																																																																																																																																																																																																																																																																																																																																																																																																																																																																																																										
				A	S	O	LS	R	LS	R	E	L	N	P	P	P			T	H	F	W	X	S	P	X	Z	T	S	P	X	Z	T	S	P	X	Z	T	S	P	X	Z	T	S	P	X	Z	T	S	P	X	Z	T	S	P	X	Z	T	S	P	X	Z	T	S	P	X	Z	T	S	P	X	Z	T	S	P	X	Z	T	S	P	X	Z	T	S	P	X	Z	T	S	P	X	Z	T	S	P	X	Z	T	S	P	X	Z	T	S	P	X	Z	T	S	P	X	Z	T	S	P	X	Z	T	S	P	X	Z	T	S	P	X	Z	T	S	P	X	Z	T	S	P	X	Z	T	S	P	X	Z	T	S	P	X	Z	T	S	P	X	Z	T	S	P	X	Z	T	S	P	X	Z	T	S	P	X	Z	T	S	P	X	Z	T	S	P	X	Z	T	S	P	X	Z	T	S	P	X	Z	T	S	P	X	Z	T	S	P	X	Z	T	S	P	X	Z	T	S	P	X	Z	T	S	P	X	Z	T	S	P	X	Z	T	S	P	X	Z	T	S	P	X	Z	T	S	P	X	Z	T	S	P	X	Z	T	S	P	X	Z	T	S	P	X	Z	T	S	P	X	Z	T	S	P	X	Z	T	S	P	X	Z	T	S	P	X	Z	T	S	P	X	Z	T	S	P	X	Z	T	S	P	X	Z	T	S	P	X	Z	T	S	P	X	Z	T	S	P	X	Z	T	S	P	X	Z	T	S	P	X	Z	T	S	P	X	Z	T	S	P	X	Z	T	S	P	X	Z	T	S	P	X	Z	T	S	P	X	Z	T	S	P	X	Z	T	S	P	X	Z	T	S	P	X	Z	T	S	P	X	Z	T	S	P	X	Z	T	S	P	X	Z	T	S	P	X	Z	T	S	P	X	Z	T	S	P	X	Z	T	S	P	X	Z	T	S	P	X	Z	T	S	P	X	Z	T	S	P	X	Z	T	S	P	X	Z	T	S	P	X	Z	T	S	P	X	Z	T	S	P	X	Z	T	S	P	X	Z	T	S	P	X	Z	T	S	P	X	Z	T	S	P	X	Z	T	S	P	X	Z	T	S	P	X	Z	T	S	P	X	Z	T	S	P	X	Z	T	S	P	X	Z	T	S	P	X	Z	T	S	P	X	Z	T	S	P	X	Z	T	S	P	X	Z	T	S	P	X	Z	T	S	P	X	Z	T	S	P	X	Z	T	S	P	X	Z	T	S	P	X	Z	T	S	P	X	Z	T	S	P	X	Z	T	S	P	X	Z	T	S	P	X	Z	T	S	P	X	Z	T	S	P	X	Z	T	S	P	X	Z	T	S	P	X	Z	T	S	P	X	Z	T	S	P	X	Z	T	S	P	X	Z	T	S	P	X	Z	T	S	P	X	Z	T	S	P	X	Z	T	S	P	X	Z	T	S	P	X	Z	T	S	P	X	Z	T	S	P	X	Z	T	S	P	X	Z	T	S	P	X	Z	T	S	P	X	Z	T	S	P	X	Z	T	S	P	X	Z	T	S	P	X	Z	T	S	P	

SCBL Calculated by Program to Conform to Today's Race
FRACTALS WEIGHTED: E=Early L=Late N=Normal

THE VALIDATOR

PNCNAME LdNT	TOT-R	TPV-R	TDC-R	V/DC-R
1 STERN1x	2	2	3	2
3 SUBTL3	3	2	4	3
4 MCADA3x	5	4	2	2
6 PRIMA2	4	4	5	4
7 BEN S1	1	1	1	1

W
S
P

2 MCL 4+ \$26,000 6.5D FT Clear PFT=116.1 PR=82 TV=10

1-STERN WINTER	15.80	8.00	4.80
6-PRIMARY ACTION		7.60	4.60
4-MCADAM			3.60

SCRATCHED (NONE)

Exacta	1-6	80.20
Quinella	1-6	61.80
Trifecta	1-6-4	318.90

I can't count the number of times I've written in the Follow Up about HIDING horses with payoffs too low to bet and that a THIRD ranked double digit winner was an automatic bet. But after hides when a \$15+ winner ranks 2nd on the Validator, who could possibly fail to bet it? ONLY if this client messed with the running lines or tried in some other way to alter the simple directions for using the program, could he get it other than we did. Following directions, as opposed to personal ego, it would rank 2nd! **Period!**

After I sent a copy of the readouts to the man in question he was most graciously apologetic, saying he sent me the wrong race. Yet the principle remains. Our Projections and Extractions are as good as it gets. No Projection is always going to work. If a sprinter cannot go the distance, its **potential** is meaningless. It's always a gamble because, unless the horse has a previous record of successful routes, projecting depends on a horse doing something it has not previously done. Extracting is *less* of a gamble. However, Xtracting Routers not having 6 furlong times within 3 fifths of the fastest Sprinters in the race, is an exercise in futility.

I could care less when clients think they're smarter than I am. I care a little when their ego dictates they know more than Ainslie. In the long run they're hurting themselves. However, if they're deriving more pleasure by deviating from reality because of ego projection than they would get from consistent profits, bless them. They have a right to their personal pleasure. I just hope they can afford it financially.

Those who still enter from the Daily Racing Form now need to enter 3 year best times from only the track at which they most often bet. **However**, if that track does not run races at all distances, such as a mile 40 and 70 yards, or any other distance, and you wager at tracks that do, you must look up the 3 year best for the odd distances at those tracks. If their Past Performances are in the DRF, those times are printed under the heading 3 Year Best. At the bottom of your computer screen there's a notation: Race from **1. (Track you're using) 2. Other**. If you hit OTHER, insert the 3 year best at the distance used for that track. Too many users are failing to consult the bottom part of each screen on their current Methodology programs. That failure includes *not* looking at the full download screen from TrackMaster.

I've never tried to talk anyone out of using the DRF instead of downloading from TrackMaster. Still, our most successful clients, those whose letters appear in Vox Populi, all download from TrackMaster using either Pace Launcher 4, Synthesis or the Validator. That's a simple but incontrovertible fact.

There are clients who did well using the DRF. But, after they started downloading they still bought a Racing Form. That's fine. I do too when I go to an off-site betting center. But these few try to match the RAW DRF pacelines with *our* TrackMaster lines (we worked with TrackMaster for 18 months to make them fully Equalized, Normalized and Adjusted).

NO WAY! (take note G.G), THEY DO NOT MATCH. The TrackMaster lines are superior. Stop fighting reality and use your download as instructed!

Speaking of TrackMaster, Ellis Starr used one of our programs in his presentation at EXPO 2000. That showed the kind of courage and integrity that separates Ellis from the rest of the mainstream. After being featured at three Expos in a row, I was not invited this year. The power structure of EXPO felt I would be a disturbing factor, an embarrassment. Why? Many who were invited had pirated my earlier material shamelessly. The hosts resent the fact that I make no bones about deviating from the mainstream norm. Can't have that. Ellis knew this but still demonstrated one of our programs anyway. Good man. Speaking of one of the Expo hosts, The Daily Racing Form's nominal owner and Editor In Chief, Steve Crist, was interviewed recently in *Horseplayer Magazine*. Here is a quote from one of his statements:

There are things in the Form I think are silly. The speed rating and track variant are stupid, but I'm not going to pull them out, because there are maybe 10,000 people who like it.

What an inane statement. The kind one might expect from Crist. The man must not be even remotely aware of the kind of research that others have been doing to determine the facts. This statement flies directly in the face of those facts as I, and other Methodology testers, have determined them since 1975 in the Eastern Edition and 1982 in the West and Midwestern. These facts were confirmed, possibly with some reluctance, by SPORTSTAT, the nation's leading horse racing research firm. I've published them all in the Follow Up before. For the benefit of newcomers and those needing a refresher here again are the bare bones of that SPORTSTAT study.

The fact remains that the Beyer Numbers, for which Crist pays a substantial royalty, produce

a 10 to 17% loss at odds that are far less than those using the Best of Last 3 DRF Speed Rating plus Daily Variant. Without even following our guidelines to use the best of last three comparable, the DRF SR+DV produces only a negative ROI of .04. If the Form is in financial trouble, I suggest that it is obviously unwise for them to be paying a royalty for numbers that are far less predictive than what they had all the time.

Daily Racing Form Speed Ratings + Track Variant

Best Figure of Last Three Starts

Tracks	Num	Avg Odds	Exp. W%	Act W%	Act P%	Act S%	Win ROI
Hol	232	↘ 9.01	18.83	23.71	39.22	50.86	↘ -0.04
Others	826	↘ 6.60	19.72	21.31	36.80	49.64	↘ -0.04

Beyer Speed Ratings

Daily Racing Form
10 Lake Drive, Hightstown, NJ 08520 (800) 456-3676

Best Figure of Last Three Starts

Tracks	Num	Avg Odds	Exp. W%	Act W%	Act P%	Act S%	Win ROI
Hol	225	↘ 4.58	24.27	26.67	43.56	57.33	↘ -0.10
Others	745	↘ 4.26	24.03	24.43	41.21	55.84	↘ -0.17

Thank goodness for those 10,000 people, many of whom were our clients who wrote, e-mailed, phoned and wired the DRF the last time the DRF threatened to remove the SR+Variant. Crist is paying a big royalty for the Beyer Numbers, even though he already had a superior tool. Wasn't it Shakespeare who, in A Midsummer's Night Dream, had Puck saying: "What Fools We Mortals Be."

Speaking of the mainstream, here is a quote from one of its foremost authors, Scott McMannis. In his monthly column for *Horseplayer Magazine*, he states this:

"I began this series of articles devoted to how and why you should include quality trainer profile information in your handicapping. The basic premise is that accurate, track-specific, trainer profiles constitute an invaluable category of SUPERIOR INFORMATION, and SUPERIOR INFORMATION is absolutely required if we are to join the elite 5% of horseracing fans who are successful at wagering on horses."

While I have never considered trainers in my handicapping, winning without their help, I can't dispute his obsession with Trainer Profile Information. At least he agrees with me that only 5% of those we call "horsePLAYERS" wagering on horses are successful while at least 65% of our good clients WIN at a profit!

I am sure that included in the five information sources used by some winners, Trainer Stats and Pedigree are included, so I'm not about to discount them just because I don't need them.

What he and the mainstreamers who make their living *selling information* will never agree with is the proven fact that in handicapping said horses, **more** information spells **less** success. Dozens of research projects done by specialists in **cognition** have proved this. Yet, as with most proven facts, the big name of the mainstream refuses to accept them, promoting things that are opposite of the truth!

I've published two of these studies previously. Here they are again, reduced in size. If these facts are counter to what you feel is logical, there is little I can do to change your view.

The publishers of alleged Information magazines and other such material such as Par Times, Speed or Pace figures, Variants, Profiles, etc., ad nauseam. They can't afford to accept the facts. I don't blame them. It would put them out of business. The racing public is so immersed in the waters of myth that if given facts, they would revolt against the giver.

This is why I am in such disfavor with the majority. Yet, here is an e-mail from a client whose old majority views *were changed* by reading and re-reading the Follow Up:

Subject: Re: Follow up
From: [redacted]
To: shane@discover.net

Thanks for responding so quickly regarding the current FOLLOW UP ISSUE #75.

There have been a great many changes in
handicapping in the past several years.....
I am most impressed with how very well the Sartin
programs, concepts and philosophies have
changed to reflect CURRENT REALITIES.

Some people are terrified by change.....
Others embrace it!
Your Dad and you obviously welcome change with open arms.

EXCITING TIMES.....AN EXCITING INTELLECTUAL ADVENTURE!

B.H. FLA.



Intend to WIN

by "Capper"

"You need chaos in your soul to give birth to a dancing star".....Nietzsche

Wow!! What a letter from V.Y. in Follow Up #79. Here we are working to transfer our success and skills from out side horse racing to successful wagercapping (profitcapping?), and here is one of us who has so integrated the lessons and guidelines from the Doc that he is able to use success in parimutuels and take that success back to his profession. Awesome. Hats off to you V.Y. Good luck!!

Now how can WE use the Doc's programs, guidelines, and counsel to achieve parimutuel success?

Last time I mentioned journaling. I encountered some confusion about what it meant and how to use it in wagercapping and did it fit in with the Methodology. The best way I have found to do it is with the Validator. There is now the capability to add comments via the F9 (?) and F10 keys (*). It is easiest to put the notes in one of these fields. The notes are then printed when you print the BL/BL Screen. Now you have your question or concern printed right there with the readouts. The answer is in how the race is run. Was yours a valid question or mere smoke from a leftover mainstream concept? Use this feature. It simplifies record keeping and it will help you to see where 1) you interject outside influence into your wagercapping and 2) how that influence is a negative or losing one. It will show you that indeed the winners are gettable. They are right there in whichever Synthesis program we are using, right up to the Validator.

One question that you have been asked to answer for yourself is "Where do you see yourself as a handicapper?" I have asked the question of myself and of you. The answer boils down to one of intent. As I work the races do I intend to win them or do I merely want to have the contenders in the Validator rankings? If the contenders are in the top five I can show them around, and I can make an excuse for not having the winner. I CANNOT go to the window and receive cash for a profitable investment.

Our intent HAS to be to win from the moment we begin to download a card to the moment we make the investment. We must INTEND to win. To accept not losing is not sufficient. We must be driven to WIN. Do we intend to do what it takes to be a consistent winner, one of the 5% who consistently extract a profit from their investments at the track? That is a pretty incredible club to belong to, the 5% parimutuel winners' club. When we get into this one we will truly have arrived. If we do not intend to be a winner the process of working the races is merely an exercise, and it can soon become an exercise in futility and frustration. Our intent helps us

transform ourselves from losers to winners. It shows us the losing tickets generated from mainstream theories and systems. We are led to the Methodology because we are dedicated to becoming a winner. The Methodology has Synthesis and its several formats, especially Validator, all of them are successful. It is through the Methodology that we can develop our potential as successful wagercappers. Synthesis is the tool we use to satisfy our true intent of winning, profiting at the races. Synthesis and the Validator can be our bridge from the losing side to the winning side. On the way over the bridge why not just toss over the adherence to mainstream madness. Using the Methodology to win is not just changing our old ways, it is getting rid of them. Face it they have not been very good to us so far or we would not be looking for a way that works. So do not just change the old ways. Let them go, COMPLETELY.

Adherence to and immersion in oldstream systems and justifications is rule domination which discounts our intuitive senses. Our intuitive senses like hand-eye coordination allow us to assimilate data and internally arrive at a solution or action that will provide us with a successful outcome and to take that course of action. There are guidelines but rules do not work here. With Validator the Doc has, over time, gleaned the most productive graphs, charts and formulae and put them into a program that works with guidelines and not rules. For optimal performance it requires a sense of what each read out tells us as we approach post time. It insists upon a decision from each of us based not on an attachment to some rule or other but on the readouts, our faith in the pacelines selected and our sense of how the readouts fit today's race. Rules offer a detachment from the process. The rule is follow the rule, there is no room for intuition, the use of our own senses, there is only room for the rule and the ubiquitous exception to the rule. Exceptions defined by more rules. Is that an oxymoron or what? A little unsettling, isn't it? Blind faith obedience to rules leads us to complacency. Handicapping becomes a ritual of looking for all the rules, angles, pars, trip notes, and exceptions. It loses its intrinsic gut level appeal.

As we leave the rule domination of oldstream methods many of us have to fight an internal urge, bordering on obsession in some, to know how the program works and how we can manipulate it. This need to control the program gets many of us into trouble at the windows. We never get to go back to collect. Why do we need to control the program? WE DO NOT. The need is a hold over from the handicapping we did before we passed over the bridge and tossed the old paradigm over the edge. It is a requirement of the linear thinking we did before Synthesis and now the Validator. We can use open-minded attention to unroot us from our complacency. It allows us to accept the readouts, interpret them, and if anything needs altering it is not the program but the paceline selection. So we can affect the outcome but only by what we put into the program. We can then get to the windows and WIN.

We do not have to worry about how to manipulate the way the data will come out to us. We do not have to worry about forgetting a rule or a superceded rule. We do not have to worry about betting the top horse. In short or maybe not so short we get the readouts and wager based on our highest expectation of profit. We are especially not wed to short-priced favorites. In fact in many races we dare them to win because we know they will not or we can pass the race. How about Chuluki at odds-on at the Fairgrounds on March 11? The Breeders Cup winner who shows no better than 4th on the readouts and runs 8th. The winner, Shawnee Country, returning a nice \$15.80 mutuel. Why is Chuluki such a short price? Oldstream methods. Oldstream rules. Do not miss this opportunity. Use the Validator. Become a winner.

Look at what it has done for V.Y. Truly, winning can change your life. Let chaos elevate winning to be a 'dancing star' in your life.

The 'Capper here with a race day reminder....work the plan, be profitable. 'Til next time.

'Capper ~

From Philosopher to Wagercapper

The gentleman writing under the nom de plume of 'Capper, is also a Methodology Teacher and an excellent Wagercapper who has restrained his urge for Exotics and puts it all on WIN. Happily, he puts his money where his mouth is and not only sends me readouts but also photocopies of his win tickets. He has faced skepticism and knows how important it is to actually see a copy of the tickets.

'CAPPER is not wedded to a single track. When he goes to the off-site betting establishment in San Bernardino, CA., he cherry-picks any of the four races in the form or from TrackMaster's web site and wagers only on those he feels offer value. He passes more races than many clients "play." In this case the word is applicable. Many clients *still* "play" the races not realizing that the very use of the word is negatively affecting their subconscious.

In my original group I banned any reference to "play," including "HorsePLAYER." With a captive audience, facing jail unless they follow the "rules" I could get away with that. However, it ended up paying dividends even for those who, for a time seemed hopeless.

Another thing about 'Capper, he makes virtually all his living through Wagercapping. He sold a restaurant, taught cooking at a nearby College but some professor higher up on the chain of command took out his kitchen and replaced it with some kind of laboratory. He has also been a professional counselor so he knows the importance of psychology, or if you prefer, mind-set attitude for succeeding at *anything*.

These three races, two from Gulfstream and one from Fairgrounds, include readouts and tickets with the amount bet blacked out. Seeing larger than \$10 per horse bets intimidates some clients and I don't want that. With so many good paying races from Gulfstream in this issue alone, I guess that certain clients think the opposite from others. While Ed established that 80% of all Gulfstream winners paid off at odds of 6-1 or LESS, my suggestion that we focus on the other 20% is paying big dividends to some who wager at Gulfstream.

Let's go to Gulfstream in Florida and the Fairgrounds in New Orleans to see how 'Capper did. All 3 of his races come from the same day, March 11, 2000. I like that because winning races from handpicked days is not as impressive as sequential wins. I imagine that *any* method could show off a few winners that were spaced apart non-sequentially over a period of time.

(insert race 6 FG)

FG0311- 6 8.5D \$350,000
BOTTOM LINE -- BETTING LINE

PNCNAME	LdNT	SR	PR	BAL	LS	TIE	ODDS	TRKDISTS	M/L	DAYS	AGE
6 FRANK1 ✓		85	85	4	22.8		EVEN	FG 8.0D	6/1	41	3
4 EDEN 1p ✓		87	80	5	20.3	✓	9-5	GP 7.0D	9/2	20	3P
5 SHAWN1 ✓ 1		83	85	6	17.3	✓	5-2	FG 8.5D	5/1	21	3W
9 CHILU2 ✓		84	87	7	14.0		7-2	GP 8.5D	6/5	21	3
3 HUMBL1 ✓ 1		82	85	8	13.5		4-1	FG 8.5D	8/1	21	3

SYNTHESIS POWER RANKINGS AND FRACTALS

												PRIM										SUPP									
				B	L	T	PRIM		SUPP		FRACT							E	L	C	T	H	F	F	S	F	E	T	T		
#	PNCNAME	LdNT	SR	A	S	O	LS	R	LS	R	E	L	N	ESP	SCBL	P	P	P	T	E	W	X	P	X		S	P				
				L	P	T					R					R	R	R					N				P				
1	3 HUMBL1	1	82	8	3	5	27	5	21	4	5	4	4	SUS	5.0	4	3	5	4	3	4	4	4	4	4	4	5	4			
2	4 EDEN 1p		87	5	5	①	18	②	8	①	1	1	2	S/P	2.0	2	4	①	2	4	3	2	2	2	2	1	1				
3	5 SHAWN1	1	83	6	1	④	21	③	16	②	4	3	3	SUS	5.0	5	①	4	5	1	2	3	3	3	3	4	3				
4	6 FRANK1		85	4	2	2	14	1	8	1	3	2	1	SUS	6.0	3	2	2	3	2	1	1	1	1	1	3	2				
5	9 CHILU2		84	7	4	3	25	4	22	3	2	5	5	E/P		1	5	3	1	5	5	5	5	5	5	2	5				

SCBL Calculated by Program to Conform to Today's Pace

FRACTALS WEIGHTED: E=Early L=Late N=Normal

THE VALIDATOR

PNCNAME	LdNT	TOT-R	TPV-R	TDC-R	V/DC-R
3 HUMBL1	1	5	3	4	3
4 EDEN 1p		1	1	3	2 P
5 SHAWN1	1	4	2	2	2 W
6 FRANK1		2	1	1	1
9 CHILU2		3	4	5	4

6 STK 3F \$350,000 8.5D FT Clear

5-SHAWNEE COUNTRY ✓ 15.80 6.40 5.20
4-EDEN LODGE ✓ 11.20 8.40
1-ZOFTIG 16.00

SCRATCHED (NONE)

Exacta 5-4 80.40
Quinella 4-5 ✓ 92.60

The winner pays \$15.80, a little more than 6-1.. Since he bets to WIN only, he forsook Place horse and Exacta profit. The Place horse, ranked tied for 2nd, paid \$11.20. He eschewed the Quinella that paid more than the Exacta - \$92.60. However, The amount of his win bets compensated for not bothering with Place or Exotics.

Next, to Gulfstream - same day, for Race 9. the winner pays \$20.80, part of that 20% paying off at odds over 6-1.

GP0311- 9 7.0D \$37,000
BOTTOM LINE -- BETTING LINE

PNcNAME	LdNT	SR	87 PR	BAL	LS	TIE	ODDS	TRKDIST	M/L	DAYS	AGE
1 BRASS1		89	87	5	22.3		EVEN	GP 7.0D	3/1	28	4
7?EARLY2		87	87	5	20.0		9-5	GP 7.0D	8/1	49	4
8?WAYCRI		86	87	6	16.5		3-1	GP 6.0D	5/1	21	4
13?MARKE1		86	84	6	16.0		3-1	GP 7.0D	6/1	19	4
4 BLAZE2		82	87	8	13.5		4-1	GP 7.0D	10/1	21	5

SYNTHESIS POWER RANKINGS AND FRACTALS

SYNTHESIS POWER RANKINGS AND FRACIES																																					
				PRIM								SUPP																									
				B L T		PRIM		SUPP		FRACT				PRIM		SUPP		FRACT																			
#	PNcNAME	LdNT	SR	L	P	T	LS	R	LS	R	E	L	N	ESP	SCBL	R	P	C	T	H	F	F	S	P	C	T	H	F	F	S	P	C	T	H	F	F	
1	1 BRASS1		89	5	4	7	13	1	7	1	1	1	2	E/P		1	4	1	1	3	1	2	1	2	2	1											
2	4 BLAZE2		82	8	4	3	27	5	25	4	4	5	5	EAR	2.0	2	5	4	2	5	4	5	5	5	5	5											
3	7?EARLY2		87	5	2	2	19	2	13	2	2	2	3	E/P	2.0	4	2	2	4	2	2	3	2	3	3	2											
4	8?WAYCRI		86	6	3	5	21	3	11	2	3	3	1	LAT	12.0	5	1	3	5	1	5	1	4	1	1	3											
5	13?MARKE1		86	6	1	4	23	4	19	3	5	4	4	E/P	5.0	3	3	3	3	4	3	4	3	4	4	4											

SCBL Calculated by Program to Conform to Today's Pace
FRACTALS WEIGHTED: E-Early L-Late N-Normal

PN cNAME COMMENT
6 ?FULL 2x? cl25-al3?? repeat the 90? peaked?
7 ?EARLY no w@7f.wtw?16-1-2-8.
8 ?WAYCR wtw? 18-1-3-2.
13 ?MARKE 2x? broke mdn last out-~~ms~~4

THE VALIDATOR

PNcNAME	LdNT	TOT-R	TPV-R	TDC-R	V/DC-R
1 BRASS1		1	1	2	1 S
4 BLAZE2		3	5	5	4
7?EARLY2		2	2	3	2 P
8?WAYCRI		5	2	1	1 W
13?MARKE1		4	4	4	3

9 ALW 4+ NW1X \$37,000 7.0D FT Clear

8-WAYCROSS CITY 20.80 9.20 4.60
7-EARLY REPORT 7.80 4.00
1-BRASSAPASS 3.20

SCRATCHED Forfiftyfiverocket, Lunar Shadow

Exacta 8-7 130.40
Trifecta 8-7-1 635.00

He could have won the \$635 Trifecta here if he chose. Also the \$130 Exacta. The winner ranked tied for #1 with the Show horse. The PLACE horse ranked 2nd. If you peruse lots of readouts published in various Follow Up's, you'll see how often good handicapper/wagercappers have the Show ranked #1. This a phenomenon that has been true since 1975. Quite often the Show horse has the same qualities as the winner or place horse but does not quite often live up to the form showed in its Past Performance lines. This horse is also usually among the top 2 betting choices of the public.

In this race we see another instance of the Place horse (and Show horse) being COUNTER ENERGY to the WINNER.

GP0311-11 8.5D \$75,000
BOTTOM LINE -- BETTING LINE

PNCNAME	LGNT	SR	PR	BAL	LS	TIE	ODDS	TRKDISTS	M/L	DAYS	AGE
5 MIDWA2	92	93	5	23.5			EVEN	GP 8.5D	8/1	28	6 S
2?DANCI2	93	93	6	22.8			EVEN	CRC 9.0D	4/1	49	5 W
8?EARLY4	89	97	6	16.8			3-1	KEE 9.5D	5/2	76	5
1?MILLI1p	89	90	7	14.0			7-2	GP 7.0D	8/1	31	4
9?YANKE1	86	92	6	12.3			9-2	GP 8.5D	6/1	35	4 P

SYNTHESIS POWER RANKINGS AND FRACTALS

SYNTHESIS POWER RANKINGS AND FRACTIONS																				PRIM										SUPP									
				B L		T O		PRIM		SUPP		FRACT						B L		T O		H F		W X		F S		F X		T P									
				L P		L S		R L		R S		E L		N S		ESP		SCBL		R R		R R		T T		P P		X X		S S									
#	PNCNAME	LGNT	SR	L P	T L	S L	R L	S L	R S	E L	N S	ESP	SCBL	R R	T T	P P	X X	S S	F S	F X	T P	P X	S S	T P	P X	S S	T P	P X	S S										
1	1?MILLI1p		89	7	3	4	28	4	20	4	3	4	5	S/P	2.0	4	4	4	5	5	3	3	4	3	5	4	4	4	4										
2	2?DANCI2		93	6	1	3	14	2	10	2	1	2	2	S/P		1	3	1	3	2	2	2	2	2	2	2	2	2	2										
3	5 MIDWA2		92	5	2	2	11	1	6	1	2	1	1	SUS	2.0	3	1	2	2	1	1	1	1	1	1	1	1	1	1										
4	8?EARLY4		89	6	4	1	23	3	15	3	3	3	3	S/P	1.0	2	5	3	1	3	5	4	3	4	3	3	2	2	2										
5	9?YANKE1		86	6	5	3	29	3	24	5	4	5	4	SUS	5.0	5	2	5	4	4	5	5	5	5	4	5	5	5	5										

GP0311-11 8.5D \$75,000

#	PNCNAME	Ld	N	T	LATE	EARLY	TOT	R
1	10MILLIEP	-0.7			<		164.2	4
2	22DANCE2	2.0				->W	165.3	3
3	5 MIDWA2	-3.6			<---		165.6	2
4	82EARLY4	3.8				--->	165.9	1
5	92YANKE1	-5.5			P<---		164.0	5
	C.E.	COUNTER ENERGY						
	EX-L	V-L	M-L		M-E	V-E	EX-E	

 SCOTWINC NATIONAL
ORANGE SHOW

6-A224-62CD-E463

Race 11 11-Mar-00 56
GULFSTREAM

WIN
\$10.00 (2) 5
2 BETS. TOTAL

FLIP-SAM W102002
11Mar-00

13:40:25

6-A224-62CD-E463

== III _ III == II == III ==



Betting Trifectas as instructed, boxing 4, the readouts get the \$322 Trifecta. YANKEE would have also qualified for the Exacta. The odds plus his own comments on the favorite EARLY, (the Comment Feature is available on Validator only) would indicate a HIDE. But since he bets strictly to WIN, the HIDE was not necessary. We also see another case where COUNTER ENERGY Places.

This race puts me in mind of the client who phoned Aline (tech support) Best saying that before he got the Validator, he thought a \$10 winner was a real *longshot*. Now he finds that price so common he no longer is excited about such a low paying horse. He follows directions. However, it has become obvious that not all clients do. The primary cause of this is that they don't handicap *all the wagerable races*. They pass races that don't qualify under mainstream - or as 'Capper says - **OLD**stream guidelines. They also like to second guess my long term statistics, as verified by SPORTSTAT, about the BEST of last three comparable.

He wins three races. Had 3 Exactas and TWO Trifectas in his readouts. His WIN ONLY philosophy is quite valid for most. Yet, maybe he should consider some Exotic wagers. And so we leave 'Capper, counting his money and leaving the Book looking over his shoulder for muggers.

