


The FOLLOW UP

with Howard G. Sartin, Ph.D.

EVOLUTION

ISSUE # 77



INDICAPPING REVOL

THE VALIDATOR

Publisher's Desk _____	1
Vox Populi _____	2
Success & Profit for the 21st Century: A White Paper _____	6
includes Psychology of Winning	
The Oval Truth by Peter Tolan _____	58
Money Matters _____	61
Layoffs and Workouts _____	66
Out of Context, Out of Time by The 'Capper _____	68
At Deadline _____	71

The FOLLOW UP is published six (6) times a year by O. Henry House, Inc. in conjunction with the Inland Empire Institute. Subscription price is \$75 per year third class mail and \$90 per year first class & Canadian mail, other foreign subscribers: \$100/year. Back issues are available for \$12.50 each. California residents add 7.75% sales tax. If you have any problem with your subscription or have a change of address, please contact O. Henry House at the address below. All information in this publication is for informational purposes only.

The FOLLOW UP

O. HENRY HOUSE, INC.
1390 E. 6TH STREET, STE 5
BEAUMONT, CA 92223

909-845-5907

between 1 and 3 PM Pacific time

Please send all correspondence to this address. This includes submission of material for publication consideration, letters, opinions, comments - whatever.

Thank you,
O. HENRY HOUSE, INC.

STATEMENT OF POLICY

The Sartin Methodology is based in Psychotherapy and its goals are NOT directed toward fostering the illusions or delusions of gamblers seeking magic solutions for picking winners. We are primarily a healing arts organization dedicated to providing an alternative solution to mainstream psychiatry's prescription of total abstinence for non-winning handicappers. Our slogan is - and always has been -

"THE CURE FOR LOSING IS WINNING"

O. HENRY HOUSE, INC.
PIRGO
THE SARTIN
METHODOLOGY
1390 E. 6TH STREET #5
BEAUMONT, CA 92223



© 1999 O. HENRY HOUSE, INC.

All right reserved. No part of this work may be reproduced or transmitted in any form or by any means, electronic or mechanical, including photocopying and recording, or by any information storage or retrieval system, except as may be expressly permitted by the 1976 Copyright Act or in writing from the publisher. Past Performance and Results charts copyrighted by Daily Racing Form, Inc.

FROM THE
**PUBLISHER'S
DESK**

Doc Sartin

In extending the rights of Indian Gaming, the California legislature added a little pork barrel that, as of this writing, outlaws interstate phone or on-line wagering on non-California tracks. It came as surprise to many. On Saturday, October 16, YouBet, through Ladbrooke in PA, along with Penn National & Philadelphia Park took phone bets from California. The next day, Sunday they said they would not for reasons involving only the California Legislature, not them. The police even raided the California YouBet facility and shut them down, at least temporarily. This may well be a blessing in disguise.

Now, you phone bettors can wager at tracks where the mutuels are higher and winning is even easier. Several people called or wrote wanting to know the difference between the tracks they're used to and those with which they are not familiar. It's been in the Follow Up ad nauseam: with our advanced programs, there is no difference between Wagercapping Santa Anita or Bay Meadows and Ellis Park or Calder or any other track.


Those with such worries are living in a pre -1992 era where profiling, Modeling and alleged Track Bias were said to be of major importance. Those thinking otherwise are traumatized by past lessons and are not paying close attention to Follow Up material. The Corollaries make every track equal, especially for those downloading from TrackMaster.

Wager at the tracks where the results, available free on the internet, show higher paying win mutuels. Stop worrying about things that are an archaic outgrowth of past prejudice. Track "Class" has nothing to do with win mutuels. In fact the higher the track class, the lower the average win mutuel. As in most things in handicapping, that which is **true**, is the exact **opposite** of that proclaimed by the mainstream.

Many clients are asking about the new VALIDATOR program. For that reason much of this issue is dedicated to that program and its etiological basis. The program is for those who are subject to confusion and are not getting optimal results and profits from their current program.

A few clients are having some technical troubles with the SMT, (the Multi-Track Wagering Decision Form on SYNTHESIS-TrackMaster). Others are not. This doesn't surprise me. Without the hands-on help I get from Aline, and Shane, I'd probably screw it up too.

We have made a more technically simplified version. So, if you have a problem, let us know. We'll replace your disc with the new, more simplified version.



Doc:

Regardless of what program you are running your ideas and suggestions hold true. I still follow your best of SP in last 3. You put the right lines in your win races. I found over the years you are right about cutting down on the amount of horses you put in the computer. Even in Quad Rater you need to be a little selective or otherwise you will get some bad readings. When I do lose it's usually because I have put too many horses in and I get some false readings. If the gap between adjusted SP is too big between horses you usually can eliminate these horses.

Take care Doc, thank you for all your help.
T.M., Ohio

DOC COMMENTS: Now, by just keeping the Top 5 Total Energy horses After Hides from the Primary LS Rankings, all clients will do much better.

Doc,

This is the second week of use – it continues to get more winners!! Looks like I get 2 to 3 more winners in a 20 race cycle than I have been with SYNT.

Great improvement!!

D.F., Washington (beta tester The Validator)

DOC COMMENTS: More positive response for the Validator - 3 more winners per 20 races is a big breakthrough.

Howard,

Thought you might enjoy this. I know nothing of 'boosting' but I'll check it out in my spare time.

COMPUTERS PLAY A HUNCH - (New York Times, F4)

Anyone who has been to the racetrack knows that picking a horse is part art and part science. A gambler can pick the horse with the best odds, pick a horse that won its last race, pick the horse that has the best winning streak or choose on the basis of a hunch. It was intuition, after all, not statistics that rewarded those who picked Charismatic to win the Kentucky Derby in May at 32-to-1 odds. Now a small group of researchers say that such intuition can, at least in part, be duplicated by computers. Rules of thumb that are only partially accurate can be combined into precise prediction tools using an artificial intelligence technique called boosting. Boosting has two qualities that distinguish it from existing computer prediction methods. While highly accurate, it is simpler to execute than many other programs. And it is able to make predictions even when the programmer provides very general - or even conflicting - guidelines. In other words, it simulates human intuition, but in a more sophisticated and accurate manner. "Philosophically it's an interesting result," said Robert Schapire, who has done seminal work on boosting with two fellow AT&T researchers, Yoav Freund and Yoram Singer. "You can take a set of prediction rules that is better than random guessing and combine them into something that is very accurate. It's kind of counterintuitive." Boosting is just beginning to emerge from academia into commercial use, but researchers believe it may have a wide range of potential applications. Companies, for example, might use it to identify patterns in consumer behavior, a practice called data mining. And the technique, which can handle not only simple yes or no inquiries but multi-category classification and ranking, might come in handy in filtering junk E-mail, making medical diagnosis, helping banks or other institutions identify a person's handwriting, or allowing speculators to pick a winner in the stock market (or at the racetrack).

Personally, I subscribe to your approach as a more proven way to pick winners, but who knows what the 21st century might hold.

M.N., New Jersey

DOC COMMENTS: Obviously we're already Boosting, and have been for years. These guys mentioned above are just catching on!

Dear Doc, Shane and Staff,
Subject: Upgrade to TrackMaster Synthesis w/
WDF

I am always interested in upgrading to improve upon my success although I do not know how it can get much better. As an example, this past Saturday night and I never play at night, I hit a \$78 winner and \$400 exacta at a small track. The 38-1 shot was number 1 on BL/BL. Hard to miss I would say even without the WDF.

Using PL3/4 and Synthesis, I am proud to say that I am on my second consecutive year to come out a winner. Although I still have some issues that hold me back from writing my own Beyer-style book how I won \$40,000. The biggest issue that I have is choking when I am ahead for the day, especially when up big (cannot hold my concentration) or fearing to keep betting at the same levels on that type of day. I can hang in there when I am off to a bad start. I have the confidence of knowing that things will turn around; but, I do wonder some times if loss limits should be set for a day. My typical extremes are \$1,000 win (with exactas, wps and win bets) and \$600 loss (which is the most I can handle losing in one day and not be devastated). Interested in more Follow Up articles on such issues.

Look forward to receiving the new program and hearing from you.

Sincerely,
J.T., Maryland

DOC COMMENTS: J.T.'s loss tolerance is higher than that of most - so is his profit percentage and confidence level. As you can see, he keeps up to date with program advances and benefits therefrom. He is truly an investor, not a "player".

Doc,

I'm very good at following your instructions for pace line selections, and that is why I pick the proper pace lines for the true contenders, however, like everyone else I miss once in

awhile. I'm currently using PL4T. Please let me know what else I need, other than the new Validator program. BL/BL in conjunction with your new velocity/deceleration and V/DC looks like the answer for "non winners". Stay well. Hope to hear from you soon.

Best to all,
V.V., New York

Dear Mary, Doc, Shane,

Thank you for all the info you have sent me of late. I have not handicapped for about 3 years and after reading the new and back issues of the Follow Up , am ready to get to some "wagercapping". I dusted off my old Thoromation disk and after a couple of months of re-acquainting, I am ready to proceed with one of the newer programs. Please send me the TrackMaster version of Synthesis.

I am excited about being with you guys again, and my bride of nearly 2 years is happy about my excitement. It sure helps to have her backing.

A good bit of news is that our little track here in Farmington NM (San Juan Downs) is reopening after a five or six year hiatus. There will be live racing for 6-8 weeks per year, but all year simulcasting.

Thank you all,
R.D., New Mexico

DOC COMMENTS: Glad to have R.D. as one of our many comebacks.

Hi Doc, Shane

I have taken 2 months off from the track to catch up on some personal things but now I am ready to get back in full swing. I have always loved horse racing, but the Sartin Methodology and Synthesis has not only made horse racing and pari-mutuel wagering more fun and exciting but so much more profitable.

Doc, I will never be able to thank you enough for the pleasure you have given me with Synthesis. Words simply can't express the enjoyment.

Thanks again,
B.N., Louisiana

Doc,

Enclosed please find 5 Sartin programs and payment for Synthesis for TrackMaster Wagering Decision Form.

I don't know what keeps a jet in the air so why do I need to know so much about your programs? You write them and tell me how to use them and when I follow orders, I win. Simple isn't it. I learned that about nine years ago with a program called Ultra Scan. I have been winning ever since, thanks to you. Each successive program has been better than the one before it. I can't wait for the next one.

Thanks again,
P.C., Illinois

Dear Doc,

I am to a point with my wagering that I feel I must take a sabbatical for awhile. My unconscious ability to sabotage myself at the OTB facility takes many forms. Yesterday, I downloaded 4 tracks, processed the races I wanted to "wagercap", and confidently strode into the OTB location. Then yesterday became the day for the Amtote machines to malfunction. (I mostly use a voucher, because the teller lines are long and slow on weekends/holidays, and I find the machines to be faster). I went to punch in tickets for the first race at LAD, which had two long shots in top 3 tiers. Long story short - the machine would not take my voucher and by the time I waited out a line and got a new one, the race was off. The results came in 2-8-1 (all in my top 2 tiers). Winner paid W: \$26 P: \$13, the 2nd of my 2 non-bets paid \$28 to place. Ex: \$363, Q: \$215, Tri: \$956. I was devastated and became depressed, had to go outside and get some fresh air. This happens to me often enough that I sometimes feel "possessed" by something that prevents me from winning.

I don't wish to burden you with a counseling situation, but think it best for me to take a break for awhile. I almost seem to become another (negative) personality when I'm in the OTB, though I prepare myself per the Methodology

guidelines.

Maybe I'm some kind of problem gambler, though I don't care for casinos or lotteries. Horse racing is the only form of wagering that interests me. Anyway, I must do some soul searching. Any comments would be appreciated.

Best regards,

C.G., Maryland

DOC COMMENTS: You're wise to take a hiatus. Get away for a time from the frustrations of your ticket machine depression. Personally, I've never used a machine.

You certainly wouldn't burden me with a counseling session. You apparently suffer from some kind of gambler's death wish if those things happen to you more than once in a blue moon. The true problem lies in fear of losing. What we "fear the most shall certainly befall us". It is a psychological problem that you have to work through. I'd be most happy to help if you call.

You're not alone in this problem. Many have it. It is a childhood carry over that requires a complete reorientation of your mind/emotion relationship and lack of focus and a strong will to overcome. - You need to purge yourself of the nagging little inner-voices that cause you to subconsciously do things that are self-destructive.

Dear Doc,

You have indeed come a long way. I started with the calculator version back in 1985/86 and can honestly say I have experienced only 18 months where losses seemed to out do my winnings. These were the first 18 months in using the Methodology, from that time to now losing day is not part of my activities. You and Jim B. did much to enrich my bank account and my life in general. Just wanted to note that fact and my appreciation for doing so.

Sincerely,

J.O., Washington

Hello to all at O. Henry House

Dear Doc,

Hi. I'm writing this letter to tell you that I have learned my lesson. First off, Thank You! I wanted to let you know that shortly after I sent you (my winning report) I got cocky and wanted to rule the "horseplayer" world. I ordered more manuals and tried to do my own thing with Synthesis.

After Santa Anita ended, I switched to Churchill Downs. I started to get one horse only and then really got messed up trying to beat Pat Day. Well, I lost over \$3000.00 which is everything I had. I stopped going to the track and got very depressed. I stayed away for a few months ...after I realized I was really unhappy, I started going to the track again.

I had been an AllWays user and they sent me an upgrade disk so I tried that for a few weeks. I did OK, but I realized that I was just breaking even at best. Whatever I won I was spending on the \$7 per track download cost. So I stopped again after I lost more money...

I tried to go back to the track with my Synthesis. Well, I called Mary because I realized that I haven't been getting my Follow Ups. She sent #75 and #76. I have been reading them and watching the 3 video tape series. I really want to win Doc. I have been doing very well and I feel much better about myself. I even had a 25-1 horse win at Santa Anita on the turf last Wed 10/20. I'm following your directions and I will never bet any other way again.

Thank you for sticking with me.

Initials and state withheld.

This was a personal and confidential note and we print parts of it here because it reflects so well what can go so wrong when we lose focus.

From the E-Mail

First of all, I want to thank you from the very bottom of my heart for sending me the materials for review that I received several days past. I don't even know where to begin but to state

that I am working for the government currently, and almost in every working moment I am trying to learn all that I am able to about the "Dynamics of the horse race contest"!! Everything that I have ever read or heard of about Dr. Sartin is ASTOUNDING to say the very least! I am in the process of moving on a promotion to (Texas) and once I get there with the coming months I am planning on becoming an ongoing student of Dr. Sartin's. I not only want to be a client, but, from that point on I will always be a member of the Follow Up and a user of the Synthesis program. I myself firmly believe that what Dr. Sartin has come onto with his theories of Incremental Velocity, Energy, and Feet Per Second Fractions Analysis, finite chaos Race concepts is quite simply staggering. Dr. Sartin has brought the racing theories he emphasizes into the New Age!

I have always wanted to learn all about what makes a race tick, and through the fine tutelage of Dr. Sartin I will be able to attain the information that I have always craved to learn. God Bless Dr. Sartin!

Thank you so much for sending me the excellent packet of information that touches on an overview of what The Sartin Methodology encompasses. I look forward to becoming a client and more knowledgeable WINNER at the racetrack as a result of the knowledge that I will continue to accumulate. Much like the Gentleman Andy Cylke that was mentioned in the packet, I want to be able to have people that I know one day say that (I am) the finest handicapper they know.

Sincerely,

M.V., Massachusetts

A response from our information packet!



THOROUGHBRED HANDICAPPING

Why Old Rules and Methods Are No Longer Viable:

SUCCESS & PROFIT

for the 21st Century

A "White Paper"

by

HOWARD G. SARTIN, Ph.D.

The term "White Paper" was originally defined as an authoritative text detailing an authoritative government research project. Over time it has come to be defined as any in-depth authoritative paper.

VELOCITY-DECELERATION & ENERGY

The authoritative authenticity of this report comes from a study spanning over 17 years of research that began in 1982, studying the relationship between velocity and deceleration in a horse race.

The old law of physics dictating that "for every unit of thrust or velocity there is an equal/opposite unit of deceleration" applied to infinity. It bore no resemblance to velocity resulting from motorized velocity or kinetic energy. Even though Hugh Matheson, an early handicapping sage, wrote articles trying to apply this "law" to horse racing, he offered no hint of anything that even attempted to formulate or demonstrate the thesis.

I did. This paper describes the essence of the result.

Figuring velocity itself is simple. Straight numerical relationships based on time alone, such as a horse running a half mile in 45 seconds or a Final Time of 1:10:2 over six furlongs, is the favored "classic" way in which velocity has been measured for generations. Mainstream author/experts have come up with dozens of ways to alter such times by using a Daily Track Variant based on average win average times altered by steps on an escalator powered by man-made "CLASS" designations. Other adjustments are then made based on alleged PAR TIMES.

Comparative Win results of horse races at virtually every track in North America have demonstrated conclusively that Pars and Daily Variants made by the techniques of such renowned entrepreneurs as Andy Beyer and Len Ragozin of the "Sheets," are highly inferior to properly using the Variant figures provided by the Daily Racing Form or Equibase. My computer programmer and I spent 18 months equating the Equibase figures with those of the DRF in conjunction with TrackMaster, a downloading source using Equibase.

PARS & PACE PARS

Even more ludicrous than assigning Par FINAL Times is the notion of PACE Par Times and the manner used to adjust them. Any reasonably experienced, intelligent handicapper knows there can be no such thing as workable or accurate Pace Pars. The simple reason being that all winners either set or overcome the pace of the race. Hence, PACE Pars would have minimal value only for horses that won going wire-to-wire. These kinds of horses seldom pay win mutuels high enough to bother betting them.

The higher paying horses run counter to Pace Pars, especially at the 2nd Call. They run behind PAR at the 2nd Call and make up for it with brilliant final fractions. Irony since every Par Time maker I've ever read minimizes the value of the Third Fraction. They all seemed obsessed with Early Speed horses who dominate the mutuels by being unprofitable Underlays.

The instructions for using Par Times are both complex and convoluted. I'm looking at a 68 page booklet called ***How To Profit From Par Times***. I've been reading and re-reading it for over an hour, coming to the conclusion that applying the many variations it recommends for adjusting times by Pars, are so multi-phasic that I'd never be able to handicap, much less win races, following such procedures.

One of the prescribed methods is dependent on whether the self-made daily variant was slow or fast. If fast, add 2 fifths from the 2nd Call and ONE fifth from the Final Time. If slow, do the reverse, subtract 2 fifths from the 2nd Call and one fifth from the Final Time.

This is just a simplification of the directions. There are many other modifications based on age and 32 other alleged paradigms. All distort the actual running time of a horse to the point where incremental velocity becomes meaningless.

EXAMPLE 1: Three fifths FAST (simplified method alone)

ACTUAL CALLS: 22 - 45 - 1:11

Most Par Time Makers tell us to leave the First Fraction alone. So, if the track was two-fifths FAST, the above times become:

22 - 45:2 - 1:11:1

This book calls the 2nd Fraction 'Turn Time' and says that it's ***Ability Time***. It's NOT, and Sam Sedgewick who actually coined the term, never said it was. If it were Ability Time, it just changed :23 seconds to 23:2, minimizing its "ability." The allegedly unimportant Final Fraction was changed from :26 to 25:4. Faster, not slower. By my reckoning, this makes the 3rd Fraction more of an indicator of ability than the 2nd Fraction.

EXAMPLE 2: Three fifths SLOW

ACTUAL CALLS: 22 - 45:0 - 1:11

PAR ADJUSTED: 22 - 44:3 - 1:10:4

Now incremental fractions have been altered so that the 2nd Fraction (alleged Turn Time) is 22:3. Although 22:3 would be "ability", it is badly distorted. The Final Fraction becomes 26:1. These Par Time makers must all live in S. California where tracks are faster even than their self-made average daily variant.

These represent their most simple adjustment procedure. Follow all the directions and you can distort a horse's actual running times even more absurdly.

Altering reality by man-made pace or final Time Pars in fifths of a second borders on the absurd. Letting a valid Daily Track Variant alter times by properly dispersing its positive or negative effects on times is as close to accurate as possible. Viewing adjusted times from meticulous application of an accurate daily variant is the only way the Pace and Final times can be utilized for success.

Real & Adjusted lines from a 19 Daily Variant (in feet-per-second):

#	NAME	L	DIST	S	1stC	2ndC	3rdC	FinC	BL1	BL2	BLS	DLF	SR	TV	ADJ
1	ACTU	0	6.0	D	22.2	45.4	58.0	111.1	0.00	0.00	0.00	0.00	84	19	0.5
2	PAR	0	6.0	D	22.2	45.2	58.0	111.0	0.00	0.00	0.00	0.00	85	19	1.5

The actual overall adjustment, distributed throughout the race is: 1.05.

In Times, the true fractions, 2nd Call & Final become adjusted thusly (in tenths) leaving F-1 alone.

F-1	F-2	F-3	2nd Call	Final Time
22.38	22.37	25.36	45:74	111:00

Whereas using the prescribed Par Times, you see this:

F-1	F-2	F-3	2nd Call	Final Time
22.38	22.96	25.47	45:22	1:10:46

By using a true adjustment based on an accurate Daily Variant properly distributed; and by adjusting the TRUE TIMES and PAR TIMES they become much less distorted and ludicrous.

The Final Incremental/Compounded readouts still make the PAR ADJUSTED horse slightly better in all but 2 corollaries, but not to the degree it was using Adjustments made from Par TIMES.

FPS

#	NAME	L	N	T	TOT R	DEF	F1	F2	F3	SC
1	ACTUAL	0			167.54-2	1.05	58.99	56.49	52.05	57.72
2	PAR	0			168.59-1		58.99	57.65	51.81	58.38

SYNTHESIS Composite -- ATM

#	NAME	L	N	T	SR	EPR	LPR	CPR	TT	HE	FW	FX	LS	RANK	FX	Σ	TS	T/PP R
1	ACTU	0			84	2	1	2	2	2	2	1	12	2	1	1	2	95.81-2
2	PAR	0			85	1	2	1	1	1	1	2	9	1	2	2	1	96.28-1

Most successful handicappers, including some of the best known pros, have abandoned Par Times. This is especially true for those who have access to the Adjusted, Normalized and Equalized Lines downloaded from TrackMaster. A few experts still use Pars to compare the average times run between various tracks.

In our research we learned that the fractional gaps within Call Times were far more consistent and predictive for making adjustment than the Call Times themselves, including Final Time. In short the 2nd and 3rd fractions have less disparity and are a better source for making Track-to-Track and Distance Change Adjustment than fooling around using 5ths to alter 2nd Call and Final Time.

In conjunction with TrackMaster we have now made EQUIBASE Speed Ratings and Variants compatible with those of the Daily Racing Form. Moreover we have successfully used the Par-Gap concept to make certain adjustments, especially for distance changes. I say successfully based on reams of winning testimonials from hundreds of successful clients; confirmed not only by our records but by TrackMaster itself.

With that fact established, here is the result of a massive research study of DRF Speed Ratings + Daily Track Variant compared to the best known alternative sources. I began the study in 1976, which could be suspected of possible bias. But independent sources, doing the same research now provide similar results.

The following test results are from SportStat a highly reputable research organization based in Las Vegas, Nevada. I have not kept up with any of their other projects. However the following research results are in line with our own continuing research, conducted as an essential component of creating Handicapping/Wagercapping computer programs that consistently and profitably WIN!

The Fallacy of Mainstream "Recency" Rules

The old "Always use the last line" rule has been exploded by us since 1975. More recently, horse racing's top research organization, SportStat, released these figures proving that using the best of last three races was a superior technique regardless of rating service.

Last Race

Top DRF SR + Var. - Last Race

Num	Exp. Win%	Act Win%	In Mon%	Avg Odds	Win ROI
1,638	21.55	21.94	52.38	✓ 5.84	-0.17

Top Beyer Number - Last Race

Num	Exp. Win%	Act Win%	In Mon%	Avg Odds	Win ROI
1,557	25.73	25.88	58.77	✓ 3.55	-0.20

Bloodstock Speed Ratings (Bris)

Best Last Race Figure

Tracks	Num	Avg Odds	Exp. W%	Act W%	Act P%	Act S%	Win ROI
Hol	225	4.25 ✓	24.38	25.33	39.58	59.58	-0.23 ✓
Others	768	3.94 ✓	24.24	24.22	41.54	57.18	-0.17 ✓

Best of Last Three

Daily Racing Form Speed Ratings + Track Variant

Best Figure of Last Three Starts

Tracks	Num	Avg Odds	Exp. W%	Act W%	Act P%	Act S%	Win ROI
Hol	232	✓ 9.01	18.83	23.71	39.22	50.88	-0.04 ✓
Others	828	✓ 6.80	19.72	21.31	38.80	49.84	-0.04 ✓

Beyer Speed Ratings

Daily Racing Form

Best Figure of Last Three Starts

Tracks	Num	Avg Odds	Exp. W%	Act W%	Act P%	Act S%	Win ROI
Hol	225	✓ 4.58	24.27	28.87	43.58	57.33	-0.10 ✓
Others	745	✓ 4.28	24.03	24.43	41.21	55.84	-0.17 ✓

Bloodstock Speed Ratings (Bris)

Best Figure of Last Three Starts

Tracks	Num	Avg Odds	Exp. W%	Act W%	Act P%	Act S%	Win ROI
Hol	240	✓ 4.83	22.79	24.58	40.42	52.92	-0.18 ✓
Others	778	✓ 4.34	23.85	24.42	40.23	58.94	-0.18 ✓

Ragozin Performance Ratings

Ragozin Thoroughbred Data "The Sheen"

Prices: \$35 per day, subscriptions available with Federal Express Service.

Best Figure of Last Three Starts

Tracks	Num	Avg Odds	Exp. W%	Act W%	Act P%	Act S%	Win ROI
Hol	203	4.57	22.94	28.08	47.29	57.64	0.00
Others	702	4.14	24.54	27.16	45.69	59.41	-0.05

Bloodstock Speed Ratings (Bris)

Bloodstock Research Information Services, Inc.

Prices \$4 Per Track

Best Figure of Last Three Starts

Tracks	Num	Avg Odds	Exp. W%	Act W%	Act P%	Act S%	Win ROI
Hol	240	4.93 +	22.79	24.58	40.42	52.92	-0.18
Others	778	4.34 +	23.85	24.42	40.23	56.94	-0.16

Beyer Speed Ratings

Daily Racing Form

Best Figure of Last Three Starts

Tracks	Num	Avg Odds	Exp. W%	Act W%	Act P%	Act S%	Win ROI
Hol	225	4.58	24.27	26.67	43.56	57.33	-0.10
Others	745	4.26	24.03	24.43	41.21	55.84	-0.17

Daily Racing Form Speed Ratings

Daily Racing Form

NO TRACK VARIANT

Best Speed Rating of Last Three Starts

Tracks	Num	Avg Odds	Exp. W%	Act W%	Act P%	Act S%	Win ROI
Hol	233	7.28	20.95	25.75	39.46	53.65	-0.05
Others	771	6.60	20.18	20.88	35.67	50.84	-0.18

Daily Racing Form Speed Ratings + Track Variant

Best Figure of Last Three Starts

Tracks	Num	Avg Odds	Exp. W%	Act W%	Act P%	Act S%	Win ROI
Hol	232	9.01	18.83	23.71	39.22	50.86	-0.04
Others	826	6.60	19.72	21.31	36.80	49.64	-0.04

In reviewing the previous two pages we first see that mainstream claims about "recency," especially an obsession with the last race. Even the usually superior DRF SR+V falls short using only the last race, (a loss of 17%). Just wait until you see the difference in the figures between **last race** and **best of last three**.

Using the last Beyer figure produces a loss of 20%. The Bloodstock Speed Ratings produce the same average as the Beyer figures. But look, the average WIN ODDS using the DRF SR+V are considerably higher than those from either Beyer or BRIS figures. So much for any "rule" that dictates use of the last race only.

Next we see a page demonstrating the superiority of the Daily Racing Form Speed Ratings with and without Variant over the Ragozin "Sheet" figures, the Beyer Figures and Bloodstock's Speed Ratings. The Daily Racing Form Speed Rating + Variant produces better ROI's, since they elevate fewer low-paying favorites and point to contenders with higher winning odds.

These figures, using the paceline that has the BEST DRF SR+V in the last THREE RACES, require no further decision. The research was based the best of the last three regardless of distances, surface, class or any other distinction. This means if today's race is a sprint and the best of the last three SR+V was from a route, it was still used. If today's race is a route and the best of the last three came from a sprint, that line was used.

I emphasized these facts to demonstrate that no judgments were made to make the figures conform to any aspect of handicapping common sense. However, by altering the procedure to demand that lines be taken from a **comparable** distance, surface and competition level (not man-made class), the win proficiency using the DRF SR+V goes UP dramatically, but does little or nothing to improve the Beyer or Ragozin figures. It does marginally improve the Bloodstock (BRIS) figures.

The irony of all this lies in the fact that both Beyer and Ragozin dedicated a lot of space in their respective books debunking the Daily Racing Form Speed Rating and Variant. It was so far off, they claimed, that they spent months trying to correct alleged DRF errors to devise ratings that were more precise and accurate.

Their efforts proved to be a waste of time. While Ragozin's win percent is slightly higher than Beyer's, Andy's method produces marginally higher odds. In any case, the DRF method offers much higher win odds than Ragozin, Beyer or BRIS.

This irony has, to date, been wasted on the racing public who seem to share the Ragozin/Beyer contempt for the Racing Form's SR+V because it is based on 3 year Best Times that are beyond the capacity of most horses at any track. They fail to realize that all times are relative to each other and that a consistent, non-subjective procedure is superior to one that is ego-driven.

As long as the mass of "horsePLAYERS" share the attitudes of Ragozin, Beyer and other entrepreneurs, those accepting the consistency of the DRF Speed Rating, PLUS Variant, will not be saddled with as many lower paying winners that dominate the picks on the "Sheets" and the Beyer figures in the DRF. Fortunately, for a handicapper seeking profit, Beyer's and Ragozin's contempt for the DRF SR+V has been of great benefit in higher profits to those accepting the facts.

At one time there was a question of whether the Beyer figures in the DRF caused his top picks to be bet down or if the figures themselves tended to isolate obvious favorites the public bet down even further.

Three years of study has proven the latter to be true. Beyer figures do gravitate toward picking the most obvious winners and the public does bet them down even further. Ragozin "Sheet" users share a similar experience, especially on the East Coast. Both procedures consistently fail to offer many longer priced winning horses. Whereas the DRF SR+V does so quite frequently.

To date, the best-known, most popular Speed Figures use seconds and fifths and are based solely on FINAL TIME. Our own research has always focused on Incremental Times.

In our Method we use the best SR+V of the last three races at a **comparable** Distance, Surface and Competition Level. In our language, Competition Level equates with TRUE CLASS and determined our own TOTAL ENERGY formula. In a 1,000 race test, the TOP 5 and ties TOTAL ENERGY horses win 98% of all races, all tracks, all distances and surfaces. The 98% statistic is viable when using either the Daily Racing Form SR+V OR the Pre-Adjusted SR's, which include Daily Variant in our OWN adaptation of the TrackMaster download where our readouts Equalize, Normalize and makes all essential adjustments automatically.

When viewing the sample races herein, the paceline used in each race is noted under the letter L: On the extremely rare instances we go back 4 lines it is because one of the first three was on a surface or at a distance that is not comparable.

▼
PNCNAME L

6 EARLY3
4 CAT S1
8 SCATT1
3 BOODL1
7 HUNTE1

COMMERCIAL PACE FIGURES

To avoid proprietary prejudice in comparing the superiority of TRUE Pace over Final Time measurements, we turn again to SportStat. They studied every known "PACE FIGURE" method on the market. It's one thing to name people like Ragozin and Beyer; they're rich and famous. But to print the names of those selling the Pace Figures that SportStat researched, might be construed as a exercise in vengeance.

With names of services and contacts whited-out, here are examples of the best known commercially available PACE Ratings.

~~XXX~~ Pace Ratings

Price: \$100 for three months, ratings available on computer disk.

Best Last Race Figure

Tracks	Num	Avg Odds	Exp. W%	Act W%	Act P%	Act S%	Win ROI
Hol	219	8.69	17.19	16.89	29.22	42.92	✓ -0.16
Bel & CRC	462	9.05	16.89	16.45	30.08	44.16	✓ -0.18

Chart 24

Best Figure of Last Three Starts

Tracks	Num	Avg Odds	Exp. W%	Act W%	Act P%	Act S%	Win ROI
Hol	233	10.01	16.45	16.74	26.18	38.20	✓ -0.17
Bel & CRC	462	9.98	16.23	16.80	26.35	38.38	✓ -0.16

Chart 25

Best Figure of Last Three Starts - 4-1 and Up

Tracks	Num	Avg Odds	Exp. W%	Act W%	Act P%	Act S%	Win ROI
Hol	74	14.76	7.90	8.11	16.22	27.03	✓ -0.17
Bel & CRC	176	13.58	8.01	7.95	15.91	27.84	✓ -0.19

Chart 26

~~XXX~~ Ratings (Pace)

Price: Back Ratings \$20 per month. Fax Service Available

Best Last Race Figure

Tracks	Num	Avg Odds	Exp. W%	Act W%	Act P%	Act S%	Win ROI
Hol	217	6.56	19.83	18.89	33.64	50.23	✓ -0.26
Others	750	7.10	19.88	20.93	36.27	51.33	✓ -0.18

Chart 18

Best Figure of Last Three Starts

Tracks	Num	Avg Odds	Exp. W%	Act W%	Act P%	Act S%	Win ROI
Hol	219	7.10	20.19	21.46	32.88	47.49	✓ -0.17
Others	779	7.75	19.55	20.67	37.10	51.48	✓ -0.14

Chart 19

Best Figure of Last Three Starts - 4-1 and Up

Tracks	Num	Avg Odds	Exp. W%	Act W%	Act P%	Act S%	Win ROI
Hol	100	13.01	8.85	✓ 8.00	17.00	32.00	✓ -0.21
Others	360	14.30	8.64	✓ 9.44	23.06	35.83	✓ -0.15

Chart 20

ALL - (MINUS) R.O.I

As you will see Pace figures produced win results that were comparably bad or worse than the most famous of the Speed Ratings. One reason for this is that most experts still regard pace as 2nd Call and Final Time, completely ignoring the three basic incremental velocity fractions. So they are not truly making Pace Ratings but Final Time Ratings based on second call position.

Those who continue to accept this measurement as Pace are living in the past and refusing grow with the realities of **today's** racing. Perhaps the most guilty of all such alleged experts is Len Ragozin who said that Pace does not account for the influence of wind. If Pace were *really* only 2nd Call and Final Time, the wind would either be at each horse's back or blowing it its face. But, since true Pace begins at the starting gate and ends at the finish line, all horses will, in the course of a race, have the wind both blowing at them and coming from behind. The tragedy is that Ragozin knows this. He attended one of my lectures where that point was made. Yet it appears that he chose to keep his readers ignorant of the fact in his book: ***The Odds Must Be Crazy.***

Suffice it to say all other Pace figures monitored by SportStat did considerably worse!

Over twenty five years of personal research, plus these more recent studies by SportStat, prove that the mainstream view of Pace is not only completely inaccurate, it is not truly Pace at all.

This is the chief reason I hesitate to refer to ours as a **Pace Methodology**. In truth it is based on Incremental Velocity, Energy and Deceleration. It's no longer even a feet-per-second Method. We neither use times in minutes and fifths of a second nor in feet-per-second. We employ Incremental multiple compounding employing mathematics derived from the new physics of Chaos. We do not use a universal value for a length gained or lost, we utilize the PHYSICS value of a length by each increment of a race. This alone makes a substantial difference in producing more winners and higher payoffs.

In truth the actual length of an animal is totally meaningless in any mathematical formula. Employing different values for a length by race increments, compensates for the fact that maximum velocity is achieved EARLY in a race, evens out in the middle with maximum DECELERATION coming toward the end. Getting "HORSEPLAYERS" to understand or accept these facts is almost impossible, thus adding to our edge.

Σ NTROPY

DECELERATION

Having explored Velocity as it is commonly viewed, we now enter a realm previously unexplored by anyone else in handicapping. In itself, that is a major mystery. In physics it's called **entropy**, meaning ENERGY NO LONGER AVAILABLE. In handicapping it can be simply defined as **deceleration**.

Horses obviously decelerate as a race progresses. Third fraction times are slower than first fractions. That was true even for the old-time marvel, Silky Sullivan. The faster a horse runs EARLY the MORE it DECELERATES. Horses that appear to be gaining in the stretch are not accelerating, the horses in front of them are just decelerating more. Most "horseplayers" who believe otherwise are our greatest allies. They have never bothered to time races by fractions. We should thank them, not inform them. It is their money we are winning.

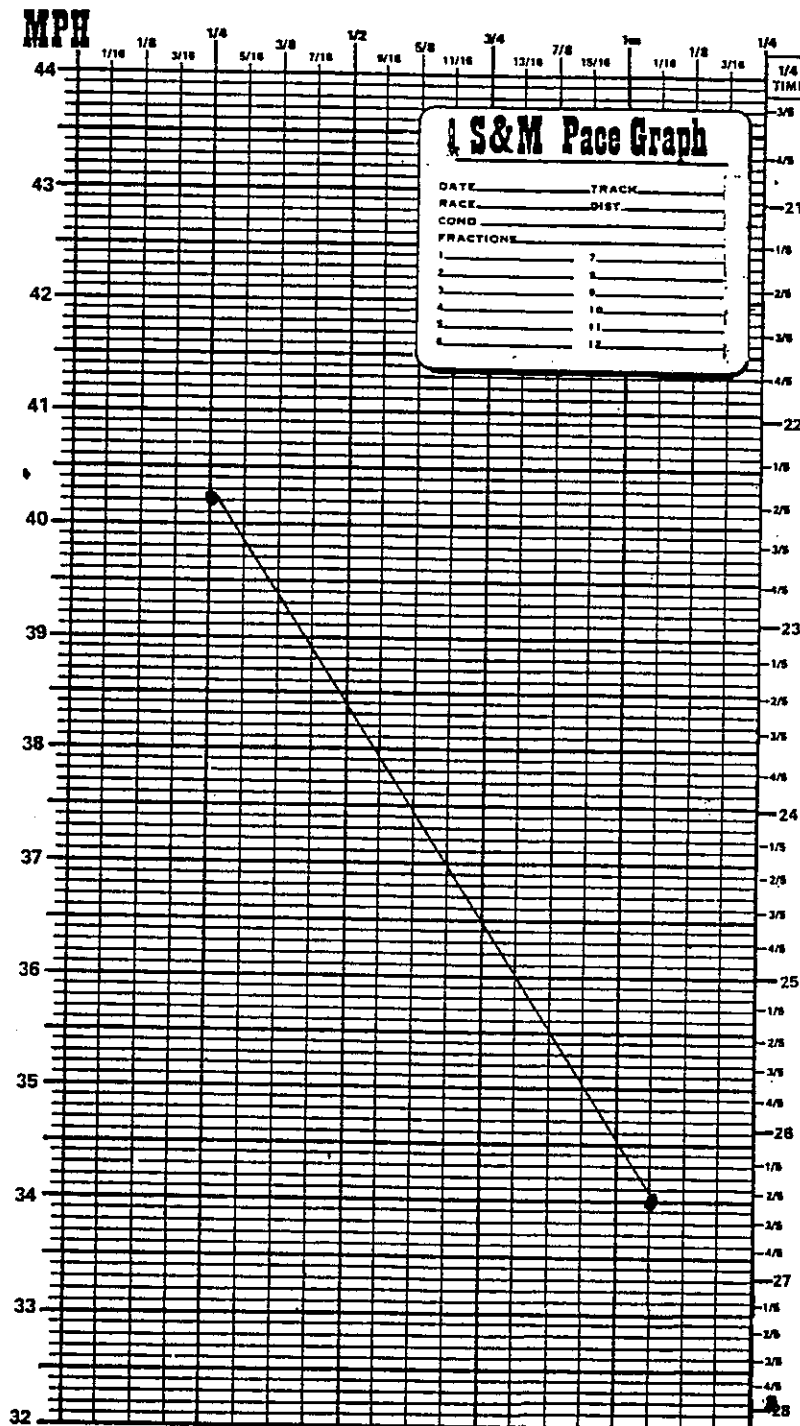
Not many "horseplayers" are open to receiving true information. That is our edge: what keeps them from winning our money. Always remember it. We have an edge only for as long as "horseplayers" believe in ancient, mostly invalid, mainstream myths.

They believe in such myths because since the time of their first interest in horse racing they've been mesmerized by alleged experts projecting their own **subjective** observations in books, newspapers, magazines and now TV.

The only objective books on total handicapping were written by Tom Ainslie. AKA, The Dean (or Hoyle) of Handicapping.

Robert Saunders Dowst, Hugh Matheson, Ray Taulbot, Huey Mahl and very few others, wrote honestly for their times but their time is now past. In current handicapping literature, Mark Cramer and Mike Helm are both viable within the self-imposed limitations of their own particular handicapping specialties of which they are masters.

Of all these authors the only one mentioning deceleration was Huey Mahl. For reasons known only to him, he called it "Deacceleration." He offered a purely linear chart showing how a horse *should* decelerate in minutes and fifths of a second and in miles-per-hour.



Using the Huey Mahl Graph was a good start in the right direction. A horse's deceleration was measured by drawing a straight line from a dot marking its first fraction time to one denoting its final time. Being Linear, it allowed for no incremental deviations from that self-drawn straight line. It had some general value in helping to determine the **projected** final time of a sprinter stretching out, or the 3/4 mile time of a router sprinting today. But it had no formula that could universally, at all speeds and all tracks, truly measure incremental Deceleration relative to Velocity and Total Energy.

By today's computerized standards it was clumsy; created for an age of pencil and paper handicapping. Even so, it was like those Conestoga Wagons carrying American pioneers moving West: Better than whatever came second best. In generations ahead, perhaps that might also be true of today's most advanced formulae. However, since contemporary "horseplayers" are about 10 years behind today's advanced concepts and formulae, that "someday" is still quite far distant.

In the final analysis, how fast a horse will DECELERATES is AT LEAST as important as how much VELOCITY it generates. i.e. How fast it can run. So, like Final Times and the historic attempts to average and codify them, my Deceleration formulae began with an attempt to create what I euphemistically called DECELERATION PARS. However, I did not apply an averaging technique. Instead I measured each contender in a race separately. This was based on the fact that the winner of every race ran PAR for that particular race. It may have faster or slower than the average time that produce commercialized Par Times, but it cannot be disputed that it ran par for that race: Fast, Slow, Mud or Slop, notwithstanding. Not Quirin's or Joe Pine's Par, but an actual par for that race alone, as more succinctly pointed out by Tom Ainslie.

If only you could bet specific races based on averages, applying statistical norms to designated events, it might make you a small profit. If you could bet that at the next Oaklawn meet 24% of the winners would run Early. Or even better, 76% would run other than early and you came within 2% of the correct figure, you'd receive a payoff. If they allowed such a bet and If the Early-Late figures were the same as in the previous year. It would be even more profitable if you could get tomorrow's newspaper **today!** That will be the name of my final program, published posthumously.


PARS are for Golf. Averages are for Baseball and for making mediocre students look better. Handicappers win and profit by deviating from all overworked concepts referred to by the great mainstream as "conventional wisdom." Except for our own work, there is no conventional wisdom about a formula to determine the relationship and predictive power of Velocity's interrelationship with Deceleration.

Having established that there is no possible way to profitably use Averages to make a formula that could express the effect of acceleration on velocity relative to a horse's Total Energy, our only alternative is to accept the fact that each horse's deceleration ratio will have a slightly different effect on its ability to WIN even when final time measurements are virtually the same.

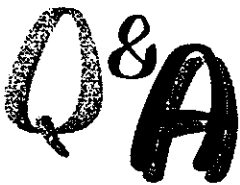
As previously stated, I started by making a formula for deceleration that, with tongue in cheek, I called Deceleration Pars. The use of the word Pars was pure whimsy. The title should be DECELERATION RATIOS.

The second step was to add Velocity figures for the exact same categories used for Deceleration and then combine the two. The name given that process then was DC/V. Deceleration/Velocity.

It was effective. A lot of my clients won using nothing else. Yet, it was not effective enough to satisfy me. Something was missing in the equation. After much deliberation and experimentation I found that the Missing Link was Total Energy.



In the past every time I've presented a "White Paper" or any other research documentation, myriads of questions from readers always followed about things that I felt were answered within the body of the text. Because the subject of Velocity/Deceleration and Energy is so new and vital to every aspiring handicapper's future success, I've decided to include interruptions in the text of this paper for Questions and Answers concerning matters previously stated.



Q: I've read handicapping books and articles by all the famous writers. If Deceleration is so important, why have none of them ever mentioned it?

A: That's a mystery that has had me befuddled since 1975. One answer came from author-expert Tom Brohamer. In a speech before a group paying tribute to me in 1998, he said that it was almost impossible to pick up a racing form or racing magazine without finding articles in which the content included something that I had introduced to handicapping years before. Both Mark Cramer and Tom Ainslie have said similar things about the creative aspects of my work. Most of those involved in selling handicapping material are notoriously imitative but sadly non-creative.

Huey Mahl, James Quinn and Dave Litfin were among others to first laud the advances my research has achieved. As a result much of my work has been pirated or "importuned" by many of the experts whose books you say you've read. However, none to date, has yet chosen to include Deceleration in their texts because I called it ENTROPY.

At Handicapping Expo '93, co-sponsor James Quinn said that if I even mentioned the word ENTROPY, half the audience would walk out. For this reason he kept me off the Pace Panel, even though I was the first to conduct an Expo Seminar on True Pace way back at Expo '84. It

was titled "The Dynamics of Incremental Velocity and Energy Exertion" While it's hard to believe, mine was the first and last true Pace Seminar to which Expo attendees were ever exposed.

I sat in the front row at that EXPO '93 Pace Panel from which I was excluded. Throughout the session Moderator Andy Beyer kept referring to me and my work, asking me questions about what was being discussed. Each time he did so, sponsor Quinn's face kept getting redder.

Now that I have defined Entropy as Deceleration, others are bound to follow with SOME subjective formulae of their own. Judging by past history, It will be imitative, not the result of 25 years of searching for a mathematical formula that will merge Velocity, Deceleration and Energy into a meaningful and highly **predictive** corollary.

Q: If, as you say, PARS are not the ultimate answer to adjusting running lines and getting winners, why do virtually all the experts use and recommend them?. Many even sell them. You can't pick up a book or magazine on handicapping without reading about the need for PARS.

A: Dr. William Quirin addressed the concept of PARS in his 1979 book, *Winning At The Races*. His initial Par Times were based on the average final times of \$10,000 Claimers. He felt that this level was the ideal starting point to compile averages for ALL levels: Claiming, Allowance Handicap and Stakes. As holder of the Mathematics Chair at Adelphi University, he produced computerized Par Times on a regular basis and sent them out to others doing qualified research. I was one of the recipients. His commercially published Par Times, sold on the open market, were never as current as those computer readouts sent from the university, yet were selling extremely well.

Handicapping experts, real and so-called, were flocking to the Par Time concept like Starlings to the loft of a farmer's barn. After all, Quirin was a Ph.D and a Mathematics Professor. Who could doubt him? He made perfect sense: just average final times of horses by man-made class levels and you had the final times that race horses were *supposed* to run at each level.

This, despite the fact that in most cases, averaging causes a cluster to the most mediocre mean. Averaging punishes the superior, regardless of the field or subject.

A younger generation of handicappers might think that Quirin invented Par Times. He did not. The Par Time concept has been around for almost a century. Quirin was merely the first scientist to make an effort to computerize them. It was a monumental study and no denigration of Quirin is even implied here.

However, long before Quirin's studies and commercialization of Par Times, the venerable Dean of Handicapping authors, Tom Ainslie, wrote the following:

Regardless of how par times may be calculated or applied, they remain crude approximations unless supplemented with knowledge of the actual track conditions under which a particular running time was recorded. A horse that earns a 78 speed rating on one day may have run on a much faster surface than delayed a better horse that got only 76 over the same oval on the very next day. Speed variants (more often called track variants) compensate for fluctuations in track speed.

Tom Ainslie

Later AINSLIE paid tribute to Quirin's efforts toward easing the problem, even editing and writing the foreword to Quirin's *Winning At The Races*. What Ainslie has never said is that Quirin's work actually **solved** the problem for the benefit of the handicapper.

Here is what Ainslie says of my own work:

"More than fifty years ago I began to experiment with every available handicapping procedure. I discovered that most contained useful ideas but few produced satisfactory numbers of winners at decent odds. In time I devised my own comprehensive approach to the game and became a consistent winner. In 1993, I met Howard Sartin, learned how to use some of the extraordinary computer programs that derive from his methodology, and literally doubled my profits.

...I have not abandoned my own comprehensive approach. But the Sartin material is an invaluable supplement. It measures energy expenditure and running styles with amazing precision, separating contenders more accurately than I or anyone else ever could. If I am "the dean" of handicappers, Howard is the Einstein. "

Tom Ainslie

I speak with the Dean quite often. Now, at the dawn of a new century, he is no longer enchanted with the idea that computerized Par times even remotely offer an accurate solution to the dilemma posed in the above quote from him. Further, he feels, as I do, that the mere notion of Pace Pars is ludicrous because it's NOT a horse's ability to run in accordance with Fractional Pars that makes it win. Quite to the contrary, it is the Strategic **deviation** from alleged Pace Pars that produce profitable winners.

Shortly after the publication of his third book, *Handicapping By Example*, Quirin bowed out of the handicapping field altogether. He has produced nothing about the subject for over thirteen years. Yet reference to his Par Time theories and "Race Shapes" are still being made in many books and articles as if they were current concepts.

This does not negatively reflect upon author Quirin. It does tell us a lot about the sad fact that contemporary author-experts really have no original ideas.

Q: I've seen word "Energy" used by several authors. How is it so different the way you use it? And, what is Total Energy?

A: Yes, the word energy has been used as the noun it is but never before as a Proper Noun naming a specific formula. Our basic Energy Formula converts Velocity into the percentage of ENERGY expended by a horse in each fraction.

Regardless of recorded times, we have the means of determining if a horse expends **too much** of its energy EARLY, had too little ENERGY left in its final fraction, or if its LATE ENERGY expenditure is sufficient to overcome the Early leaders.

TOTAL ENERGY is an esoteric formula compounding Incremental Velocity into a single number. In a test of 1,000 races, following directions for the procedural use of our advanced computer programs, the WIN horse of each races ranked in the top 5 and ties in TOTAL ENERGY 98% of the time. In the TOP 3, 75% of the time. No previous formula devised by us - or even claimed by anyone else, matches this feat.

The questions I've answered come apparently from those who do not realize that they are echoing the archaic mistakes of those who have failed to grow and accept the realities of today's racing along with its new problems and solutions. They don't fully appreciate the effect of the Internet and its influence on Racing Secretaries who card races at major tracks featured on the Web. Races are not being fixed by these Secretaries, they're being carded so that obvious choices will win more often in order to create a mass demand for the product.

Tragically, the "product" has become racing itself. Once a sport like Baseball, Basketball and Football (among others), it's now a commodity to be merchandised so that with Internet access, Joe Averages all across the continent, can go home from track or betting sight and brag about having a few winners just betting favorites.

Another vital change in today's racing is the decline of America's breeding industry causing a dearth of truly great race horses. The majority of our claimers, allowance and some stakes horses are relatively mediocre animals. Hence, man-made class figures most handicappers are so dependent upon have, to a degree, become useless.

Strangely enough man-made class figures for claimers were never held in great reverence by the noted handicapping experts of the past. The late Ray Taulbot, gone for decades, said this long ago.

*Too many players
are obsessed
with the idea
that claiming
prices are clear-cut
indications of class.*

RAY TAULBOT

With the decline in the quality of horses we bet, comes the decline in the output of so-called experts. This attrition is the result of greed and overt dishonesty but chiefly from an abysmal lack of creativity. This lack applies not only to alleged experts and their readers, but most especially to the Editors of the Daily Racing Form and other publishers of racing books, journals and periodicals.

As for alleged information on the internet about handicapping, most of it is the equivalent of the much discussed website pornography. Like virtually every other source of handicapping information, it is not policed or subject to the scrutiny of any moral or legal body. The user is subjected to the personal opinions of anyone on the internet be they relatively sane or psychopathic. The tragedy is that so many horse "PLAYERS" are so desperate for winning advice that they'll accept as gospel anything they see in print, regardless of the source.

Some may wonder about my use of quotation marks, capitalization and other variations of the term "Horseplayer." I emphasize PLAYER as defining the typical race goer who does nothing more than "play" the horses. Successful Handicapper/Wagercappers work both the races and the odds, betting only on events that show a substantial profit expectancy. These workers also have minds that are open to new ideas, revolutionary concepts and formulae that deviates from linear mainstream rules, figures and methods.

Horseplayers cling to old rules and subjective, ego-centered concepts that are, for the most part, no longer applicable to success in today's racing. In short, racing has changed, they haven't, and since they have logic-tight minds, they probably never will.

The question that must be faced by every horse racing aficionado is: Which will I be: Handicapper/Wagercapper —or Horse"PLAYER"?

Having cast some aspersions on the general corruption and chicanery that dominates the field of alleged "handicapping experts," it becomes incumbent upon me to demonstrate some of the realities I've written about in this "White Paper." This means showing readouts and results from actual races handicapped by individuals following the specific directions governing the use of advance computer programs from the Sartin Methodology. Sorry to say that none of these readouts can be produced by hand or a calculator.

These races are real, and can be found in back issues of the DRF or in various Past Performance and Result data bases that are among the good things provided by internet access.

No manual adjustments or input of any kind was ever used. All races are seen exactly as they came from the printer, downloaded from TrackMaster, *automatically* Equalized, Normalized and adjusted by our own added algorithms.

We will go to tracks throughout the U.S. and Canada, examining results from major and minor tracks and those in-between. Readouts and results will be from Routes, Sprints and Turf races. Weather will not be considered one way or the other.

These races were handicapped, bet on and won by clients of today's SARTIN METHODOLOGY using our program:

SARTIN 2001: A PACE ODYSSEY The VALIDATOR

The power of THE VALIDATOR has been established. In concert with key readouts from our other most advanced program, SYNTHESIS, it has taken the confusion and most of the anxiety experienced by so many seeking success in horse race betting.

Let me now establish a fact at which many will resent and doubt. You can prove it to yourself by standing at the finish line of any track. As the winner hits the wire, blink your eyes for a second. By the time you open them again, three, even four horses will have passed beyond the finish. There is usually less than a second of time separating the first three or four finishes, indicating that, despite generations of myth declaring otherwise, there is seldom a truly best horse in any race. This is why we bet on **two** horses to win and make far more profit than our one-horse-to-win counterparts.

Demanding overlays for WIN only, each client-user sets personal minimum acceptable win odds. Mine are 5-2. We then HIDE horses with the lesser odds.

AFTER HIDES, we bet with impunity any horse in our TOP 3 Bottom Line/Betting Line TIERS (Not Ranks) as confirmed by the RANKINGS in the VALIDATOR. It may surprise some "horseplayers," but not my clients, that the 3rd Tier BL/BL horse is generally the most profitable bet.

The VALIDATOR will often agree with BL/BL. But not always. Sometimes it improves a horse's RANK, creating greater betting confidence. With BL/BL Validated or improved by the VALIDATOR and the INCREMENTAL PACE GRAPH, losing more than a few races out of any 20 race cycle is virtually impossible **if directions are followed.**

Here is one example from our computerized Wagering Decision Form:

superior to the collective wisdom of the general horseplaying racing public, the serious handicapper would make a profit.

That was in 1975. My slogan then, and still is, "The Cure For Losing is WINNING!"

That slogan was chosen since in all the history of treatment for what the Psychiatric Dictionary calls: "Pathological Gambling," the cure rate, be it through Gamblers Anonymous or Psychology/Psychiatry is the lowest of that for any other form of addiction. Alcohol and narcotic addicts know there is no rainbow at the end of those roads. But gamblers, if converted to pari-mutuel Investors, know that some do win. It can be seen in the race results in any newspaper. Some persons are getting those payouts. So the winning quest shared by my truck drivers was not an illusion or pipe-dream. It was a valid assumption. They just wanted a way to be able to get a share of the pie.

Since 1975 I've become increasingly aware of the fact that if any potential handicapper/wagercapper has a Methodology that is truly valid, he/she can win and profit if they follow the directions given for using the procedure. At one time I wrote that success at the races was 20% handicapping and 80% psychological. In recent years, with the advent of our advanced concepts and procedures, it has become an incontrovertible fact that winning is 100% psychological.

My winning clients agree. Those few who are still non-winners do not. Perhaps that is why they do not enjoy the success I've prescribed for them. The want to be "Handicappers" by classic-conventional definition, using the age-old techniques offered as "Rules" by the mainstream and its "conventional wisdom."

Winning is **not** conventional. 95% of race goers lose on a daily basis. That's conventional!

With personal psychology playing the major role in success, I would be remiss if I did not include at least one column from The Follow Up series entitled, *The Psychology of Winning*.

Missing something?

Issue #59 ~ Introducing Pace Launcher with new Pace Line Selection Guidelines

Issue #60 ~ The Era of the Corollary with Sartin Glossary of terminology

Issue #61 ~ Value Wagering and advanced Pace Launcher corollaries, Pace Launcher 4

Issue #62 ~ Step by Step instructions given in detail for a full 9 race card

Issue #63 ~ Answers given to ALL problems encountered prior to this issue

Issue #64 and # 65 ~ Both issues are dedicated to helping you make profitable Decisions

Issue #66 ~ Introduction and explanation of Synthesis

Issue #67 ~ Benefits unique to the TrackMaster download and Money Management

Issue #68, #69 and # 70 ~ Exploring TODAY'S realities in Handicapping Success and how they differ from the past.


Issue #71, #72 and #73 ~ An objective testing of our Bottom Line/Betting Line with real money by Mark Cramer.

Issue 74 ~ First of the Cracking the Corollary Code series, Art & Science of Passing Races

Issue 75 ~ WAGERCAPPING issue

Issue 76 ~ WAGERCAPPING pt 2 - Diagnostics, Prognosis & Treatment

Back Issues of the Follow Up are \$12.50 each



Confusion

The Cure

The most universal problem among handicapper/wagercappers is ***confusion***. They become confused whenever faced with having to make a decision in a stochastic event, more specifically, horseracing. Casino games are played so fast that there is no time for second guessing or introspection. This fact doesn't help the player to win, it merely creates a situation where snap judgments must be made.

As we've observed from some letters to Vox Populi (a feature in The Follow Up, our bi-monthly journal) a minority of clients are freezing at the moment of truth and doing things that are self-destructive even though their selections are correct. This is the old Thanatos (death wish) bugaboo at work. We've often discussed this in the Follow Up. Albeit subconscious, the death wish or self-willed destruction is prominent in horse race handicapping and wagering. Although it may be based on childhood conditioning and the concept that gambling is evil, it is fortified by the 25 minutes between races.

I have no use for casino gambling. However, if the same snap judgements made from a spontaneous response were applied at the track or off-site wagering center, those who do not win because of second guessing themselves, or trying to over analyze, would win more often.

The best way to avoid those internal terrors and self-torture taking place in the psyche between races is to *compartmentalize*.

One of the true benefits of psychotherapy is getting clients to learn how to compartmentalize the various aspects of life constantly dwelling on the mind, nagging at the capacity to focus and tearing at the emotions. Many geniuses and creative persons have earned fame and \$\$\$ because they do not allow any overlap from one area of their life to creep into another area. They have developed the ability to focus solely on one thing at a time, allowing no input from any other problem in their lives.

Learning to compartmentalize is not hard. The difficulty comes when the individual does not truly desire to eradicate overlaps for any reason, the most pronounced being self-pity and self-absorption.

Here's a short example of worries and problems:

<i>Health</i>	<i>Interpersonal Relationships</i>	<i>Family</i>	<i>Work</i>
<i>Personal Anxieties</i>	<i>Money</i>	<i>Frustration</i> <i>(over past experiences)</i>	<i>Fear</i> <i>(of betting)</i>

When these or other concerns OVERLAP into your handicapping and wagercapping, it's like pouring polluted material into your food or drinking water. Compartmentalizing is nothing more than placing a solid barrier around any other problems or concerns that interfere with whatever it is on which you should be focusing during a given time period.

You have probably noticed that sexual activity, moments of intense religious experience, meditation, a riveting TV show, movie, musical or dramatic performance that command our complete attention or, having to make a speech before an audience, are some of the things that force us to abandon all ancillary concerns and focus on the **now**!

If you wish to succeed at the races, include your Handicapping and Wagercapping in the above group. While working at this avocation let nothing sift through the compartment it occupies. It's not all that difficult. I repeat, **just focus**.

The chief problem is that most persons don't want to forget their troubles and cares. They feast on them. They are the source of sympathy and compassion from family and others often mistaken for love. It's not love but a form of pity. Is that what you want?

The other problem, some of those who send me e-mail keep telling me, is that their problem *is* handicapping/wagercapping itself. They just lose all equanimity when favorites win and they didn't bet them. They also panic when an overlay wins when they bet the top two favorites. They complain that trying to wager at more than one track at a time or on the same day, is emotionally taxing. They are not alone, we've all experienced these things early on. We simply learned through will power to overcome. The power of Will, enhanced by support groups like AA and NarcAnon is the reason that these groups enjoy the success they've had. Without will power **no** cure is possible for any problem, including Problem Gambling or related anxieties.

The Follow Up is designed to help with such problems not offer pity. A few (fortunately very few) fail to read or digest articles like this in The Follow Up. They refuse to exercise any **will power** and opt for pity disguised as sympathy.

In so many cases, after any kind of failure, these individuals come up with some new criteria, based on subjective short-lived statistics that cause them to ignore my carefully researched directions in order to dance merrily down a path of their own, despite the fact that so many others are winning following those directions which these few are ignoring or pirouetting away from. They simply ignore the all the mail from winners in Vox Populi that inspires so many others to accept and *follow* proven directions and win!

A few clients even seem to think that their problem is not in themselves but Fate and Luck. Whether it's their own or the horse's I've never been able to determine. All too often they zig when they should zag. Choosing a track dominated by winning favorites instead of surfing various tracks for value.

"Playing" the wrong races based on some old mainstream rules about the allegedly "PLAYABLE" race, often depletes the bankrolls of these few. They can't seem to get it through their heads that in today's racing, going against such rules produces the long shots.

One client claims to have lost all photo finishes and always has the disqualified horse in every inquiry. That's self delusion bordering on Paranoia. If he really believes it, he needs psychiatric help.

DIRECTIONS

Our directions say to handicap all races except maidens with too many first time starters (determining "too many" is up to you) and races with foreign horses that have no North American pacelines. If you're a trainer-breeding expert, you may go against such directions, but at your own risk. I tried Trainer-Breeding handicapping by the book and lost 17 in a row. Obviously I've never deluded myself into thinking that I'm expert in these fields. Thankfully, my 17 losing bets were made on paper only: the only test that validates expertise.

The directions don't even suggest that you bet all races you handicap. Only that you handicap virtually all of them looking for VALUE. When you don't find it through your readouts led by BL/BL, plus the help of some logic, experience and feeling - PASS. DON'T BET!

But you have to handicap them all. WHY? Go to some trackside seminar. The experts, because their sponsors tell them to, give selections for every race and always give out 3 horses, sometimes adding a 4th as a long shot possibility. They don't pass certain races because, with rare exceptions, commercial sponsors won't allow it. Consequently, they play it safe and usually come up with horses that have all the time-honored mainstream qualities of winners. As a result, playing it safe produces mostly lower paying winners in their top 3.

By playing safe they miss the horses that most often provide the big overlays. As I said in a recent Follow Up, I purchased a \$56 selection service for Del Mar just to test the above theory. This one didn't offer selections for every race but still gave out at least three horses in the races they did recommend betting.

For the meet, they had 50% winners but 75% of their choices were favorites or near-favorite. Only 8 double digit winners for the entire meet. Had we made even \$5 bets on their recommendations, we'd be at least a thousand dollars in the hole.

The experience was worth the \$56 cost. My experience with the choices of experts over a period of many years makes even our few non-winners look like gold. Most of our clients can out-handicap any expert at home on paper. Their problems come from anxiety and lack of focus at the moment of truth: wagering.

Now we come to the reason for our new program -

THE SARTIN METHODOLOGY, INC

SARTIN: 2001 A PACE ODYSSEY

THE VALIDATOR

**with VELOCITY-DECELERATION & V/DC
TrackMaster download version 1B
with Improved Bottom Line/Betting Line
and dynamic new Multi-Track Access**

©1976 - 1999 All Rights Reserved

SARTIN 20001: A PACE ODYSSEY

"THE VALIDATOR"

KEY PHRASE: "THE VALIDATOR."

Several hundred clients had no trouble showing a profit from the combination of corollaries and Bottom Line/Betting Line Tiers from our advanced program, SYNTHESIS. Many won satisfactorily using the corollaries from the less advanced Pace Launcher 4, downloading from TrackMaster, but only when directions were followed.

By the same token some do not win with these programs, claiming confusion over which corollaries they should use and use and when.

No amount of additional instruction offered in the Follow Up, e-mail or by letter seemed to ameliorate this confusion. Personal counseling helped. For short periods non-winners who sought personal counseling would win and profit. Then, as in all forms of recidivism, most reverted to their old ways and suffered the same problems. They failed to focus on what they did to profit for a week or two after seeking personal help.

Instead of giving up on those with insufficient will power, who said they couldn't (wouldn't) visualize and focus, I spent hundreds of hours developing formulae that would completely validate betting choices with almost no focus, visualization or compartmentalization. While it pains me to suggest it, anyone who fails to win with this VALIDATOR program, does not truly want to win.

To demonstrate this fact I'll take you to Del Mar, July 30, the 2nd race. Note that EMERALD, the horse that placed is HIDDEN for win only. It would be utilized in the BEFORE HIDES readout only for those who cannot resist Exacta wagering.

DMR0730- 2 5.5D \$29,000

BOTTOM LINE -- BETTING LINE

PNCNAME LdNT		SR	72	PR	BAL	LS	TIE	ODDS	TRKDISTS	M/L	DAYS	AGE
5	BREAK1		78	70	2	22.8		EVEN	HOL 5.0D	5/1	36	2
9	SMART1	1	75	70	8	20.5		9-5	GG 5.0D	8/1	47	2
6	GILLY1		73	70	7	16.8 *		3-1	HOL 5.0D	12/1	16	2
2	BORN 2		72	68	5	16.8 *		3-1	HOL 5.0D	6/1	26	2
3	EMERA1	1	72	70	8	15.3		7-2	GG 5.0D	4/1	47	2

SYNTHESIS POWER RANKINGS AND FRACTALS

#	PNCNAME	LdNT	SR	L T		PRIM										SUPP					FRACT			ESP	SCBL		
				S	P	E	L	C	T	H	F	F	LS	R	S	P	X	E	T	P	LS	R	E			L	N
1	2	BORN 2		72	5	2	2	5	5	1	2	3	5	23	3	4	5	4	2	2	17	4	5	2	3	PRE	2.0
2	3	EMERA1	1	72	1	5	5	2	4	3	3	5	4	26	4	5	4	5	5	5	24	5	4	5	4	E/P	
3	5	BREAK1		78	3	1	1	4	1	2	1	1	1	11	1	1	1	1	1	5	1	1	1	1	1	PRE	4.0
4	6	GILLY1		73	4	3	4	1	3	4	5	4	2	23	3	3	2	3	3	13	2	3	3	2	2	S/P	
5	9	SMART1	1	75	2	4	3	3	2	3	4	2	3	20	2	2	3	3	4	4	16	3	2	4	5	E/P	

FRACTALS WEIGHTED: E=Early L=Late N=Normal

DMR0730- 2 5.5D \$29,000

THE VALIDATOR

PNCNAME LdNT	TOT-R	TPV-R	TDC-R	V/DC-R
2 BORN 2	2	3	3	3
3 EMERA1 1	5	4	5	4
5 BREAK1	1	1	1	1
6 GILLY1	3	2	2	2
9 SMART1 1	✓ 4	2	4	2

6-GILLY'S GHAZI	3	2.60	2	2.50	2	2.00	1	0.00	70	61.40
4-IM TOUGH ENOUGH	1	0.00	1	0.00	1	0.00	2	0.50	69	2.30
3-EMERALD PENDANT	5	4.20	5	4.20	3	3.50	3	1.00	68	8.00
9-SMARTER IS BETT	4	2.70	3	2.60	4	3.60	4	3.00	66	4.20
1-MANTILLA	7	7.30	6	8.70	6	8.60	5	7.00	61	6.50
8-STORMIN' NANA	6	7.20	7	9.70	8	9.70	6	8.30	60	22.40
7-LET'S PLAY GIN	9	10.80	8	9.80	7	8.70	7	8.50	59	16.40
5-BREAKPASATBLUEB	2	2.50	4	2.70	5	6.10	8	8.60	59	2.60
2-BORN TO BE SPOI	8	9.80	9	12.30	9	14.70	9	17.60	48	15.20
TOTALS:		22.2		46.0				105.6		

SCRATCHED (NONE)

6-GILLY'S GHAZI	124.80	35.00	9.00
4-IM TOUGH ENOUGH		4.60	3.20
3-EMERALD PENDANT			5.00

Exacta	6-4	292.90
Quinella	4-6	208.80
Trifecta	6-4-3	1,615.10

DMR0730- 2 5.5D \$29,000

#	PNCNAME	Ld	N	T	LATE EARLY	TOT R
1	2 BORN 2			1.5	>	166.2 2
2	3 EMERA1	1		-9.2	P<-----	165.0 5
3	5 BREAK1			1.3	>	167.3 1
4	6 GILLY1			-8.4	W<-----	165.5 3
5	9 SMART1	1		-4.5	<----	165.4 4

EX-L V-L M-L <E> M-E V-E EX-E
DMR0730- 2 5.5D \$29,000

INCREMENTAL MATCH-UP GRAPH

#	PNCNAME	L	1F	2F	3F+TOTAL PACE
1	2 BORN 2		5-->	1-->	3-->
2	3 EMERA1		2-->	3-->	4-->
3	5 BREAK1		3-->	2-->	1-->
4	6 GILLY1		4-->	4-->	2-->
5	9 SMART1		1-->	3-->	2-->

The Early-Late Difference Graph made a big difference at Del Mar. The bulk of the low paying favorites ran EARLY on this graph. As you can see, GILLY. The \$124.80 winner ran LATE, as did EMERALD who showed. I've written about it dozens of times. Show horses often have the same running patterns as winners, but usually with not enough TOTAL ENERGY to hit the wire first. GILLY ranks 3rd on Total Energy, EMERALD, 5th. On the INCREMENTAL PACE GRAPH Gilly is tied for 2nd with SMART.

More evidence that TOTAL ENERGY equates with TRUE Class. In testing over a thousand races, the winner was in the top 5 ranked Total Energy horse 97.8% of the time.

BREAK, #1, goes off at 2.6-1. No one in their right mind would ignore GILLY, #2 for an across the board bet. As for your second bet: SMART BREAK, depending on your confidence level.

We subtitled this program THE VALIDATOR because the readouts following BL/BL, on which the winner ranks tied for 3rd, support GILLY **more** (2nd) than the horse with whom it was tied.

With a set of records showing the dominance of LATE for overlays at so many tracks, plus a tie for second ranking in TWO other readouts, a bet on GILLY is **validated** with no possible confusion that some clients experience just from looking at BL/BL and Corollary Rankings.

This race produced a \$124.80 winner, one of the bigger longshots from a Del Mar meet that frustrated many because of its plethora of winning favorites. However, there were enough Overlays dominating our readouts throughout the meet to make it a profitable one.

The problem was that the track was resurfaced and made slower with final times that were not reflective of the previous three years that created the speed rating. Consequently horses running a second faster at Hollywood Park with 83 SR's were regularly beating horses with Del Mar lines showing SR's of 90 for the same distance.

The TrackMaster staff recognized this and, in concert with our adjustments, equalized and normalized lines in a way that discounted those false Del Mar SR's, making a Hollywood line in the last three, superior to Del Mar lines with falsely high SR's. No other downloading service, including BRIS, makes such adjustments.

In Follow Up #76, I showed some readouts for this program in *Work In Progress*. I said it was not yet perfected to my satisfaction. Now it is. Here are some examples of how and why.

BEFORE

CRC0717- 1 7.0D \$22,500

BOTTOM LINE -- BETTING LINE

PNCNAME	LdNT	SR	84 PR BAL.	LS TIE	ODDS	TRKDISTS	M/L	DAYS	AGE	
2 NICKT1	1	85	85	7	20.5	9-5	CRC 7.0D	6/1	19	4 <u>W</u>
7 SUNNY1		86	80	7	20.3	9-5	CRC 6.0D	5/1	15	3
1 J T'S3		85	83	7	17.5	5-2	GS 5.5D	15/1	13	4
5 NORTH2		85	81	5	16.5	3-1	CRC 7.0D	4/1	28	3 <u>P</u>
3 CLASS2		83	84	4	16.0	3-1	CRC 6.0D	3/1	21	4 <u>S</u>

EX TRI QU BET WON

SYNTHESIS POWER RANKINGS AND FRACTALS

				LST		PRIM								SUPP								FRACT					
#	PNCNAME	LdNT	SR	P	T	E	L	C	T	H	F	P	X	LS	R	S	F	E	T	P	LS	R	E	L	N	ESP	SCBL
1	1 J T'S3		85	1	5	5	1	3	5	1	4	1	20	3	3	1	2	5	4	15	4	3	5	2	S/P	6.0	
2	2 NICKT1	1	85	3	2	2	4	2	2	2	1	4	17	1	1	4	3	3	3	14	3	5	3	5	E/P	1.0	
3	3 CLASS2		83	4	3	3	3	5	3	5	3	3	25	5	4	3	4	1	1	13	2	2	1	1	PRE	2.0	
4	5 NORTH2		85	5	1	1	5	4	1	4	1	5	21	4	5	5	5	2	2	19	5	4	2	4	E/P		
5	7 SUNNY1		86	2	4	4	2	1	4	3	2	2	18	2	2	2	1	4	3	12	1	1	4	3	E/P	2.0	

FRACTALS WEIGHTED: E=Early L=Late N=Normal

CRC0717- 1 7.0D \$22,500

VELOCITY, DECELERATION and V/DC

PNCNAME	LdNT	VELOCITY					DECELERATION				V/DC	
		TE-R	EPV-R	MPV-R	LPV-R	TVL-R	EDC-R	MDC-R	LDC-R	TDC-R		
1 J T'S3		5	2	1	2	3	5	1	1	1	552.13	1 P
2 NICKT1	1	2	5	4	2	1	2	4	3	3	548.25	4 W
3 CLASS2		3	3	3	2	2	3	2	2	2	550.69	2 S
5 NORTH2		1	4	5	2	4	1	5	4	4	548.01	5
7 SUNNY1		4	1	2	1	1	4	3	5	5	548.59	3

SCRATCHED Oil City

2-NICKTHEHOUSEBUSTER

5-NORTH PICK

3-CLASSY CAPOTE

21.60 8.20 4.60

6.20 3.60

3.80

Exacta
Trifecta

2-5
2-5-3

73.00 L
336.00 L

What good is a readout (BEFORE) that validates *only* if the client has interpretive skills? A validator must offer absolutely no chance of further confusing those already drowning in a sea of frustration, confusion and indecision.

Hence this AFTER formulae that leaves no possible doubt that NICK, the \$21.50 winner an *obvious* wager.

If one cannot break the tie with J.T, then both become wagers. The tie is easily broken by those with some insights regarding readouts. J.T. is 5th in TOTAL ENERGY, 3rd on Primary LS Ranking, Nick is 2nd TE, and 1st on Primary LS Ranking and on BL/BL. However, the user still wins even without interpretive skills.

As you can see the winner NICK goes from 4th to 1st on V/DC, the program's most important readout. The various readouts like EPV, MPV, LPV and their Deceleration counterparts have been eliminated. The reason is quite simple. Clients would try to analyze them separately and we'd be right back to the old interpretation problem, reading things into rankings that might create the problem we're avoiding: **interpretation**.

Sartin One-on-One

Procedure & Concept Winning Step by Step The Psychology of Winning

Get the 3 Video Set and/or the 5 Audio Set -

Same information, same 3 workbooks

"Simply great!"

Video Series \$99

Audio Series \$60

CRC0717- 1 7.0D \$22,500

AFTER

BOTTOM LINE -- BETTING LINE

PNCNAME	LdNT	SR	PR	BAL	LS	TIE	ODDS	TRKDISTS	M/L	DAYS	AGE	
2	NICKT1	85	85	7	20.5		9-5	CRC 7.0D	6/1	19	4	W
7	SUNNY1	86	80	7	20.3		9-5	CRC 6.0D	5/1	15	3	
X1	J T'S3	85	83	7	17.5		5-2	GS 5.5D	15/1	13	4	
5	NORTH2	85	81	5	16.5		3-1	CRC 7.0D	4/1	28	3	P
3	CLASS2	83	84	4	16.0		3-1	CRC 6.0D	3/1	21	4	S

SYNTHESIS POWER RANKINGS AND FRACTALS

#	PNCNAME · LdNT	SR	L T		PRIM								SUPP								FRACT			ESP	SCBL
			S	O	E	L	C	T	H	F	F	X	LS	R	S	P	E	T	T	P	LS	R	E		
1	1 J T'S3	85	1	5	5	1	3	5	1	4	1	20	3	3	1	2	5	4	15	4	3	5	2	S/P	6.0
2	2 NICKT1	85	3	2	2	4	2	2	2	1	4	17	1	1	4	3	3	3	14	3	5	3	5	E/P	1.0
3	3 CLASS2	83	4	3	3	3	5	3	5	3	3	25	5	4	3	4	1	1	13	2	2	1	1	PRE	2.0
4	5 NORTH2	85	5	1	1	5	4	1	4	1	5	21	4	5	5	5	2	2	19	5	4	2	4	E/P	
5	7 SUNNY1	86	2	4	4	2	1	4	3	2	2	18	2	2	2	1	4	3	12	1	1	4	3	E/P	2.0

FRACTALS WEIGHTED: E=Early L=Late N=Normal

CRC0717- 1 7.0D \$22,500

THE VALIDATOR

PNCNAME	LdNT	TOT-R	TPV-R	TDC-R	V/DC-R
1 J T'S3		(5) ✓	(3)	2	1
2 NICKT1		✓2	✓1	✓1	✓1 W
3 CLASS2		3	2	5	5 S
5 NORTH2		1	4	4	4 P
7 SUNNY1		4	1	3	2

CRATCHED Oil City

2-NICKTHEHOUSEBUSTER

5-NORTH PICK

3-CLASSY CAPOTE

✓ 21.60 8.20 4.60
 6.20 3.60
 3.80

Exacta

2-5

73.00 ✓

Trifecta

2-5-3

336.00 ✓

INCREMENTAL MATCH-UP GRAPH

#	PNCNAME	1F	2F	3F+TOTAL PACE
1	1 J T'S3	2->	5->	1->
2	2 NICKT1	5->	2->	1->
3	3 CLASS2	3->	3->	5->
4	5 NORTH2	4->	1->	4->
5	7 SUNNY1	1->	4->	2->

BEFORE

CRC0717- 5 9.0T \$17,500

BOTTOM LINE -- BETTING LINE

PNCNAME	LGNT	SR	PR	BAL	LS	TIE	ODDS	TRKDIST	M/L	DAYS	AGE	
2	SUNNY5	1	92	87	2	22.0	3-2	GP 8.5T	6/1	28	8	<u>W</u>
7	CAMERA4	1	85	87	5	19.3	2-1	GP 8.5T	10/1	12	4	<u>P</u>
3	VILHE2		84	83	10	18.3	5-2	TAM 8.5T	4/1	40	7	
8	THE I2		82	86	5	12.3	9-2	HIA 8.5D	6/1	90	7	
1	CLEVE1		82	86	10	8.0	7-1	CRC 8.5T	3/1	41	6	<u>S</u>
4	RUSSI1		83	86	10	7.5	8-1	CRC 8.5D	5/1	12	5	

EX _____ TRI _____ QU _____ DET _____ MON _____

SYNTHESIS POWER RANKINGS AND FRACTALS

SYNTHESIS POWER RANKINGS AND FRAGILES																											
				PRIM												SUPP											
#	PNCNAME	LGNT	SR	L S O		E P P	L C T	H F F	X	LS	R	S P N	F L X	T S	T P	LS	R	FRACT			ESP	SCBL					
				P	T													E	L	N							
1	1	CLEVE1		82	3	5	3	5	6	3	3	5	6	11	5	6	6	5	6	5	28	6	6	6	5	SUS	4.0
2	2	SUNNY5	1	92	1	1	5	1	1	1	1	1	1	1	1	5	1	1	1	1	5	1	1	1	1	LAT	4.0
3	3	VILHE2		84	2	6	4	3	3	5	5	3	2	25	3	3	2	3	5	4	17	3	3	4	3	LAT	4.0
4	4	RUSSI1		83	5	4	1	6	4	6	6	6	4	13	6	5	4	6	4	5	24	5	2	5	6	S/P	
5	7	CAMERA4	1	85	4	2	6	2	2	2	3	19	2	3	2	2	2	11	2	2	11	2	4	2	2	LAT	5.0
6	8	THE I2		82	6	3	2	4	5	4	4	4	5	28	4	4	5	4	3	3	19	4	5	3	4	SUS	3.0

FRACTALS WEIGHTED: G=Early L=Late H=Normal
CRC0717- 5 9.0T \$17,500

VELOCITY, DECELERATION and V/DC

PNCNAME	LGNT	TS-R	VELOCITY				DECELERATION				V/DC R	
			EPV-R	LPV-R	TPV-R	TVL-R	EPV-R	MPV-R	TPV-R	TDC-R		
1	CLEVE1		5	2	4	2	4	2	2	2	556.66	2 S
2	SUNNY5	1	1	3	1	2	1	4	4	3	552.100	3 W
4	RUSSI1		4	1	5	2	4	1	5	5	551.90	4
7	CAMERA4	1	2	4	2	2	2	5	3	4	550.60	5 P
8	THE I2		3	2	3	1	3	3	1	1	557.05	1

SCRATCHED Wild Forest, P. D. Lucky

2-SUNNY DEPUTY

7-CAMERON'S FROLIC

1-CLEVER LUIS

~20.80 11.40 7.20

9.80 5.60

5.00

Exacta

2-7

186.60 ✓

Trifecta

2-7-1

908.00 ✓

CRC0717- 5 9.0T \$17,500

AFTER

BOTTOM LINE -- BETTING LINE

				86																			
PNCNAME	LdNT	SR	PR	BAL	LS	TIE	ODDS	TRKDISTS	M/L	DAYS	AGE												
2	SUNNY5	1	92	87	2	22.0	3-2	GP 8.5T	6/1	28	8											W	
7	CAMERA4	1	85	87	5	19.3	2-1	GP 8.5T	10/1	12	4											P	
3	VILHE2		84	83	10	18.3	5-2	TAM 8.5T	4/1	40	7												
8	THE I2		82	86	5	12.3	9-2	HIA 8.5D	6/1	90	7												
1	CLEVE1		82	86	10	8.0	7-1	CRC 8.5T	3/1	41	6											S	
4	RUSSI1		83	86	10	7.5	8-1	CRC 8.5D	5/1	12	5												

SYNTHESIS POWER RANKINGS AND FRACTALS

				L T		PRIM										SUPP										FRACT				
#	PNCNAME	LdNT	SR	S	O	E	L	C	T	H	F	F			S	F	Z	T	T			E	L	N	ESP	SCBL				
				P	T	P	R	P	T	E	W	X	LS	R	P	X		S	P	LS	R									
1	1 CLEVE1		82	3	5	3	5	6	3	3	5	6	31	5	6	6	5	6	5	28	6	6	6	5	SUS	4.0				
2	2 SUNNY5	1	92	1	1	5	1	1	1	1	1	1	11	1	1	1	1	1	1	5	1	1	1	1	LAT	4.0				
3	3 VILHE2		84	2	6	4	3	3	5	5	3	2	25	3	3	2	3	5	4	17	3	3	4	3	LAT	4.0				
4	4 RUSSI1		83	5	4	1	6	4	6	6	6	4	33	6	5	4	6	4	5	24	5	2	5	6	S/P					
5	7 CAMERA4	1	85	4	2	6	2	2	2	2	2	3	19	2	2	3	2	2	2	11	2	4	2	2	LAT	5.0				
6	8 THE I2		82	6	3	2	4	5	4	4	4	5	28	4	4	5	4	3	3	19	4	5	3	4	SUS	3.0				

FRACTALS WEIGHTED: E=Early L=Late N=Normal

CRC0717- 5 9.0T \$17,500

THE VALIDATOR

PNCNAME	LdNT	TOT-R	TPV-R	TDC-R	V/DC-R
1 CLEVE1		5	4	4	(4) Sh
2 SUNNY5	1	1	1	1	(1) W
4 RUSSI1		4	4	5	4
7 CAMERA4	1	2	2	3	(2) P
8 THE I2		3	3	2	2

SCRATCHED Wild Forest, P. D. Lucky

2-SUNNY DEPUTY

~20.80 11.40 7.20

7-CAMERON'S FROLIC

9.80 5.60

1-CLEVER LUIS

5.00

Exacta

2-7

186.60 ✓

Trifecta

2-7-1

908.00 ✓

INCREMENTAL MATCH-UP GRAPH

#	PNCNAME	L	1F	2F	3F+TOTAL PACE
1	1 CLEVE1		3->	4->	4->
2	2 SUNNY5		4->	1->	1->
3	4 RUSSI1		1->	5->	4->
4	7 CAMERA4		5->	3->	2->
5	8 THE I2		2->	2->	2->

CRC0717- 5 9.0T \$17,500

#	PNCNAME	Ld	N	T	LATE EARLY	TOT	R
1	1 CLEVE1			-10.8	----- S	163.9	5
2	2 SUNNY5	1		-25.9	X----- W	167.4	1
3	3 VILHE2			-15.7	-----	162.8	6
4	4 RUSSI1			-4.4	-----	164.1	4
5	7 CAMER4	1		-27.1	----- P	166.2	2
6	8 THE I2			-9.7	-----	165.4	3
EX-L V-L M-L <E> M-E V-E EX-E							

While the public seems obsessed with horses that run early, especially in sprints, this is seldom the case in 5 and 5.5 furlong races. as you can see, SUNNY, the \$18.80 winner of this race, ran LATE. This is the only authentic graph in all of handicapping that truly reveals EARLY late Energy Exertion patterns.

LRL0709- 6 7.0D \$24,000
ACCELERATION, DECLERATION and A/DC

BEFORE

		AC				
PNCNAME	LdNT	TE-R	EPV-R	LPV-R	TPV-R	TAC-R
2 BOLO 2		1	4	1	2	1
5 PONCH1		3	1	3	2	2
6 ROYAL2		4	2	4	2	4
7 HARDB2		2	3	2	1	2

		DC				
PNCNAME	LdNT	TE-R	EPV-R	MPV-R	TPV-R	TDC-R
2 BOLO 2		1	4	1	1	1
5 PONCH1		3	3	3	4	4
6 ROYAL2		4	2	4	3	3
7 HARDB2		2	1	2	2	2

A/DC	R
562.78	1
552.98	3
552.76	4
560.07	2

SCRATCHED (NONE)
5-PONCHO DUCK
4-DR. BANTING
7-HARDBALL

✓ 18.80 8.60 6.60
5.40 4.00 6.40

AFTER

LRL0709- (6) 7.0D \$24,000

BOTTOM LINE -- BETTING LINE

PNCNAME	LdNT	SR	86 PR BAL	LS TIE	ODDS	TRKDISTS	M/L	DAYS	AGE	
2 BOLO 2		93	85	3	22.0	3-2	PIM 6.0D	5/2	14	5
5 PONCH1		89	84	4	21.5	8-5	LRL 7.0D	6/1	9	5
7 HARDB2		89	86	6	20.0	9-5	PIM 6.0D	10/1	26	6
6 ROYAL2		89	86	7	18.3	5-2	PIM 6.0D	7/2	47	5

SYNTHESIS POWER RANKINGS AND FRACTALS

				L T		PRIM										SUPP										FRACT				
#	PNCNAME	LdNT	SR	S	O	E	L	C	T	H	F	F	X	LS	R	S	F	E	T	T	P	LS	R	E	L	N	ESP	SCBL		
1	2	BOLO 2	93	1	1	4	1	1	(1)	1	3	3	14	1	1	1	3	1	1	1	7	1	3	1	1	1	SUS	2.0		
2	5	PONCH1	89	2	3	(2)	3	3	(3)	3	(2)	(1)	17	(2)	1	1	1	3	3	3	11	3	1	3	3	1	PRE			
3	6	ROYAL2	89	4	4	1	4	4	2	4	1	4	20	4	3	3	4	4	4	4	19	4	4	4	4	4	PRE			
4	7	HARDB2	89	3	2	(3)	2	2	(4)	2	(4)	(2)	19	(3)	2	2	2	2	2	2	10	2	2	2	2	2	S/P	2.0		

FRACTALS WEIGHTED: E=Early L=Late N=Normal

LRL0709- 6 7.0D \$24,000

THE VALIDATOR

PNCNAME	LdNT	TOT-R	TPV-R	TDC-R	V/DC-R
2 BOLO 2		1	1	1	1
5 PONCH1		3	2	3	(2) W
6 ROYAL2		4	4	4	4
7 HARDB2		2	2	2	2 Sh

LRL0709- 6 7.0D \$24,000

#	PNCNAME	LdNT	LATE EARLY	TOT R
1	2 BOLO 2	-13.2	-----	171.8 1
2	5 PONCH1	-0.2	W<	170.9 3
3	6 ROYAL2	4.5	----->	170.6 4
4	7 HARDB2	-4.6	S<-----	171.1 2

EX-L V-L M-L <E> M-E V-E EX-E

LRL0709- 6 7.0D \$24,000

INCREMENTAL MATCH-UP GRAPH

#	PNCNAME	L	1F	2F	3F+TOTAL PACE
1	2 BOLO 2		4->	1->	- 1->
2	5 PONCH1		1->	4->	2->
3	6 ROYAL2		2->	2->	4->
4	7 HARDB2		3->	3->	2->

SCRATCHED (NONE)
 5-PONCHO DUCK
 4-DR. BANTING
 7-HARDBALL

18.80 8.60 6.60
 5.40 4.00 6.40

BEFOREDMR0901- 3 8.0D \$38,000
VELOCITY, DECELERATION and V/DC

PNCNAME	LDNT	TE-R	VELOCITY				DECELERATION				V/DC	R
			EPV-R	MPV-R	LPV-R	TPV-R	EDC-R	MDC-R	LDC-R	TDC-R		
1	MARLW1	(2)	3	5	(2)	4	4	6	5	5	314.89	(5) P
2	DESER3	5	4	3	2	5	3	1	3	6	312.84	6
3	SWEET2 1	3	1	4	2	2	6	5	6	3	325.47	(3) W
5	TOUR 2	1	6	6	2	3	2	4	2	4	318.17	(4) S
6	REMOT2 1	3	2	2	2	1	5	3	4	2	329.02	2
7	MR BU1 1	4	5	1	1	2	1	2	1	1	331.03	1

8302 — THIRD RACE. 1 mile. Purse \$38,000. 3-year-olds. Claiming prices \$32,000-\$28,000.

Horse and Jockey	PP	W	H	Str.	Fin.	To\$1
SweetForAMoment, En'quez	3	5th	62%	41	1st	6.10
Marlwood, Pinczy	1	11th	11	11th	2nd	2.10
Tour Pure, Nakatani	5	42%	3th	2nd	31st	4.70
Remote Controller, Puglisi	6	62%	5th	52%	4th	3.10
Mr Bulldog, Benio	7	7	7	6th	5th	5.60
Vaguely Gallant, Black	4	22	24	3rd	612	9.40
Desert Place, Gomez	2	3rd	42%	7	7	15.00

HIDE
FOR WIN

3—Sweet For A Moment...14.20 6.40 4.40
1—Marlwood...4.40 3.00
8—Tour Pure...3.80

Time—22.48, 45.92, 1:10.74, 1:23.93, 1:37.55. Clear and fast.
Winner — dbb c 3, Maudin-Sweetest Moment. Owner Cutuli or Lake Forest Stable or Moran, et al. Trainer N.J. Hines.

81 Exacta (3-1) \$32.70

82 Quinella (1-3) \$24.80

81 Pick Three (6-1-3) \$388.26

Pick Three pool \$97,904

AFTER

THE VALIDATOR

PNCNAME	LDNT	TOT-R	TPV-R	TDC-R	V/DC-R
1	MARLW1	2	4	5	(4) P
2	DESER3	5	5	6	5
3	SWEET2 1	3	2	3	(2) W
5	TOUR 2	1	3	4	(3) S
6	REMOT2 1	3	1	2	1
7	MR BU1 1	4	2	1	1

DMR0901- 3 8.0D \$38,000

INCREMENTAL MATCH-UP GRAPH

#	PNCNAME L	1F	2F	3F+TOTAL PACE
1	1 MARLW1	3->	2->	4->
2	2 DESER3	4->	6->	5->
3	3 SWEET2	1->	4->	2->
4	5 TOUR 2	6->	1->	3->
5	6 REMOT2	2->	5->	1->
6	7 MR BU1	5->	3->	1->

SAR0806- 4 8.0I \$41,000

BOTTOM LINE -- BETTING LINE

CURRENT

PNCNAME	LdNT	SR	PR	BAL	LS	TIE	ODDS	TRKDISTS	M/L	DAYS	AGE	
7 ALDO	1p	81	73	3	21.8		8-5	BEL 6.0T	9/2	19	2	<u>P</u>
3 SLOWH1p	1	80	73	4	20.3	*	9-5	BEL 6.0T	6/1	20	2	<u>W</u>
2 MT. 01p	1	78	73	5	20.3	*	9-5	BEL 6.0T	7/2	20	2	<u>W</u>
5 AMERI2p		77	73	8	16.3		3-1	BEL 5.0D	3/1	19	2	
8 VALIA1p		76	73	10	11.0		5-1	SAR 5.5D	6/1	9	2	

SYNTHESIS POWER RANKINGS AND FRACTALS

#	PNCNAME	LdNT	SR	L T		PRIM										SUPP					FRACT			ESP	SCBL	
				S	O	E	L	C	T	H	F	F	LS	R	S	F	E	T	P	LS	R	E	L			N
1	2 MT. 01p	1	78	3	3	4	2	3	2	2	2	3	18	2	2	3	2	3	2	12	2	3	2	2	SUS	1.0
2	3 SLOWH1p	1	80	4	2	1	3	2	4	4	3	1	18	2	3	1	3	2	3	12	2	1	3	3	S/P	
3	5 AMERI2p		77	2	4	2	5	4	3	3	4	4	25	3	4	4	4	4	4	20	3	4	4	4	PRE	1.0
4	7 ALDO 1p		81	1	1	5	1	1	1	1	1	2	12	1	1	2	1	1	1	6	1	2	1	1	LAT	1.0
5	8 VALIA1p		76	1	5	3	4	5	4	5	5	5	31	4	5	5	5	5	5	25	4	5	5	5	PRE	1.0

FRACTALS WEIGHTED: E=Early L=Late N=Normal

SAR0806- 4 8.0I \$41,000

THE VALIDATOR

PNCNAME	LdNT	TOT-R	TPV-R	TDC-R	V/DC-R
2 MT. 01p	1	3	2	2	2 <u>W</u>
3 SLOWH1p	1	2	2	3	2
5 AMERI2p		4	3	4	3
7 ALDO 1p		1	1	1	1 <u>P</u>
8 VALIA1p		5	4	5	4

SCRATCHED Holy Prize, Mr. Fater

2-MT. OLIVER

✓ 10_20 4.70 3.60

7-ALDO

3.50 2.90

9-TORTELLINI TED

7.60

Exacta

2-7

✓ 27.00

INCREMENTAL MATCH-UP GRAPH

#	PNCNAME	L	1F	2F	3F+TOTAL PACE
1	2 MT. 01		4->	2->	2-> <u>W</u>
2	3 SLOWH1		1->	4->	2->
3	5 AMERI2		3->	3->	3->
4	7 ALDO 1		5->	1->	1-> <u>P</u>
5	8 VALIA1		2->	5->	4->

Here we see a tie for #2 between the winner MT.OLIVER and SLOWH. Ties can be broken by mutuel price alone. SLOWH is #1 Early (EPR). Simple record keeping by DISTANCE and surface will tell you how winners are running in 8 furlong events at a given track. Both the \$10.20 winner AND the place horse, ALDO run LATE.

ALL contenders in this race were PROJECTED (p) from sprints. So they all have the characteristics of sprinters projected in a route. This makes it easier for us to focus on ALSO and Mt. OLIV, because when WINNING sprinters are PROJECTED they then to show up on the LATE side of the graph. Anyone keeping RECORDS will know this fact.

BOTH Mt. OLIV and SLOWH are overlays. ALDO is an underlay. All practiced WAGERCAPPERS would automatically choose the two OVERlays as their wagers.

However, For those who still might be confused, either PASS the race or bet all three. Look: TOTAL BET \$20.

\$6 on Mt. OLIVR = 3 X \$10.20 = \$30.60. \$6 on SLOWH = 0. \$8 on ALDO (to win) = 0. NET PROFIT \$10.60.

Put all 3 in an Exacta Box @ \$12 = \$27. NET PROFIT \$15. Not much return for \$32.

SAR0806- 4 8.01 \$41,000

#	PNCNAME	Ld	N	T		LATE EARLY	TOT R
1	2 MT. Olip	1	-5.1		W<-----		161.5 3
2	3 SLOWH1p	1	4.6			-----> X	161.9 2
3	5 AMERI2p		3.8			----->	160.0 4
4	7 ALDO 1p		-9.7		P<-----		162.8 1
5	8 VALIA1p		1.8			->	159.3 5
<div> EX-L V-L M-L <E> M-E V-E EX-E </div>							

These first few races show BEFORE & AFTER readouts. The BEFORE represent the new program *as it was in July of 1999*. It worked well for those already winning, but required a modicum of interpretation. Non-winners have always complained about their inability to interpret. Hence, to further simplify the program so that anyone could win using only the new VD/C screen as it appears on the AFTER readouts will lead the user down the path of consistent success. VD/C alone is an adequate validator. The INCREMENTAL MATCH-UP screen is the secondary validator. In concert with BL/BL, the top 3 Tiers and VALIDATOR ranks tend to almost always agree within one if directions are followed.

Lest you forget, betting two horses to win has a 25 year history of producing more wins and profit than one horse betting.

SAR0806- 5 8.5T \$31,500

BOTTOM LINE -- BETTING LINE

CURRENT

PNCNAME	LdNT	SR	PR	BAL	LS	TIE	ODDS	TRKDISTS	M/L	DAYS	AGE	
1	S. S.3	90	80	2	24.0		EVEN	GP 8.5T	4/1	14	3	S
5	NETWO3	82	81	5	22.8		EVEN	BEL 8.5T	5/1	29	3	
2	HER H2	77	84	5	17.3		5-2	BEL 8.5T	9/2	29	3	W
4	PRETT2	78	83	9	15.5		7-2	BEL 8.0T	8/1	34	3	
10	THE L2	74	84	8	12.0		9-2	BEL 8.0T	6/1	61	3	P

SYNTHESIS POWER RANKINGS AND FRACTALS

#	PNCNAME	LdNT	SR	L T		PRIM										SUPP										FRACT			ESP	SCBL
				S	O	E	L	C	T	H	F	F	X	LS	R	S	P	F	E	T	T	P	LS	R	E	L	N			
1	1	S. S.3	90	1	1	2	1	1	2	1	1	1	9	1	1	1	1	1	1	1	5	1	1	1	1	1	SUS			
2	2	HER H2	77	5	3	4	2	4	4	3	3	4	24	3	3	4	3	3	3	3	16	3	3	2	2	2	SUS	2.0		
3	4	PRETT2	78	3	5	2	4	3	5	5	4	2	25	4	4	2	4	4	4	5	19	4	4	4	5	5	S/P	3.0		
4	5	NETWO3	82	2	2	1	3	2	1	2	2	3	14	2	2	3	2	2	2	2	11	2	2	3	3	3	S/P	1.0		
5	10	THE L2	74	4	4	3	5	5	3	4	5	5	30	5	5	5	5	5	5	4	24	5	5	5	4	4	S/P	4.0		

FRACTALS WEIGHTED: E=Early L=Late N=Normal

SAR0806- 5 8.5T \$31,500

THE VALIDATOR

PNCNAME	LdNT	TOT-R	TPV-R	TDC-R	V/DC-R
1	S. S.3	1	1	1	1 S
2	HER H2	3	3	3	3 W
4	PRETT2	5	4	4	4
5	NETWO3	2	2	2	2
10	THE L2	4	5	5	5 P

2-HER HALO
10-THE LADY IS A BOMB
1-S. S. FINESSE

12.00 5.60 4.30
10.00 6.70
4.50

Exacta 2-10 101.50
Trifecta 2-10-1 551.00

INCREMENTAL MATCH-UP GRAPH

#	PNCNAME	L	1F	2F	3F+TOTAL PACE
1	1	S. S.3	3->	1->	1-> S
2	2	HER H2	5->	3->	3-> W
3	4	PRETT2	1->	5->	4->
4	5	NETWO3	2->	2->	2->
5	10	THE L2	4->	4->	5-> P

SAR0806- 5 8.5T \$31,500									
#	PNCNAME	Ld	N	T	LATE EARLY		TOT R		
1	1 S. S.3			-10.6	S<-----		166.1	1	
2	2 HER H2			-6.3	W<-----		162.4	3	
3	4 PRETT2			2.1		-->	161.0	5	
4	5 NETWO3			2.3		-->	163.2	2	
5	10 THE L2			0.5			161.2	4	
EX-L V-L M-L <E> M-E V-E EX-E									

Another 8 furlong race at Saratoga. Our records indicate that the winner will run LATE. I've often written that Show and Win horses manifest the same running style. Despite being third Tier BL/BL and 3rd RANKED on the VALIDATORS, the \$12 winner, HER H, runs late as does the Show horse. The place horse, THE L, while 5th Tiered and Ranked, is BIG OVERLAY, as is HER H.

For reasons already explained, PRETT and NETWO can be discounted. The seasoned Wagercapper will then be looking at only SS. HER H and even running THE L. Price alone make HER H one of your win bets. Exotic bettors will box SS, HER H and THE L. BL/BL Tier levels are important. That is why they're call TIERS, not Ranks. When any OVERLAY is in the TOP 3, RANKING on the SUPERSCREEN or VALIDATORS are secondary.

The good news is that with this new program, we seldom find OVERLAY winners that are not in the Top Three Tiers and Rankings. When BL/BL and the VALIDATORS disagree by more than one, the experience of testers, indicate that going with the VALIDATORS produces superior results.

I refer you back several issues of the Follow Up to the Wagering Decision Form where you'll note that the THIRD Tiered BL/BL horse earned more profit than either the first or second. This is a common phenomenon that should not be overlooked.

When an OVERLAY is 3rd Tiered on BL/BL or 3rd RANKED on the VALIDATORS, price alone takes precedence over Tiers or ranking. Again I beseech you to stand at the finish line and close your eyes when the first horse hits the wire. Now count a second and open your eyes and note that in virtually every race, at least three, sometimes four horses will have gone by while your eyes were closed. In only a few -VERY FEW - races is there truly a BEST horse.

SAR0806- 7 11.0I \$45,000

CURRENT

BOTTOM LINE -- BETTING LINE

86
 PNCNAME LdNT SR PR BAL LS TIE ODDS TRKDISTS M/L DAYS AGE

6	CAHIL3	80	82	5	19.0	2-1	CD	8.5T	12/1	23	4	
1	BADOU1	75	78	10	18.5	5-2	CD	9.0T	10/1	58	3	
5	KING'3	82	81	5	18.0 *	5-2	CD	8.5T	3/1	33	3	
4	STAY 1	1	80	85	5	18.0 *	5-2	BEL	9.0t	4/1	23	5
9	PENNY1	1	80	85	5	18.0 *	5-2	BEL	9.0t	6/1	23	3

SYNTHESIS POWER RANKINGS AND FRACTALS

				L T		PRIM								SUPP					FRACT									
#	PNCNAME	LdNT	SR	S	T	E	L	C	T	H	F	F	X	LS	R	S	P	F	E	T	P	LS	R	E	L	N	ESP	SCBL
1	1	BADOU1	75	1	5	4	2	1	5	2	1	4	19	2	1	4	2	5	5	17	4	4	5	5	SUS	3.0		
2	4	STAY 1	1	80	4	1	1	5	2	2	5	4	2	21	3	5	2	5	1	1	14	3	1	2	4	SUS		
3	5	KING'3	82	3	4	3	3	4	4	4	2	1	21	3	4	1	1	3	3	12	1	3	3	1	LAT	3.0		
4	6	CAHIL3	80	2	3	5	1	2	1	1	1	5	16	1	3	5	3	4	4	19	5	5	4	2	SUS	3.0		
5	9	PENNY1	1	80	5	2	2	4	3	3	3	3	21	3	2	3	4	2	2	13	2	2	1	3	SUS	1.0		

FRACTALS WEIGHTED: E=Early L=Late N=Normal

SAR0806- 7 11.0I \$45,000

THE VALIDATOR

PNCNAME LdNT	TOT-R	TPV-R	TDC-R	V/DC-R	
1 BADOU1	5	2	3	2	Place
4 STAY 1 1	1	3	5	3	
5 KING'3	4	1	2	2	
6 CAHIL3	3	1	1	1	Win
9 PENNY1 1	2	2	4	3	

SCRATCHED Convent, Vertigineux, Silver Chele

6-CAHILL CONNECTION ~ 20.00 ~ 9.10 ~ 6.00

1-BADOU1ZM ~ 9.90 ~ 6.00

2-MY SWEET WESTLY 11.80

Exacta

6-1

~ 153.00

INCREMENTAL MATCH-UP GRAPH

#	PNCNAME L	1F	2F	3F+TOTAL PACE
1	1 BADOU1	2->	5->	2->
2	4 STAY 1	1->	2->	3->
3	5 KING'3	4->	4->	2->
4	6 CAHIL3	5->	1->	1->
5	9 PENNY1	3->	3->	3->

Once again we witness the power of the ancillary EARLY-LATE graph. I know of many persons who ignore this screen to their great detriment. However, many of our most successful clients use it religiously.

The \$20 Winner, CAHILL and the BADOU, the \$9 Place horse, are not only 1-2 Tiered on BL/BL, they're also Ranked 1-2 on the VALIDATOR screens. The clincher is, BOTH are OVERlays that run LATE. CAHILL a minus 22.2 and BADOU minus 20.7.

Your best friend in using this graph will be your records. When kept by distance and surface and track, they are the best possible tools for Profiling. Just print them out **not** from RESULT CHARTS but from your own handicapping. Keep a notebook of E-L difference charts separated by track. These must be ongoing records, kept for each day you handicap. Various factors, including weather and track maintenance, can alter the Early-Late difference. Now note the patterns of E-L by distance and surface. You will be pleasantly surprised at how much success will come from this graph alone.

SAR0806- 7 11.01 \$45,000									
#	PNCNAME	Ld	N	T	LATE EARLY		TOT R		
1	1 BADOU1				-20.7		161.4	5	
2	4 STAY 1	1			-8.0		164.2	1	
3	5 KING'3				-17.0		163.2	4	
4	6 CAHIL3				-22.2		163.4	3	
5	9 PENNY1	1			-13.1		163.9	2	
EX-L V-L M-L <E> M-E V-E EX-E									

SAR0806- (8) 6.0D \$75,000

BOTTOM LINE -- BETTING LINE

CURRENT

		92															
PNCNAME	LdNT	SR	PR	BAL	LS	TIE	ODDS	TRKDISTS	M/L	DAYS	AGE						
10 SUCCE3		97	93	6	18.8		5-2	BEL 9.0D	4/1	26	3					W	
2 LION 2	1	97	93	5	18.3		5-2	BEL 7.0D	7/2	33	3					P	
3 SILVE2	1	96	93	7	16.5		3-1	BEL 7.0D	9/2	34	3					S	
6 ARIST1	1	95	93	6	13.8		4-1	BEL 7.0D	12/1	62	3						
7 FANTA2		92	88	9	11.5		5-1	LS 7.0D	8/1	44	3						
8 TORRI3x		92	94	11	3.0		20-1	OP 9.0D	12/1	33	3						
5 DAVEY3		90	82	14	2.5		20-1	KEE 7.0D	20/1	33	3						
4 SHADO3		87	88	14	2.0		20-1	SUF 6.0D	20/1	34	3						

SYNTHESIS POWER RANKINGS AND FRACTALS

					L		PRIM										SUPP					FRACT						
				S	O	E	L	C	T	H	F	F			S	F	E	T	T			E	L	N	ESP	SCBL		
#	PNCNAME	LdNT	SR	P	T	P	P	P	T	E	W	X	LS	R	P	X		S	P	LS	R							
1	2 LION 2	1	97	4	2	3	5	2	3	3	2	3	21	2	1	3	2	2	2	10	2	2	2	3	E/P	6.0		
2	3 SILVE2	1	96	3	3	2	6	3	2	4	3	4	24	3	3	4	3	3	3	16	3	3	3	4	E/P	6.0		
3	4 SHADO3		87	8	7	7	7	8	8	8	8	2	48	8	6	2	8	8	8	32	7	6	8	7	PRE	11.0		
4	5 DAVEY3		90	1	8	8	3	7	7	6	7	8	46	7	7	8	6	7	7	35	8	8	7	6	PRE	12.0		
5	6 ARIST1	1	95	2	5	5	2	4	4	1	5	5	26	4	4	5	4	4	4	21	4	5	4	2	PRE	7.0		
6	7 FANTA2		92	7	1	1	8	5	1	7	1	6	29	5	5	6	7	5	5	28	5	1	5	8	EAR			
7	8 TORRI3x		92	6	6	6	4	6	6	5	6	7	40	6	7	7	5	6	6	31	6	7	6	5	S/P	10.0		
8	10 SUCCE3x		97	5	4	4	1	1	5	2	4	1	18	1	2	1	1	1	1	6	1	4	1	1	S/P	8.0		

FRACTALS WEIGHTED: E=Early L=Late N=Normal

SAR0806- 8 6.0D \$75,000

THE VALIDATOR

PNCNAME	LdNT	TOT-R	TPV-R	TDC-R	V/DC-R
2 LION 2	1	2	1	2	1
3 SILVE2	1	3	2	3	2
6 ARIST1	1	5	4	4	4
7 FANTA2		1	3	5	3
10 SUCCE3		4	1	1	1

10-SUCCESSFUL APPEAL

2-LION HEARTED

3-SILVER SEASON

10.00 5.00 3.50

5.80 3.40

3.00

Exacta

10-2

51.00

INCREMENTAL MATCH-UP GRAPH

#	PNCNAME	L	1F	2F	3F+TOTAL PACE
1	2 LION 2		2->	3->	1->
2	3 SILVE2		3->	2->	2->
3	6 ARIST1		4->	4->	4->
4	7 FANTA2		1->	1->	3->
5	10 SUCCE3		5->	5->	1->

SAR0729- 7 9.0D \$45,000

CURRENT

BOTTOM LINE -- BETTING LINE

PNCNAME	LdNT	SR	PR	BAL	LS	TIE	ODDS	TRKDIST	M/L	DAYS	AGE
7 WEST 2		93	81	2	24.0		EVEN	CD 8.5D	9/5	34	3
5 ELAIN3		84	79	5	18.8		5-2	CD 8.5D	7/2	15	3
2 ADAM'1		84	81	7	18.3		5-2	CD 8.5D	9/2	42	3
1 PORTL1		84	81	7	17.3		5-2	BEL 8.5D	15/1	39	3
3 CONFO3		82	85	9	13.8		4-1	BEL 8.0D	12/1	29	3

SYNTHESIS POWER RANKINGS AND FRACTALS

			L T		PRIM								SUPP								FRACT			ESP	SCBL				
#	PNCNAME	LdNT	SR	S	O	E	P	P	R	C	T	H	F	F	X	LS	R	S	P	X		T	P			LS	R	E	L
1	1	PORTL1	84	2	4	2	4	3	3	4	4	4	4	24	4	4	4	4	4	4	4	4	20	4	3	4	4	SUS	3.0
2	2	ADAM'1	84	3	3	5	2	3	4	3	2	3	22	3	2	3	2	4	3	14	2	4	3	2	4	3	2	LAT	
3	3	CONFO3	82	5	5	1	5	4	5	5	5	2	27	5	5	2	5	3	5	20	4	2	5	5	2	5	5	SUS	1.0
4	5	ELAIN3	84	1	2	4	3	2	1	2	3	5	20	2	3	5	3	2	2	15	3	5	2	3	5	2	3	SUS	
5	7	WEST 2	93	4	1	3	1	1	2	1	1	1	10	1	1	1	1	1	1	5	1	1	1	1	1	1	1	LAT	2.0

FRACTALS WEIGHTED: E=Early L=Late N=Normal

SAR0729- 7 9.0D \$45,000

THE VALIDATOR

PNCNAME LdNT	TOT-R	TPV-R	TDC-R	V/DC-R
1 PORTL1	4	4	4	4
2 ADAM'1	3	2	3	3
3 CONFO3	5	4	5	5
5 ELAIN3	2	2	2	2
7 WEST 2	1	1	1	1

INCREMENTAL MATCH-UP GRAPH

#	PNCNAME L	1F	2F	3F+TOTAL PACE
1	1 PORTL1	2->	4->	4->
2	2 ADAM'1	4->	3->	3->
3	3 CONFO3	1->	5->	5->
4	5 ELAIN3	5->	2->	2->
5	7 WEST 2	3->	1->	1->

2-ADAM'S TIME
 7-WEST TO EAST
 4-LUCKY AGAIN

✓ 25.00 7.40 3.10
 ———— 1.00 2.40
 2.90

Exacta

2-7

✓ 62.50

SAR0729- 8 8.5T \$43,000

BOTTOM LINE -- BETTING LINE

CURRENT

		84		SR		PR BAL		LS TIE ODDS		TRKDISTS		M/L DAYS AGE			
PNCNAME	LdNT	SR	PR	BAL	LS	TIE	ODDS	TRKDISTS	M/L	DAYS	AGE				
7 EZE	1	89	84	2	24.5	EVEN	BEL 8.0T	3/1	21	3				P	
11 CALL	1	82	81	5	20.0	9-5	BEL 8.5T	10/1	19	3				W	
10 MOORL1		82	81	9	19.5	2-1	CD 8.5T	10/1	33	3					
2 RUTHI2		83	81	9	17.0	5-2	BEL 8.0T	7/2	27	3				S	
4 COUNT2		79	83	5	12.3	9-2	AQU 9.0T	20/1	77	5					

SYNTHESIS POWER RANKINGS AND FRACTALS

					PRIM										SUPP										FRACT							
#	PNCNAME	LdNT	SR	LST		R	L	P	C	T	H	F	F	W	X	LS	R	S	P	F	X	T	S	T	P	LS	R	E	L	N	RSP	SCBL
				P	T																											
1	2	RUTHI2	83	4	5	1	4	2	4	5	4	2	22	4				4	2	4	2	5	17	4		2	5	5	S/P	1.0		
2	4	COUNT2	79	5	2	2	5	5	3	4	5	5	29	5				5	5	5	3	3	21	5		4	4	4	S/P	3.0		
3	7	EZE 1	89	1	1	1	1	1	1	1	1	1	7	1				1	1	1	1	1	5	1		1	1	1	SUS			
4	10	MOORL1	82	2	4	3	3	3	2	3	3	4	21	3				2	4	3	3	4	16	3		3	3	3	SUS	3.0		
5	11	CALL 1	82	3	3	4	2	4	2	2	2	3	19	2				3	3	2	4	2	14	2		5	2	2	SUS	5.0		

FRACTALS WEIGHTED: E=Early L=Late N=Normal

SAR0729- 8 8.5T \$43,000

THE VALIDATOR

PNCNAME	LdNT	TOT-R	TPV-R	TDC-R	V/DC-R
2 RUTHI2		5	4	5	4 S
4 COUNT2		2	5	4	5
7 EZE	1	1	1	1	1 P
10 MOORL1		4	3	3	3
11 CALL	1	3	2	2	2 W

INCREMENTAL MATCH-UP GRAPH

#	PNCNAME	L	1F	2F	3F+TOTAL PACE	
1	2 RUTHI2		1->	5->	4->	S
2	4 COUNT2		4->	1->	5->	
3	7 EZE	1	2->	3->	1->	P
4	10 MOORL1		3->	4->	3->	
5	11 CALL	1	5->	2->	2->	W

8 ALW 3-F MWLX \$43,000 8.5T FM Clear PFT-142.2 PR-84 TV--6

11-CALL NINE ONE ONE	9	4.80	7	2.20	1	0.00	1	0.00	04	11.50	
7-EZE	5	3.00	6	2.10	5	3.20	2	3.30	01	1.90	HIDE FOR WIN ONLY
2-RUTHIAN	4	1.50	3	1.00	2	2.00	3	4.30	00	2.05	
10-MOORLAND MISS	6	3.10	5	2.00	3	2.10	4	4.30	80	11.90	
8-FOUNT	7	4.60	9	2.80	8	3.90	5	6.60	70	18.25	
3-OJO CALIENTE	11	7.40	11	3.90	10	4.50	6	7.30	70	12.70	
1-PED'S PUFFIN	3	1.00	4	1.50	7	3.40	7	7.40	78	7.70	
5-KALIDASA	1	0.00	1	0.00	4	2.20	8	8.30	77	6.40	
6-SISTER JONES	2	0.50	2	0.50	6	3.30	9	9.60	76	12.25	
9-SONG FOR ANNIE	8	4.70	8	2.70	9	4.00	10	10.10	76	38.50	
12-SHEDAKAYSKITTYC	12	9.90	12	5.90	12	7.10	11	10.90	75	55.50	
4-COUNTUS AFFAIR	10	7.30	10	3.80	11	7.00	12	11.60	75	76.25	

TIMES: 47.0 111.4 141.0

11-CALL NINE ONE ONE	✓ 29.00	10.20	5.30
7-EZE		3.50	2.70
2-RUTHIAN			3.00

Exacta 11-7 ✓ 92.50
 Trifecta 11-7-2 ✓ 324.00

CALDER

CRC0717- 4 7.0D \$9,000

BOTTOM LINE -- BETTING LINE

		80											
PNCNAME	LdNT	SR	PR	BAL	LS	TIE	ODDS	TRKDIST	M/L	DAYS	AGE		
4 COPEL3	1	86	84	2	22.8		EVEN	CRC 6.0D	4/1	22	4		
5 LANDI2		82	79	4	20.0		9-5	CRC 7.0D	3/1	16	4	P	
1 SLIM 1		81	77	8	19.5		2-1	CRC 6.5D	6/1	13	4		
6 HIGH 1		82	77	8	17.3		5-2	CRC 7.0D	12/1	13	4	S	
7 NATS 2		78	80	8	13.0		4-1	CRC 8.0D	6/1	13	7	W	

SYNTHESIS POWER RANKINGS AND FRACTALS

				L T		PRIM								SUPP					FRACT								
#	PNCNAME	LdNT	SR	S	T	E	L	C	T	H	F	F	LS	R	S	F	E	T	T	LS	R	E	L	N	ESP	SCBL	
1	1	SLIM 1	81	2	4	3	3	3	2	3	3	4	21	3	2	4	4	3	4	17	3	4	4	5	EAR	5.0	
2	4	COPEL3	1	86	1	1	4	1	1	2	1	1	11	1	1	1	2	1	1	6	1	1	1	1	EAR		
3	5	LANDI2		82	5	2	3	2	3	5	2	2	19	2	3	2	3	2	2	12	2	2	2	2	EAR	5.0	
4	6	HIGH 1		82	3	3	4	2	3	4	4	4	3	24	4	4	3	5	3	3	18	4	3	3	4	EAR	5.0
5	7	NATS 2		78	4	5	5	1	4	5	1	5	5	26	5	5	5	1	4	5	20	5	5	5	3	SUS	17.0

FRACTALS WEIGHTED: E=Early L=Late N=Normal

CRC0717- 4 7.0D \$9,000

THE VALIDATOR

PNCNAME	LdNT	TOT-R	TPV-R	TDC-R	V/DC-R
1 SLIM 1		4	3	4	3
4 COPEL3	1	1	1	3	1
5 LANDI2		2	2	2	2
6 HIGH 1		3	4	5	4
7 NATS 2		5	5	1	1

SCRATCHED (NONE)

7-NATS DET

12.20

6.20

4.20

5-LANDING CRAFT

4.40

3.80

6-HIGH FIVER

6.40

Exacta

7-5

41.20

Trifecta

7-5-6

414.20

INCREMENTAL MATCH-UP GRAPH

#	PNCNAME	L	1F	2F	3F+TOTAL PACE
1	1 SLIM 1		4->	1->	3->
2	4 COPEL3		1->	4->	1->
3	5 LANDI2		3->	2->	2->
4	6 HIGH 1		2->	3->	4->
5	7 NATS 2		5->	5->	1->

CRC0717- 4 7.0D \$9,000

#	PNCNAME	Ld	N	T	LATE	EARLY	TOT	R
1	1 SLIM 1		10.1		----->		168.9	4
2	4 COPEL3 1		15.4		----->		172.0	1
3	5 LANDI2		10.8		----->		169.5	2
4	6 HIGH 1		8.9		----->		169.0	3
5	7 NATS		-10.0		W <-----		165.2	5
EX-L V-L M-L <E> M-E V-E EX-E								

We're now at Calder Race Track. Our records show winners at SEVEN furlongs running LATE, although 6 furlongs winners generally run Early as you'll see on the E-L Diff. graph for the NEXT RACE..

It is vital that in keeping Early-Late records you do not keep them by Sprint and Route. You must delineate each distance *separately*.

Here is the kind of race of which I spoke when saying the testers found that when there was more than ONE differential between BL/BL and the VALIDATOR, that you go with the VALIDATOR. It seldom happens but when it does the VALIDATOR usually takes precedence.

This example of a \$12.20 winner is typical of a NON-typical situation. Following this procedure, Exotic bettors will find the \$41.20 Exacta become an automatic boxing of becomes an obvious 3 horse box of COPL, LAND and NATS.

Years of research and experimentation have shown us that consistently winning Exactas requires a THREE horse box. Profitable Trifectas win percentages require a FOUR horse box. In this race that box would return \$414. When people ignore this "bet-a-few-dollars-more" advice the ensuing tragedy is hard to bear - for them and me.

DMR0901- 7 6.0D \$50,000

THE VALIDATOR

CURRENT

PNCNAME LdNT	TOT-R	TPV-R	TDC-R	V/DC-R
1 SUCCE1	2	3	5	3 P
3 LITTL2	4	5	4	4
6 GRISE3	5	4	3	3 S
8 FARAJ3	1	1	1	1
9 STRIN2	3	2	2	2 W

INCREMENTAL MATCH-UP GRAPH

#	PNCNAME L	1F	2F	3F+TOTAL PACE	
1	1 SUCCE1	1->	1->	3->	P.L.
2	3 LITTL2	3->	2->	4->	
3	6 GRISE3	5->	5->	3->	Sh
4	8 FARAJ3	2->	4->	1->	
5	9 STRIN2	4->	3->	2->	W

\$308 — SEVENTH RACE. 6 furlongs. Purse \$50,000.
Fillies and mares, 3-year-olds and up. Bred in California. Optional claiming price \$40,000.

Horse and Jockey	PP	W	W	Str.	Fin.	To\$1
Strings Attached, Blanc	9	2 ^d	2 nd	1 st	1 st	5.70
Success In Excess, Antley	1	1 st	1 st	2 nd	2 nd	3.70
Griselle, Solis	6	9	9	6 th	3 rd	8.30
Sulaymondo, Flores	7	8 th	6 th	4 th	4 th	2.30
Golden Tassel, Nakatani	4	4 th	3 rd	3 rd	5 th	3.70
Little Itch, Gomez	3	7 th	7 th	5 th	6 th	15.80
Knife For Swoon, Rodriguez	2	3 rd	4 th	7 th	7 th	58.30
Heidi Jim N' Grant, D'meaux	5	6 th	8 th	8 th	8 th	10.80
Fareji, Ramsammy	8	5 th	5 th	9	9	23.20

8—Strings Attached.....13.40 7.20 4.40
1—Success in Excess.....6.00 4.00
6—Griselle.....8.20

Time—21.80, 44.70, 57.28, 1:10.25. Clear and fast. Winner —
 dbb f3, Clever Trick-Princess Royalty. Owner Harris Farms, Inc.
 Maddy Trust and Moretti. Trainer Carla Gaines.

\$1 Exacta (8-1) \$39.30
\$2 Quinella (1-8) \$36.20
\$1 Pick Three (2-3-8) \$215.90
Pick Three pool \$85,481
\$1 Trifecta (8-1-8) \$288.20

*Hide for
win*

DMR0901- (7) 6.0D \$50,000

#	PNCNAME Ld N T		LATE EARLY	TOT R
1	1 SUCCE1	19.5	----->P	170.3 2
2	3 LITTL2	10.5	----->	169.0 4
3	6 GRISE3	-2.4	\$ <-	169.0 5
4	8 FARAJ3	7.0	----->	170.7 1
5	9 STRIN2	6.5	----->W	170.2 3

RX-I, V-L M-L M-E V-E EX-E

SAR0806- 1 7.0D \$40,000

CURRENT

BOTTOM LINE -- BETTING LINE

PNCNAME	LdNT	SR	PR	BAL	LS	TIE	ODDS	TRKDISTS	M/L	DAYS	AGE	
6	EARLY3	86	79	4	21.3		8-5	KEE 7.0D	6/1	34	3	S
4	CAT S1	83	84	3	21.0 *		8-5	BEL 7.0D	7/2	26	3	W
8	SCATT1x	84	84	6	21.0 *		8-5	BEL 8.5D	6/1	19	3	
3	BOODL1	82	84	9	17.5		5-2	BEL 6.5D	5/2	40	3	
7	HUNTE1	78	84	8	11.5		5-1	CD 6.0D	9/2	40	3	P

SYNTHESIS POWER RANKINGS AND FRACTALS

				L		PRIM										SUPP										FRACT				
#	PNCNAME	LdNT	SR	S	T	E	L	C	T	H	F	F			S	P	X	E	T	P			E	L	N	ESP	SCBL			
1	3	BOODL1	82	2	5	4	2	4	4	2	4	3	23	3	4	3	3	4	4	18	4		4	4	3	PRE	19.0			
2	4	CAT S1	83	5	2	2	3	3	2	2	2	4	18	2	2	4	2	2	2	12	2		3	2	1	E/P	16.0			
3	6	EARLY3	86	4	1	1	5	1	1	3	1	2	14	1	1	2	5	1	1	10	1		1	1	4	EAR				
4	7	HUNTE1	78	1	3	5	4	5	5	4	5	1	29	4	5	1	4	5	5	20	5		2	5	5	E/P	17.0			
5	8	SCATT1x	84	3	4	3	1	2	3	1	3	5	18	2	3	5	1	3	3	15	3		5	3	2	PRE	19.0			

FRACTALS WEIGHTED: B=Early L=Late N=Normal

SAR0806- 1 7.0D \$40,000

THE VALIDATOR

PNCNAME	LdNT	TOT-R	TPV-R	TDC-R	V/DC-R
3	BOODL1	5	3	3	3
4	CAT S1	2	2	2	2
6	EARLY3	1	1	4	1
7	HUNTE1	3	4	5	4

W
S
P

INCREMENTAL MATCH-UP GRAPH

#	PNCNAME	L	1F	2F	3F+TOTAL PACE
1	3	BOODL1	3->	4->	3->
2	4	CAT S1	4->	2->	2->
3	6	EARLY3	1->	1->	1->
4	7	HUNTE1	2->	5->	4->

W

SCRATCHED (NONE)

4-CAT SCAN

7-HUNTER PEAK

6-EARLY REPORT

10.60 6.00 4.90

6.90 5.00

6.40

Exacta

4-7

61.00

DEL0710- 4 5.0T \$26,000

BOTTOM LINE -- BETTING LINE

CURRENT

83
 PNCNAME LdNT SR PR BAL LS TIE ODDS TRKDISTS M/L DAYS AGE

4 WITH 4	81	81	7	22.3	EVEN	DEL 5.5D	8/1	42	5
1 DIXIE2	82	83	5	21.5	8-5	DEL 5.0T	3/1	21	4
8 EXPLO1	82	82	2	21.0	8-5	PHA 5.0T	2/1	34	6
9 HEFF'1	76	80	6	16.8	3-1	DEL 5.0T	12/1	21	4

SYNTHESIS POWER RANKINGS AND FRACTALS

#	PNCNAME LdNT	SR	L T		PRIM							SUPP					FRACT			ESP	SCBL
			S	O	E	L	C	T	H	F	F	S	F	Z	T	T	E	L	N		
1	1 DIXIE2	82	4	2	1	4	2	1	3	2	3	3	3	3	2	2	13	2	3	PRE	2.0
2	4 WITH 4	81	1	4	2	1	1	3	1	1	4	1	4	4	3	4	16	4	4	EAR	
3	8 EXPLO1	82	3	1	3	3	3	2	2	3	2	2	2	1	1	1	7	1	1	SUS	3.0
4	9 HEFF'1	76	2	3	4	2	4	4	4	4	1	4	1	2	4	3	14	3	2	SUS	8.0

FRACTALS WEIGHTED: E=Early L=Late N=Normal

DEL0710- 4 5.0T \$26,000

THE VALIDATOR

PNCNAME LdNT	TOT-R	TPV-R	TDC-R	V/DC-R
1 DIXIE2	2	2	3	2 S
4 WITH 4	4	1	4	1 W
8 EXPLO1	1	1	1	1 P
9 HEFF'1	3	3	2	2

4-WITH ROYALTY
 8-EXPLOSIVE RHYTHM
 1-DIXIE GLITTER

32.20 12.20 4.40
 6.20 3.20
 2.60

Exacta
 Trifecta

4-8
 4-8-1

168.20
 576.00

INCREMENTAL MATCH-UP GRAPH

# PNCNAME L	1F	2F	3F+TOTAL PACE
1 1 DIXIE2	2->	2->	2->
2 4 WITH 4	1->	3->	1->
3 8 EXPLO1	4->	1->	1->
4 9 HEFF'1	3->	4->	2->

Delaware

DEL0710- 6 6.0D \$31,000

CURRENT

BOTTOM LINE -- BETTING LINE

PNCNAME	LdNT	SR	PR	BAL	LS	TIE	ODDS	TRKDISTS	M/L	DAYS	AGE	
1	PALM 1		84	80	4	23.0	EVEN	DEL 6.0D	8/1	14	3	
4	ALICE1	1	83	78	4	20.8	9-5	DEL 6.0D	3/1	11	3	
7	MR EX1	1	82	78	4	20.0	9-5	DEL 6.0D	6/1	11	3	
2	O'HAP1	1	78	78	8	18.5	5-2	DEL 6.0D	8/1	11	3	

SYNTHESIS POWER RANKINGS AND FRACTALS

				L		PRIM										SUPP										FRACT				
				S	T	E	L	C	T	H	F	F			S	F	E	T	T			E	L	N	ESP	SCBL				
#	PNCNAME	LdNT	SR	P	T	R	R	R					LS	R	N	X		S	P	LS	R									
1	1 PALM 1		84	3	2	2	2	1	2	1	2	3	13	1	1	3	1	1	1	7	1	3	1	1	EAR	3.0				
2	2 O'HAP1	1	78	2	4	3	3	4	1	3	4	4	22	4	4	4	4	4	4	20	4	4	4	4	EAR	2.0				
3	4 ALICE1	1	83	4	1	1	4	2	3	4	1	1	16	2	2	1	3	2	2	10	2	1	2	3	EAR					
4	7 MR EX1	1	82	1	3	4	1	3	4	2	3	2	19	3	3	2	2	3	3	13	3	2	3	2	EAR	2.0				

FRACTALS WEIGHTED: E=Early L=Late N=Normal

DEL0710- 6 6.0D \$31,000

THE VALIDATOR

PNCNAME LdNT	TOT-R	TPV-R	TDC-R	V/DC-R
1 PALM 1	2	1	1	1
2 O'HAP1 1	4	4	4	4
4 ALICE1 1	1	2	3	2
7 MR EX1 1	3	3	2	2

INCREMENTAL MATCH-UP GRAPH

#	PNCNAME L	1F	2F	3F+TOTAL PACE
1	1 PALM 1	5->	1->	1->
2	2 O'HAP1	4->	2->	5->
3	4 ALICE1	1->	4->	3->
4	6 PRINC1	2->	3->	1->
5	7 MR EX1	3->	5->	4->

1-PALM BEARER
2-O'HAPPY GRAY
4-ALICE'S WISH

17.60 11.00 4.00
10.00 4.00 2.80 -FAY

Exacta 1-2 136.40
Trifecta 1-2-4 497.00

DEL0710- 6 (6.0D) \$31,000

#	PNCNAME	Ld	N	T	LATE	EARLY	TOT	R
1	1 PALM 1		11.5		-----> W		169.5	3
2	2 O'HAP1	1	12.7		----->		168.9	5
3	4 ALICE1	1	18.5		----->		169.8	2
4	6 PRINC1	1	14.8		----->		169.9	1
5	7 MR EX1	1	8.3		----->		169.4	4
EX-L V-L M-L <E> M-E V-E EX-E								
DEL0710- 6 6.0D \$31,000								

DEL0710- 4 (5.0T) \$26,000

#	PNCNAME	Ld	N	T	LATE	EARLY	TOT	R
1	1 DIXIE2		-4.0		S<---		170.8	2
2	4 WITH 4		-12.0		W<-----		168.8	4
3	8 EXPLO1		-10.4		P<-----		172.0	1
4	9 HEFF'1		-20.4		<-----		169.5	3
EX-L V-L M-L <E> M-E V-E EX-E								

Now we're at Delaware, a good track for Overlays. We find that in race #6 that six furlong winners tend to run EARLY, even though not the *most* Early, or *too* Early. In race # 4, as learned from a previous example, 5 and 5.5 furlong winners tend to run LATE. This one is on the TURF, where late almost ALWAYS dominates. So combing distance with surface we get we get a sure-fire Exacta AND Trifecta.

The new V/DC readout is the FINAL ANALYSIS. TOTAL is Total Energy. The program reduces to the top 5 TE and ties, if any. The TPV is Total Velocity, TDC is Total Deceleration. In this race, CLASS and SUNNY show excessive deceleration relative to their Velocity. If a user has any difficulty in understanding the first three screens, ignore them, focus on V/DC and the INCREMENTAL PACE GRAPH. They're the VALIDATORS.

I showed these, and several other readouts to a client who came for personal counseling because he was deeply troubled over his periodic confusion, making his wins only cyclical. I did not show him any results, just the readouts from the new program. In all examples he made the correct betting choices, which he was unable to do from SYNTHESIS alone. This is why, in Follow Up #76, I said that those who were winning and profiting consistently with SYNTHESIS alone, probably didn't need this program.

I'm not a salesman, I work only to fulfill the needs of clients.

Some of the Readouts, prior to July, 1999, are before improvements, While they were quite effective for the Beta version testers, they did not meet my standards. Too much Interpretation was still required. From July through September I went back to the drawing board. Finally I was satisfied that the VALIDATORS truly validated or in many cases, were an improvement over BL/BL Tier Levels alone.

The formula for the VALIDATOR and INCREMENTAL MATCH-UP CHART are completely different from those in BL/BL. When two radically different concepts are used and they validate each other, usually being never more than one apart, this should eliminate all anxiety and bring confidence to those who continue to be plagued with trepidation.



The Methodology started as a psychological venture. It's been growing exponentially for twenty-five years.

It has been a winning method and an increasingly profitable method throughout that time; a method praised and lauded in the books of many different authors but, most rewarding of all, the hundreds of clients who send testimonials of their success each week.

Almost any methodology can appear to be made to work for its creator. But that does not necessarily help those who purchase it. No system or methodology is any better than the individual using it.

Therefore, I would like to thank these handicappers who, among a number of others, Beta tested this new program. Their contribution led to the program's success. Yet, even more importantly, to the consistent and profitable success of its users.

ALINE BEST - DICK FRITTS - GARY GILBERT - BOB KRUIS - DENNIS MIKKLESON
SHANE SARTIN - STEVE SCHMIDT - GUY WADSWORTH

THE OVAL TRUTH

by Peter Tolan

I am the king of the stupidfecta. I know. You don't expect to open your Follow Up and see a fellow Sartinista openly admitting he bets the most exotic of the exotic bets, but I can't help myself. Maybe I'm a weirdo, but I find betting the superfecta oddly comforting. I think it's because when your trifecta key finishes fourth, you wail and gnash your teeth, but when your superfecta key finishes fourth you cash. Great how that works, isn't it?

So here I am, within the pages of the bible of the two-horse win bet, advocating the playing of the superfecta. I'll give you a why and a how. You should play the super because it's a relatively new bet and people are afraid of it. They don't know exactly how to play it, but they see those payoffs so they throw a few dollars at it anyway. They bet it poorly, and when you have enough people betting anything poorly (assuming you're not one of them), you have an advantage.

And then there's the bankroll consideration. Playing the superfecta properly requires a moderately healthy chunk of change, and a great many bettors do not have that chunk. Then there are the bettors that have the cash, but don't have the mental and emotional fortitude necessary to correctly fund the bet. So what you end up with is a lot of people who take a flyer on the bet. People who pick four horses and attempt to hit the bet cold on one one-dollar ticket. I took a friend to the track once, and when the last race rolled around, I told him I was going to try and hit the superfecta. He said he'd give it a shot as well, and several minutes later he ambled back to our table and tossed down a ticket. It was a one-dollar ticket. This idiot was trying to hit the super cold! I rolled my eyes and told my friend it was impossible to hit the bet that way. I continued my rant up until the race went off, then throughout the running of the race itself and then during the walk to the window to cash my friend's ticket. I hit the super as well, only it cost me a bit more than the dollar it cost him. On the drive home I continued my attempt to point out the folly of his betting strategy, but he only yawned at me as he lazily thumbed through a healthy stack of green. You just can't talk to some people, you know?

I've told you why I think you should bet the super, but now I'm going to tell you how to bet it (or at least how I bet, which seems to work for me). My superfecta hit rate hovers right around 58%, which means I score on the bet three times out of five. That's a pretty nice number, and I'm sure you're wondering how I do it. My answer?

I hardly ever bet the superfecta.

And you'll understand why in just a second. You see, the stars have to be in perfect alignment for me to make this idiotic bet. Here are my three simple rules:

START WITH A TWO-HORSE WIN BET

Sounds familiar, doesn't it? All this means is, before I can bet the super, I have to have only two possible win contenders.

TRUST SOMETHING OVER THIRTY

This is the one that keeps me from playing this bet more often. I have to find a plausible second, third or fourth place finisher that's going off at odds of 30-1 or more.

NO MORE THAN SIX PLUS BOMB

I can only have six superfecta contenders, including my two win contenders but not including my bomb, in the race. If 1 and 2 are my win contenders and 3 is my bomb, the ticket looks like this:

1,2/3/1,2,4,5,6,7/1,2,4,5,6,7

This ticket costs \$40 for a dollar, and I play it three times, keying the bomb in second, third and fourth. I also make a \$20 win bet on my bomb, because if it should jump up and win, I'll need to cash that ticket to maintain my sanity.

These four tickets cost me a total of \$140. I realize that's a big investment for some bettors, but the 30-1 shot guarantees a profit.

And while we're on the subject of wild bets, I'd like to toss a few exotic ideas against the wall and see if they stick. I hope Mr. Stronach is reading because if any of these babies winds up on the wagering buffet at Santa Anita this winter, I'm predicting big business.

THE QUINTAFECTA

Pick the first five finishers across the line.

THE SUPERDUPERFECTA

Pick the first five finishers across the line and the last place finisher.

THE IMPOSSAFECTA

Pick the order of finish for every horse in the race. California law states that this bet will only be available on races with a full field of twelve.

THE MENTALDEFECTA

Pick the order of finish for every horse in every race on the card then guess what Pincay had for lunch that day. The winner of this bet assumes ownership of the track itself and all surrounding properties.

Okay, maybe I'm getting a little carried away, but after looking at these wagering possibilities, you have to admit...

The superfecta looks darn easy to hit, doesn't it?



I received a disturbing and puzzling letter from a Follow Up subscriber claiming we have never addressed the subject of Money Management.

A Money Matters column has appeared in virtually every Follow Up from #62 to #72. Almost two years worth. Granted, this subscriber only started with issue 71 but back issues are always available. From issue 66 through the present I've been focusing on profit rather than just getting winners regardless of price. I've been just as emphatic about learning recognize races where there is value and passing those where there is none. Many readers took 5-2 as a **rule**. No, it is not. In issue #66, the manual Wagering Decision Form was introduced. Since then

virtually ALL our concentration has been on money management and profit. Thus, as Mark Anthony said at Caesar's funeral, this letter was "The most unkindest cut of all."

What would be quite understandable are letters that say we need to focus more on contender/pacelines decisions. Many clients, focusing solely on profit, have let their handicapping skills diminish.

MONEY MANAGEMENT REVIEW

1: I've stressed that how much you wager is nobody's business but your own. However, I've demonstrated that flat betting ten dollars per horse in a two horse win wager, \$20 per race, has proved to be quite profitable for many clients to whom \$20 per race is their maximum betting comfort level.

2: All money management must be based on your enjoying a positive expectancy. This means following **all** directions regarding Contender Paceline selection and Hiding all but your top 5 Ranked Primary Corollary contenders. This is FOR WIN only. Exotic bettors should enter more horses on their BEFORE screen and use their AFTER screen only for WIN.

3: Win bet any horse from Tier one or two that pays \$7 dollars or more. As your second win bet use the TOP OVERLAY from the Top 3 TIERS of the new, improved BL/BL.

4: Bet a 4th Tier horse only if it will pay extremely well and has at least a couple of positive corollaries.

I leave it for you to decide what constitutes "extremely well" and "positive." Could be the letter writer wanted the kind of money management "RULES" published by some well-known writers. These rules are arbitrary and based on the accuracy of some mathematical principle that works only when certain specific factors fall into place: like Jupiter colliding with Mars. People inclined to believe in wagering "rules" do not belong in a methodology that discounts rules.

5: HIDING horses with odds too low for a wager. This will considerably raise everyone's profits over the long haul. This statement will meet with some resistance by certain anxiety-ridden clients who suffered when tracks like Hollywood and Belmont produced so many short-priced favorites

priced favorites this last summer. But virtually each racing day at those tracks there were enough overlays to compensate and yield profit. The problem suffered by the anxiety prone is that they did not even try handicapping the races producing the overlays. Anxiety tends to make one extremely cautious in both betting and selecting races for handicapping consideration.

I had lunch the other day with a client who had never before kept sets of accurate records. He decided to start with Hollywood and Belmont because of all the whining he'd heard from others about the bevy of low priced favorites. His primary records were those that told him WHAT Synthesis readouts were producing the longshots. He recorded them daily until he found a pattern. Needless to say that pattern included the Early-Late Difference Graph. He made a considerable profit at both tracks during this period.

6: For WIN ONLY: Once you've made your HIDES, pay little attention, or just completely **ignore** corollaries for winners in the FIRST THREE Tiers of BL/BL. At this point BL/BL tiers themselves are the most important corollaries. Only when you see a winner in Tier 4 do you look at price and at least some corollary support.

7: Just because my personal minimum odds are 5-2, I can only suggest. I can't and won't try forcing anyone to follow my lead. You can take any odds you want for one betting choice making your second win bet on the most appropriate overlay. Some have suggested that I make my minimum demand 3-1, even 4-1. I tried it but it cuts way down on the number of races I can bet. Demanding such high odds is risky unless one has learned well the art and science of passing races destined to produce winners paying **less** than these odds.

Anyone who thinks they already know how to do this without sacrificing a lot of potential profit, should let me know. For a week I held out for a minimum 3-1 and lost money! The trick here is selectivity; being able to sense which races are most likely to yield **overlays** that WIN and which will not. To be selective one must handicap virtually all races, preferably on several cards and bet only those projecting OVERLAY winners.

This can and is being done with the Multi-Track Wagering Decision Form for TrackMaster download. Here's an example that seems almost too good to be true. However, I stood over the client's shoulder as telephone bets were made. This is an accurate record.

To date, some have failed in their attempt to master the art of PASSING. They wind up passing too many races; quite often those that pay the HIGHER mutuels. They're being UNDERwhelmed by what they think is the Match-Up and usually select the races paying the least while avoiding those that pay double digit mutuels.

I've been around a lot of allegedly great handicappers but have yet to witness one who has mastered the Visual Match-Up art without passing too many high paying winners. Their argument is: since they passed the race they didn't lose it. Those with this philosophy whose skill hasn't caught up with their reasoning, had better practice a lot before they try it.

Highly selective bettors, making only a wager or two per day, must wager a lot more money and/or time to make as much as those of us who bet at least 5 races per card.

8: Don't make Exacta wagers until you've mastered the art of finding the PLACE Horse. Box 3 horses for Exactas, FOUR for Trifectas. If you subscribe to the notion that handicapping can produce huge profits through exotic wagers, test yourself on paper first. I'm literally amazed at the number of persons who make exacta bets while admitting they haven't the slightest idea of how to find the place horse. They don't even bother to look at their Early-Late Difference Graph to find the counter-energy horse. (Our Manual the 55% Solution - Finding the Place Horse, is still available. \$32).

9: Often the Place, even the Show horse will appear on your Readouts BEFORE HIDES. That's why I recommend an AFTER HIDES sheet for WIN ONLY and a BEFORE HIDES FORM for exotic wagers.

10: Kelly Criterion vs. Flat Bet. Wagering a percentage of a given bankroll allows you to start with smaller bets and work up to larger ones through the profits earned by the Kelly procedure. However, in my own experience, using the Kelly, EVERYONE will SOON reach a betting level above their comfort zone and tend to pull back. This destroys the enormous profit potential of the Kelly Criterion. Flat Betting an amount WITHIN your comfort zone will ultimately produce 5% more profit than betting a percentage of bankroll. It just takes longer. Still, it's much easier on the nerves.

11: Again, remember: No betting strategy or money management plan will work UNLESS your handicapping choices produce will a positive FLAT BET proficiency. No kind of money management can overcome making an excess of inaccurate contender/paceline choices. Most of you indicate that you have very few handicapping problems since you follow my guidelines. Others ignore directions and end up with an array of horses that defy reason.

12: Even some of those following directions encounter a lot of INDECISION when it's time to bet. Such problems can arise when one fails to properly utilize the HIDE feature in the Wagering Decision Form (some don't use it at all), and have difficulty wagering on the two most appropriate overlays in the 3 or in rare cases, 4 tiers of Bottom Line-Betting Line.

13: If you are still getting too many overlay winners in the 4th or 5th Tier of BL/BL, your handicapping or emotional intelligence is at fault. In most cases where one or both of these factors are obvious deterrents, it's because you are qualifying contender and picking pacelines by *old* standards, some of which even we taught at various past (before 1998) seminars. So we must plead mea culpa. Clinging to these archaic guidelines is nothing more than persistent denial of **today's** facts and stubborn resistance to current reality.

14: Reality has forced changes in the Methodology. If you just relax and change with it you'll win.

15: Throughout a period of over 24 years I've have learned the sad fact that most people requesting a money management strategy don't truly want one and won't follow any plan given them. What they actually want is another hurdle to justify rationalizing their failure. i.e. delaying the moment of truth and having another excuse to lose.

16: Money Management is nothing more than winning more money than you bet. The simplest kind of arithmetic.

17: Following any money management strategy is 100% psychological. Those who claim they'd win if only they had a good money management plan are REALLY saying that they have **no self discipline**. They are not in control of their own actions or lack of action.

18: Learning to employ self-discipline is the answer to all money management problems.

19: Virtually every handicapping book contains a section on money management. Some are better than others, But all are adequate if followed as directed!

Speaking of money, here are a few facts that may interest you:

Test Tracks: Santa Anita, Hollywood Park, Belmont, Aqueduct Circa 1961-1965: Ave. Percent of wins by Favorites: = 32%. Ave. Payoff - ALL Favorites: AQUEDUCT \$5.38 BELMONT \$4.85 HOLLYWOOD PARK: \$5.78 SANTA ANITA \$5.44. Del Mar: \$5.87. SARATOGA \$5.61.

Six Track Average ALL Favorites: \$5.47

The important thing to remember that this statistic is for the above tracks ONLY and includes ALL favorites during 1961-65..

Now here is the more interesting Stat. Same tracks. Same test period: Favorites with Post Time odds over 9-5. The average payoff for these favorites was \$5.96, almost 2-1. So, back then, at these six tracks, one could bet any favorite with post time odds exceeding 9-5 and lose only \$9.28 over 100 races.

But that was then, this is now and those stats are no longer true.

The reason mutuels were lower at AQU and Belmont back then is because the most sophisticated, knowledgeable and skillful handicappers favored those tracks. Aqueduct's Winter Meet helps raise that track's average. For the same reason, Hollywood Park Favorites paid a little more than those at Santa Anita. Both Del Mar and Saratoga paid higher since then, as now, they appealed to tourists and vacationers out to PLAY the races for fun and recreation.

In 1998: SAME SIX TRACKS Ave. Percent of wins by ALL Favorites = 34%; Ave. Payoff - ALL Favorites = \$4.65. BUT, more important is the fact that at these SAME tracks 83% of the NON-FAVORITES fit OUR definition of overlays. At California tracks, that figure is over 89% because in so many races there is only one contender with closing odds that are LESS than 5-2..

Hence, the average mutuel paid by non favorites was \$9.48 at the East Coast tracks, \$10.02 in California. It's even higher in Washington and British Columbia, despite the number of low paying favorites there.

Therefore, it is no surprise that 2nd Favorites are paying a bit more now and back in 1988 than they did in the sixties. It's because of the figures above concerning NON-favorites that won an average of 86% of all races at the six tracks tested, where the **post time favorite** was the **only** underlay. All other entrants were going off at odds of 5-2 or higher. The reason is simple: more people are wagering on public favorites today than in the past.

Bear in mind also that in 1998 Trainer Bob Baffert's winners paid an average mutuel of \$5.17. Dick Mandella's average win mutuel \$3.69. By the same token anyone willing to limit their bets ONLY to the 28 times horses trained by Neil Drysdale entered races at Hollywood Park's 1998 Fall-Winter meet, would have grossed \$111.20, or a net of \$55.20 on \$2 bets. If this statistic holds up, one can just bet Drysdale's horses at Hollywood 28 days per year. Pray that Drysdale's 1988 stats hold up for the current year and become a winner (Stats courtesy Daily Racing Form).

SUMMARY: Over-proliferation of the same information has increased the number of persons in the cluster group that tends to bet choices that seem obvious by the guidelines of conventional wisdom.

Keep in mind that these stats apply only to the major tracks cited. Tracks like Houston, Ellis Park, Lone Star and others where attendees are less sophisticated about horse racing are a different matter. One client from the state of Washington made \$3,700 in one day downloading Houston. At some of the minor and, especially newer tracks, contenders that seem like obvious choices to us, are winning at big prices.

So, while prices paid by favorites may be going down consistently as a result of the sheep-following-leader syndrome, win mutuels for NON-favorites (overlays) have risen dramatically.

Trainer-Jockey stats, costing goodly sums, seem to be favorite subjects for self-published booklets these days. Their value is only in after-the-fact percentages. If they could **predict** before a meet the average WIN MUTUEL of a trainer, jockey or T-J combination, I'd be on their customer list in a second and wager only on those trainers, jockeys and combinations that were profitable.

The most important facts derived by our research of the 1988-1999 (so far) profit potential of all tracks, major and minor, leads us emphatically to the conclusion that EVERYONE should have internet access for multiple track wagering. Our profit records, downloading from TrackMaster and using the Multi-Track Wagering Decision Form, shows a 165% INCREASE over 1997 when we wagered only at California tracks and the occasional stakes race from back east.

Layoffs & Workouts

Recently I took a new client to a local eatery in which a key employee is also a successful owner of Thoroughbred race horses on the southern California circuit. Like so many newcomers, and even some veterans, the client was absorbed with a number of mainstream concepts, particularly about layoff horses and conventional wisdom rules about recency.

In my county alone (Riverside) there are at least five horse farms with full mile tracks so the owners can work out their horses without the results ever being officially recorded or published by the DRF or Equibase. California may be the chief "offender" against official rules about workouts, but it's also prevalent in Kentucky, Florida, and Maryland. While it's rampant in these states, I'm sure it happens to some degree in others.

To convince the client I asked the restaurant lady about it. First she winked at me. Then, when assured that my client wasn't some kind of racing official, she revealed the fact that "UN-official" workouts were quite common, not only in my county, but throughout the state.

Because of this, many "official" recorded track workouts are made deliberately slow or extra fast depending on whether the owner/trainer wants less or more money bet on their charges. When it was more they wanted their horse to be underlaid so that some other horse they had their eye on would go off at higher odds. When the workouts are purposely slower, it is to disguise the ability of *their* horse in the hope that it would be an overlay.

This strategy is employed most often, but not exclusively, with higher class horses coming back to the races after long layoffs.

Hence, the meticulously prepared research by Mark Shranger and American Turf Monthly may be a little tainted because it covers only 26 tracks, major and minor, with two one-week samples taken at different times of the year. Even so, it is sufficiently indicative for us to take note that, combining categories, about 30% of all races were won by layoff horses. The highest percentage came in Maiden Claiming Routes, of which there are very few. The next highest percentage was in NW1 Allowance Dirt Sprints: 32.6% The lowest percentage of Layoff winners came in all categories of Dirt Routes. Collectively: 20.35% First Time Starters (FTS) with NO official workouts fared ZIP, no wins in any category.

Even though this sample only claims 2,000 races at 26 tracks, 77 races per track, it is indicative of the huge change in the potential for layoff winners since the studies made by Fred Davis and Bill Quirin many years ago. Unfortunately some of our most famous and highly regarded handicapping authors are producing books and articles that still rely on those old, outdated figures.

I hope these facts help to temper the almost universal tendency of horse "players" and handicappers alike to spout subjective statistics that roll off their tongues with absolute conviction and certainty but have no factual basis in long term reality.

LAYOFFS CAN BE THE KEY

Table II

MAIDEN CLAIMING RACES

	Dirt Sprints	Turf Sprints	Total Sprints	Dirt Routes	Turf Routes	Total Routes	Total All Races
winning 1st time starters	32	0	32	0	0	0	32
1-29 days since last start	175	9	175	63	1	74	249
30-59 days since last start	53	9	53	20	1	21	74
60-89 days since last start	12	0	12	0	1	1	13
90+ days since last start	38	0	38	1	0	1	39
TOTAL	310	0	310	94	3	97	407
TOTAL 1ST TIMER WINS	32	0	32	0	0	0	32
PERCENT 1ST TIMER WINS	10.3%	0.0%	10.3%	0.0%	0.0%	0.0%	7.9%
TOTAL LAYOFF WINS	103	0	103	21	2	23	126
PERCENT LAYOFF WINS	33.2%	0.0%	33.2%	22.3%	66.7%	23.7%	31.0%

Table III

MAIDEN SPECIAL WEIGHT RACES

	Dirt Sprints	Turf Sprints	Total Sprints	Dirt Routes	Turf Routes	Total Routes	Total All Races
winning 1st time starters	57	0	57	3	5	8	65
1-29 days since last start	88	4	92	64	14	78	170
30-59 days since last start	27	0	27	18	5	23	50
60-89 days since last start	7	1	8	1	3	4	12
90+ days since last start	22	0	22	2	3	5	27
TOTAL	201	5	206	88	30	118	324
TOTAL 1ST TIMER WINS	57	0	57	3	5	8	65
PERCENT 1ST TIMER WINS	28.4%	0.0%	27.7%	3.4%	16.7%	6.8%	20.1%
TOTAL LAYOFF WINS	58	1	57	21	11	32	89
PERCENT LAYOFF WINS	27.9%	20.0%	27.7%	23.9%	36.7%	27.1%	27.5%

Table IV

CLAIMING RACES

	Dirt Sprints	Turf Sprints	Total Sprints	Dirt Routes	Turf Routes	Total Routes	Total All Races
winning 1st time starters	0	0	0	0	0	0	0
1-29 days since last start	430	7	437	328	49	37	814
30-59 days since last start	106	1	107	67	9	76	183
60-89 days since last start	23	0	23	3	2	5	28
90+ days since last start	22	3	25	6	6	12	37
TOTAL	581	11	592	404	66	470	1,062
TOTAL 1ST TIMER WINS	0	0	0	0	0	0	0
PERCENT 1ST TIMER WINS	0.0%	0.0%	0.0%	0.0%	0.0%	0.0%	0.0%
TOTAL LAYOFF WINS	151	4	155	76	17	93	248
PERCENT LAYOFF WINS	26.0%	36.4%	26.2%	18.8%	25.8%	19.8%	23.4%

Table V

NON-WINNER OF 1 ALLOWANCE RACES

	Dirt Sprints	Turf Sprints	Total Sprints	Dirt Routes	Turf Routes	Total Routes	Total All Races
winning 1st time starters	0	0	0	0	0	0	0
1-29 days since last start	95	2	97	92	41	133	230
30-59 days since last start	27	2	29	12	14	26	55
60-89 days since last start	8	1	9	4	1	5	14
90+ days since last start	11	1	12	2	2	4	16
TOTAL	141	6	147	110	58	168	315
TOTAL 1ST TIMER WINS	0	0	0	0	0	0	0
PERCENT 1ST TIMER WINS	0.0%	0.0%	0.0%	0.0%	0.0%	0.0%	0.0%
TOTAL LAYOFF WINS	48	4	50	18	17	35	85
PERCENT LAYOFF WINS	32.6%	66.7%	34.0%	16.4%	29.3%	20.8%	27.0%

As near as I can determine, none of these stats were taken at the beginning of a meet when layoffs abound.



Out of Context, Out of Time.....

by The 'Capper

*"These are the times that try men's souls"*Thomas Paine, during the midst of a three day losing streak (Common Sense)

"Et tu Brute??".. Julius Caesar, inquiring of his good friend Brutus whether he also had Charismatic in the Derby (\$64.80)) (from W. Shakespeare).

INTO THE POOL

Handicapping thoroughbred races for profit, not merely for fun, is an endeavor that is not natural to most of us, especially if we have grown up with the bias against gambling found in a Judeo-Christian environment. Many horseplayers, attempting to make the transition to profitable wagering, appear to lack a link which would allow them to apply knowledge from other successful arenas to wagering for profit. Most cannot do it, and they end up supplying the winners share for those who are able to do it. One approach to creating the link, for some is to present an analogy which allows them to see how use of knowledge from a previous successful venture can be applied to a different field or endeavor and to make a successful transition to the new undertaking.

It is summer. It is hot outside, a good time to spend some time by the pool. Even in relaxing moments I am frequently struck by thoughts about making successful short term equine investments both to improve my own "portfolio" as well as how to help others overcome their inabilities, fears and anxieties and move over to the winning, profitable side.

It is summer for most of us; and, being out by the pool, I have been watching people, mostly children, and their approach to the swimming pool, especially the non-swimmers. The pool is a big challenge to them. I think learning to swim and actually getting into the swimming pool have similarities with entering the pari-mutuel pool. Like learning to swim and learning to handicap for profit, each of us must let go of previous fears and anxieties. We must learn to trust in another's instructions and guidelines. And we must follow those guidelines as given until we are successful before we can begin to use the new skills and abilities to their fullest potential. In swimming we must learn and trust that the water will support us if we LEARN to float--we will not need to stand on the bottom or grasp the side of the pool. We are able to float by using ourselves and some instruction, however, no one can float for us. With handicapping we must learn to unlearn our past; that the knowledge we had before is no longer the best way to achieve success; that no one else can successfully invest for us.

You can see the fear in the eyes and faces when the non-swimmer lets go of the pool edge and ventures out towards a familiar, trusting hand. The head is up, the eyes are open wide, and the breath is being held as long as possible, until the safety of the outstretched hand is reached. At the windows you can see the fear as the player vacillates between selections right up to the time he reaches the parimutuel clerk, listening to the bets being made in front of and around him, ready to abandon his first (or second) choice to the whim of some other bettor. He has no trust and no confidence and will ask the same question in the very next race of an entirely new set of bettors.

The want-to-be swimmer, by emulating successful swimmers who are there swimming, along with some instruction or coaching will soon lose their fear when the safety of the edge is no longer in their grasp. The horseplayers with their biases, egos and psychological hang-ups have little chance to become winners. They choose not to learn. However, with a DESIRE to win and to profit a handicapper can evolve into a successful wagercapper (Doc's new word). Then like the fledgling swimmers when the water is over their head the bettor will be as confident of his safety in the pool as is the swimmer. The handicapper will be able to invest with a confidence not known before, in the betting pools. He will be able to return from the betting windows after making successful investments waiting for the next opportunity rather than hoping to find the Leprechaun with all the winners

Swimming, unlike horse racing, is not a stochastic event. It does not change. Certainly strokes get better, some swimmers are faster than others. Some aspire and make it to the Olympic Games. Others become surfers or SCUBA divers. The basic skills are the same. Handicapping for profit takes some basic skills and allows us as individuals to utilize them to our own unique insight and quest. In Vox Populi and throughout the Follow Up we see how some of us are successful pick three players, some pick six winners and some are winning exacta investors. All of these feats come after understanding and putting into practice the basic guidelines of the Methodology.

First we become winners. Then we look at how we can maximize our investments in the exotic pools. In the swimming pool we learned to float, to breathe and to swim. We may go further and learn to breast stroke, back stroke or the butterfly. First we have to learn to crawl. Always start with the basics.

In order to shift from non-winning to winning DO NOT jump into the exotic pools without an ability to win straight bets. DO NOT jump into the swimming pool if you cannot float. Understand and be able to do the basics. In both cases it is a matter of survival, in the swimming pool literally life's survival depends on it, and in the betting pool financial survival depends on it.

Swimming pools are inanimate creations. The water in them will support whoever is able to learn the skills which will keep them afloat and propel them through the water safely and confidently. There is no age restriction, gender bias or color code. If you have the skill, and you practice the method; you will survive.

The tote machines are absolutely fair and unquestionably democratic. They do not care who puts a winning ticket through them. IF it is a winning ticket you will be paid. The test is to write the winning ticket. The Methodology has the guidelines to allow each of us to create the winning tickets. However, it is not a black box method and requires some learning, some practice, some understanding and some diligence. It is not magic. To the uninitiated it looks like magic. It is certainly magic to the players huddling around the windows asking the winners and the losers "Who do ya like?" These players like anyone else's selections more than they trust their own.

The Methodology provides the teaching needed to learn to handicap successfully. Follow the guidelines. Do not get pulled under. Succeed in the parimutuel betting pools.

The 'Capper here with a race day reminder....work the plan, be profitable.

'Til next time.



This
NO-NEED-FOR-HANDICAPPING
program includes an exciting new COMMENT LINE feature,
allowing you BREAK TIES LIKE MAGIC!

THE VALIDATOR

For those not getting optimal results from your current handicapping program..THIS PROGRAM IS THE ANSWER. Featured in this issue, THE VALIDATOR has been tested by those already doing well with Synthesis - and they all agree, THIS IS THE EASIEST AND THE MOST PROFITABLE PROGRAM they have ever seen.

Hi everyone.

Doc, this is the second week of use....it continues to get more winners!! Looks like I get 2 to 3 more winners in a 20 race cycle than I have been getting with Synt??

Great Improvement!!

Best, D.F.

Doc:

I didn't think it could get better than Synt - but you've done it again. Thank you for the privilege of testing this new program and thank you for turning my handicapping into a profitable life.

G.F.

**GET BOTH MANUAL ENTRY AND TRACKMASTER VERSIONS OF
THE VALIDATOR
FOR THIS SPECIAL PRICE THROUGH DECEMBER 24, 1999**

\$450

*For those who purchased SYNTHESIS after August 1, 1999: **\$250***

**NOTE: If you are already making optimal profit,
you DO NOT NEED THIS PROGRAM.**

At Deadline



PHILADELPHIA PARK • THE TURF CLUBS

P.O. Box 1000
Bensalem, PA 19020

October 15, 1999

IMPORTANT NOTICE

The Los Angeles County District Attorney's office has begun an investigation to determine the legality of California residents placing pari-mutuel wagering on California racing through account wagering services based outside of the state.

"Phonebet" is one such service and until the situation has been resolved it is our intention not to accept wagers on California racing from account holders who are California residents. Therefore starting immediately our phonebet operators will be unable to accept any wagers you may wish to place on California racing. You will, of course, be able to continue wagering on all other racing.

Once we have more information we will write to you again but in the meantime we assure you of our best possible service and thank you for your patronage.

Sincerely,

A handwritten signature in cursive script that reads "Kimberly L. Smith".

Kimberly Smith
Director of Phonebet

THE TURF INVESTOR

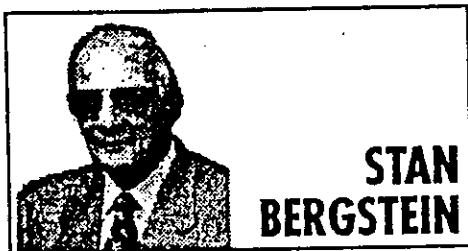
Picking Winners or Playing for Value?

by Frank Cotolo

According to one source, the followers of Howard Sartin had also chosen Charismatic to win through their pace and energy formulas. The Sartinists were in the minority, which benefited them to the hilt.

The point is that most people, from Andy Beyer to Andy Capp, had any number of good reasons to look past Charismatic.

DOC COMMENTS: This is from an article in American Turf Monthly. That one source was Mark Cramer, a friend of Cotolo's, who learned the fact from Mike Helm, who had Charismatic using Synthesis. Mark sent me an e-mail of congratulations even before I arrived at the office with the Win money.



Daily Racing Form Online: www.drform.com

Governmental folly? Youbet!

TUCSON, Ariz. — It's true, as youbet.com likes to remind us, that there's nothing like hitting a trifecta in your pajamas.

Just ask the more than 12,000 youbet subscribers who bet from the comfort of their homes, using their personal computers. But it's difficult to do serious handicapping when cops bust the joint.

The Thought Police aren't knocking on individual doors, at least not yet, but commandos from four — count 'em, four — agencies of government in the Los Angeles area raided youbet's headquarters recently.

When first hearing of the raid on youbet, it looked like it had to be a case of old maps leading to a hit on the wrong target. Surely the intended target of the Los Angeles raid could have been in nearby Hollywood, the film capital from which violence flows knee deep over the land. But no, this noble battle was fought to curb another threat, the assistant D.A. leading the charge said, sword in hand. Youbet.com, he felt, was violating the gambling statutes of California.

Youbet's president, Robert Fell, who cooperated fully with the "investigation," said that youbet.com was a law-abiding company that marched carefully, now and always, to the drums of current statutes — local, state, and federal. It's stated mission — and it has accomplished it admirably — is to bring the thrill of horse racing and interactive wagering right to your computer with live audio and video feeds from 30 of the best tracks in the country, with real-time odds, commingled track pools, instant access, and secure wagering right up to post time. All without standing in long lines.

Youbet.com was not the first interactive operator to feel the wrath of zealous local authorities. Weeks earlier, in Vancouver, British Columbia, an early morning raid was staged on Starnet, with similar disastrous results for the company's stock.

In the Starnet case, \$6.7 million of the company's assets are still frozen, even after an appeals judge ordered millions more released, saying there was no justification for impounding them.

These raids are the first skirmishes in a war that could turn nasty.

Racing has enough problems that it does not need a return to the speak-easy busts of prohibition. The issues of legality of Internet and other interactive wagering are only now being determined in Congress, where the Kyl bill prohibiting Internet gambling — but exempting racing under special restrictions — awaits a vote in the Senate, and where a companion measure was introduced last week in the House.

The issues are also being debated in state legislatures and by governments far beyond our borders.

In the years ahead, we will look back on the youbet.com and Starnet raids as amusing footnotes to a day long-since departed, like the flappers and Charleston and booze busts of the twenties and Gatsby and Daisy Buchanan of F. Scott Fitzgerald. But they are neither funny nor entertaining today.

