


The FOLLOW UP

with Howard G. Sartin, Ph.D.

EVOLUTION

ISSUE # 76



HANDICAPPING REVOLUTION

WAGERCAPPING! Part 2

Publisher's Desk	1
On Line with Shane	5
The Oval Truth by Peter Tolan	6
Analyze This!	12
Arbitrary Use of a Single Corollary to Determine Wagers	19
Psychology of Winning	25
Wagercapping: Diagnostics, Prognosis & Treatment	31
Wagercapping: Bettor's Choice, part 2	37
Cracking the Corollary Code, part 3	53
Tools, Tools, Tools by the 'Capper	58
Vox Populi	60
Total Energy: New Discoveries	63
Futureworld: Successful Handicapping in the 21st Century	64

The FOLLOW UP is published six (6) times a year by O. Henry House, Inc. in conjunction with the Inland Empire Institute. Subscription price is \$75 per year third class mail and \$90 per year first class & Canadian mail, other foreign subscribers: \$100/year. Back issues are available for \$12.50 each. California residents add 7.75% sales tax. If you have any problem with your subscription or have a change of address, please contact O. Henry House at the address below. All information in this publication is for informational purposes only.

The FOLLOW UP

O. HENRY HOUSE, INC.
1390 E. 6TH STREET, STE 5
BEAUMONT, CA 92223

909-845-5907

between 1 and 3 PM Pacific time

Please send all correspondence to this address. This includes submission of material for publication consideration, letters, opinions, comments - whatever.

Thank you,
O. HENRY HOUSE, INC.

STATEMENT OF POLICY

The Sartin Methodology is based in Psychotherapy and its goals are NOT directed toward fostering the illusions or delusions of gamblers seeking magic solutions for picking winners. We are primarily a healing arts organization dedicated to providing an alternative solution to mainstream psychiatry's prescription of total abstinence for non-winning handicappers. Our slogan is - and always has been -

"THE CURE FOR LOSING IS WINNING"

O. HENRY HOUSE, INC.
PIRCO
THE SARTIN
METHODOLOGY
1390 E. 6TH STREET #5
BEAUMONT, CA 92223



© 1999 O. HENRY HOUSE, INC.

All right reserved. No part of this work may be reproduced or transmitted in any form or by any means, electronic or mechanical, including photocopying and recording, or by any information storage or retrieval system, except as may be expressly permitted by the 1976 Copyright Act or in writing from the publisher. Past Performance and Results charts copyrighted by Daily Racing Form, Inc.

ALL-Ways™

Frandsen Publishing Corporation



ANNOUNCEMENTS

ALL-Ways Archive Files

BRIS has announced the availability of archived ALL-Ways software race card datafiles and corresponding Exotic Results Datafiles for all tracks BRIS covers. These datafiles date all the way back into 1998. So, now it is possible for ALL-Ways software handicappers to rapidly build ALL-Ways Race Databases for the tracks they want to play. There is a charge for this service. Check with the BRIS or Frandsen Publishing Web site for details.

ALL-Ways Version 8.0

Version 8.0 of ALL-Ways software will be available in December 1999. Watch the BRIS and Frandsen Publishing Web sites for details. Notices will be mailed to Professional Edition users.

Preamble

This issue of the ALL-Ways Newsletter is devoted primarily to two subjects, specifically, playing the Pick 3 and the 1999 Breeders Cup. We lead off with the Pick 3. As you read the Pick 3 article, keep in mind that the race card for Breeder's Cup day at Gulfstream Park includes eight Pick 3 wagering opportunities.

WAGERING TIPS

Playing the Pick 3

Pick up just about any book or essay on the subject of wagering on horse races and chances are pretty high the author will tell you the Pick 3 is a great wager. We feel the same way. It is indeed a great wager ... if it is played properly. There are some realities about playing the Pick 3 that the general public just does not understand. This is, of course, good news for the serious player. This gives us the opportunity to craft our Pick 3 wagers to take advantage of these realities, giving us a significant edge over the public. In this article, we will briefly cover the reasons why the Pick 3 is a good wager, we will expose the realities missed by the public and then we will show you the very best way we know to play the Pick 3.

Why the Pick 3 is a Good Wager

In our July 1998 Newsletter, we explained, in some detail, why the Daily Double is such a good wager. Well, all

the same reasons apply to the Pick 3. So, we will be brief. (If you contact us, we will be pleased to send you back issues of our Newsletters.) The Pick 3 is, far more often than not, a solid overlay wagering opportunity because it generally pays a good deal more than a straight three-race win Parlay (making a win bet in each race and letting your payoffs ride). This is because the track takeout and "breakage" apply just once to the Pick 3 wager as opposed to three times, once for each race making up the Pick 3. Another reason the Pick 3 is so good is because the public simply misplays the wager. The public tends to play a 3 x 3 x 3 criss-cross and they tend to wager too much on legitimate favorites. As you will see, this is a "blueprint for failure".

Another reason we like this wager so much is because there are so many opportunities to play it. The rolling Pick 3 that started in California is now being picked up by many tracks across the country. This means there are often six to eight Pick 3 wagering opportunities on a single race card. Even if your home

(Continued on page 2)

INSIDE THIS NEWSLETTER

- 1 Wagering Tips
 • The Pick 3
- 3 Handicapping the
 1999 Breeder's Cup

track does not yet offer the rolling Pick 3, you can still play the wager via simulcasts. And ALL-Ways software gives you all the information you need to play simulcast races as well as you play races at your home track.

Realities About the Pick 3

We promise that before the end of this article, we will show you a way to play the Pick 3 that really works. But, to understand this method, you must first understand the realities of the wager.

Reality #1: You will not win this wager as often as you think or as often as you would like.

For individual races, if you are allowed to bet on legitimate favorites, and if you bet one horse to win, you will probably achieve around 35 percent winners. If you play two horses, this should go up to 55 to 60 percent. Playing three horses to win should get you up to the range of 65 to 70 percent. However, we will make the point later that you should avoid playing legitimate favorites as much as possible when playing the Pick 3. This will cause your win percentages to go down to something like those shown below.

Bet on 1 horse	30% wins
Bet on 2 horses	50% wins
Bet on 3 horses	60% wins

These figures will, of course, vary by individual handicapper. But they are within reason for our purposes.

Let's see what these figures translate into in terms of how often you would win a Pick 3 wager. To determine the percentage probability of winning the Pick 3, simply multiply the probabilities for each race. For example, if you make a straight 1 x 1 x 1 wager (one horse in each leg of the Pick 3), your probability of winning would be 30% x 30% x 30%. This calculates to a 2.7% chance of winning the bet. Note that even if you were to magically pick winners at a 40% clip, a one horse per race wager would have you winning the Pick 3 only 6.4% of the time. Here are some more examples:

$2 \times 2 \times 2 = 50\% \times 50\% \times 50\% = 12.5\%$ wins
 $2 \times 3 \times 3 = 50\% \times 60\% \times 60\% = 18.0\%$ wins
 $3 \times 3 \times 3 = 60\% \times 60\% \times 60\% = 21.6\%$ wins

Another way to state the same thing is that if you bet one horse per race you will win about 1 in 37 tries. Betting two horses in each race will yield 1 win in 8 tries and three horses in each race will yield a little better than 1 win in 5.

Reality #2: You will need to play multiple horse combinations if you expect to play the Pick 3 profitably.

If you are going to play the Pick 3 successfully, you must be prepared to spend some decent money on the wager and cover multiple horse combinations. Personally, for a \$2 Pick 3, we believe you need to be prepared to spend at least \$54 (\$27 for a \$1 Pick 3). The discussion above on the probabilities of winning builds a pretty good case by itself. But consider this as well. If you win at a 20% clip which is about what you achieve with a 3 x 3 x 3 wager, statistically, your bankroll must be able to stand a string of 20 consecutive losses. At a 12.5% clip, statistically, you must be able to handle a string of 40 consecutive losses. The smaller your wager, the less chance you have of winning and the more likely you are to "tap out" your bankroll. If you are not comfortable with this size wager, you are better off going partners with someone else and owning a share of a larger ticket than to under bet this wager.

Reality #3: You cannot profitably play the Pick 3 by betting on favorites.

For a \$2 Pick 3, a 3 x 3 x 3 wager will cost you \$54 and you will win it, on average, once every 4.6 wagers. So, to break even with this wager, you need a payoff of $4.6 \times \$54$ which is \$250. For the risk we take and the patience we must have with the Pick 3, we are looking for at least a 50% premium. This means we must receive an average payoff in the range of \$375.

The good news is that this kind of average payoff is readily available with the Pick 3 provided, however, that favorites win no more than one of the three races. In his excellent book "Commonsense Betting", Dick Mitchell presented a study of Pick 3 payoffs at Santa Anita. Take a look at the chart below which shows average payoffs at Santa Anita for \$2 Pick 3's.

Number of Favorites Winning	Average All Payoffs	Average Excluding Large Payoffs
0	\$1,768	\$567
1	\$ 641	\$353
2	\$ 119	\$119
3	\$ 31	\$ 31

The chart makes it clear that you must be very selective with the Pick 3 opportunities you decide to play. You should be confident that you understand each leg and that you have spotted non-favorites with real chances of winning at least two of the legs. This is not as difficult as it may seem. Remember, non-favorites win about two thirds of all races.

Earlier, we stated how much we like the rolling Pick 3 format because it gives us six to eight Pick 3's on a race card. We like this not because we actually will play all the Pick 3's, but because we can be very selective and still get two or three plays on a typical card.

The Best Way We Know to Play the Pick 3

As promised, we have reached the point where we will show you our recommended method for playing the Pick 3. First, here is a reminder. The crowd typically bets a 3 x 3 x 3 criss-cross. This costs \$54 for a \$2 wager and wins, on average, about 21.6% of the time.

First, we examine each leg of the Pick 3 to make sure there is a vulnerable favorite in at least two legs. Second, we identify one horse in each of the three races that we believe has the best chance of winning. This is our Key Horse and is designated below as the "A" horse. Then we purchase three separate tickets crafted as follows:

1)	A	ABC	ABC
2)	ABC	A	ABC
3)	ABC	ABC	A

To win this wager, at least one of our Key Horses must win its race. Remember, the Key Horse must not be the favorite in more than one of the races. Preferably, the key horse will not be the favorite in any race.

Here is the ticket cost for a \$2 wager and the percentage chances of winning for these tickets.

Factor	IV	ROI
True Class	2.15	\$2.62
Hall Speed Last	1.85	\$2.06
First Call Position	1.80	\$3.31
Hall Early Pace 2/3*	1.77	\$2.69
Comprehensive	2.65	\$2.20

*The "2/3" designation indicates this is an average for the horse's best 2 out of its last 3 races.

As expected, horses do well in high caliber dirt sprints at Gulfstream if they are on or near the lead at the First Call (the 2 furlong mark) and if they have a good Early Pace Rating which is measured at the Second Call (the 4 furlong mark).

The BC Sprint tends to produce lots of upsets and big payoffs. This is due to the fact that The BC Sprint almost always has a tremendous amount of early speed. The races have, in the past, often set up for high priced closers. So, we also ran an Impact Value Analysis that was restricted to only high caliber dirt sprints with a Race Pace Shape of "EEE". These are races with three or more "E" horses. Look at these running style bias figures.

"E"	"EP"	"P"	"S"
1.57	0.68	0.43	0.40

The results really surprised us. Normally, because of all the early speed, we would expect to see Impact Values increase for "P" and "S" horses. But, in this case, it did not happen. What this tells us is that dirt sprint races at Gulfstream with a lot of early speed favor the very best of the best "E" horses. This is an important piece of information.

Dirt Routes

Breeder's Cup dirt routes include the BC Juvenile at 1 1/16 mile, the BC Juvenile Fillies at 1 1/16 mile, the BC Distaff at 1 1/8 mile and the BC Classic at 1 1/4 mile. The two juvenile races and the Distaff tend not to yield many surprises. The winners have been very predictable resulting in modest payoffs. The BC Classic, on the other hand, yields its share of high priced winners.

Here are the Impact Values for the different running styles.

"E"	"EP"	"P"	"S"
1.20	1.17	0.76	0.86

Here are the most powerful and profitable ALL-Ways Handicapping Factors.

Factor	IV	ROI
Avg. Competitive Level	2.97	\$2.39
BRIS Speed 2/3	2.53	\$2.18
Hall Early Pace 2/3	1.94	\$2.00
BRIS Combined 2/3*	2.19	\$2.08
Comprehensive	2.58	\$2.11

*The Combined Rating is a compound pace rating of Early Pace plus Final Fraction Pace.

The somewhat low ROI figures imply that high caliber dirt routes at Gulfstream tend to run true to form and do not yield a lot of surprises. We also found a very useful factor to help you eliminate non-contenders. Horses that are not ranked 1st, 2nd or 3rd in the Comprehensive Rating have very low Impact Values of 0.37 to 0.46.

Turf Routes

The Breeder's Cup turf races are the BC Mile at (surprise) one mile, the BC Turf at 1 1/2 miles and the new BC Fillies and Mare Turf at 1 3/8 miles.

Watch out for horses shipping in from Europe for these races. Also, the BC Turf tends to produce a lot of upsets and some very high priced winners.

Here comes another particularly important piece of information. As you would expect, the running style bias for all turf routes at Gulfstream shift to being slightly in favor of horses coming from off the pace, particularly Presser ("P") horses. However, when we restrict the analysis to *only high caliber* races, the advantage stays with "E" and "EP" horses as shown below.

"E"	"EP"	"P"	"S"
1.30	1.04	0.77	0.99

Here are the best Handicapping Factors

Factor	IV	ROI
Scott PCR	2.49	\$2.67
Hall Speed Last	2.29	\$2.57
First Call Position	2.10	\$2.54
Hall Combined 2/3	2.36	\$2.99
Brohamer SP	1.86	\$2.33

Scott PCR is William Scott's Performance Class Rating, a measure of a horse's competitive level. The Brohamer SP Rating measures the horse's Sustained Pace throughout the race but gives slightly more weight to the horse's early pace capability.

Some BC Odds-N-Ends

- If he has any horses entered in BC races, watch out for trainer Andre Fabre horses coming in from Europe. They will most likely run well.

- In the BC Mile, watch out for Da Hoss. He will be lightly raced again this year as he was last year when he won paying \$25.20. "Fool me once, shame on you. Fool me twice, shame on me."

- The European Time Form Ratings that BRIS will make available for the Breeder's Cup are a very useful handicapping tool, particular for the three Breeder's Cup turf races.

- ALL-Ways software includes extensive Class Ratings for European horses as well as North American runners.

- Consider reading the Breeder's Cup article in ALL-Ways Newsletter #11 dated October 1998. There is quite a bit of detail about each individual Breeder's Cup race that may be helpful for this years BC. Just contact us if you would like us to send you a copy of any or all our past newsletters.

- If you are not now an ALL-Ways software user, you may want to get the software from BRIS just for the Breeder's Cup. Without learning all about the software, you can simply print out the All Factors Report that shows, on a single page, side-by-side ratings of every horse for all 71 Key Handicapping Factors.

- Frandsen Publishing will post special Breeder's Cup ALL-Ways Handicapping Profiles on our Web site. ALL-Ways software users can download these profiles and use them to handicap all the races run at Gulfstream for the 3-day Breeder's Cup weekend.

- We wish you a profitable and fun filled day on November 6th!

**How to reach
Frandsen Publishing**

Phone: 612.937.9180

E-Mail: frandsen@mn.uswest.net

Web Site: www.frandsen.com



ALL-Ways™
COMPUTER HANDICAPPING
SOFTWARE FOR PROFESSIONAL
AND SERIOUS HORSEPLAYERS

A	ABC	ABC	\$18	10.8%
ABC	A	ABC	\$18	10.8%
ABC	ABC	A	<u>\$18</u>	<u>10.8%</u>
Totals			\$54	32.4%

Here is why this is such a good approach. The wager costs us the same as a 3 x 3 x 3 criss-cross cross (\$54). But, our probability of winning is 32.4% versus the 21.6% probability for the 3 x 3 x 3 criss-cross cross. And, the 3 x 3 x 3 criss-cross can win the wager only once. In our case, we can actually win the wager once, twice and even three times depending on how many of the races are won by our Key Horse. By increasing our win percentage to 32.4%, or about 1 win out of 3 wagers, our break-even payoff drops to \$162 (3 x the \$54 wager) and our target payoff becomes about \$250. This is readily attainable so long as the favorite does not win more than one of the three races.

There certainly are legitimate variations to this approach. For example, there may be times when you want to play four horses in a particular race or where you can limit your bet to 2 horses in a particular leg. These wagers might look something like this:

1)	A	ABC	ABCD
2)	ABC	A	ABCD
3)	ABC	ABC	A

1)	A	AB	ABCD
2)	ABC	A	ABCD
3)	ABC	AB	A

Notice that there are some constants here. There is a key horse in every race and you have the chance to win the Pick 3 three times.

Summary

1. Select Pick 3 sequences of races where you believe it is likely that favorites will not win at least two of the races.

2. Identify a Key Horse in each race. This is the horse that you believe has the best chance of winning. Remember, your Key Horse in at least two of the races must not be the favorite.

3. Pass the wager if you are not reasonably confident of your handicapping. You should feel like you have a real handle on what is likely to happen in all three races.

4. Create three separate Pick 3 tickets, one each with a Key Horse singled in each leg as we have illustrated earlier.

This really is a great wager. Why not give it a try at this year's Breeder's Cup?

THE 1999 BREEDER'S CUP

A day with the best horses, the best trainers, the best jockeys, the biggest purses, races that lend themselves to good handicapping, some really nice payoffs. Wow! It is Breeder's Cup time again. This year's Breeder's Cup will be run on November 6th at Gulfstream Park in Florida. And the folks at Gulfstream have put together an absolutely great three days of racing beginning on Friday November 5th and ending on Sunday after the Breeder's Cup.

Some Changes in 1999

With the addition of the new Breeder's Cup Filly and Mare Turf, the Breeder's Cup (BC) now consists of eight races as opposed to just seven races in years past. The new race is for fillies and mares 3 years and older at 1 3/8 miles on the turf. The purse is \$1 million. So, total purse money for the BC races is now at \$13 million.

The day starts with two undercard races. Race #1 is the \$100,000 Sunday Silence Stakes for 3 year olds and up at 1 1/16 miles on the dirt. Race #2 is the \$100,000 Eliza Stakes for 2 year old fillies at 6 furlongs on the dirt. The actual order of the BC races has changed too. Here is what the full card looks like for BC day. Note that an Exacta and a Trifecta are offered for every race. The other wagers are shown below.

1	The Sunday Silence	P3, DD
2	The Eliza	P3
3	BC Distaff	P3
4	BC Juvenile Fillies	P3, DD
5	BC Mile	P3, P6
6	BC Sprint	P3, Super
7	BC Filly & Mare Turf	P3, Super
8	BC Juvenile	P3, Super
9	BC Turf	DD, Super
10	BC Classic	Super

There are 3 Daily Doubles (DD), 8 Pick 3's (P3) and 5 Superfectas. The Pick 6 starts with the BC Mile. Each BC race has a purse of \$1 Million except for the \$2 million BC Distaff, the \$2 million BC Turf and the \$4 million BC Classic.

The card on Friday, November 5th includes 10 races as does the card on Sunday, November 7th. These 20 races plus the two undercard races on Breeder's Cup day have total purse money of \$2,425,000. Seems like good candidate for a wonderful 3 day weekend of handicapping.

Analyzing Gulfstream Park

Now we are going to take a close look at Gulfstream Park.

We will look at track bias statistics and then, using the Analysis Module in ALL-Ways software, we will look at which of ALL-Ways software's 71 key handicapping factors have the highest Impact Values (IV's). Remember, an IV of 1.0 means that horses ranked first in a race for this factor win just their fair share of races, no more and no less. An IV above 1.0 indicates horses ranked first win more than their fair share of races. For example, an IV of 2.2 means that horses ranked first win, on average, 2.2 times their fair share of races. An IV of 2.0 or higher is considered to be very strong.


The Impact Value Analysis also shows us how profitable each factor has been in terms of the return on each \$2 bet. A return of \$2.40 means that if we had bet \$2.00 in every race on the horses ranked first for the factor, we would have won \$2.40 for each \$2.00 wagered. This is an average profit of 40 cents for an average return on investment of 20 percent.

The Impact Value Analysis was restricted to just very high caliber races run at Gulfstream. We had a very large database (over 2000 races), so we had plenty of races to analyze. Note that this analysis can be applied to every race run at Gulfstream during the entire three day Breeder's Cup weekend.

Dirt Sprints

Gulfstream favors early runners in dirt sprints with about 70% of races won by Early ("E") and Early Presser ("EP") horses. Sustainer horses ("S"), the deep closers, have a dismally low Impact Value of only 0.39. They are at a real disadvantage at Gulfstream in dirt sprints.

Here are the most powerful and the most profitable ALL-Ways Handicapping Factors for high caliber dirt sprints run at Gulfstream.



The singlemost factor separating winners and non-winners is still **contender/paceline selection**. It has ever been thus for as long as I can remember. Non-winners always seem to find ways to avoid using the best of the last three lines at a comparable, distance, surface and competition level. It would seem that when they view winning races in the Follow Up, they fail to note the **lines** used for all contenders and how truly rare it is when we went back more than 3 lines.

The second biggest separator is that non-winners tend to use several programs in concert with each other, turning the Methodology into a smorgasbord instead of a unified force.

A client called me about an older fellow sitting in front of him who went to the payoff window five times. Asked what he was doing to get so many winners, the older gentlemen said he was using Sartin's old UltraScan; and furthermore had placed fifth in a Reno handicapping contest. The client immediately wanted a copy of UltraScan, a 1986 program that was abandoned long ago because for most clients, after 1990, it was not producing sufficient profit or winners at any price.

What the client should have done was ask himself why the gentleman was able to go 5 times to the Payoff Window, to show him the contenders and pacelines that gentleman used to get the winners.

This has also worked well for us in reverse. A stranger to the Methodology was at Belmont for the Stakes. A Synthesis client had LEMON DROP KID ranked 2nd. The stranger asked what the client was using to get this longshot, as well as CHARISMATIC in the Derby and Preakness. The client told him and that night the stranger used the internet to contact us for information. He's now a client and a Synthesis user.

Even though this "get what the immediate winner uses" syndrome is pandemic among horseplayers, and even some handicappers, it does nothing to solve day to day problems. Any program we've ever produced will still get some winners, even in today's racing. I suspect a few of the other materials on the market will too. They will enjoy a good day at the races when everything falls into place because the winners have superior velocity figures and normal deceleration patterns, with NO HIDDEN factors that can be revealed only by compounding interim values. Unfortunately, such winners seldom pay enough to warrant a bet or depended upon for even the price of a meal and refreshments.

I have seen a few examples of other professional selectors hitting overlays we missed because of their trainer connections. However, on a day to day basis our profits outweighed theirs by 3 to 1. I've even shelled out money to get these expert selections so that we could make a comparative study. In fact we're currently involved in such a study for Del Mar. It cost me \$56. But I got it all back and more with a \$10 bet on an \$18.20 winner in the 5th race, July 25th.

It has always been our policy to develop new programs only when enough user response to a current program tells us that it's not quite up to the winning standards on which our reputation is based. Racing has changed dramatically since 1992. Phase III, UltraScan, Synergism, non-adapted and upgraded Energy, Synergetic Match Up and old Thoromation programs, even the original Quad Rater and Entropy II (the program, not the concept), are no longer the powerhouses they once were. The reason a few unique persons are able to continue winning with these outdated products is because they have focused brilliantly on making appropriate contender/paceline selection. They devoted their time and their energy to fully understanding both when and why these programs worked for them.

When those changes in racing evolved around 1990 they *adapted*, becoming very selective about which races they handicapped and bet. Their problem was getting longer priced horses. Those contented with low mutuels and a lot of favorites stayed with the old programs. Those to whom profit is more important than just winners, made the switch to contemporary programs.

Winning clients have always realized that contender/paceline selection was paramount. They remain consistent winners by concentrating solely on *one* program, learning all its nuances and hidden power.

It is not because of these individuals that we are constantly involved in researching ancillary formulae and computer arrays and printouts designed to bring every client to the level of the most skillful. Our objective is to produce programs that will serve clients who are less dedicated and skillful so that they can reach the same profit level as those who are consistent profit makers.

The only things really standing in their way is their ego-centered notion that they want to be "handicappers" instead of Wagercappers. All it takes is for them to give up their refusal to follow a few simple directions.

I will freely admit that Aline, Shane and I fall into the category of those who cannot make any program prior to Pace Launcher 4 and now, especially, Synthesis, work with the same level of accuracy and profit we enjoy with Synthesis, especially the version with Multi-Track Wagering Decision Form for TrackMaster.

Guy Wadsworth always had lots of overlays in his top 3 BL/BL. But he had trouble making proper wagers. He didn't lose but he won far less than he should. I just gave him a new formula to computerize. With this new screen and an improved BL/BL, he is now making the proper bets and has become a Wagercapping marvel.

Even with this new screen contender/paceline selection is still of paramount importance. Guy's new-found success comes from the fact that now he follows my contender/paceline guidelines precisely.

A prime example of ego-centered contender/pacelines selection came via the Triple Crown races. Many, many won them all. Some did not. I reviewed pacelines sent me by some of the Non-winners. Sure, enough, they all second-guessed my paceline selection instructions. I say "second-guessed" rather than ignored, as a way of giving them the benefit of the doubt. In the Derby, several actually used a MILE line, 4 races back for one horse whose last race, at a mile 1/8th had the same speed rating as the mile. This moved CHARISMATIC to 4th ranking. Using a MILE four races back to handicap a mile and a quarter race, was asking for trouble. In that client's defense, I must add that he DID bet CHARIS since it was such a BIG Overlay.

Saved by the pari-mutuel apparatus.

Some also ignored CHARISMATIC'S last line and went back to stakes at Santa Anita where it finished fourth.

Failing to follow directions, ego or emotionally-directed contender/ paceline selection, using several different programs instead of focusing on ALL the factors in ONE, are prime causes of failure.

Couple one or all problems with stubborn resistance and clinging to old "Handicapping" rules, especially about class levels, Track Class, Recency (last line-itis), and overemphasis on the importance of speed and/or position of a horse at the Second Call and making too much of horses who, AFTER HIDES from the PRIMARY SCREEN, are not in the top 5 and ties in TOTAL ENERGY, are other destructive notions.

The whole concept of Modeling and Profiling as we once did it, is another. While I do like to get long term corollary ranking surveys from clients showing me that when they follow directions ALL corollaries rank under 3, non-researchers are better off looking at the WHOLE forest rather than just the location of a few trees as they did when handicapping with the tools of YESTERDAY.

Finding a model in scientific research and profiling human behavior, especially criminal behavior, are worthy concepts. They no longer work for a long enough period to use them in handicapping.

To the extent of their handicapping value, Synthesis itself Models and Profiles within the algorithms and output of the program itself. That's why the program is called SYNTHESIS, it **synthesizes** a bevy of viable variables so that you don't have to. The program is sensitive to changes by track, distance and surface.

Those who let the program work for them optimally are winning. Those who try to do the program's work for it are not. It is just that simple. The program is not all that complex. Often the user *is*. I've had more telephone calls and letters telling me such things as how the user ignores directions by making personal adjustments, doing everything RAW, using NO variant, separating contenders by Total Energy from the ENGEN instead of Prime Corollaries. Variations by the dozen, ending up with results that reflect the lyrics from that old country song, "Heartaches by the Numbers." Some deviations seem to work for a little while, then comes the woeful e-mail saying the user just lost \$200 or whatever. "What," he asks, "did I do wrong?"

This is the first time in 29 years that I've turned the tables on those who accuse me of being too complex. I've become simple. It's the users who won't take advantage of the fact who are too complex!

The proof of all this lies in the fact that we have more clients who win consistently today than ever before. Not just **number** of winners but **percentage** of winners. Directions, when followed are more simple and clearly stated. Adjustments of any kind have become unnecessary, especially for TrackMaster downloaders. Think back to Thoromation and Synergetic Match-Up. You had to choose between THREE adjustment options and TWO screen options, EXDC and Sustained. That's FIVE confusing user decisions that many could not survive.

Yet there are still those who think they've got to adjust or in some other way fiddle with a program that is virtually automatic.

With the advent of the computerized Wagering Decision Form with Multi-Track, we've provided the very best kind of Wagercapping Modeling and Profiling obtainable. Model your winners and the price they pay and from what BL/BL Tiers they're coming from. I have a pretty good memory but it does not profit me as much as *using* the Wagering Decision Form.

The real beauty of this form is that you can make a mistake and use a less predictive line, one that either improves the horses potential or discounts it, and still find the winner in one of four BL/BL Tiers. All that's left for you to do is determine which TWO Tiers produce the most profit while never ignoring a contender that is 5-2, or better, in the first TWO Tiers.

This is quite difficult when you're basing your wager on corollary rankings only. One client found this to be so with a horse whose recent and past speed ratings had been in the 80's. One line, 3 back was over 90. He chose that line. It was NOT comparable to the horse's NORMAL display of ability. A risky choice but one that sometimes pays off. However, those too sensitive or anxiety prone should minimize such risks unless they're willing to accept an occasional losing day.

Modeling-Profiling your profits via the Wagering Decision Form is a whole lot more beneficial than trying to model or profile individual horses. That is, unless you're into just trying to pick some winners for fun. The name of the game is **profit** – and *that is fun!*

Missing something?

Issue #59 ~ Introducing Pace Launcher with new Pace Line Selection Guidelines

Issue #60 ~ The Era of the Corollary with Sartin Glossary of terminology

Issue #61 ~ Value Wagering and advanced Pace Launcher corollaries, Pace Launcher 4

Issue #62 ~ Step by Step instructions given in detail for a full 9 race card

Issue #63 ~ Answers given to ALL problems encountered prior to this issue

Issue #64 and # 65 ~ Both issues are dedicated to helping you make profitable Decisions

Issue #66 ~ Introduction and explanation of Synthesis

Issue #67 ~ Benefits unique to the TrackMaster download and Money Management

Issue #68, #69 and # 70 ~ Exploring TODAY'S realities in Handicapping Success and how they differ from the past.

Issue #71, #72 and #73 ~ An objective testing of our Bottom Line/Betting Line with real money by Mark Cramer.

Issue 74 ~ First of the Cracking the Corollary Code series, Art & Science of Passing Races

Issue 75 ~ WAGERCAPPING issue

Back Issues of the Follow Up are \$12.50 each



SHANE'S TECH SUPPORT LINE:

909-845-1728

HOURS (Pacific time) Weekdays - 11:30 AM to 3:00 PM

e-mail: shane@discover.net

or send your question/problem by mail

I received this information from client Chuck O'Harra that I'm passing on to you. I did this procedure with my computers and it does just like these instructions say. Thank you Chuck!

Here is a Y2K fix for Windows. It's easy to follow the instructions and all went well when I updated my machine (only took less than a minute). The several computers that we have all required the fix - check it out!

Step 1) Double click on "My Computer"

Step 2) Double click on "Control Panel"

Step 3) double click on "Regional Settings" icon

Step 4) Click on the "Date" tab at the top of the page. Where it says "short Date Sample" look and see if it shows a "two digit" year. This is probably what it shows. That's the default setting for Windows 95, 98 and NT. This date is the date that feeds the application and will not rollover in the year 2000. It will rollover to "00".

Step 5) Click on the button across from "Short Date Style" and select the option that shows "mm/dd/yyyy". BE SURE YOUR SELECTION HAS FOUR Y's SHOWING, not two.

Step 6) Then click on "Apply" and then click on "OK" at the bottom.

Easy enough to fix. However, every single installation of Windows worldwide is defaulted to fail Y2K rollover. How many people know about it? What will be the effect? Who knows! Now that you know, pass it along! Thanks,, Chuck

Although our programs themselves will not be affected by Y2K, your computer may be. At the very least, this simple date setting procedure should eliminate a problem you would have had come the year 2000.

Here is an article from our local paper that might help some of you with printouts, especially graphic printouts, when running a Sartin program through Windows:

Q: When I first started using a PC years ago, I could print out whatever was on the screen simply by pressing the Print Screen key on the keyboard. My last couple of PCs also have the key, but nothing happens when you press it. What gives?

A: The Print Screen key is a leftover from the days of DOS, before Windows took over the desktop. But the key isn't totally useless. Now, instead of sending the contents of the screen to your printer, it stores it in Windows temporary memory. You can still get a printout however. Press the Print Screen key, then open up the Paint program, which you'll find in the Accessories on the Program menu. Choose Paste from Paint's Edit menu to display the screen image. You can then print it using the Print command in the File menu.

By the way, if you just want to capture an active piece of the screen, such as a help window or dialog box, hold down the ALT key while pressing the Print Screen key.

Peter Tolan

THE OVAL TRUTH

Dear Doc:

I've had a burning desire to write another 'Oval Truth' for the FU, and here it is. I don't know if you can use it, but hopefully you can.

The article is little more than a timely reminder for myself and other Synthesis users to trust the program and believe in our ability to interpret and use it.

I kept the bragging down to a minimum in the article, but thanks to the program, I've hit the Pick Six three times in as many months. And it's not a bet I make that often!

My best to you and the family. I saw Ellis this Monday and he said he had dinner with you. I'm envious!

Warmest regards,



Peter Tolan

WITH THE TREMENDOUS SUCCESS OF "ANALYZE THIS," PETER TOLAN HAS ESTABLISHED HIMSELF AS AN A LIST HOLLYWOOD SCREEN WRITER. IT WOULD SEEM THAT HE WAS CAPTIVATED BY THE PSYCHIATRIC SUB-THEME OF "ANALYZE THIS." WHEN I FIRST MET HIM HE COULDN'T EVEN SPELL SCHIZOPHRENIA; THAT WAS BACK WHEN HE WAS WRITING SCRIPTS FOR THE MURPHY BROWN SERIES.

AT HIS CURRENT A LIST RATE, HE GETS ABOUT \$2,500 A WORD. A FULL SCRIPT RUNS FROM ABOUT 150 TO 180 PAGES. THIS FIVE PAGE MINI-SCRIPT, NOT COUNTING THE SYNTHESIS READ-OUTS, CONTAINS ABOUT 690 WORDS.

AT \$2,500 A WORD, I OWE PETER OVER \$1,725,000. I HOPE HE'LL TAKE IT OUT IN TRADE WHEN THE NEW PROGRAM IS FINALIZED.

THE OVAL TRUTH

by Peter Tolan

I won twenty-three thousand dollars at the track the other day and all I have to show for it is a lot of cash and a nagging pocket of self-doubt. Rather than bore you with a lengthy explanation of what I'm talking about, I've decided to release the transcript of a recent session with my psychiatrist. I realize I might be revealing more about myself than I should, but in the spirit of better handicapping and wagering, I feel this is the right thing to do.

Dr. Klein is fiftyish, bearded, and knows nothing about handicapping the horse races. I am fortyish, unable to grow a beard to save my life, and know a little too much about handicapping the horse races for my own good. Dr. Klein sits in a large rust brown leather chair, and I am on the couch...or under it depending on how things are going.

Dr. Klein
How was your week?

Me
Pretty good. But something happened last Friday...

Dr. Klein
You had the dream about dressing up like Charo again?

Me
No. Something happened at the track.

Dr. Klein
You know, Charo is still performing. I saw in the paper she's appearing in Las Vegas somewhere. How old do you think she is?

Me
Dr. Klein, I only have an hour.

Dr. Klein
Sorry. Go on.

Me
Thanks. Anyway, I went to the track last Friday. Del Mar's running now.

Dr. Klein
Is that the name of a horse? Forgive me. I know nothing about racing.

Me

That's okay. Del Mar is a track down near San Diego. Anyway, the second race was a five-and-a-half furlong dash for two-year-old maiden claimers. There were three first time starters in the field of nine, and most of the horses that had run had only run once or twice before.

Dr. Klein

You're betting maidens? Are you insane?

Me

I thought you knew nothing about racing.

Dr. Klein

I don't, but everyone knows you don't bet maiden races. What's wrong with you?

Me

Can I just tell you this, please?

Dr. Klein

Go on.

(muttering to himself)

He bets the maidens...

Me

Anyway, I chose my pacelines and ran the race through Synthesis with the Trackmaster download, and the Superscreen looked like this.

I hand a piece of paper to Dr. Klein with the following information on it:

DMR0730 2 5.5 D MC 2 F \$29,000 CP=\$62,500 PR=72												
BOTTOM LINE -- BETTING LINE												
(##)	PN	CNAME	Ld	SR	PR	BAL	LS	ODDS	TRKDISTS	M/L	DAYS	AGE
(4)	5	BREAK1		78	70	2	21.6	8-5	HOL 5.0D	5/1	36	2
(6)	9	SMART1		75	70	7	18.5	5-2	GG 5.0D	8/1	47	2
(5)	6	GILLY1		73	70	8	15.8	7-2	HOL 5.0D	12/1	16	2
(2)	3	EMERAL		73	70	8	14.0	7-2	GG 5.0D	4/1	47	2
(3)	4	IM TO1		72	72	8	12.3	9-2	HOL 5.0D	5/2	26	2
(1)	2	BORN 1		71	72	9	9.3	6-1	HOL 5.0D	6/1	26	2

SYNTHESIS POWER RANKINGS AND FRACTALS

SYNTHESIS POWER RANKINGS AND PRICES															PRIM							SUPP							
				B	L	T	PRIM			SUPP			FRACT					E	L	C	T	H	F	F	S	F	E	T	T
				A	S	O												P	P	P	T	E	W	X	P	X	S	P	P
				L	P	T	LS	R	LS	R	E	L	N	ESP	SCBL	R	R	R	R	R	R	R	R	R	R	R	R	R	R
##	PNCNAME	LdNT	SR	L	P	T	LS	R	LS	R	E	L	N			R	R	R	R	R	R	R	R	R	R	R	R	R	
1	2 BORN 1	2	71	9	6	6	32	6	29	6	5	6	6	EAR		2	6	6	3	6	3	6	6	6	6	6	5	6	
2	3 EMERAL	1	73	8	2	5	28	5	22	5	4	5	4	E/P	1.0	5	3	4	4	3	5	4	4	4	4	4	5	5	
3	4 IM TO1	2	72	8	1	4	26	4	21	4	6	3	3	PRE	2.0	6	1	5	2	1	6	5	5	5	5	3	3		
4	5 BREAK1		78	2	4	1	13	1	6	1	1	1	1	PRE		1	5	1	1	2	1	2	1	2	1	1	1		
5	6 GILLY1		73	8	5	3	24	3	12	2	3	2	2	S/P	4.0	4	2	3	5	5	4	1	3	1	2	4	2		
6	9 SMART1	1	75	7	3	2	22	2	14	3	2	4	5	E/P		3	4	2	4	4	2	3	2	3	3	2	4		

FRACTALS WEIGHTED: E=Early L=Late N=Normal

SCRATCHED (NONE)

6-GILLY'S GHAZI

4-IM TOUGH ENOUGH

3-EMERALD PENDANT

124.80 35.00 9.00

4.60 3.20

5.00

Exacta

6-4

292.90

Quinella

4-6

208.80

Trifecta

6-4-3

1,615.10

Daily Double

5-6

316.40

Dr. Klein

Fascinating. Simply fascinating.

(a beat)

What the hell is it?

Me

Well, the top part is my bottom line betting line. It points me in the right direction when it comes to making my bet.

Dr. Klein

You don't know how to make your bed? Have we talked about this before?

Me

My bet. It helps me make my bet.

Dr. Klein

You said bed the first time. What do you think that means? Maybe you're trying to tell me something about the Charo dream?

Me

I said bet. And can we forget about the Charo dream?

Dr. Klein

If we could, you wouldn't be here.

Me

(pressing on)

Okay. At ten minutes before post, I looked at the tote. BREAK was 9/5, SMART was 9/2, GILLY was 40/1...

Dr. Klein

40/1? That's a huge overlay.

Me

(confused)

Again...you know nothing about racing?

Dr. Klein

Yeah, but come on. I know an overlay when I see one. I'm not an idiot.

Me

Well, here's the problem. I had a gigantic overlay staring me in the face and rather than getting excited and figuring out how to capitalize on it, I sat there choosing not to believe it. That was my first choice.

Dr. Klein

You were in denial.

Me

Exactly. I thought maybe the program had a glitch in it. And even if there wasn't a glitch, I told myself I couldn't bet my good money on a horse people thought so little of as to send her off at such long odds. I mean, I had this incredible wagering opportunity and my first instinct was to tell myself how terrible it was!

Dr. Klein

Did you ever work in the theater?

Me

Yes, before I sold out...pardon me...relocated to Hollywood.

Dr. Klein

Then you know about the suspension of disbelief.

Me

Of course. When people go to the theater, they willingly suspend their disbelief, and this enables them to enjoy the performance. They forget they're in a theater, and that the people they're watching are actors, and that the very moving scene they're watching is written down somewhere and will be played out tomorrow night at roughly the same time, and the night after, and the night after, good box office willing.

Dr. Klein

It sounds like you were unable to suspend your disbelief in this horse's chances.

Me

Well, I did manage to accept the horse as a legitimate contender, but I went through a tortured thought process to get there. Ultimately it was fear that made me bet the horse, because if it won at long odds and I didn't bet it, I wouldn't have been able to make another bet for the rest of the day. And maybe for the rest of the month!

Dr. Klein

So you accepted what the program was telling you and bet the horse.

Me

Yes, but it was a very cautious acceptance. My first bet was a five horse trifecta box that included GILLY. Then I got a little braver and keyed GILLY first, second and third on more trifecta tickets. Then I wavered a bit, but did the smart thing in this situation and wheeled an exacta keying GILLY first and second to every horse in the race, just in case one of the first time starters jumped up and ran a good one.

Dr. Klein

And what happened?

Me

By the time the race went off, GILLY was 60/1. I don't remember much about the running of the race, but I do remember seeing GILLY make her move on the turn, sweep up the rail, then go to the outside and nail the frontrunner by a neck at the wire. The trifecta came back \$1615 for a dollar, and I'm sure about that price because I've got twelve W-2G forms sitting on my desk at home.

Dr. Klein

Sweet.

Me

Yeah, but all I can think about is how close I came to not betting the horse.

Dr. Klein

Do you believe in your ability to pick pacelines?

Me

Yes.

Dr. Klein

Do you believe in your readouts from Synthesis and your ability to interpret them?

Me

Yes.

Dr. Klein

And do you believe in betting your overlays?

Me
Of course.

Dr. Klein
All that belief, but your first reaction to a major betting opportunity was disbelief. Why do you think that was?

Me
I don't know. Maybe I felt like I didn't deserve a 60/1 shot.

Dr. Klein
In the words of Sigmund Freud, "Bull." If you're going to use this program, learn it, use it, commit to it and believe in it. Because if you're not going to believe in it, there's no point in using it.

Me
You're right, Dr. Klein. And why shouldn't I believe in it? It gave me the Derby winner.

Dr. Klein
Yeah, I got lucky on the Derby this year. I had a big ticket on Meniffee to win and place, but I backwheeled him in the exacta with a bunch of horses and luckily I had Charismatic in that mix. That was a very nice score.

Me
You're sure you know nothing about racing?

Dr. Klein
Yeah. But I'll tell you one thing I do know.

Me
What's that?

Dr. Klein
Charo's seventy if she's a day.

DMR0730- 2 5.5D \$29,000

#	PNCNAME	Ld	N	T	LATE EARLY	TOT	R
1	2 BORN 2		1.5			166.2	2
2	3 EMERA1	1	-9.2	slow -----		165.0	6
3	4 IM TOL		-9.5	PLACE -----		165.4	4
4	5 BREAK1		1.3		FAVORITE	167.3	1
5	6 GILLY1		-8.4	WIN -----		165.5	3
6	9 SMART1	1	-4.5			165.4	5
EX-L V-L M-L <E> M-E V-E EX-E							

ALTHOUGH PETER TOLAN DIDN'T NEED IT, MOST OF DEL MAR'S LONGSHOTS HAVE BEEN COMING MORE FROM THE LATE SIDE OF THE EARLY-LATE DIFFERENCE GRAPH, WITH LOW PAYER'S BEING EARLY. WITH ONLY MINOR EXCEPTIONS THIS HAS BEEN TRUE ALSO OF SARATOGA. THIS IS OUR MOST IGNORED GRAPH. IT SURE HELPS ME TO PASS RACES.

Del Mar Charts

Copyright 1999 by Equibase Company. Reproduction prohibited. Del Mar Thoroughbred Club, Inc. Del Mar, California. All finishes confirmed by Equibase Photography, Inc. Official program numbers may not correspond with post position. 14th day of 42-day Thoroughbred meeting.

8112 — FIRST RACE. 8 Furlongs Purse \$44,000. 2 year olds. Claiming prices \$0,000-45,000.

Horse and Jockey	PP	%	1/4	1/2	3/4	Str.	Fin.	To\$1
Fortifier, Gomez	4	31	31	1	1	1	1	2.40
Star Maker, Desormeaux	1	2nd	1	2	2	2	2	1.50
Mister Ready, Ramsammy	3	4	4	1	3	3	3	9.80
Glowing Gold, Enriques	6	6	6	4	4	4	4	20.40
Pam's Request, Sohs	5	5	5	5	5	5	5	3.60
Divine Design, Nakatani	2	1	1	2	2	2	2	5.70

Scratched — none. Claimed — Fortifier for Howell Wynne by Jedd B Josephson

4—Fortifier	8.80	3.60	3.40
1—Star Maker		3.20	2.80
3—Mister Ready			3.80

Time—0:22.36, 0:46.09, 0:58.66, 1:11.83. Clear & Fast. Winner — g/f/c 97 Major Impact-Good Response Owner Glen HM Farm Trainer Thomas F Proctor

81 Exacta (4-1) \$12.70
82 Quinella (1-4) \$10.20

8113 — SECOND RACE. 8 Furlongs Purse \$21,000. 3 year olds & up, maidens. Bred in California. Claiming prices \$2,000-28,000.

Horse and Jockey	PP	%	1/4	1/2	3/4	Str.	Fin.	To\$1
Press Pass, Flores	1	1	1	1	1	1	1	2.40
Ke Bound, Pedrosa	6	5	5	3	2	2	2	20.30
Meghan's Lad, Pincay	4	4	4	4	1	1	1	17.20
New York New York, Nakatani	8	3	3	3	2	4	4	1.20
Fade To Blue, Enriquez	2	8	6	2	5	5	5	8.20
Five Wall Power, Rodriguez	9	10	7	6	6	6	6	74.00
Pure Excess, Ramsammy	7	7	8	8	8	7	7	10.80
Mister Tuna, Sorenson	3	2	2	7	2	8	8	9.90
High Tone Habit, Vergara	5	9	9	9	9	9	9	71.10

Scratched — Onkle Phil, Slew The Groom

1—Press Pass	8.80	3.80	3.80
6—Ke Bound		13.80	7.20
4—Meghan's Lad			6.20

Time—0:22.41, 0:45.92, 0:58.82, 1:12.12. Clear & Fast. Winner — br c 98 Mamelon-Press Star Owner AJ & Sandee Kirkwood Trainer Craig G Lewis

81 Daily Double (4-1) \$58.80
81 Exacta (1-6) \$80.70
82 Quinella (1-6) \$78.40
81 Trifecta (1-6-4) \$814.80

8114 — THIRD RACE. 1 1/4 Mile Turf Purse \$54,000. 3 year olds & up. Allowance. RAH at 15.

Horse and Jockey	PP	%	1/4	1/2	3/4	Str.	Fin.	To\$1
Note: DO-Motto, Nakatani was DO'd								
King Slayer (GB), Gomez	5	3	3	1	2	2	1	1.80
Sea Birds Treasure Inc.								
Espinoza	7	6	6	3	5	3	3	28.90
Runway Kidd, Valdez	6	7	7	6	10	4	1	72.20
Wiston Cheese, Flores	2	5	5	5	4	5	5	6.00
Dinnerat The Derby, Antley	3	1	1	1	3	1	1	62.3
Fabulario (Arg), Sorenson	1	2	4	7	7	7	7	22.20

Scratched — none.

5—King Slayer (GB)	8.60	2.80	2.80
4—DO-Motto		2.60	2.60
7—Sea Birds Treasure Inc.			3.80

Time—0:23.51, 0:46.0, 1:12.67, 1:37.00, 1:49.47. Clear & Fast. Winner — b c 95 Blushoff-Top Sovereign Owner Red Baron's Barn LLC Trainer Darrell Vienna

81 Exacta (5-4) \$40.90
82 Quinella (4-5) \$6.00
81 Pick Three (4-1-8) \$43.70
Pick Three Pool \$ 118,297

8115 — FOURTH RACE. 8 Furlongs Purse \$21,000. 2 year olds, maidens. Bred in California. Claiming prices \$2,000-28,000.

Horse and Jockey	PP	%	1/4	1/2	3/4	Str.	Fin.	To\$1
Gambler's Do, Antley	10	2	1	1	1	1	1	1.80
Is Royalty, Enriquez	9	4	3	2	2	2	2	10.80
Moscow U., Pedrosa	2	8	8	4	4	3	3	13.50
Big Buckaroo, Flores	1	3	4	3	5	4	1	2.30
Prairie Son, Steiner	7	9	9	6	2	5	1	16.80
Top Of The Coin, Nakatani	4	1	2	1	3	2	1	3.80
Brite Jaz, Valdez	8	6	7	8	7	7	7	22.00
Codger, Vergara	3	5	5	1	7	8	8	30.90
Run Bull Run, Sorenson	8	7	8	9	9	9	9	39.70
Stardom Bound, Valdivia	5	10	10	10	10	10	10	49.20

Scratched — Induction Day, Mission Day, Twohousand-franca, Wall Street Rise. Claimed — Is Royalty for Conal Ranch & Vager & Vager by Douglas Peterson

10—Gambler's Do	8.80	3.60	3.00
9—Is Royalty		8.00	8.00
2—Moscow U.			8.00

Time—0:22.47, 0:46.25, 0:58.50. Clear & Fast. Winner — br c 97 Bertrando-Gambler's Sister Owner Dutton & Greene Trainer Jerry Dutton

81 Exacta (10-9) \$24.00
82 Quinella (9-10) \$29.80
81 Pick Three (1-8-10) \$21.30
Pick Three Pool \$ 83,835
81 Trifecta (10-9-2) \$188.00

8116 — FIFTH RACE. 7 Furlongs Purse \$25,000. Fillies, 3 year olds. Claiming prices \$0,000-18,000.

Horse and Jockey	PP	%	1/4	1/2	3/4	Str.	Fin.	To\$1
Princess Candy, Espinoza	7	3	4	1	1	1	1	1.40
Wine With Pride, Flores	3	7	5	3	3	2	2	5.80
Sparkling Spirit, Pincay	9	1	1	2	2	3	3	16.30
Enter Swiming, Nakatani	2	4	3	4	4	2	2	3.10
Monica Luxury, Pedrosa	8	9	9	7	5	5	5	7.70
Bold Sienna Dancer, Meza	4	8	6	5	5	6	6	38.90
Charming Existence, Antley	1	6	7	8	10	7	7	8.90
Homemade Video, Black	8	2	2	6	6	8	8	14.10
Melancholy Baby, Ramsammy	5	5	8	9	9	9	9	34.80

7—Princess Candy 4.00 3.60 2.80
3—Wine With Pride 7.00 4.80
9—Sparkling Spirit 4.80

Time—0:22.83, 0:45.53, 1:11.29, 1:24.80. Clear & Fast. Winner — b f 96 Candy's Gold-Cusen Of The Tide Owner Lawrence G Pendleton Trainer Bill Spaw

81 Exacta (7-3) \$16.70
82 Quinella (3-7) \$22.80
81 Pick Three (5-10-7) \$21.00
Pick Three Pool \$ 88,748
81 Trifecta (7-3-9) \$167.90
81 Superfecta (7-3-8-2) \$827.00

8117 — SIXTH RACE. 1 1/4 Mile Turf Purse \$48,000. Fillies & mares, 3 year olds & up, maidens. RAH at 15.

Horse and Jockey	PP	%	1/4	1/2	3/4	Str.	Fin.	To\$1
Lyrics 'N Laughter, Gomez	4	3	3	2	1	1	1	1.10
Canonize (Ire), Blanc	5	2	1	1	1	2	2	4.60
Magic Hill (GB), Desormeaux	3	6	8	4	4	3	3	5.50
Torrendine, Pugh	8	1	2	3	3	4	4	3.50
No Etal, Ramsammy	1	7	5	5	5	5	5	13.50
Amourable, Valdez	6	5	7	6	6	6	6	60.30
Surprise Wish, Flores	7	4	4	7	7	7	7	17.20
Akuring Lady, Enriquez	2	8	8	8	8	8	8	35.40

Scratched — none.

4—Lyrics 'N Laughter	4.20	3.00	2.40
5—Canonize (Ire)		4.80	3.40
3—Magic Hill (GB)			2.80

Time—0:24.77, 0:49.32, 1:13.38, 1:38.21, 1:50.82. Clear & Fast. Winner — br f 96 Stop The Music-Distant Oak Owner Blahut, Brown & Lesbines Trainer Michael Machowsky

81 Exacta (4-8) \$10.30
82 Quinella (4-8) \$14.00
81 Pick Three (10-7-4) \$22.50
Pick Three Pool \$ 96,575
81 Trifecta (4-8-3) \$34.80

8118 — SEVENTH RACE. 1 Mile Purse \$68,440. Allowance. Fillies & mares, 3 year olds & up. Claiming price \$2,500.

Horse and Jockey	PP	%	1/4	1/2	3/4	Str.	Fin.	To\$1
Bright Magic, Desormeaux	3	1	1	1	1	1	1	0.90
Racey Player, Nakatani	6	4	4	2	2	2	2	2.10
Michigan Bluff, Blanc	4	5	6	5	5	3	3	28.80
So Generous, Antley	7	6	5	5	5	4	4	11.10
Puddy Cal, Pincay	1	2	7	7	7	6	6	7.80
I G's Girl, Espinoza	2	7	7	7	7	6	6	16.90
Boundless Beauty, Sorenson	5	3	3	6	6	7	7	15.60

Scratched — none.

3—Bright Magic	3.80	2.80	2.40
6—Racey Player		2.80	2.80
4—Michigan Bluff			4.80

Time—0:21.97, 0:44.98, 1:10.25, 1:23.54, 1:37.49. Clear & Fast. Winner — b f 98 Prized-Magical Flash Owner C L Hirsch Trainer Warren Stute

81 Exacta (3-6) \$4.40
82 Quinella (3-6) \$4.90
81 Pick Three (7-4-3) \$13.10
Pick Three Pool \$ 88,534

8119 — EIGHTH RACE. 1 Mile Purse \$22,000. Fillies 3 & 4 year olds. Claiming prices \$0,000-13,000.

Horse and Jockey	PP	%	1/4	1/2	3/4	Str.	Fin.	To\$1
Madeleine Robin, Nakatani	2	6	6	4	4	1	1	2.60
Aly Babe, Flores	4	1	1	1	1	2	2	2.90
Miss Millie, Valdez	1	2	4	4	2	3	3	12.80
Steward Can, Pedrosa	5	4	3	3	3	4	4	3.40
Mythical Mirage, Berne	3	7	8	8	8	5	1	41.20
Bubble Champ, Antley	7	8	7	7	7	6	6	4.60
I J Mac Rans, Black	8	3	2	5	5	7	7	7.60
Curious Marlene, Enriquez	6	5	5	6	6	8	8	22.20

Scratched — Shariqueh. Claimed — Aly Babe for Cash & Grabow & Siegel, Et Al by Eddie Truman

2—Madeleine Robin	7.20	4.20	3.80
4—Aly Babe		4.40	3.80
1—Miss Millie			8.80

Time—0:22.74, 0:47.01, 1:12.77, 1:26.07, 1:39.58. Clear & Fast. Winner — br f 96 Genuine Guy-Snobbin' Robin Owner Ronald & Susie Anson Trainer Douglas B Peterson

82 Daily Double (3-2) \$20.20
81 Exacta (2-4) \$13.00
82 Quinella (2-4) \$10.80
81 Pick Three (4-3-2/8) \$17.20
Pick Three Pool \$ 121,241
81 Trifecta (2-4-1) \$107.70

ANALYZE THIS!

I sent a photocopied copy of the preceding page of Del Mar Results to Mark Cramer asking him to, in the words of Peter Tolan, Analyze This. Perhaps he'll pen an article. It's Friday, August 6. Sat. August 7th was similar. I wouldn't send it to any of the other so-called "Value Boys" because they'd tell me things like: their self-made line said the \$5.80 winner should be even money, making it an overlay.

Horsehockey.

Fortunately Sunday August 8th was a good day and Friday and Saturday at Saratoga more than made up for Del Mar's dearth of value.

For those who might be interested in my own wagers this Friday, here are my records:

Race 1: 2 year olds. Favorites win more than average. But when some horse suddenly awakens, long shots do occur. The corollaries of the winner (\$6.80) and 1.5-1 place horse were too dominant on my readouts to look further. PASS.

RACE 2 Odds were 5-2 when I got through on the phone. BET. Paid \$6.80

RACE 3 LOST \$20

RACE 4 One 2 YO race a day, this with maidens, was enough for me. PASS

RACE 5 LOST \$20

RACE 6 MAIDENS AT MILE 1 1/8. PASS.

RACE 7 TOP TWO ON MY READOUTS WERE STANDOUTS. PASS.

RACE 8 WON. WINNER PAID \$7.20

So I bet (@ \$20 PER RACE) a total of \$80. My return - \$70. I lost \$10. Unless you see some VALUE, learn to PASS! This kind of day makes passing NO VALUE races even more important, so:

WE'RE EXTENDING THE PASS CONTEST FOR ONE MORE ISSUE.

See Follow Up #74 for contest and prize details

SARATOGA saved me this day since I was also making telephone wagers at that old familiar track. As I've said so often in the Follow Up, putting all your eggs into one track's basket per day is dangerous. Andy Beyer found this out when he suffered a losing 1997. He then decided to wager at several tracks each day and had a winning 1998.

Here's what transpired at Saratoga, same Friday:

SAR0806- 1 7.0D \$40,000

BOTTOM LINE -- BETTING LINE

PNCNAME	LdNT	SR	PR	BAL	LS	TIE	ODDS	TRKDISTS	M/L	DAYS	AGE	
6 EARLY3		86	79	4	21.3		8-5	KEE 7.0D	6/1	34	3	
4 CAT S1		83	84	3	21.0 *		8-5	BEL 7.0D	7/2	26	3	W
8 SCATT1x		84	84	6	21.0 *		8-5	BEL 8.5D	6/1	19	3	
3 BOODL1		82	84	9	17.5		5-2	BEL 6.5D	5/2	40	3	P
7 HUNTE1		78	84	8	11.5		5-1	CD 6.0D	9/2	40	3	

SYNTHESIS POWER RANKINGS AND FRACTALS

#	PNCNAME	LdNT	SR	L T		PRIM								SUPP								FRACT			ESP	SCBL
				S	O	E	L	C	T	H	F	P	X	S	F	E	T	T	P	E	L	N				
1	.3	BOODL1	82	2	5	4	2	4	4	2	4	3	23	3	4	3	3	4	4	18	4	4	4	3	PRE	19.0
2	4	CAT S1	83	5	2	2	3	3	2	2	2	4	18	2	2	4	2	2	2	12	2	3	2	1	E/P	16.0
3	6	EARLY3	86	4	1	1	5	1	1	3	1	2	14	1	1	2	5	1	1	10	1	1	1	4	EAR	
4	7	HUNTE1	78	1	3	5	4	5	5	4	5	1	29	4	5	1	4	5	5	20	5	2	5	5	E/P	17.0
5	8	SCATT1x	84	3	4	3	1	2	3	1	3	5	18	2	3	5	1	3	3	15	3	5	3	2	PRE	19.0

FRACTALS WEIGHTED: E=Early L=Late N=Normal

VELOCITY, DECELERATION and V/DC

PNCNAME	LdNT	TR-R	VELOCITY				DECELERATION				V/DC	R
			EPV-R	MPV-R	LEV-R	TVL-R	EDC-R	MDC-R	LDC-R	TDC-R		
3 BOODL1		5	3	2	2	3	3	2	3	3	328.51	3
4 CAT S1		2	(4)	3	2	2	(1)	3	2	(2)	334.11	2 W
6 EARLY3		1	1	5	2	1	4	5	5	4	318.00	4
7 HUNTE1		3	(2)	4	2	4	(5)	4	4	5	313.42	5 P
8 SCATT1x		4	5	1	1	2	2	1	1	1	335.49	1

SCRATCHED (NONE)

4-CAT SCAN

7-HUNTER PEAK

6-EARLY REPORT

10.60 6.00 4.90

6.90 5.00

6.40

Exacta

4-7

61.00

A \$10.60 winner. Although Saratoga preceded Del Mar by a few hours, had I known about the disaster by the sea, I'd now be almost even for the day. No, I didn't bet the Exacta. Shouda. Look at the 1-5 relation in EPV and EDC in Velocity and Deceleration. The Energy Pattern of these two horse is counter one to the other. Dumb me.

Races #2 and 3 were PASSED.

Next page - Race #4

SAR0806- 4 8.01 \$41,000

BOTTOM LINE -- BETTING LINE

PNCNAME	LdNT	SR	PR	BAL	LS	TIE	ODDS	TRKDISTS	M/L	DAYS	AGE	
7 ALDO 1p		81	73	3	21.8		8-5	BEL 6.0T	9/2	19	2	P
3 SLOWH1p	1	80	73	4	20.3	*	9-5	BEL 6.0T	6/1	20	2	W 10 ²⁰
2 MT. O1p	1	78	73	5	20.3	*	9-5	BEL 6.0T	7/2	20	2	
5 AMERI2p		77	73	8	16.3		3-1	BEL 5.0D	3/1	19	2	
8 VALIA1p		76	73	10	11.0		5-1	SAR 5.5D	6/1	9	2	

SYNTHESIS POWER RANKINGS AND FRACTALS

				L T		PRIM										SUPP										FRACT				
#	PNCNAME	LdNT	SR	S	O	E	L	C	T	H	F	F			S	F	E	T	T			E	L	N	ESP	SCBL				
				P	T	P	P	R	R	R					LS	R	P	X		S	P	LS	R							
1	2 MT. O1p	1	78	3	3	4	2	3	2	2	2	3	18	2	2	3	2	3	2	12	2	3	2	2	SUS	1.0				
2	3 SLOWH1p	1	80	4	2	1	3	2	4	4	3	1	18	2	3	1	3	2	3	12	2	1	3	S/P						
3	5 AMERI2p		77	2	4	2	5	4	3	3	4	4	25	3	4	4	4	4	4	20	3	4	4	PRE	1.0					
4	7 ALDO 1p		81	1	1	5	1	1	1	1	1	2	12	1	1	2	1	1	1	6	1	2	1	LAT	1.0					
5	8 VALIA1p		76	1	5	3	4	5	4	5	5	5	31	4	5	5	5	5	5	25	4	5	5	PRE	1.0					

FRACTALS WEIGHTED: E=Early L=Late N=Normal

VELOCITY, DECELERATION and V/DC

PNCNAME	LdNT	TE-R	VELOCITY				DECELERATION				V/DC	R
			EPV-R	MPV-R	LPV-R	TVL-R	EDC-R	MDC-R	LDC-R	TDC-R		
2 MT. O1p	1	3	4	2	2	2	1	2	2	2	335.02	2
3 SLOWH1p	1	-2	2	3	2	2	5	3	3	3	329.10	3
5 AMERI2p		4	3	5	2	3	3	4	4	4	316.16	4
7 ALDO 1p		-1	5	1	2	1	2	1	1	1	347.80	1
8 VALIA1p		5	1	4	1	4	4	5	5	5	309.46	5

SCRATCHED Holy Prize, Mr. Fater

2-MT. OLIVER

7-ALDO

9-TORTELLINI TED

~ 10.20 4.70 3.60
3.50 2.90
7.60

Exacta

2-7

~ 27.00

No problem hitting the Winner and the Exacta here. This was a mile race in which all viable contenders were Sprinters and had to be Projected.

SAR0806- 5 8.5T \$31,500

BOTTOM LINE -- BETTING LINE

82										
PNCNAME	LdNT	SR	PR	BAL	LS	TIE	ODDS	TRKDISTS	M/L	DAYS AGE
1 S. S.3		90	80	2	24.0		EVEN	GP 8.5T	4/1	14 3
5 NETWO3		82	81	5	22.8		EVEN	BEL 8.5T	5/1	29 3
2 HER H2		77	84	5	17.3		5-2	BEL 8.5T	9/2	29 3
4 PRETT2		78	83	9	15.5		7-2	BEL 8.0T	8/1	34 3
10 THE L2		74	84	8	12.0		9-2	BEL 8.0T	6/1	61 3

SYNTHESIS POWER RANKINGS AND FRACTALS

#	PNCNAME LdNT	SR	L T		PRIM								SUPP								FRACT			ESP	SCBL
			S	O	E	L	C	T	H	F	F	LS	R	S	F	E	T	P	LS	R	E	L	N		
1	1 S. S.3	90	1	1	2	1	1	2	1	1	1	9	1	1	1	1	1	5	1	1	1	1	SUS		
2	2 HER H2	77	5	3	4	2	4	4	3	3	4	24	3	3	4	3	3	16	3	3	2	2	SUS	2.0	
3	4 PRETT2	78	3	5	2	4	3	5	5	4	2	25	4	4	2	4	4	5	19	4	4	4	5	S/P	3.0
4	5 NETWO3	82	2	2	1	3	2	1	2	2	3	14	2	2	3	2	2	2	11	2	2	3	3	S/P	1.0
5	10 THE L2	74	4	4	3	5	5	3	4	5	5	30	5	5	5	5	4	24	5	5	5	4	S/P	4.0	

FRACTALS WEIGHTED: E=Early L=Late N=Normal

VELOCITY, DECELERATION and V/DC

PNCNAME LdNT	TR-R	VELOCITY				DECELERATION				V/DC	R
		EPV-R	MPV-R	LPV-R	TVL-R	EDC-R	MDC-R	LDC-R	TDC-R		
1 S. S.3	1	5	1	2	1	4	1	1	1	350.93	1
2 HER H2	3	4	2	2	3	3	2	2	3	329.31	3
4 PRETT2	5	1	4	2	4	5	4	5	4	322.24	4
5 NETWO3	2	2	3	2	2	2	5	4	2	336.06	2
10 THE L2	4	3	5	(1)	5	(1)	3	3	5	320.33	5

SCRATCHED Maggie May's Sword, Sedate

2-HER HALO

12.00 6.60 4.30

10-THE LADY IS A BOMB

10.00 6.70

1-S. S. FINESSE

4.50

Exacta

2-10

101.50

Trifecta

2-10-1

551.00

SAR0806- 5 8.5T \$31,500

#	PNCNAME Ld N T	LATE/EARLY		TOT R
1	1 S. S.3	-10.6	sh	166.1 1
2	2 HER H2	-6.3	W	162.4 3
3	4 PRETT2	2.1	->	161.0 5
4	5 NETWO3	2.3	->	163.2 2
5	10 THE L2	0.5	P (EVEN)	161.2 4
EX-L V-L M-L <E> M-E V-E EX-E				

SAR0806- 7 11.01 \$45,000

BOTTOM LINE -- BETTING LINE

PNCNAME	LdNT	SR	PR	BAL	LS	TIE	ODDS	TRKDISTS	M/L	DAYS	AGE	
6 CAHIL3		80	82	5	19.0		2-1	CD 8.5T	12/1	23	4	W 20.00
1 BADOUL		75	78	10	18.5		5-2	CD 9.0T	10/1	58	3	P 9.90
5 KING'3		82	81	5	18.0 *		5-2	CD 8.5T	3/1	33	3	
4 STAY 1	1	80	85	5	18.0 *		5-2	BEL 9.0t	4/1	23	5	
9 PENNY1	1	80	85	5	18.0 *		5-2	BEL 9.0t	6/1	23	3	

SYNTHESIS POWER RANKINGS AND FRACTALS

#	PNCNAME	LdNT	SR	L	T	PRIM						SUPP						FRACT			ESP	SCBL
						E	L	C	T	H	F	F	S	F	E	T	T	E	L	N		
1	1 BADOUL		75	1	5	4	2	1	5	2	1	4	1	4	2	5	5	4	5	5	SUS	3.0
2	4 STAY 1	1	80	4	1	1	5	2	2	5	4	2	5	2	5	1	1	1	2	4	SUS	
3	5 KING'3		82	3	4	3	3	4	4	4	2	1	4	1	1	3	3	3	3	1	LAT	3.0
4	6 CAHIL3		80	2	3	5	1	2	1	1	1	5	3	5	3	4	4	5	4	2	SUS	3.0
5	9 PENNY1	1	80	5	2	2	4	3	3	3	3	3	2	3	4	2	2	2	1	3	SUS	1.0

FRACTALS WEIGHTED: E=Early L=Late N=Normal

VELOCITY, DECELERATION and V/DC

PNCNAME	LdNT	TR-R	VELOCITY				DECELERATION				V/DC	
			EPV-R	MPV-R	LPV-R	TVL-R	EDC-R	MDC-R	LDC-R	TDC-R		R
1 BADOUL		5	①	2	2	2	4	4	5	3	335.91	4 P
4 STAY 1	1	1	2	5	2	3	1	5	4	5	335.19	5
5 KING'3		4	4	3	2	1	2	1	2	2	339.56	2
6 CAHIL3		3	⑤	1	2	1	5	2	1	1	342.68	1 W
9 PENNY1	1	2	3	4	1	2	3	3	3	4	336.06	3

SCRATCHED Convent, Vertigineux, Silver Chele

6-CAHILL CONNECTION

1-BADOUIZM

2-MY SWEET WESTLY

✓ 20.00 9.10 6.00

9.90 6.00

11.80

Exacta

6-1

✓ 153.00

SAR0806- 7 11.01 \$45,000

#	PNCNAME	Ld	N	T	LATE	EARLY	TOT R
1	1 BADOUL				-20.7 ✓ W<-----		161.4 5
2	4 STAY 1	1			-8.0 <-----		164.2 1
3	5 KING'3				-17.0 <-----		163.2 4
4	6 CAHIL3				-22.2 ✓ W<-----		163.4 3
5	9 PENNY1	1			-13.1 <-----		163.9 2
EX-L V-L M-L <E> M-E V-E EX-E							

SAR0806- 8 6.0D \$75,000

BOTTOM LINE -- BETTING LINE

PNCNAME	LGNT	SR	PR	BAL	LS	TIE	ODDS	TRKDIST	M/L	DAYS	AGE	
10 SUCCE3x		97	93	6	18.8		5-2	BEL 9.0D	4/1	26	3	W 10 ²⁵
2 LION 2	1	97	93	5	18.3		5-2	BEL 7.0D	7/2	33	3	P
3 SILVE2	1	96	93	7	16.5		3-1	BEL 7.0D	9/2	34	3	
6 ARIST1	1	95	93	6	13.8		4-1	BEL 7.0D	12/1	62	3	
7 FANTA2		92	88	9	11.5		5-1	LS 7.0D	8/1	44	3	
8 TORRI3x		92	94	11	3.0		20-1	OP 9.0D	12/1	33	3	
5 DAVEY3		90	82	14	2.5		20-1	KEE 7.0D	20/1	33	3	
4 SHADO3		87	88	14	2.0		20-1	SUF 6.0D	20/1	34	3	

SYNTHESIS POWER RANKINGS AND FRACTALS

					PRIM										SUPP										FRACT				
#	PNCNAME	LGNT	SR	L	T	E	L	C	T	H	F	F			S	F	E	T	T					E	L	N	ESP	SCBL	
				P	O	P	P	P	R	T	E	W	X	LS	R	P	X		S	P	LS	R							
1	2	LION 2	1	97	4	2	3	5	2	3	3	2	3	21	2	1	3	2	2	2	10	2		2	2	3	E/P	6.0	
2	3	SILVE2	1	96	3	3	2	6	3	2	4	3	4	24	3	3	4	3	3	3	16	3		3	3	4	E/P	6.0	
3	4	SHADO3		87	8	7	7	7	8	8	8	8	2	48	8	6	2	8	8	8	32	7		6	8	7	PRE	11.0	
4	5	DAVEY3		90	1	8	8	3	7	7	6	7	8	46	7	7	8	6	7	7	35	8		8	7	6	PRE	12.0	
5	6	ARIST1	1	95	2	5	5	2	4	4	1	5	5	26	4	4	5	4	4	4	21	4		5	4	2	PRE	7.0	
6	7	FANTA2		92	7	1	1	8	5	1	7	1	6	29	5	5	6	7	5	5	28	5		1	5	8	EAR		
7	8	TORRI3x		92	6	6	6	4	6	6	5	6	7	40	6	7	7	5	6	6	31	6		7	6	5	S/P	10.0	
8	10	SUCCE3x		97	5	4	4	1	1	5	2	4	1	18	1	2	1	1	1	1	6	1		4	1	1	S/P	8.0	

FRACTALS WEIGHTED: E=Early L=Late N=Normal

VELOCITY, DECELERATION and V/DC

PNCNAME	LGNT	TE-R	VELOCITY					DECELERATION				V/DC	
			EPV-R	MPV-R	LEV-R	TVL-R		EDC-R	MDC-R	LDC-R	TDC-R		R
2 LION 2	1	2	2	3	2	1		2	3	3	2	339.68	2 P
3 SILVE2	1	3	3	4	2	2		1	4	4	3	336.41	3
6 ARIST1	1	5	4	2	2	4		4	2	2	4	334.31	4
7 FANTA2		1	1	5	2	3		5	5	5	5	320.89	5
10 SUCCE3x		4	5	1	1	1		3	1	1	1	346.02	1 W

SCRATCHED Ordained

10-SUCCESSFUL APPEAL

10.00 5.00 3.50

2-LION HEARTED

5.80 3.40

3-SILVER SEASON

3.00

Exacta

10-2

51.00

On the two previous races I inserted the Early-Late Difference Chart. With one exception, the First Race, a 7 fur. Sprint, the overlays were running either LATE or were the LEAST early. The North American racing public is hipped on Early "Speed." They bet Early horses DOWN. I've said it before. I'll say it again. Don't overlook this graph when considering whether or not to PASS a race. I don't know what the situation is at all tracks, so keep your own E-L records!

DOC SARTIN

ARBITRARY USE of a SINGLE COROLLARY to DETERMINE WAGERS

This is a theme that seems to be weaving its way throughout this entire issue. It is so important and tantamount to success that it needs to be repeated since, despite all the column space dedicated to correcting the problem, it persists.

Before discussing the client Wagering Decision Forms that follow, let me say that he is a fairly good Handicapper but is not yet an accomplished Wagercapper. He invariable has the winner in his top 4 but he has arbitrarily chosen certain limited corollaries, such as Factor X, FW or whatever to eliminate horses from wagering consideration. I make this presumption based on receiving many Forms from him, of which these are typical. It's important to know from his note that these figures come AFTER HIDES.

The circled numbers indicate the horse he did bet, No circle, no bet. On these two forms alone he failed to wager on winners paying \$7.80, \$14.20, \$27.00, \$8.20, \$9.80, \$13.00, \$7.60, \$7.40 and \$8.20 either because they did not rank in the top 3 FX or were 4th Tiered BL/BL. In SEVEN cases they were BL/BL Tier 2 or 3.

If one has a horse paying \$7.00 or more in the top 3 BL/BL Tiers, it should be a bet. Only when its Tier Level is 4 or 5 do we look for some Positive Corollaries, regardless of ranking in FX. In one case he indicates LOSS for a horse #1 in FX and Early Fractals, #2 EPR, plus a lot of 3 rankings. As a result of not capitalizing on these wagering opportunities he LOST \$35.40. Following Wagercapping instructions he would have grossed an additional \$103.4. So, instead of losing \$35.40 he would show a profit of \$68. based on \$2 bets or \$340 based on wagering \$20 per race: \$10 per horse. This client happens to be a very bright guy. However, he's stubborn and entertains the notion that he's a "handicapper" by the old definition. As a result, he makes arbitrary betting decisions that are contrary to most of the Wagercapping guidelines I've ever published.

What makes it even more sad is the fact that this was during a period when Hollywood Park was plagued by a bevy of low priced winning favorites - a time to PASS many races but to make the most out of any situation where prospective value does appear in the top 4 Tiers of BL/BL. I presume he did pass races prior to going to his WDF. These are AFTER HIDES reports which is why we see no lines with PASS.

SARTIN METHODOLOGY
HOL -- WAGERING DECISION FORM -- WIN

After
Hiber

BOTTOM LINE-BETTING LINE RANKS						PRIMARY										SUPP IFRAC IP										#
1	2	3	4	5		B	E	L	C	I	T	H	I	F	I	S	E	T	T	I	E	L	N	I	A	
TRULY																										
0530 1				11.40		7	2	4	3	4	4	4	3	3	4	3	4	2	4	4						1
0529 3			MISSED																							2
0529 1			MISSED																							3
OUR M																										
0523 9		9.00				8	1	5	2	2	4	2	5	2	2	3	3	3	4	5						4
WAYPO																										
0523 7		10.80				4	2	4	2	2	3	2	3	2	2	1	3	3	3	1						5
0523 3			MISSED																							6
DOVE																										
0523 1		13.80				4	2	2	2	2	2	2	2	2	2	2	2	2	2	2						7
BELAL																										
0516 5	34.80					5	1	4	1	4	5	1	1	2	5	2	2	1	2	4						8
0516 1			MISSED																							9
0509 5			MISSED																							10
SNOWB																										
0509 4			7.80			6	1	5	3	4	4	2	2	3	4	3	3	1	3	4						11
BARRY																										
0509 2			14.20			4	2	2	3	2	2	3	2	2	2	2	2	2	2	2						12
0508 2			MISSED																							13
BECOM																										
0425 8				27.00		8	2	3	3	2	3	4	5	3	3	4	4	5	4	4						14
0425 7			MISSED																							15
VICTO																										
0425 4			8.20			6	1	3	2	3	3	3	2	3	3	3	3	2	3	3						16
TRI X																										
0425 2			9.80			7	2	4	2	3	4	1	3	2	4	3	3	3	5	5						17
0424 7			MISSED																							18
LAGUN																										
0424 4					8.40	4	1	6	4	3	6	5	3	5	5	2	2	3	3	3						19
0424 2			MISSED																							20
TOT																										
WIN	1	3	0	2	0																					
TOT																										
MUT	34.80	33.60	40.00	38.40	0																					
AVE																										
MUT	34.80	11.20	10.00	19.20	0																					
AVE																										
BAL	5.0	5.3	0	7	0																					

SARTIN METHODOLOGY
GG -- WAGERING DECISION FORM -- WIN

After Hides

BOTTOM LINE-BETTING LINE RANKS					PRIMARY					SUPP IFRACTION					#								
1	2	3	4	5	B	I	E	L	C	I	T	H	I	F		S	E	I	T	E	L	I	N
ALMUH																							
0529 5			LOST			13	2	7	5	7	7	6	1	6	6	3	6	1	5	5			1
A. F.			✓	13.00	?																		
0529 4				13.00	?	9	5	(1)	4	3	(1)	3	5	3	3	4	4	5	3	(3)			2
COOK																							
0529 3			(11.60)			6	2	2	3	2	3	3	3	1	2	3	2	3	2	2			3
VICTO																							
0529 2				(25.60)		8	3	3	3	4	4	3	1	3	3	3	3	2	3	3			4
FLIP																							
0523 9			(7.60)			5	1	6	1	1	5	1	4	3	3	1	1	2	2	5			5
0523 8			MISSED																				6
COGIT			✓	7.60	?																		
0523 7				7.60	?	5	3	(1)	1	3	(1)	3	4	(2)	1	3	3	4	2	(1)			7
0523 2			MISSED																				8
GREAT																							
0516 6				7.40	✓	8	1	4	3	2	4	2	5	3	5	4	4	4	5	5			9
0516 1			MISSED																				10
0509 5			MISSED																				11
SATIN																							
0509 3					8.20	✓	6	3	3	2	5	5	3	(2)	4	3	3	3	2	3	3		12
0509 2			MISSED																				13
0509 1			MISSED																				14
0508 8			MISSED																				15
BRAVE																							
0425 7			LOST			7	1	6	6	2	6	6	6	6	6	6	6	5	6	6			16
SCANN																							
0425 6			(11.40)			3	4	2	1	5	2	1	1	1	1	1	1	1	1	1			17
0425 4			MISSED																				18
0425 3			MISSED																				19
0425 1			MISSED																				20
TOT																							
WIN	2	2	3	0																			
TOT																							
MUT	19.00	11.60	25.60	0																			
AVE																							
MUT	9.50	11.60	25.60	0																			
AVE																							
RAI	4.0	5.5	8.3	0.0																			

Another client won a \$995 Superfecta at Hollywood on May 31. Here's his comment and a copy of his winning ticket. Before getting the computerized Wagering Decision Form, this gentlemen was having trouble winning. His new words are "It's called winning!"

5-26-66
 GG0526 8 800 D CL 4+ \$7,500 CP=\$6,250
 BOTTOM LINE -- BETTING LINE
 ODDS TRKDIST M/L DAYS AGE
 5) 8 ROOKI2P 76 76 3 23.4 EVEN GG 6.0D 4/1 19 5
 3) 3 FORT 2P 74 76 3 20.0 9-5 GG 6.0D 10/1 14 6
 2) 2 SEEK 2 70 76 8 16.8 3-1 GG 8.5D 5/2 41 4
 4) 4 BRIAR2 66 76 7 16.3 3-1 GG 8.0D 9/2 14 4
 (1) 1 BOB W3 65 79 9 13.0 4-1 GG 8.0D 15/1 14 7

The #4 guy (from POK)
 picked the last order
 3184
 Thurs MAY 29-99

Thurs MAY 29-99

Golden Gate Fields

I only played the pick 6
and the Superfecta

and the Superfecta
I. had in the Superfecta 2-3-6-4 18 16 bet

I had 2 pink 6 tickets each worth \$24, 032.

Looks like I'm doing better but I'm still learning

Thanks Doc Sartori

BLM - CA -

6-2-99

DEAR DOC, SHAVE
I hope that this
note/letter find you in the
Best of Health. The Reason I
Am writing is to Add to the
thing that you Remind us of in
the Follow-up, that is the Three
(3) C's And Here is some proof
to what you say, it's called
Winning

Thanks Again
Robert of
Compton

Hollywood Park

EC11A-7EC4-4B45

Race 6 31 May 99 29 HOLLYWOOD

*1 SUPERFECTA X *24

3.5.8.10

24 BETS. TOTAL *24

6692 W: 000118 13:32:32

31 MAY 99 EC11A-7EC4-4B45

== == == == == == == ==

Yet on the exact same day I receive all this extremely **good** news of positive results, I got some races from a client whose closing comment was: "I just keep losing and losing." The next day came races sent by a client who said, "As you can see, I'm in deep trouble."

Shane redid races for both these non-winners and a totally different picture emerged. He made a profit by eliminating a few horses they entered unwisely. A five furlong horse going six today who had previously never done anything at six and very little at five furlongs. Another case was a sprint race where the client Xtracted a mediocre six furlong time from a route race. The horse was coming back after a long layoff and his internal fractions and beaten lengths in that long-ago route were not good enough to consider Xtracting.

One client always eliminated horses laid off for 30 days or more. That's an old, outdated concept. The new statistic, based on a study of 25 tracks, two surveys per meet, meaning 50 week-long tests, shows that 30.1 percent of Dirt Sprints are won by layoff horses; 22.6 percent of Dirt Routes are won by layoff horses.

This same client also insisted upon eliminating any horse that had been beaten by another in the same race. In so doing he ignored the tested research of the Tandem concept on which some clients make much of their profit. Not a specialty I particularly recommend but if those clients are making a profit, who am I to argue?

In the final analysis, had directions been followed all these, and other non-winning clients would be making a profit. Every guideline they defied has been written and repeated in the Follow Up. I'm forced to believe that they are not reading their Follow-Up's thoroughly enough to realize that their errors have been detailed and corrective measures prescribed.

To be quite frank, it is virtually impossible not to win with positive consistency and profit when using Synthesis in concert with the Multi-Track Wagering Decision Form. The caveat is: **If directions are followed** and if full use is made of your capacity to download several tracks per racing day. A losing day or two is always possible. It's even probable for those who stick to only one track.

Once in a while we get a message from a non-winner saying that while he (it's invariably he) is following directions and is finally starting to win lots of races, he still didn't know how to bet. I've heard that for years and it's a cop out reflective of childhood anxiety always being ameliorated by a parental authority figure. It leads to the "DO ME SOMETHING" life script.

One learns **HOW** to bet not by following a set of rules but by measuring risk vs. reward using simple 3rd grade arithmetic. Do this and you'll know where your rewarding winners are coming from. This is why we developed the new Multi-Track Wagering Decision Form with improved BL/BL and an audio tape that addresses TWO vital screens at which most clients are not even looking. That's "DOING YOU SOMETHING."

In the case of any client not properly utilizing the Wagering Decision Form and others who bemoan lack of success, the essential problem is the same: focusing on TOO NARROW a range of factors used to make decisions. In some cases it's a narrow concept of what constitutes a contender and which paceline to use. In others cases it's making a "rule" limiting analysis to only one or two corollaries.

The solution is not allowing yourself to become restricted by self-made rules based on (in many cases, only God knows WHAT) some subjective statistics that have no long-term basis in fact. Not only are such archaic, purely subjective opinions leading to incorrect wagering decisions, they go contrary to most of our proven guidelines.

It's quite ironic: in the 1980's non-winning clients begged for more restrictive guidelines that approached rules. In the 1990's we gave them. My conclusion is that in the 1980's, as now, non-winners want rule-type guidelines only for the pleasure of going against them.

Had a client like that once. He was good friend, too. He always wanted to go against everything I said because it upset his ego to be a follower instead of the leader he was in the Marines. Since he left us he's gone broke several time and moved from on repossessed home to another three times.

I don't think his ego problem is unique to him. It lies just beneath the surface in the minds of many. It's part of that "Loathing" I discussed in the Psychology of Winning column.

To date most clients are following our contender paceline selection guidelines in every way except perhaps the most vital one: That all-important little word: COMPARABLE. It is not enough just to use the best of the last three lines, or four when applicable. Determining competition level, and "Best" is easy for those who take the time to enter more than one line, when necessary - hiding the one they don't use. It is refusal to keep records on what is COMPARABLE, what's causing most non-winners to fail.

Successful Wagercapping is based on Risk-Reward. But contrary to most opinions, the RISK is not monetary. No, it's being willing, even eager, to risk giving up fixed and systematized subjective notions and subordinating your handicapping ego to another's guidelines; to risk seeking and accepting new horizons. Risking your comfortable ego-based frames of reference and facing those challenges to status quo that ultimately lead to the reward we all claim to seek.

With so many of you achieving profitable success and sending me copies of your winning tickets and IRS forms as proof, it is no longer a matter of who can do it. Anyone not intellectually challenged can do it. Now it's just a problem of who will do it.

An ON LINE WITH SHANE addition

No more room for me on my page - but this is important:


Some of you with downloading problems are calling others for help...

CALL ME FIRST!!!

909-845-1728

The 'others' you are calling are giving mixed messages...

Howard G. Sartin, Ph.D



FEAR AND LOATHING AT THE RACES

(with apologies to Hunter Thompson)

The record has now been made clear by an abundance of clients following directions.

They win and make consistent profit.

It is equally clear for clients who do not follow directions.

They win sometimes but do not make a consistent profit.

Why do I emphasize these facts in a Psychology column? Because the reason that many win and profit and some lose is identical. Two sides of the same coin: Psychological.

No longer just 80%, but entirely *psychological*.

As author Hunter Thompson started the title of all his books, non-winning is a combination of Fear and Loathing.

FEAR

The foremost fear of all handicappers is the FEAR of BEING WRONG! (I prefer the term "being incorrect"). This is an innate fear born by all who engage in stochastic events. It's why casino gamblers prefer "action games" that go by so fast that their basic fear has no time to fully surface. Most also imbibe in alcoholic beverages before and during the "action." This quells the fear for a short time but makes it worse when the reality of losing sets in.

Granted, some casino players do enjoy occasional wins, but never consistently.

Alcohol is disastrous for Wagercappers until the betting is done. If you booze, do so to celebrate victory after the battle is won.

I'm willing to bet that 99% of you do not believe that your chief fear is "Being Wrong." However, if you think about it strongly enough, you'll realize that's where most of your fears start. I know of one client who has never made a bet because somewhere deep in his mind he perceives himself as perfect so he won't risk making any kind of choice that would show him to be less than perfect.

On the other side of the coin of Fear of Being Wrong, is a fear voiced in terms like: "That can't be right," when BL/BL produces a sizable overlay in its top 3. Many is the time I've been at a track or wagering center looking over clients shoulders at their readouts.

"Wow, look at the odds on that one," I'll say, "and it's 2nd Tiered on BL/BL. Go make your bet. It's 20-1!"

All too frequently the client responds, "No, can't be. I must have *done something wrong*. Look at his lines. He can't win." So the client sits and watches and the horse comes in and pays \$42.

The key phrase is, of course, "I must have done something wrong." Ironically, in another situation where the only difference is that the horse will only pay \$6.40, the same person will be fighting to get in line at the window. I've experienced this at every track in North America from Woodbine in Canada to Del Mar in southern California and all points in between.

Fear of failure. That's a given. Fear of success? Perhaps. But in the latter case I think it might best be termed, "Fear of Embarrassment." It starts inside: feeling ridiculous putting money on a 20-1 shot. Then, unless you use a betting machine, having to face the teller with your "personal embarrassment." Suppose someone asks who you bet and wants to see your ticket? And says "I wouldn't bet that horse with your money." Some persons get upset by a situation like this. Winners relish it. If you don't relish it, ask yourself WHY? Now do something positive about it.

Most of you will rightfully deny that you could ever experience this kind of fear and you'd probably be correct. Yet, dozens of client do fear wagering on longshots when their *inner fears*, based on old information about the factors that produce winners, will make them pass big overlays. They pass because running lines or earnings box figures don't seem to reflect the qualities a horse is "supposed" to have to win. "Supposed" being based on mainstream concepts with little basis in current reality. But, when fear dominates the emotions and psyche, old myths come to the fore and dominate our actions.

It is classic Atavism rising from the fears in the genes of ancient forbearers. Atavistic fear is not only genetic, it is also acquired from generation to generation. When you feel that cold, clammy animal fear that grips your gut it may originate in your DNA, grasping you with a hand connected to the ancient fears residing in genes that precede recorded history. or fears passed down from parent and grand parents and beyond.

It might be a good idea to do some memory regression and determine the kinds of fears you remember being prevalent in every family member you ever closely encountered. Perhaps, some of your own fears were scripted by them. If so, rewrite the script.

Guilt or Fear of Success still plagues a large segment of any Judeo-Christian society. I thought this might not be true in England, Ireland or Australia where horse racing seems to be a socially accepted national pastime; where Bookmakers are wardens of churches. I thought wrong. England's Timothy Brothers and several Australian clients tell me that fear of success (of winning), because of a deep-rooted guilt feeling is also prevalent in these countries.

From our initial fear of making a "WRONG" decision, which is closely tied with "doing

wrong," comes the fear of Corollary Readouts and BL/BL. Some look at three or sometimes as many as four Wagering opportunities and their mind blurs. These are not intellectually challenged persons, yet their minds go blank at the moment of truth. If they were Bullfighters they'd be gored to death. As a result, according to many calls and letters I've received over the years, a kind of Death Wish takes over.

With a maximum potential of four possible choices, the incorrect two are selected, not just occasionally but more often than not. Even the early risk-reward studies of Descartes proved there is, by chance alone, a long term, 50% win probability in any stochastic dichotomy.

Anyone who truly always picks the "wrong two" needs immediate help. Psychiatric help is overrated for this kind of condition. Self-Help is superior if a person is willing to help him or herself. Sadly, we live in a society where people are quite willing to seek help and advice from others, be they qualified to give help and advice or not. Self-Help books abound. Yet applying the concepts of these works seems to be anathema to many aspiring handicappers.

It is mathematically improbable to always pick the wrong two in a sequence of four. Impossible in a series of three. However, It is not psychologically impossible. The mind can perform tricks that exceed the exactitudes of mathematics.

Fear born of indecision or Abulia, is being overcome by clients who properly utilize their computerized Multi-Track Wagering Decision Form. They gradually come to know through long visualization sessions, staring at the Form's Results, which two offer the most profit. Nobody is correct all the time simply because this is a stochastic endeavor. But those using the Wagering Decision Form as directed are proving themselves to be "right" much more often than wrong. So they make a consistent profit from their wagering choices.

FEAR arising from personal confusion ranks close to the top. Confusion arises from failure (more often **refusal**) to understand. Failure here equates here with conscious or UNconscious unwillingness (refusing) to understand a very simple set of directions from user manuals and articles that appear in all issues of the Follow Up.

Such failure can also come from a resentment of any instruction that goes contrary to a person's innate beliefs in old handicapping maxims. Subconscious resentment of anyone who insists that there are no fixed rules in handicapping when "everybody knows there's gotta be RULES for everything!" Didn't we all learn that from our parents, teachers and preachers?

It doesn't matter to such individuals that they are not winning or making any profit following their rule oriented beliefs. The same is true for those who wake up each day or so with some new insight that points to an alleged pattern they think they've discovered by the magic of short term ego-driven statistics. Intuition and insight are to be encouraged through testing and long-term record keeping; but self-deluding short run statistics are very dangerous.

When I work on new formulae, as I'm now doing, in an effort to help more people win, I test them repeatedly every racing day on a wide range of tracks: Major, minor and in between. I have a lot people helping me, none of whom are "yes persons." If I seem to become wedded to something that is **not** superior to what we've already produced, they call me on it, loud and

clear. It is immediately scrapped and research and experimentation continues. Many times I come up with something that works for a while somewhere but is discarded because it doesn't work everywhere under all conditions.

It is frustrating, but when a formula emerges that proves to be truly superior universally, the excitement and deep satisfaction overcomes all the agonies of previous failures.

I find it difficult to believe that the great revelations e-mailed or phoned in by some clients has been subjected to the same long and torturous testing that ALL our formulae has undergone before release. One great benefit from arduous testing is that when success DOES come all confusion disappears.

If only we could transmit the confidence that comes from our own success to everyone, we'd have nirvana with ALL confusion dispersed.

It starts with reading and thoroughly digesting Directions and Guide-Lines, then practicing them repeatedly until confusion disappears.

Ahh, but there is another side to this coin. One I touched on briefly before. The kind of APPARENT confusion born NOT of MISunderstanding directions but from a resentment of those directions that closes the mind into a logic-tight compartment.

LOATHING

You've probably all witnessed the overt and conscious loathing bestowed on me by persons whom I barely know. Somebody named Valasquez who just started a newsletter, responded to a letter from someone in New Mexico inquiring about the Methodology. Valasquez stated that, although he'd never used any of my programs, "Sartin is a fraud". I don't know him, he doesn't know me and he's never tried any of my material, so what makes me a fraud?

Answer: Philosophy. I do not share his idea that a newsletter should consist of "Horses to Watch," "Hot Jocks and Trainers," or a selection service featuring the Del Mar choices of Pandy Pandolfo who also made some disparaging remarks about me.

I gave Guy the cost of that service (\$56) so that he could monitor it, pitting Pandy's selections against his own before-the-fact handicapping. As of the first of August, 1, Pandy's selections netted a loss that few could sustain without going broke. Guy's choices, I'm happy to report, continue to produce a sizable profit. It was well worth the \$56 to be able to see first hand what would result from an "experts" recommended wagers.

I don't mind. In fact I relish this kind of loathing. It means we're on the right track. Persons who brandish intellectual stigmata and persist in parroting what is **traditional**, what handicappers are **supposed** to believe and do, despite their own mediocre performance, cannot abide one who openly revolts against their archaic notions. Defying their self-righteous failure to advance is to them, a grave insult. Hence, unquestionably, I deserve their loathing.

But loathing, albeit subconscious, from a certain few clients, for much the same reasons is disturbing. While claiming loyalty and at least a measure of devotion by subscribing to the Follow Up, their resentment of my non-Mainstream guidelines and directions, causes them to purposefully go directly against my guidelines and directions.

One client who persisted in using the last paceline only, eliminated lay-off horses and ignored Tandems, (among other things) said he hadn't won a race in months. I gave him the name and phone number of a client who is a certified winner who I'd asked to help him. Although they live in the same city, the losing client refused to call the winner.

Almost all of this hidden loathing comes from male clients. Fellows who were popular in school and want to be popular with everyone, never rocking the boat. Most joined frats, were stars on athletic teams, had little or no interest in subjects like Philosophy, Humanities, Poetry, or History.

This subconscious loathing is especially strong among those who majored in the sciences that led them to become Engineers. This is a rule bound occupation. No one gets hired who doesn't know and follow the established rules. This is not an indictment of Engineers and doesn't mean that they cannot be successful handicappers. They simply have a little more to overcome than those from other fields.

Of course, there's a branch of engineering that is creative and developmental, bordering more on art than fitting the right bolt into the proper hole. Clients like this are exempt from the purely "mechanical" aspects of engineering.

Others who express their hidden loathing are men who are or have been very successful in business. They made it by doing things in a certain way, according to prescribed *rules*, "Their Way". When they come to us as client and receive, not just a handicapping computer program but texts on the philosophical and psychological aspects of successful handicapping, they balk. Who would dare tell them to change their Philosophy, their psychological protocol? They are proven successes. But instead of voicing their resentment at being told to widen their horizons, they cry, "I DON'T UNDERSTAND!" What they're really saying is "I WON'T understand, I won't alter my frame of reference. They understand perfectly, they can read actuary reports, or whatever it is they do that made them so successful. They don't need a new language or a different mountain from which to view things.

Ironically, this is not true for successful men who come into the Methodology with no background in racing. They know that they're in a new field that is UNrelated to their area of success. They do follow directions and within an amazingly short time, they begin winning more consistently than a lot of veterans.

Here's an example from a man who runs an extremely large and highly successful commercial printing business in California. He got interested in racing through a friend, learned to read the DRF, bought some books and learned little. Heard about us and called. He's been sending me material like this regularly starting just a couple of weeks after receiving our material.

On the page with his photocopied win tickets, he says "THANK YOU"

I appreciate it but there's no need to thank me. I should be thanking him for faithfully following my directions even though he's a huge success in business and in life.

SCOTWINC SYCUAN

EE720-BA45-E77B

Race 2 25-Jul-99 4
DEL MAR

#1 PICK 3 410

Race 2 5, 6

Race 3: 4, 5, 7

Race 4: 2, 6, 11

10 BETS. TOTAL #10

8080 H: 103907

25Jul99 14:13.35

EE720-BA45-E77B

--- -- -- -- --
--- -- -- -- --
--- -- -- -- --

SCOTWINC SYCUAN

CC520-BD25-E77B

Race 3 25-Jul-99 4
DEL MAR

#1 PICK 3 410

Race 3: 4, 5, 7

Race 4: 2, 6, 11

Race 5: 6, 9

10 BETS. TOTAL #10

8080 H: 103907

25Jul99 14:13.37

CC520-BD25-E77B

--- -- -- -- --
--- -- -- -- --
--- -- -- -- --

SCOTWINC SYCUAN

A9020-F9BB-E77B

Race 5 25-Jul-99 4
DEL MAR

#10 WIN 420

6, 9

2 BETS. TOTAL #20

8080 H: 103907

25Jul99 14:14.15

A9020-F9BB-E77B

--- -- -- -- --
--- -- -- -- --
--- -- -- -- --

8032 — FIFTH RACE, 7 Furlongs Purse \$110,500.
Fillies, 3 year olds. Fleet Treat Stakes. Sred in
California.

Horse and Jockey	PP	W	Y	Str.	Fin.	Toil
Bright Magic, Desormeaux	8	1hd	1hd	12 1/2	13 1/2	8.10
Sulaymondo, Dhoussy	9	9	9	5 1/2	21	8.70
Kinky Kinky, Anley	7	73	73	4hd	32	7.50
Mind For Gold, Pincay	3	8 1/2	8 1/2	81	4nk	11.40
Dream Of Gifts, Nakatani	2	6hd	6 1/2	6 1/2	5 1/2	37.60
Hide The Silver, Gomez	4	3 1/2	3 1/2	33	81	8.10
Sea Of Ice, Black	6	2 1/2	3 1/2	21	72	1.10
She's Grand, McCarron	1	4hd	41	7hd	8 1/2	9.10
Dusty Heather, Pedrosa	5	5 1/2	5 1/2	9	9	11.60

Scratched — Memoranda

9 — Bright Magic 18.20 8.20 5.40

10 — Sulaymondo 7.20 4.40

7 — Kinky Kinky 9.20

Time—0:22.35, 0:44.82, 1:09.42, 1:22.11. Clear & Fast.

Winner — b199 Prized-Magical Flash Owner G.L.Hesch Trainer

Warren Stule

\$1 Exacta (8-10) \$88.00

\$2 Quinella (8-10) \$48.00

\$1 Pick Three (7-8-9) \$159.40

\$1 Trifecta (8-10-7) \$518.40

\$1 Superfecta (8-10-7-3) \$4,078.80

\$1 Exacta (8-11) \$5.80
\$2 Quinella (8-11) \$4.40
\$1 Pick Three (5-7-8/7) \$43.80
\$1 Trifecta (8-11-12) \$52.40

He certainly learned how to make money from short priced winners. Those Pick Three's can add up. His \$18.20 winner in the 5th Race is the kind ALL clients must get to overcome Underlay attrition.

Wagercapping

Diagnostics, Prognosis and Treatment

As you can see, I've been avoiding the term "Handicapping." Having spent years reading the works and listening to the prognostications of renowned handicappers, I became disillusioned by their collective average mutuel, R.O.I. and, especially by the races they deemed "unplayable." The ones that produced the higher payoffs.

So I coined the term **WAGERCAPPING** and created the Wagering Decision Form. Ideally the Form is used to make a Model. Not a Handicapping Model but a Wagering Model. Where once we modeled Early-Late, FW and FX, NOW we model the Tiers of BL/BL. In so doing, clients who correctly engage in the practice are finding most of the winners in the first 3 Tiers of BL/BL and wager on the two offering the most profit AFTER HIDES. In so doing they enjoy profits far greater than what they earned from their old handicapping model.

There remain a few who stubbornly insist they'd rather be "Handicappers." Apparently they find more bragging rights in isolating the alleged best horse(s) regardless of mutuel or profit. As one of them told me recently, he was enchanted by the way certain experts, including some from our group, were able to analyze a race from gate to finish, describing which contender would take the lead, who would press it and who would try to catch the leaders at the wire.

He was so fascinated he overlooked the many times that such analysis failed to eventuate. When he tried the technique himself he failed miserably. As a result he came by the office and purchased Synthesis.

It also analyzes the running of a race but does so consistently from stable formulae and algorithms that are not subject to the vagaries of human errors in visual perception.

The object remains the same. Correct Diagnosis of the outcome potential of races. Diagnostic procedures based on visual perception were all the medical profession had generations ago. Now science has developed diagnostic machinery with capabilities that far exceed the diagnostic skills of even the most gifted and skilled practitioners of medicine's old school.

Which brings me to a response to an M.D. client and friend who for years was having trouble winning consistently. Then one day he accepted my assertion that all M.D.'s should be winners because the secret of success in our field and his, lies in the area of diagnosis in which he is a medical expert.

Dear Doctor,

Your letter is somewhat ironic in that it inspired me to write a Follow Up column, titled Diagnostics, Prognosis and Treatment. There wasn't enough room in #74 or 75 but here it is in #76.

The gist of your letter confirms that one can employ diagnostic techniques, not confined to medicine, to solve virtually ANY handicapping problem just as YOU diagnosed the chances for a sprinter to stretch out when it has never routed before. You did so by what my favorite graduate instructor in clinical work, called "analysis of undifferentiated local signs." Then you confirmed

that analysis with your computerized diagnostic mechanism, Synthesis. You perceived a sprinter crying out for a race of longer distance; or had an abundance of Late Energy but never quite caught up to the EP horse in time to win. OR, the exact opposite: so much Early combined with adequate late that all its symptoms were indicative of success at longer distances.

You also accepted the fact that FAST Sprinters win most often when going against SLOW Routers.

You also stated that you NOW download via TrackMaster.

Synthesis with TrackMaster download was designed by to do an excellent job of projecting mathematically. Other download services we've tested do not. It is up to each individual to don a metaphysical white coat and study horse racing diagnostics.

Ironically, many primary care physicians did not receive adequate instruction in diagnostics which is why we need so many specialists, like yourself. In small communities like Banning and Beaumont, the patient must become the diagnostician, otherwise kidney failure might be diagnosed as an ear infection (as in my case back in '89).

I worked for years diagnosing the problems of non-winners. The work still goes on. The process is very similar to your own application of medical diagnosis. Explore the symptoms then diagnose the CAUSE. In following this procedure I did not limit myself to non-winners. I also focused on Winners; on what they did to eliminate the cause of their problems so that the symptoms disappeared.

The best results, to date, come from Synthesis with, and I emphasize WITH, the computerized Multi-Track Wagering Decision Form. Doing this makes it possible for the program's mathematical formulae and actual performance to be in union. Or, at least as much as possible in a stochastic event.

For those who take the Wagering Decision Form seriously and use it as a means of after-the-fact focused visualization as well as a wagering tool when they can take a computer to the track or wagering center, the diagnosis and treatment have become synchronized and highly simplified. This is true only for those who will accept the predetermined simplicity built into the program. Some still insist on constantly looking for complex nuances, most of which are in their own minds or have already been solved through long, intensive research.

The beneficiaries of this program have learned to **Wagercap** instead of trying to subjectively "handicap." As a result they are at long last making the kind of profits we have prescribed for all.

The reason TrackMaster numbers, as adjusted by us, are far superior to other download services is that they leave the user with no concern for making adjustments: something that plagued many clients during the 1980's. Three year best, Track-to-Track, Raw or Adjusted, Early or Sustained and other nagging problems of the past have been eradicated.

Their SR'S are already variant adjusted....but only in our programs. We spent 18 months correlating the output for us so that it left us with virtually no doubts when using them for handicapping.

As I previously stated, the work goes on. Non-winners are still confused by factors that winners now take for granted. I am currently developing an advanced program designed specifically for those who are still suffering from **any** confusion. The new program is designed to cure both their confusion and their anxiety. In doing so it might even act as an emotional-intellectual substitute for Prozac and cure their Wagercapping depression. It will also add to the confidence of winners.

A few readouts from this new development are in this issue under the title, FUTUREWORLD.

SAR0729- 8 8.5T \$43,000

BOTTOM LINE -- BETTING LINE

PNCNAME LdNT SR 84 PR BAL LS TIE ODDS TRKDISTS M/L DAYS AGE
 7 EZE 1 89 84 2 24.5 EVEN BEL 8.0T 3/1 21 3
 11 CALL 1 82 81 5 20.0 9-5 BEL 8.5T 10/1 19 3
 10 MOORL1 82 81 9 19.5 2-1 CD 8.5T 10/1 33 3
 2 RUTHI2 83 81 9 17.0 5-2 BEL 8.0T 7/2 27 3
 4 COUNT2 79 83 5 12.3 9-2 AQU 9.0T 20/1 77 5

PL

WIN

SHOW

SYNTHESIS POWER RANKINGS AND FRACTALS

#	PNCNAME LdNT	SR	L	T	PRIM								SUPP								FRACT			ESP	SCBL						
					E	L	C	T	H	F	F	LS	R	S	F	E	T	T	LS	R	E	L	N								
			P	T	P	P	R	R	T	E	W			X			P	X				S	P								
1	2 RUTHI2	83	4	5	1	4	2	4	5	4	2	22	4	4	2	4	2	5	17	4	2	5	5	S/P	1.0						
2	4 COUNT2	79	5	2	2	5	5	3	4	5	5	29	5	5	5	5	3	3	21	5	4	4	4	S/P	3.0						
3	7 EZE 1	89	1	1	1	1	1	1	1	1	1	7	1	1	1	1	1	5	1	1	1	1	SUS								
4	10 MOORL1	82	2	4	3	3	3	2	3	3	4	21	3	2	4	3	3	4	16	3	3	3	SUS	3.0							
5	11 CALL 1	82	3	3	4	2	4	2	2	2	3	19	2	3	3	2	4	2	14	2	5	2	2	SUS	5.0						

FRACTALS WEIGHTED: E=Early L=Late N=Normal

VELOCITY, DECELERATION and V/DC

PNCNAME LdNT	TE-R	VELOCITY				DECELERATION				V/DC R	
		EPV-R	MPV-R	LPV-R	TVL-R	EDC-R	MDC-R	LDC-R	TDC-R		
2 RUTHI2	5	1	4	2	4	5	5	5	5	323.84	4
4 COUNT2	2	4	5	2	5	2	4	4	4	322.55	5
7 EZE 1	1	2	1	2	1	3	2	2	1	348.44	1
10 MOORL1	4	3	3	2	3	4	3	3	3	331.34	3
11 CALL 1	3	5	2	1	2	1	1	1	2	338.67	2

SAR JUL 29, 1999 (THU) -- FULL CHARTS

8 ALW 3+P NWIX \$43,000 8.5T FM Clear PFT-142.2 PR-84 TV--6

11-CALL NINE ONE O 9 4.80 7 2.20 1 0.00 1 0.00 84 13.50
 7-EZE 5 3.00 6 2.10 5 3.20 2 3.30 81 1.90
 2-RUTHIAN 4 1.50 3 1.00 2 2.00 3 4.30 80 2.85
 10-MOORLAND MISS 6 3.10 5 2.00 3 2.10 4 4.30 80 11.90
 8-FOUNT 7 4.60 9 2.80 8 3.90 5 6.60 78 38.25
 3-OJO CALIENTE 11 7.40 11 3.90 10 4.50 6 7.30 78 12.70
 1-PEG'S PUFFIN 3 1.00 4 1.50 7 3.40 7 7.40 78 7.70
 5-KALIDASA 1 0.00 1 0.00 4 2.20 8 8.90 77 6.40
 6-SISTER JONES 2 0.50 2 0.50 6 3.30 9 9.60 76 32.25
 9-SONG FOR ANNIE 8 4.70 8 2.70 9 4.00 10 10.10 76 38.50
 12-SHEDAKAYSKITTYC 12 9.90 12 5.90 12 7.10 11 10.90 75 55.50
 4-COUNTUS AFFAIR 10 7.30 10 3.80 11 7.00 12 11.60 75 76.25
 TIMES: 47.0 111.4 141.0

HIDE
FOR WIN
ONLY

SCRATCHED Dream for A Moment, Singing Rockette, Garden Spot

11-CALL NINE ONE ONE 29.00 10.20 5.30
 7-EZE 3.50 2.70
 2-RUTHIAN 3.00

Exacta
 Trifecta

11-7
 11-7-2

92.50
 324.00

SAR0729- 7 9.0D \$45,000

BOTTOM LINE -- BETTING LINE

PNCNAME	LdNT	SR	PR	BAL	LS	TIE	ODDS	TRKDISTS	M/L	DAYS	AGE	
7 WEST 2		93	81	2	24.0		EVEN	CD 8.5D	9/5	34	3	P
5 ELAIN3		84	79	5	18.8		5-2	CD 8.5D	7/2	15	3	
2 ADAM'1		84	81	7	18.3		5-2	CD 8.5D	9/2	42	3	W
1 PORTL1		84	81	7	17.3		5-2	BEL 8.5D	15/1	39	3	
3 CONEO3		82	85	9	13.8		4-1	BEL 8.0D	12/1	29	3	

SYNTHESIS POWER RANKINGS AND FRACTALS

#	PNCNAME	LdNT	SR	L T		PRIM										SUPP										FRACT			ESP	SCBL
				P	T	E	L	C	T	H	F	F	X	LS	R	S	F	X	E	T	T	P	LS	R	E	L	N			
1	1	PORTL1	84	2	4	2	4	3	3	4	4	4	24	4	4	4	4	4	4	4	20	4	3	4	4	SUS	3.0			
2	2	ADAM'1	84	3	3	5	2	3	4	3	2	3	22	3	2	3	2	4	3	14	2	4	3	2	4	LAT				
3	3	CONFO3	82	5	5	1	5	4	5	5	5	2	27	5	5	2	5	3	5	20	4	2	5	5	2	SUS	1.0			
4	5	ELAIN3	84	1	2	4	3	2	1	2	3	5	20	2	3	5	3	2	2	15	3	5	2	3	5	SUS				
5	7	WEST 2	93	4	1	3	1	1	2	1	1	1	10	1	1	1	1	1	1	5	1	1	1	1	1	LAT	2.0			

FRACTALS WEIGHTED: E=Early L=Late N=Normal

VELOCITY, DECELERATION and V/DC

PNCNAME	LdNT	VELOCITY					DECELERATION				V/DC	R
		TE-R	EPV-R	MPV-R	LPV-R	TVL-R	EDC-R	MDC-R	LDC-R	TDC-R		
1 PORTL1		4	2	4	2	4	4	4	4	4	329.01	4
2 ADAM'1		3	3	2	2	2	2	1	2	3	338.54	3
3 CONFO3		5	1	5	2	4	5	5	5	5	323.98	5
5 ELAIN3		2	4	3	2	2	3	3	3	2	338.69	2
7 WEST 2		1	5	1	1	1	1	2	1	1	353.08	1

7 ALW 3+F NW2X \$45,000 9.0D FT Clear

2-ADAM'S TIME	5	2.10	5	2.70	2	0.10	1	0.00	85	11.50
7-WEST TO EAST	3	0.60	3	0.60	3	0.60	2	1.00	85	1.40
4-LUCKY AGAIN	1	0.00	1	0.00	1	0.00	3	1.10	85	-2.10
1-PORTL1	6	8.10	6	9.70	6	2.20	4	2.60	84	7.90
5-ELAINES REASON	2	0.50	2	0.10	4	1.10	5	7.80	80	5.20
3-CONFORMAL	4	1.10	4	2.60	5	2.10	6	9.30	79	9.60
TIMES:	47.5		111.9						151.1	

SCRATCHED Cold Stare, My Sweet Westly

2-ADAM'S TIME	25.00	7.40	3.10
7-WEST TO EAST		3.00	2.40
4-LUCKY AGAIN			2.90

Exacta

2-7

62.50

SAR0729- 7 9.0D \$45,000
TOTAL ENERGY & PRIMARY FACTORS

#	PNCNAME	LdNT	SR	TOT R	PRIMARY FACTORS								LS	R
1	1	PORTL1	84	163.1-4	EPR	LPR	CPR	TT	HE	FW	FX		24	4
2	2	ADAM'1	84	163.7-3		2	3	3	4	3	2	3	22	3
3	3	CONFO3	82	163.0-5		5	2	3	4	3	2	3	27	5
4	5	ELAIN3	84	163.7-2		1	5	4	5	5	5	2	20	2
5	7	WEST 2	93	166.8-1		4	3	2	1	2	3	5	10	1
						3	1	1	2	1	1	1		

SAR0729- 7 9.0D \$45,000

#	PNCNAME	Ld N T	LATE EARLY	TOT R
1	1	PORTL1	-5.9	163.1 4
2	2	ADAM'1	-18.7	163.7 3
3	3	CONFO3	-4.0	163.0 5
4	5	ELAIN3	-12.2	163.7 2
5	7	WEST 2	-19.2	166.8 1
EX-L V-L M-L <E> M-E V-E EX-E				

SAR0729- 8 8.5T \$43,000
TOTAL ENERGY & PRIMARY FACTORS

#	PNCNAME	LdNT	SR	TOT R	PRIMARY FACTORS								LS	R
1	2	RUTHI2	83	161.6-5	EPR	LPR	CPR	TT	HE	FW	FX		22	4
2	4	COUNT2	79	162.6-2		1	4	2	4	5	4	2	29	5
3	7	EZE 1	89	163.8-1		2	5	5	3	4	5	5	7	1
4	10	MOORL1	82	161.7-4		1	1	1	1	1	1	1	21	3
5	11	CALL 1	82	162.5-3		3	3	3	2	3	3	4	19	2
						4	2	4	2	2	2	3		

SAR0729- 8 8.5T \$43,000

#	PNCNAME	Ld N T	LATE EARLY	TOT R
1	2	RUTHI2	2.6	161.6 5
2	4	COUNT2	0.8	162.6 2
3	7	EZE 1	-3.7	163.8 1
4	10	MOORL1	-4.3	161.7 4
5	11	CALL 1	-9.2	162.5 3
EX-L V-L M-L <E> M-E V-E EX-E				

Please note that in these races the numbers under the arrow pointing to L refer to line used. No line was used beyond the 3rd Line Back; and then only twice. In the 8th Race, only the last or 2nd back was used. There is no fancy, esoteric use of pacelines necessary to get longshots paying: \$29 and \$25 respectively. For demonstration purposes no contender was HIDDEN. Result: 2 Exactas and One Trifecta. Only the TOP 5 Total Energy Horses were kept.

On the Early-Late Difference Graph, please note that both winners ran Late. The public is still the victim of those Early Speed articles and books. As a result many of your biggest payoffs will come from contenders running LATE more than Early.

This program is still in the "work-in-progress" stage. It will also include the Energy Generator and the Fractions in FPS and Energy. Otherwise the number of readouts have been minimized for simplicity of comprehension for those who remain non-winners despite the positive, enthusiastic response to Synthesis.

The Velocity. Deceleration Screens are the subject of FUTUREWORLD appearing in this issue. Those testing this program and relying heavily on this screen as a Corollary Factor, have enjoyed three additional double digit winners per 21 races.

Still, if your current win-profit ratio is satisfactory, this program is not designed for you. It is mean for those who find themselves in a state of confusion over the multiple factors available in Synthesis. It should also solve any problems newcomers may have in comprehending the Methodology.

One thing, for sure, while the Velocity-Deceleration math is quite complex, the readouts therefrom, are extremely simple.

The program, when finished and available, will be for use with TrackMaster download and/or hand entry from the Daily Racing Form -fully Adjusted, Equalized and Normalized.

Dear Doc and staff,

Thanks for producing such valuable and insightful information. I thought I just couldn't 'get it' until I watched the One on One video series. Now I GET IT just fine. I've gone from 'huh?' to 'Got another winner!'. Thanks again.

A.F., California

The ***One on One Video*** and/or ***Audio*** series with Workbooks

3 Videos/3 Workbooks - \$99

5 Audios/3 Workbooks - \$60

(Same content, same workbooks in both sets) ~ Calif residents add 7.75% tax

WAGERCAPPING

Bettor's Choice

As I pointed out in the last issue, most clients today are having fewer handicapping problems with most of their troubles coming from making proper wagering selection **decisions**.

But after some months of focusing on **wagering**, something strange happened. A few clients suddenly became quite careless about handicapping itself, almost exclusively in the area of contender/paceline selection. They got careless, picked lines that appeared visually to be the best of the last three. They ignored the capacity to compare more than one line to determine BEST. When they did so, they frequently left both lines for the horse, muddying the waters of their readouts to a degree that they lost when others won the same races.

With Synthesis, especially with the TrackMaster download, handicapping CAN now be relegated to following directions and using a modicum of sense about contender and paceline selection and interpretation of corollaries. I emphasize CAN because there are still a number of clients who invest their ego into what they think is handicapping. What they call handicapping is looking at all the old rule-bound techniques about class, drops and rises in claiming price, earnings, recency, trainers, jockeys, etc. ad infinitum.

While there is a measure of ancillary benefit from observing certain time-honored concepts *if* you put them in perspective, they definitely are ancillary. The tragedy is non-winners make them PRIMARY. If you want to spend some time and money proving this to yourself buy a selection service like the one we did. Just bet the selection on paper not for real or you'll lose your backside. Do the same races yourself. That should convince you that you're better than the so-called experts.

In the last dozen or so Follow Up's I stressed the importance of getting the majority of winners in the top THREE Tiers of BL/BL. I said when an overlay appears in the Top 3 to **ignore** Corollaries. I also said that when a big overlay appeared in Tier 4, or even 5, to pay **closer attention** to the need for the horse to have a couple of POSITIVE Corollaries. As always, I'll leave defining 'big' overlays entirely up to you.

I also leave up to you the minimum odds you'll accept on highly rated contenders. My holding out for a 5-2 minimum is not a rule, it's just more profitable in the long run. *Many anxious clients suffered and will continue suffering* during those spells when favorites win as much as 40% of the races. What really plagued these persons was:

(1) NOT ATTEMPTING to develop the ability to recognize races that should be PASSED. And—

(2) NOT BOTHERING to handicap races that mainstream rules say, for whatever reason, should NOT be "played" (their term). These are the very kinds of races that pay the biggest overlays because the public does not have the tools to handicap and bet them. YOU DO! Most of you also have the ability to download and bet several tracks. Free moral agency gives you the right to ignore those ovals where favorites currently dominate. Try a little wanderlust. They're paying big at Ellis Park, Calder and Saratoga as of this writing.

(3) It's one thing to advise PASSING races you don't understand. It's quite another to distort that advice to the degree of passing almost EVERY race, using "don't understand" as an excuse.

(4) REFUSAL to bet the highest paying contenders in the first THREE Tiers of BL/BL regardless of Corollaries. This goes against the Ego-grain of many clients and, of course all "Horseplayers."

(5) Perhaps (4) would be more clear if re-stated: BET any horse in the 1st TWO Tiers of BL/BL that meets your standard for MINIMUM acceptable odds. Then, as a second bet, the biggest overlay in BL/BL's first 3 Tiers, or 4, if qualified by previously stated Guidelines.

(6) Your minimum odds should be ascertained not by my standard but your own, based on your ability to PASS races and to withstand MISSES (losses) when low paying favorites win. Examine your own anxiety neurosis, not the complete LACK of anxiety projected by authors of books on Money Management and betting.

(7) If you DO decide to consistently bet contenders paying less than 5-2, Bet 60/40. That way a Total Bet of \$20 would be proportioned thusly: \$12 on a \$5 winner = $6 \times 5 = \$30$. \$8 on a \$12 winner = $4 \times 12 = \$48$. This was why I advised the 60/40 wager in the first place. To give you the opportunity to get SOME value out of UNDERLAYS. When those so-called "VALUE BOYS" were criticizing me so much, they ignored the fact that, during periods when favorites dominate, 60/40 proportional wagers on two horses produced more profit than strictly holding out for overlays, unless you had an innate ability to PASS no-value races. A rare talent among us all including most of the "Value" addicts. This is why they'll bet an even odds horse when their self-made "LINE" says it should be 2-3. A real fancy cop out.

Having done my therapeutic duty to the anxiety-ridden and to those who have yet to learn how to PASS No-Value Races, I'll pay some homage to those who have overcome their anxieties and show you some Wagering Decision Forms that conform to the sub-title of this article: Bettor's Choice. You'll note several instances where the user accepted odds of less than 5-2. They found it necessary to maintain profit at certain tracks that were going through periods when win mutuels were being dominated by low-paying favorites.

Dear Howard: **FOUR JEWELS FROM EMERALD DOWNS**

Well now that I'm on holidays I've got the time to sit down and write you a few lines and send you my decision charts for the months of May and June for Emerald Downs. As you can see I only worked one or two days a week because of my work schedule. It is also because of work that I'm so late in sending you these reports and I am going to be much more diligent in the future in this regard. I am very pleased with these results and since reading the Art of Passing articles I am going to cut down on my three horse investments and pass on more low percentage races. All the payoffs are from the Canadian Simulcast Pool which often results in some real high place and show payouts.

Your Friend

D. Sartin - Vancouver B.C.

**SARTIN METHODOLOGY
EMD -- WAGERING DECISION FORM -- WIN**

	BOTTOM LINE-BETTING LINE RANKS					PRIMARY					SUPP					FRAC					P	#
	1	2	3	4	5	B	E	L	C	H	F	S	E	T	T	E	L	N	A	S		
						A	P	P	P	T	E	P	N	S	P	P						
						L	R	R	R			F	X	N	T	P						
8LEWD					11.00	6	1	5	2	5	5	①	②	4	5	②	3	③	5	5	1	3
0513 8																						
0513 7			MISSED																		2	
0513 6			MISSED																		3	3
BRAND			23.20			5	3	1	3	3	②	3	②	3	③	3	3	3	②	4	3	
0513 5																						
RBD R						3	3	1	1	2	2	2	1	1	1	1	1	1	1	5		
0513 4	6.80																					
STARR						(DID NOT BET)																
0513 3					15.80	10	3	5	4	4	5	5	5	4	5	4	4	5	5	6		
CASA																						
0513 2			PASSED			5	5	1	2	5	3	4	2	3	3	4	4	2	3	7		
FLYIN																						
0513 1			PASSED			4	3	2	1	5	2	1	1	1	1	1	1	1	1	8		
JONAA																						
0506 9		39.40				7	1	5	2	1	2	2	4	3	4	3	3	3	4	5	9	
0506 8			MISSED																		10	
TONIC																						
0506 6		19.50				8	4	2	2	1	1	4	4	2	3	4	5	5	4	3	11	3
PAY R																						
0506 5	21.90					3	5	1	1	2	1	4	3	2	2	1	1	2	1	1	12	
NEYCA						(DID NOT BET)																
0506 4					12.40	9	4	3	3	3	3	5	4	3	3	3	4	4	4	3	13	
WINNER WAS LONE FTS PAID \$3220																						
0506 3			MISSED																		14	3
DEEDL																						
0430 9		13.70				5	3	2	2	4	2	4	1	3	3	2	2	2	2	15		
NATAL																						
0430 8		13.60				4	5	1	1	4	1	5	3	2	2	2	2	3	1	1	16	
WINNER RANKED 7TH PAID \$44.20																						
0430 7			MISSED																		17	
0430 5			MISSED																		18	
BATUB																						
0430 4			13.50			2	2	4	2	4	4	2	1	3	4	1	1	1	1	1	19	
RECOM						(DID NOT BET)																
0430 2					25.70	8	4	2	4	3	4	4	3	4	4	4	4	3	4	4	20	
TOT																						
WIN	2	4	2	1	3																	
TOT																						
MUT	28.70	86.20	36.70	26.70	30.20																	
AVE																						
MUT	14.35	21.55	18.35	26.70	15.07																	
AVE																						
BAL	3.0	6.0	3.5	8.0	8.3																	

ALL BETS @ \$10.00 5 RACES - 3 HORSES WERE BET
TOTAL AMT BET \$410 13 " - 2 " " "
TOTAL AMT WON \$759
PROFIT \$348.00 (\$348)

40

SARTIN METHODOLOGY
EMD -- WAGERING DECISION FORM -- WIN

BOTTOM LINE-BETTING LINE RANKS						PRIMARY					SUPP					FRAC					P					#	
						B	E	L	C	T	H	F	S	E	T	T	E	L	N	A	S	S	S	S	S		S
1	2	3	4	5		A	P	P	P	T	E	W	P	N	S	P	P	P	P	P	P	P	P	P	P		P
COUNT						L	R	R	R	R	R	R	FX	N	T	P											
0618 2			9.90			6	3	4	3	3	4	3	2	3	4	3	3	2	3	4						1	3
CAPTA																											
0611 9	25.00					3	1	5	1	1	5	1	1	2	3	1	1	1	1	2						2	
JAZZY																											
0611 8	9.50					5	1	5	1	3	4	1	1	2	5	1	1	1	1	4						3	
0611 7			MISSED																							4	
INDEP																											
0611 6						(DID NOT BET) 9.70	9	5	3	4	4	2	3	4	4	3	4	5	4	4	3					5	
0611 5			MISSED																							6	
IF NO																											
0611 4		16.10				4	2	3	2	4	4	2	2	3	2	2	2	2	2	2						7	
0611 2			MISSED																							8	
TOUGH																											
0604 9		10.70				3	2	1	2	4	1	2	1	2	1	1	1	2	1	1						9	
0604 8			MISSED																							10	3
0604 7			MISSED																							11	
PARTY																											
0604 4			PASSED			4	1	3	1	6	3	1	1	2	2	1	1	1	1	3						12	
COURT																											
0604 3			14.00			4	1	5	4	1	5	1	3	4	4	1	1	1	1	3						13	
DR MA																											
0604 2			PASSED			3	1	2	1	3	3	1	2	1	1	1	1	1	1	2						14	
0604 1			MISSED																							15	
NAAB																											
0531 9		9.30				6	5	1	2	4	1	4	2	2	1	2	2	4	2	2						16	
0531 8			MISSED																							17	3
0531 7			MISSED																							18	
TRUST																											
0531 6	24.00					2	2	1	1	1	1	1	3	1	1	1	1	3	1	1						19	
MISS																											
0531 4						(DID NOT BET) 11.60	9	5	2	4	5	4	5	3	5	4	4	4	5	4	4					20	
TOT																											
WIN	3	3	2	1	1																						
TOT																											
MUT	58.50	36.10	23.90	9.70	11.60																						
AVE																											
MUT	19.50	12.03	11.95	9.70	11.60																						
AVE																											
BAL	3.3	4.3	5.0	9.0	9.0																						

3 RACES - 3 HORSES BET
15 " - 2 " "

ALL BETS @ \$10.00

3 RACES - 3 HORSES BET
 15 " - 2 " "

ALL BETS @ \$10.00

TOTAL AMT BET.- 390.00

TOTAL " NON - 592.50

PROFIT - 202.50

SARTIN METHODOLOGY
EMD -- WAGERING DECISION FORM -- WIN

BOTTOM LINE-BETTING LINE RANKS						PRIMARY					SUPP					FRAC					P				
	1	2	3	4	5	B	E	L	C	T	H	F	S	E	T	T	E	L	N	A	S	#			
COUNT						L	R	R	R				FX	N	T	P									
0618 2			9.90			6	3	4	3	3	4	3	2	3	4	3	3	2	3	4		1			
CAPTA																									
0611 9	25.00					3	1	5	1	1	5	1	1	2	3	1	1	1	1	2		2			
JAZZY																									
0611 8	9.50					5	1	5	1	3	4	1	1	2	5	1	1	1	1	4		3			
0611 7			MISSED																			4			
INDEP				(DID NOT BET)																					
0611 6			9.70			9	5	3	4	4	2	3	4	4	3	4	5	4	4	3		5			
0611 5			MISSED																			6			
IF NO																									
0611 4		16.10				4	2	3	2	4	4	2	2	3	2	2	2	2	2	2		7			
0611 2			MISSED																			8			
TOUGH																									
0604 9		10.70				3	2	1	2	4	1	2	1	2	1	1	1	2	1	1		9			
0604 8			MISSED																			10			
0604 7			MISSED																			11			
PARTY																									
0604 4			PASSED			4	1	3	1	6	3	1	1	2	2	1	1	1	1	3		12			
COURT																									
0604 3			14.00			4	1	5	4	1	5	1	3	4	4	1	1	1	1	3		13			
DR MA																									
0604 2			PASSED			3	1	2	1	3	3	1	2	1	1	1	1	1	1	2		14			
0604 1			MISSED																			15			
NAAB																									
0531 9		9.30				6	5	1	2	4	1	4	2	2	1	2	2	4	2	2		16			
0531 8			MISSED																			17			
0531 7			MISSED																			18			
TRUST																									
0531 6	24.00					2	2	1	1	1	1	1	3	1	1	1	1	3	1	1		19			
MISB																									
0531 4				(DID NOT BET)		9	5	2	4	5	4	5	3	5	4	4	4	5	4	4		20			
TOT																									
WIN	3	3	2	1	1	3 RACES - 3 HORSES BET																			
TOT						15 " - 2 " "																			
MUT	58.50	36.10	23.90	9.70	11.60																				
AVE																									
MUT	19.50	12.03	11.95	9.70	11.60	ALL BETS @ \$10.00																			
AVE																									
BAL	3.3	4.3	5.0	9.0	9.0																				

TOTAL AMT BET - 390.00

TOTAL " WON - 592.50

PROFIT - 202.50

DOC COMMENTS: Total profit - four reports = \$2,145.00. These reports encompass 11 racing days. His daily profit is \$195.00. While his profit is less sensational than many other reports, it is consistent. To the skeptics and anxiety ridden, Darryl's reports may also seem more in line with their own expectations. All the reports, and many more like them, are accurate. I like Darryl's because it is a sequential commentary and, since the track is EMD, it's a lesson to some of Seattle's non-winning clients.

SARTIN METHODOLOGY
EMD -- WAGERING DECISION FORM -- WIN

	BOTTOM LINE-BETTING LINE RANKS					PRIMARY					SUPP					FRAC. P					#
	1	2	3	4	5	B	E	L	C	T	H	F	S	E	T	T	E	L	N	A	
						A	P	P	P	T	E	W	P	N	S	P					
APIEC						L	R	R	R				FX	N	T	P					
0626 7	8.80					3	1	3	1	1	3	3	1	1	2	1	1	1	1	2	1
KNIGH																					
0626 6		9.60				6	1	5	1	3	3	1	3	2	2	2	2	2	2	4	2
HAIL																					
0626 5		20.20				3	4	1	2	2	1	1	2	2	1	2	2	2	1	1	3
BENNY																					3
0626 4			64.00			6	1	5	3	1	5	1	5	4	5	3	4	4	5	5	4
TAX D					(DID NOT BET)																3
0626 3					16.40	9	4	3	5	5	5	5	2	5	5	5	5	4	5	4	5
DIGGI																					
0624 9	10.50					4	2	3	1	1	1	2	3	1	2	1	1	2	3	3	6
0624 8																					
ODESS																					7
0624 7	8.70					3	2	4	1	2	3	1	2	1	2	1	1	1	1	2	8
RYAN																					
0624 6			11.50			5	2	4	3	5	4	1	1	3	4	4	4	1	4	4	9
STARL																					
0624 5	7.20					5	2	2	2	4	3	2	2	1	1	3	2	2	2	2	10
KID S					(DID NOT BET)																3
0624 4					11.10	10	5	1	4	4	1	5	5	5	5	4	4	5	5	5	11
SEATT																					
0624 3			7.40			6	4	2	2	5	3	4	2	3	2	2	3	3	2	2	12
0624 2																					
MYTHS																					13
0624 1		13.30				4	1	3	2	1	3	3	3	2	3	2	2	2	3	3	14
SOUVE																					
0618 9			14.20			6	2	3	2	3	4	2	2	1	3	2	3	2	3	3	15
DYNA																					
0618 8	13.80					4	2	1	1	4	2	1	2	1	1	2	2	3	2	1	16
ROLLE																					
0618 7			39.40			5	3	4	3	1	1	4	5	3	4	1	1	5	1	3	17
0618 6																					3
MY TI																					18
0618 5			11.50			5	4	2	2	2	2	4	3	3	3	2	2	3	2	2	19
LANGA																					
0618 4				24.20		6	2	3	3	3	3	2	2	1	4	4	4	2	4	4	20
TOT																					3
WIN	5	3	6	1	2																
TOT																					
MUT	49.00	43.10	148.00	24.20	29.50																
AVE																					
MUT	9.80	14.37	24.67	24.20	13.75																
AVE																					
BAL	3.8	4.3	5.5	6.0	9.5																

6 RACES - 3 HORSE BETS

" " - 2 " "

ALL BETS @ \$10.00

TOTAL AMT BET. - \$400.00

" " WON - 1321.50

PROFIT - \$921.50

SARTIN METHODOLOGY
ALL -- WAGERING DECISION FORM -- WIN

BOTTOM LINE-BETTING LINE TIERS						PRIMARY						SUPP				FRAC			
	1	2	3	4	5	B L R	E L R	C P R	T P R	H T E	F W		S P N	E N T	T S P		E L N		#
STORM																			
HQ0715- 7	7.40					3	2	1	1	2	1	1	1	1	2	2	2	1	1
WESTE																			
HQ0715- 5			56.00			6	1	5	4	1	4	3	4	3	4	4	4	4	4
HQ0715- 4			MISSED																3
HQ0715- 2			MISSED																4
RARE																			
HQ0715- 1		8.40				4	5	1	1	5	1	4	1	3	2	2	1	3	1
HQ0711- 8			MISSED																6
WHITT			PASSED																
HQ0711- 7						4	3	3	1	6	3	1	1	1	3	2	2	1	3
HQ0711- 6			MISSED																8
PLAY																			
HQ0711- 5		20.20				6	2	3	2	3	3	3	2	2	3	2	2	3	3
GO																			
HQ0711- 4			16.60			5	2	4	3	1	2	4	4	3	3	3	3	3	4
DYNAM			PASSED																10
HQ0711- 3						2	2	1	1	1	1	1	1	1	1	1	1	1	1
DESER																			
HQ0711- 2				8.40		8	3	3	5	2	3	4	5	4	4	4	4	4	4
CRIMS																			
HQ0711- 1				8.00		6	1	4	4	4	4	4	4	4	4	4	4	4	4
TOT																			
WIN	1	2	2	2															
TOT																			
MUT	7.40	28.60	72.60	16.40															
AVE																			
MUT	7.40	14.30	36.30	8.20															
AVE																			
BAL	3.0	5.0	5.5	7.0															

DOC COMMENTS: Let's start with a worst case scenario

RACES BET 11
 RACES PASSED 2
 RACES MISSED (LOST) 6
 RACES WON 5
 USING 1ST 2 TIERS BL/BL 1=ONLY
 AMOUNT BET \$220
 GROSS RETURN \$543
 NET PROFIT \$323

This report encompassed just two days, meaning a profit of only \$161.50 per day. I will never hesitate to publish worse case scenarios. In the long run no one benefits from being lied to. Periods like this happen and must be reported.

SARTIN METHODOLOGY
ALL TRACKS -- WAGERING DECISION FORM -- WIN

	BOTTOM LINE-BETTING LINE RANKS					PRIMARY							SUPP				FRAC			#
	1	2	3	4	5	B	E	L	C	T	H	F	S	E	T	T	E	L	N	
						A	P	P	P	T	E	W	F	N	S	P	P			
DIVID					LOSE															
GP0206-11					10.40	10	4	5	5	5	5	5	5	4	5	5	5	4	5	5
SMUGG					NOT IN Summary															
GP0206-9			LOST			15	7	5	8	8	8	6	4	7	6	8	8	5	7	7
GOLD																				
AQ0206-9	16.20					3	4	1	1	1	1	1	4	1	1	1	1	4	3	2
HOTCH																				
GP0206-8		8.00				5	2	2	2	2	2	2	2	2	2	2	2	2	2	3
FLAMI																				
AQ0206-8			LOST			10	5	3	6	6	5	6	6	7	7	5	6	6	6	3
NEVAD																				
AQ0206-7	11.20					3	1	2	1	3	2	1	1	1	2	1	1	1	1	1
JUST																				
GP0206-6		16.80				5	3	2	2	3	2	2	2	2	1	2	2	2	2	2
GOODY																				
AQ0206-6		7.80				3	2	2	2	2	2	1	1	2	2	2	2	1	1	2
TRIPL																				
GP0206-5			LOST			19	6	9	8	*	9	9	5	7	*	8	9	5	9	9
IRON																				
AQ0206-5	8.10					2	2	3	1	1	1	1	2	1	1	1	1	2	1	1
GP0206-4			MISSED																	11
SILVE																				
GP0206-3			21.60			6	4	1	3	4	3	4	2	2	1	3	4	3	3	2
ROYAL																				
AQ0206-3			9.10			6	5	1	3	4	1	5	3	3	1	3	2	5	2	1
BUGAT																				
GP0206-2		7.20				4	5	1	2	1	1	2	2	2	1	2	2	2	2	2
MONEY																				
AQ0206-2		9.20				4	2	2	2	3	1	2	2	2	1	2	2	2	2	2
BURKH																				
GP0206-1		5.20				4	3	2	1	2	1	2	4	2	2	2	2	4	2	2
GARBU																				
GP0204-9			PASSED			3	1	2	1	3	3	2	2	1	2	1	1	1	2	2
ZI PR																				
AQ0204-9			8.20			3	4	3	3	4	4	3	1	3	2	2	1	1	1	1
DARB																				
GP0204-8			16.20			7	5	1	3	3	2	4	3	3	1	3	2	4	2	2
CARTA																				
AQ0204-8			PASSED			4	2	2	2	4	4	2	2	2	2	2	1	2	2	2
TOT																				
WIN	3	6	4		1															
TOT																				
MUT	35.50	54.20	55.10		10.40															
AVE																				
MUT	11.83	9.03	13.78		10.40															
AVE																				
BAL	2.7	4.2	5.5		10.0															

MULTI-TRACK WAGERING DECISION
FORM - TRACKMASTER DOWNLOAD

DAYS	02/4 & 02/6	-	2
TOTAL RACES		-	20
RACES BET		-	18
RACES PASSED		-	2
RACES LOST		-	5
RACES WON		-	13
TOTAL BET @ \$10 PER HORSE		-	\$360
GROSS RETURN		-	\$724
NET PROFIT		-	\$364
PER DAY PROFIT		-	\$182

SARTIN METHODOLOGY
DMR -- WAGERING DECISION FORM -- WIN

BOTTOM LINE-BETTING LINE RANKS					PRIMARY							SUPP				FRAC			P	A	S	#	
	1	2	3	4	5	B	E	L	C	T	H	F		S	E	T	T	E	L	N			
						A	P	P	P	T	E	W	FX	N	T	S	P						
						L	R	R	R														
MARRA																							
830 9		15.00				3	5	1	4	3	3	1		2	3	1	4	2	2	1	1		1
KING																							
830 7		7.60				4	2	2	2	1	2	2		4	3	3	4	2	4	4	4		2
FIRST																							
830 5				25.00		4	(2)	3	4	3	4	4		(2)	4	4	2	3	(1)	(2)	(2)		3
830 3	MISSED																						
MS. C																							4
830 1			18.80			7	2	4	3	3	4	2		4	3	4	3	3	3	3	4		5
829 9	MISSED																						
SIR K																							6
829 7	8.00					8	2	2	1	4	4	1		2	2	3	3	4	2	4	4		7
BIG J																							
829 5	9.40					4	2	4	2	1	2	3		2	1	2	2	2	1	2	3		8
ANCIE																							
829 4	12.80					2	2	2	1	1	1	1		1	1	1	1	1	1	1	1		9
MARVY																							
829 3			27.00			6	1	4	4	5	5	3		1	4	4	4	4	1	4	4		10
GOOTY																							
829 1		11.20				5	5	1	2	4	3	1		2	2	2	4	2	3	3	2		11
CELTI																							
828 8	10.60					3	3	1	1	2	1	1		1	1	1	1	1	2	1	1		12
BLUE																							
828 6	10.40					4	4	1	1	4	1	1		1	2	1	1	1	1	1	1		13
ENID																							
828 5		10.60				3	1	4	2	2	3	1		3	2	2	1	1	1	2	2		14
BOUND																							
828 3	14.20					2	2	1	1	1	1	1		2	1	1	1	1	2	1	1		15
COGIT																							
828 2	8.20					5	1	4	2	2	3	1		2	1	2	3	3	2	3	3		16
JOHN'																							
828 1	LOST					6	4	5	5	6	6	5		4	6	6	3	3	2	3	4		17
827 7	MISSED																						
YUSTE																							
827 6				10.60	(Lost)	V				V	O	D	O										18
GROOM						6	1	5	4	2	5	5		4	5	5	4	4	4	4	5		19
827 4			11.20			6	2	4	3	3	4	2		2	3	4	3	3	2	3	4		20
TOT																							
WIN	7	4	3	2																			
TOT				25.00																			
MUT	73.60	44.40	57.00	35.60																			
AVE																							
MUT	10.51	11.10	19.00	25.00																			
AVE																							
BAL	4.0	3.8	6.3	5.0																			
DMR - AFTER HIDES																							
RACES BET - 20																							
RACES MISSED (LOST) - 5																							
RACES WON - 15																							
TOTAL BET - \$400																							
GROSS RETURN - \$1,000																							
NET PROFIT - \$600.00																							

DMR - AFTER HIDES
 RACES BET - 20
 RACES MISSED (LOST) - 5
 RACES WON - 15
 TOTAL BET - \$400
 GROSS RETURN - \$1,000
 NET PROFIT - \$600.00

SARTIN METHODOLOGY
ALL -- WAGERING DECISION FORM -- WIN

BOTTOM LINE-BETTING LINE TIERS					PRIMARY							SUPP				FRAC		#
1	2	3	4	5	B L	E R	L R	C R	T R	H R	F W	S E	P N	T S	T P	E L	N	
SHOWG	PASSED																	
HQ0717- 9						4	2	3	2	3	3	1	2	1	1	2	2	2
SMOOT																		
HQ0717- 8				29.80		8	4	3	4	4	4	4	4	4	4	4	4	4
YOUR																		
HQ0717- 7		13.80				4	3	1	2	4	2	1	2	2	3	2	2	3
MISS																		
HQ0717- 6			12.00			6	5	3	5	2	3	3	3	3	3	5	3	4
ROMAN			PASSED															
HQ0717- 5						2	2	1	1	3	1	1	1	1	1	1	1	1
FLIPP																		
BE0717- 5			9.50			4	1	3	3	3	2	3	1	3	3	3	1	3
FLYIN			PASSED															
BE0717- 3						6	1	5	4	1	5	1	4	4	5	4	4	2
NORTH																		
BE0717- 1				15.40		7	2	5	3	5	5	5	3	4	5	3	5	3
FROST			PASSED															
DE0710- 7						9	3	5	5	3	4	5	5	5	5	5	5	5
PALM																		
DE0710- 6	17.60					4	2	2	1	2	1	2	3	1	1	1	1	3
SAHAL																		
EM0710- 5		12.80				5	6	1	2	1	1	1	5	3	3	4	2	6
COSMO																		
EM0710- 4	8.60					2	1	2	1	2	2	1	1	1	1	1	1	1
WITH																		
DE0710- 4	32.20					5	2	1	1	2	1	1	3	1	3	2	3	1
CAILO																		
DE0710- 3		6.80				5	4	1	2	2	2	1	2	2	2	1	2	1
WORRI																		
DE0710- 2	5.80					3	1	2	1	1	1	1	2	1	2	1	2	2
HOLME																		
HS0710- 1	6.00					7	3	2	2	4	2	2	3	1	2	3	5	4
RUTH'																		
DE0710- 1	9.00					4	1	4	2	2	4	1	1	2	4	1	2	1
ANDY																		
PE0709- 9		41.00				4	4	1	3	5	3	3	1	3	2	2	1	2
SOCIA																		
HA0709- 8		33.40				3	2	2	2	1	2	2	2	2	2	2	2	2
SKETC																		
EM0709- 8	8.60					2	2	1	1	1	1	1	3	1	1	2	1	3
TOT																		
WIN	7	5	2	2														
TOT																		
MUT	87.80	107.80	21.50	45.20														
AVE																		
MUT	12.54	21.56	10.75	22.60														
AVE																		
BAL	3.9	4.2	5.0	7.5														

MULTI-TRACK WAGERING DECISION
FORM - TRACKMASTER DOWNLOAD

OF TRACKS BET - 5
 RACES BET - 16
 RACES PASSED - 4
 RACES LOST (HIDDEN) - 0
 RACES WON - 16
 TOTAL BET @ \$10 PER HORSE - \$340
 GROSS RETURN-TOP 3 BL/BL - \$1,311.50
 NET PROFIT - \$971.50

CP

SARTIN METHODOLOGY
GG -- WAGERING DECISION FORM

	BOTTOM LINE-BETTING LINE RANKS					PRIMARY										SUPPLEMENTAL									
	1	2	3	4	5	B	E	L	C	T	H	F	W	S	E	T	T	T	T	T	T	T	T	T	
						L	R	R	R	R	R	R	R	F	X	N	T	P	N	S	P	P	N	S	
BOURB						7	5	2	4	4	2	2	4	3	3	3	3	4	2	2				1	
612 8			32.80			5	3	1	3	3	2	1	3	1	1	3	3	3	2	1				2	
HURRY						3	2	4	2	1	2	3	4	2	4	2	2	3	2	2				3	
612 7	13.80					5	2	4	4	2	4	5	4	5	4	1	3	2	4	4				4	
CALYP						3	1	3	1	2	2	1	1	1	1	1	1	1	1	2				5	
612 5			15.60			6	3	2	3	3	1	4	4	4	2	4	4	4	2	2				6	
HUNDR						2	1	1	1	1	1	1	1	1	1	1	1	1	1	1				7	
612 1						4	1	3	2	3	3	3	2	3	3	2	3	1	3	3				8	
GLORY						5	2	2	2	1	1	2	4	1	3	2	2	2	2	4				9	
611 8	9.00					3	1	4	2	3	4	4	2	4	4	2	2	2	2	3				10	
SPRUC						9	6	1	5	2	1	6	5	4	3	4	4	5	4	3				11	
611 7						8	1	6	3	4	6	6	5	6	6	4	6	4	6	6				12	
BETTI						7	3	2	3	3	2	3	2	2	1	4	4	4	3	3				13	
611 5	8.40					4	3	2	2	3	2	2	2	2	2	2	2	2	2	2				14	
BE IN						9	5	1	2	4	2	4	5	4	2	5	5	5	4	4				15	
606 7			13.20			2	3	1	1	1	1	1	1	1	1	1	1	1	1	1				16	
SOMEW						6	2	4	3	5	6	3	2	3	3	3	3	2	3	2				17	
606 5	8.20					3	1	4	3	1	3	4	4	4	4	2	2	4	3	4				18	
LORD						2	2	1	1	1	1	1	1	1	1	1	1	1	1	1				19	
606 2			7.40			3	2	2	2	1	1	2	3	2	1	2	1	3	1	1				20	
GOLDE																									
604 8																									
TROYS																									
604 7			LOST																						
BRIGH																									
604 3			13.00																						
CURIT																									
530 7			13.00																						
FAITH																									
530 3			10.80																						
THIS																									
501 8	8.40																								
BROWN																									
501 7			15.60																						
INVER																									
501 6			21.60																						
LADY																									
501 5	39.60																								
SMOOT																									
742510		9.80																							
TOT																									
WIN	6	1	9	3																					
TOT																									
MUT	87.40	9.80	143.00	44.80																					
AVE																									
MUT	14.57	9.80	15.89	14.93																					
AVE																									
BAL	3.2	3.0	5.1	6.7																					

NOT INCLUDED
(9.40) IN SUMMARY

OK
28.40

NOT INCLUDED
7.00 IN SUMMARY

SUMMARY

RACES BET - 20

TOTAL BET \$10 PER HORSE - \$ 400.00

GROSS RETURN - \$1,343.00

NET RETURN - \$ 843.00

SUMMARY
 RACES BET - 20
 TOTAL BET \$10 PER HORSE - \$ 400.00
 GROSS RETURN - \$1,343.00
 NET RETURN - \$ 943.00

DOC COMMENTS: As you can see, this Northern California client does not go regularly to the track. His report is cumulative from 4/25 through 6/12. So, it took him about a month and a half to get in 20 races. We have a number of clients who go less often than others, but they make a profit too.

SARTIN METHODOLOGY
SA -- WAGERING DECISION FORM -- WIN

BOTTOM LINE-BETTING LINE RANKS					PRIMARY							SUPP				FRAC			P	#	
1	2	3	4	5	B L R	E P R	L P R	C P R	T P R	H T E	F W	S P N	E T P	T P	E L	N	A S S				
PUDDY																					
0324 6		17.40				4	2	2	1	3	2	2	(2)	1	2	2	2	2	2	2	1
LAZAR																					
0324 3			11.20			4	5	1	3	1	1	3	3	2	2	2	2	3	1	1	2
TWILI																					
0321 7			15.40			4	2	4	1	2	4	3	3	3	3	1	3	2	4	4	3
A KIN																					
0321 6	41.00					2	1	2	1	1	2	1	(1)	1	1	1	1	1	1	1	4
DIXIE																					
0321 5	8.20					4	4	1	1	3	1	1	(1)	1	1	1	1	4	1	1	5
SIR D																					
0321 4	16.60					3	1	5	2	1	2	1	3	1	1	2	2	3	2	2	6
																					7
0124 9	MISSED																				
HONES																					
0124 8	PASSED					4	2	2	1	3	2	2	1	1	1	1	2	2	2	1	8
PHAEN				25.00		8	1	4	5	3	5	3	4	4	5	5	5	2	5	5	9
0124 7																					
CYRAN		21.20				6	5	1	2	4	2	4	1	3	1	2	2	4	2	2	10
GRAND																					
0124 3				50.40		3	3	4	4	5	4	3	(2)	4	4	2	2	2	2	1	11
																					12
0124 2	MISSED																				
																					13
0124 1	MISSED																				
																					14
0123 9	MISSED																				
DOOR																					
0123 8			30.20			4	1	4	3	4	4	1	(1)	2	4	1	1	1	1	3	15
STOP																					
0123 7			9.80			5	3	2	3	4	4	3	(1)	2	2	2	2	1	2	2	16
RENEW																					
0123 5				10.80		6	4	2	4	6	3	3	(1)	4	2	5	3	2	1	1	17
																					18
0123 4	MISSED																				
NATIV																					
0123 2			11.20			6	4	2	2	6	3	4	2	3	2	3	3	2	3	2	19
GOLDF																					
0123 1		13.60				4	3	1	2	1	1	2	2	2	1	2	2	2	2	1	20
TOT																					
WIN	3	3	5	3																	
TOT																					
MUT	65.80	52.20	77.80	86.20																	
AVE																					
MUT	21.93	17.40	15.56	28.73																	
AVE																					
BAL	3.0	4.7	4.6	5.7																	
RACES BET -----19																					
RACES PASSED ----- 1																					
RACES MISSED (LOST)--- 5																					
RACES WON -----14																					
AMOUNT BET-----\$380																					
GROSS RETURN----- \$1,410																					
NET PROFIT----- \$1,030																					

You've seen some enormous profits per 20 race cycle in previous Follow Up's. I did not include those kinds of reports here. They can be intimidating and often discouraging. These reports represent more of an average. That doesn't mean you should not strive to equal the level of the best.

These computerized Wagering Decision Forms, some BEFORE, others AFTER HIDES, were sent to me voluntarily by clients throughout the U.S. and Canada. They all come from very nice, decent people but perhaps with less ego than most, since they all followed directions. Yet, the few of you who are not duplicating their results, are also very nice, decent people. So where does the difference lie?

It's not in native intelligence. Many non-winners have higher IQ's than our winners. Higher, that is in non-stochastic activities. IQ's that are perhaps too high to accept directions from me. Most non-winners have a wider range of interest than winners. They read about more esoteric matters dealing with the philosophical and spiritual. By their very nature, they are seeking great truths beyond the ken of most humans and cannot accept that certain truths about handicapping beyond the ken of most have been solved.

Thus, they should not be involved in any stochastic activity where they have to invest more than \$2 of their money on a given prospect. Then they constantly experiment beyond experimentation. They fiddle with adjustments, they tamper with pace lines, they see erroneous promise in false contenders. They seem to wake up in a brand new world each morning. In short they are the Dreamers; each very much like a proverbial Don Quixote or an ancient alchemist seeking to turn lead into gold. Essentially they're dreamers and in books and movies, Everybody loves dreamers.

They are very likable and interesting conversationalists; but for the most part, total losses when it comes winning at the races.

There are notable exceptions: Steve Schmidt and Dennis Mikkleson come immediately to mind. They are intellectuals, spiritually inclined to good deeds, who involve their lives in causes. Dennis as a longtime counselor; Steve volunteering, along with his wife, as mentors in a maximum security prison, working with adults.

Both are unquestionably smarter than I am. Yet they follow directions without question or, if they have questions, come to Beaumont where we go to lunch and find mutually acceptable answers.

Both these gentlemen, and several more I could name, are highly spiritual, intellectual, philosophical and constant seekers of esoteric. Yet they have a highly active practical side to their nature as measured by capital gains taxes high enough to demand consistently winning at the races. They, and those like them, have added one more factor to their bent toward spiritual and philosophical esoterica: WILL!

While they are also dreamers, they can put their dreams aside and summon the will power essential to the task of following an easy set of someone else's directions to consistently win. If those directions were not accurate, they'd find some that were.

In fact before joining us, they did try virtually every method on the market. Their **will to win**, despite the adversity experienced trying those other methods, led them to us. Their will gave them the power to subordinate their ego to another's without loss of personal worth.

It is easy for a person to subordinate his/her egos to that of another when that person has little

self-worth, at least in the field of handicapping. Just listen to the hundreds who go around race tracks and betting parlors asking strangers, "Whojalike?" Check the sales for Selection Cards sold in liquor stores, outside tracks and at the counters of off-site wagering centers. Check the lucrative services, like the one I paid \$56 for in order to test the handicapping abilities of a guy I never met who called me a fraud.

So far, in tandem with his partner, their picks have lost their clients a small fortune at Del Mar.

Winners don't care whodoyalike or who anyone else "likes." They rely only on themselves and their Method, even when they're in the company of others who share their determination and their Method. They depend on **no one** except themselves.

So, naturally, they're not inclined to be wimps or wisps which, though it pains me to say it, a minute few of our non-winners are. Shaming themselves by asking, or being intimidated into taking, the advice of others. Those others may be friends or total strangers. Like the guy about to bet CHARISMATIC in the Derby who failed to do so because some stranger told him the horse lacked proper "dosage."

Whoever this was, he's not a Methodologist. He's a computer user who just happens to be using one of our computer programs.

The sub-title of this piece is **Bettor's Choice**. That means repeating a few things already stated in this issue. Yet repetition is often the only way to elicit comprehension.

Look at your options, not someone else's. Mark Cramer says he'll bet three horses when they're all overlays. That's one option. I use it rarely but when I do it yields profit. My chief option is based purely on having a "feeling" of when to pass. It remains a feeling despite the submissions of those who won the PASS contest. No structured guidelines for passing are consistent at every track. For example, I won a number of high paying races at Hawthorne, Pimlico and Ellis Park where most of the PASS guidelines for other tracks were ignored.

Mainstream guidelines for passing or elimination are the most costly, they tend to leave out virtually all double-digit winners. It is absolute folly to make a rule demanding that you hide favorites and wager only on overlays. However, the two horse win bettor has the greatest option of all. When anxiety takes over and one simply must bet on an UNDERlay, the second wager can be made on the highest paying OVERLAY in BL/BL's first 3, or in special instances, 4 contenders.

This always leads to the question: Which ONE?

The answer is in your Wagering Decision Form **records**. Focus, visualize and meditate on these printouts and you'll begin to get an innate "feeling" to know which "other" horse to bet. Soon you'll be wondering why you were ever in doubt.

People who will not make the effort to focus, visualize and then meditate on the results seen on the Wagering Decision Form have built for themselves a handicap that can be insurmountable.

This is also true of those who are hooked on ARBITRARY COROLLARY standards and demand specific rankings for a horse even though it's in the first three (or 4 when applicable) Tier Levels of BL/BL (after hides). They steadfastly refuse to alter this stubborn road to losing regardless of consequences. They simply refuse to accept the fact that standing at the finish line of most races,

the first three or four finishers will go by in a blink of the eye. Or that the first two will be separated only by a head-bob, as in the WHITNEY at Saratoga.

This is why, were I an owner, I'd race only Unicorns. That extra horn on their nose means they'd win all photo finishes based on head bobs.

SUMMARY: It's YOU, not I, who must make your bets. Your anxiety level will determine the minimum odds you will accept. Learn to "feel" races that should be passed without passing races offering good value. This can be accomplished only through practice and deep study of the readouts on your Wagering Decision Form, before and AFTER hides.

Constant practice in following directions has been responsible for the letters in Vox Pop. Follow the same procedure and your letter will be published with those who are consistent WINNERS of races and money.

Again, and most important, BL/BL TIER LEVELS ARE NOT RANKINGS!

One program does it all...

Synthesis for TrackMaster with **MULTI-TRACK WAGERING DECISION FORM**

Handicap and wager as many tracks as you choose without having to change files – 20 STRAIGHT RACES – tracks of your choice all on ONE SHEET.

- FOR PHONE, YOUTUBE, OR ON SITE WAGERCAPPING
- VISUALIZE WHICH **TIER** YOUR OVERLAYS ARE COMING FROM

The new Synthesis Wagering Decision Form with TrackMaster download will turn more non-winners into successful WAGERCAPPERS than any previous program. Whether it's used on the spot or from next day Result Chart entry as a visualization tool. The only problem has been when a single track or even two tracks have failed to produce enough overlays to make you a profit.

Now Wagercap as many tracks as you like simultaneously and smoothly without having to go back and change files. Treats as many tracks as you wish as you would one track – FAST – EASY – EFFICIENT – and USER FRIENDLY!

TRADE IN YOUR TRACKMASTER SYNTHESIS
& WAGERING DECISION FORM
AND UPGRADE FOR ONLY **\$50**

Don't have the Wagering Decision Form program?
TRADE IN YOUR TRACKMASTER SYNTHESIS
& GET THIS PROGRAM FOR **\$199**

SPECIAL PRICING!! UPGRADE TO SYNTHESIS!

From PL3 and include the new WDF/TrackMaster Program - \$628

From PL4 and include the new WDF/TrackMaster Program - \$578

A \$50 SAVINGS!

If you purchased the Wagering Decision Form (for TrackMaster) after May 15th, 1999 and want this all-in-one version... just return both programs (TrackMaster and WDF) with a check for \$20

Cracking the Corollary Code

All of our Corollaries are based on the three Incremental fractions of a race. **Nothing** else. When I read articles, or even some client letters, saying there is only *so much* that can be done with those three fractions, I have to laugh. So does programmer Guy Wadsworth. He's been with me for nine years and each time he hears this "you can only *do so much*" inanity, he laughs louder than I do since he's the one who has to translate my convoluted formulae into computer language.

Last issue I promised go through various graphs we didn't address in the first two segments of this article. First, a graph that is apparently seldom used by most clients, but is quite revealing:

THE EARLY-LATE POTENTIAL GRAPH -The emphasis here is on *potential*. Since all potential is based on Total Energy, rather than assumed running style, this graph will serve you best as a handicapping **decision** tool, whereas the **Early-Late Difference Graph** is best used in making an accurate **Profile**.

Early/Late Energy Potential Graph -- ATM

#	NAME	L	N	EARLY	R	LATE	R	TOTAL	R	BAL
1	CALIF	1	1	79.17	3	76.78	4	168.46	4	7
2	RIVER	1	1	78.43	4	76.98	3	167.17	5	7
3	COMMA	1	1	79.36	1	77.01	2	169.07	2	3
4	WINNI	2	3	79.34	2	77.81	1	169.82	1	3
5	ROCKW	1	2	79.34	2	76.75	5	168.77	3	7

BAL COLUMN: LOW = BEST

WINNING won this race, paying \$12.20. For Win only, our first step is to narrow the field the five top ranked contenders on the Primary Corollary screen.

SYNTHESIS Composite -- ATM

#	NAME	L	N	T	SR	EPR	LPR	CPR	TT	HE	FW	FX	LS	RANK	FX	Σ	TS	T/PP	R
1	VOON	2	2		81	5	7	7	6	7	7	9	48	9	9	9	9	95.28	-9
2	ODT	2	2		81	2	9	5	3	8	4	7	38	7	7	7	8	95.84	-7
3	CALIF	1	1		85	3	4	2	7	6	2	2	26	3	2	5	3	96.27	-4
4	RIVER	1	1		86	7	3	3	8	2	6	6	35	5	6	4	5	95.93	-6
5	VOON	1	2		83	4	8	6	5	9	5	8	45	8	8	8	7	96.22	-5
6	COMMA	1	1		87	1	5	2	2	4	1	4	19	2	4	2	2	96.52	-2
7	WINNI	2	3		92	6	1	1	1	1	3	1	14	1	1	1	1	97.01	-1
8	ROCKW	1	2		86	4	6	3	4	5	3	5	30	4	5	6	4	96.35	-3
9	VOON	3	2		86	8	2	4	9	3	8	3	37	6	3	3	6	95.68	-8

Note that AFTER HIDES, WINNING ranks 4th on the EPR (Early Pace Rating) Primary Corollary.

SYNTHESIS Composite -- ATM

#	NAME	L	N	T	SR	EPR	LPR	CPR	TT	HE	FW	FX	LS	RANK	FX	Σ	TS	T/PP	R
1	CALIF1	1			85	2	3	2	4	5	2	2	20	3	2	4	3	96.27	-4
2	RIVER1	1			86	5	2	3	5	2	4	5	26	5	5	3	5	95.93	-5
3	COMMA1	1			87	1	4	2	2	3	1	3	16	2	3	2	2	96.52	-2
4	WINNI2	3			92	4	1	1	1	1	3	1	12	1	1	1	1	97.01	-1
5	ROCKW1	2			86	3	5	3	3	4	3	4	25	4	4	5	4	96.35	-3

For this reason a lot of clients indoctrinated with the idea that Early Pace is a dominant factor, eliminated this winner. Those viewing the Early-Late DIFFERENCE Graph also saw WINNING as the horse with the most Late of all contenders.

Late/Early Difference Graph -- ATM

#	NAME	LN	N	DIF	LATE	EARLY	TOTAL	R
1	CALIF	1	1	7.8			168.46	-4
2	RIVER	1	1	-2.2			167.17	-5
3	COMMA	1	1	9.2			169.07	-2
4	WINNI	2	3	-6.4			169.82	-1
5	ROCKW	1	2	8.4			168.77	-3

Apparently they failed to notice - or accept - the viability of the Early-Late POTENTIAL Graph:

THE EARLY-LATE POTENTIAL GRAPH

Early/Late Energy Potential Graph -- ATM

#	NAME	L	N	EARLY	R	LATE	R	TOTAL	R	BAL
1	CALIF	1	1	79.17	3	76.78	4	168.46	4	7
2	RIVER	1	1	78.43	4	76.98	3	167.17	5	7
3	COMMA	1	1	79.36	1	77.01	2	168.07	2	3
4	WINNI	2	3	79.34	2	77.81	1	169.82	1	3
5	ROCKW	1	2	79.34	2	76.75	5	168.77	3	7

BAL COLUMN: LOW = BEST

We see now that WINNING is tied for SECOND Earliest horse in the top 5 contenders. He also has the most Late Potential. The horse with which he's tied on Early, is FIFTH in Late Potential. COMMA, highest Early Potential and 2nd highest Late Potential, would be the other bet. It finished last. Another good reason for two horse win betting.

This graph also produces Total Pace Potential (WINNING ranks FIRST). Also BALANCE. These factors, all on this one screen, are vital to anyone who likes to analyze races before making a decision.

On the other hand, many have given up trying to so thoroughly analyze races in their mostly futile attempt to be "Handicappers." A good idea for most since they tend to overanalyze and reach conclusions that become unsound through subjectivity and are decidedly unscientific.






If you find yourself confused when trying to thoroughly analyze corollaries and graphs, bear in mind that to win consistently all the Wagercapper needs to avoid any confusion, are the Rankings from the Primary and Supplemental Line Scores and BL/BL, plus the Wagering Decision Form program.

Learn to model from BL/BL Tiers instead of drowning your mental ship of state in an ocean of factors that you may find confusing. If the cure for Losing is Winning, then the cure for confusion is to merely avoid putting yourself in a position to be confused.

To most clients the least useful and most confusing graph is the BOTH-AND graph. It divides the race in half and shows in **percentages** the degree of Early-Sustained. It was created to correct the popular notion the horses run either Early, Late or Even. For the experienced percentage analyst this graph may be revealing. To someone who is bedridden and has ample time for playing with figures and percentages, this graph might also offer comfort in passing time.

For someone looking for the most simple way to win, it is virtually useless. I've never won or lost a race or dime with it. My advice, forget it. It will never appear in another program.

Early-Sustained BOTH/AND Difference Graphic -- ATM

#	NAME	L	N		XEARLY	XSUST	
1	CALIF	1	1	54.4			45.6
2	RIVER	1	1	48.8			51.2
3	COMMA	1	1	55.2			44.8
4	WINNI	2	3	48.5			53.5
5	ROCKW	1	2	54.7			45.3

The Pace Match-Up and Incremental Match-Up graphs are two of the most useful ones in our tool chest. The Pace Match Up uses 1st and 2nd Call and Final Time to help you visualize today's Match-Up. The Incremental Graph shows each contender's position by Fractions, 1-2 and 3, with a slight weighting of Total Pace at the end so that you won't confuse the final fraction position with Finish as so many did with Thoromation. On this Graph 3F+Total Pace does indicate projected FINAL position.

Both graphs are correct much of the time, but you still have to have to look at the CALL and FRACTIONAL positions and the horses that are projected 2nd and 3rd and compare them with Prime Corollary Rankings.

For those who like to think they understand the Match-Up, these graphs provide a superior analysis. I prefer the FRACTIONAL graph because I like to see if a horse made a move in FRACTION Two. Note that WINNING did. However, the move is shown only on the Incremental Pace Graph. It goes undetected on the Pace Graph.

Pace Match Up Graphic -- ATM

# NAME L N T	1C R	2C R	FT R
PACE	22.20	45.26	122.58
1 CALIF 1	22.20- 1	45.42- 3	123.40- 3
2 RIVER 1	23.16- 5	46.44- 5	123.59- 5
3 COMMA 1	22.57- 3	45.26- 1	123.32- 2
4 WINNI 2 3	22.81- 4	46.03- 4	122.58- 1
5 ROCKW 2	22.47- 2	45.31- 2	123.56- 4

INCREMENTAL MATCH-UP -- ATM

9 7

# NAME	1F	2F	3F+TOTAL PACE
1 CALIF	1->	4->	3->
2 RIVER		4->	5->
3 COMMA	3->	1->	2->
4 WINNI	4->	3->	1->
5 ROCKW	2->	2->	4->

Earlier I said that the Early-Late DIFFERENCE graph is a superior PROFILING tool. It is meant less to profile (or Model) winners, per se, as it is to PROFILE profitable wagering opportunities. It gives you a PROFIT MODEL derived from YOUR records. If you find, as so many have, that Sustained or Late Winners pay more than Early ones, you have a weapon not available to the racing public. Just be sure that YOUR own records make up your PROFILE. Please don't let me hear myself being quoted as saying that ALL overlays run late. That is NOT what I'm saying. I AM saying to keep an Early-Late Difference Model/Profile based on Profit.

Here's an example of two races from the current Del Mar meet. Note that when the winner is predominantly EARLY, it pays \$4.80.

ENR0726- 2 6.00 \$25,000

# PHNAME Ld N T		LATE EARLY	TOT R
1 1 SANTA J	10.0	----->	169.4 2
2 2 QUEENIE	2.3	-----> W	169.1 4
3 4 FRANT 3	12.4	----->	169.1 3
4 5 ENABRI	7.0	----->	169.5 5
5 6 GREND 3	24.2	-----> P	170.3 1

EX-L V-L M-L M-B V-B EX-B

2-Queenie J 4.80 2.80 2.40

6-Grend 3.20 2.80

5-Enabru 3.20

Time-0:21.97, 0:44.93, 0:57.34, 1:10.14. Clear & Fast.

By contrast, the Late running winner pays \$13.20. This E-L condition prevailed at Hollywood, Belmont, Hastings, and Emerald during those periods when those tracks produced so many low priced Early winners.

Knowing how the low priced winners run, compared to the Overlays, is one good way to know which races to pass and which might yield overlay dividends for consistent profit. The racing public is still afflicted with early-itis, based on position calls, not Energy Exertion. Hence they tend to bet down the apparent Early horses, ignoring non-Early.

In all future programs we will use text graphs as in the E-L Difference Graphs shown above. This way no one should have trouble printing them. Note also that I've inserted a new feature that will show the degree of Early or Late; < >, Virtually Even, M(edium) Early or Late, V(ery) Early or Late, and EX(tremely) Early or Late.

DMR0728- 6 11.0T \$75,000

#	PN	NAME	Ld	N	T	LATE EARLY	TOT	R
W 1	2	VYATK2	1	-15.5			165.4	3
p 2	5	SIERR1	1	-13.4			165.4	2
3	6	UP AT2		-17.9			164.5	4
4	8	CHENI2		-24.0			163.8	5
5	9	RARE 1		-10.4			166.2	1
EX-L V-L M-L <E> M-E V-E EX-E								

DMR JUL 28, 1999(WED) -- FULL CHARTS

6 STK 3+E \$75,000 11.0T EM Cloudy PET=214.0 PR=91 TV=-1

2-VYATKA (BRZ)	7	9.60	7	9.50	1	1.10	1	0.00	88	5.60
5-SIERRA VIRGEN	5	8.00	5	7.00	2	1.30	2	2.00	87	3.30
7-CELIBATAIRE (FR)	4	6.00	4	6.00	3	1.20	3	3.00	86	11.20
3-STERLING HEIGHT	8	11.60	8	11.00	4	3.30	4	3.10	86	13.60
9-RARE CHARMER	2	2.50	2	1.50	5	0.00	5	3.40	86	5.90
1-QUEEN DOUNA (FR)	1	0.00	1	0.00	6	0.10	6	3.90	85	1.70
8-CHENILLE (IRE)	3	4.00	3	4.50	7	6.30	7	13.90	79	7.60
6-UP AT THE TOP (6	8.10	6	7.50	8	8.80	8	19.40	76	25.10
TIMES:		47.9	112.8	214.6						

SCRATCHED Gleeefully, Morini (GB)

2-VYATKA (BRZ)	13.20	6.00	5.00
5-SIERRA VIRGEN		4.40	3.80
7-CELIBATAIRE (FR)			6.20

Exacta	2-5	23.20
Quinella	2-5	19.40



TOOLS, TOOLS, TOOLS

BY THE 'CAPPER

"Our doubts are our traitors." This quote comes from none other than that famous 16th century handicapper William Shakespeare. Shakespeare a handicapper? I don't think so. However, his words certainly identify the bane of many a horse player in any betting venue, and we see it repeat itself again and again, race after race. Can I be right? Have I overlooked some key factor?

How do we overcome our doubts? Use the TOOLS of the Methodology.

What are the tools of the Methodology? First on the list is the Doc himself. Without the Doc there are no programs and there is no Follow Up. Second is the Follow Up which you need before you receive any programs. Next are the programs. And following the programs are manuals, tapes and videos. And last but not least is the Office staff. They are all there for us to use, to help erase any DOUBT we may have as we approach the investment windows. Into a handicapping toolbox place the programs and manuals.

Let's look now inside our toolbox at the programs. The programs are our tools, items that you and I can use to do the WORK of handicapping horse races for profit. They are not black boxes or crystal balls. Of and by themselves they are not much good; with the proper handling they allow us to create masterpieces of winning mutuels.

Opening the tool box I find Synthesis. This is a very special tool. Unlike a hammer or a screwdriver which have very specific and limiting functions Synthesis is more like a power drill. With the drill you can do a variety of tasks ranging from sanding, routing, polishing, sharpening and even hole drilling and screw insertion and removal. With Synthesis you have the ability to look at past performances from a variety of aspects-- fractals, entropy, energy, graphs, primary corollaries and secondary corollaries, and Bottom Line Betting Line. As a product of and for the handicapping revolution Synthesis is a tool that incorporates previous profitable programs. It does not leave out aspects with which we have become familiar, aspects like POR/POH, Both/And, and Pace Potential. Synthesis then is a multi-faceted tool developed for our use without abandoning successful techniques but incorporating them for our use.

Masterpieces are created by craftsmen who know how to use their tools. Our masterpieces are double digit mutuels, triple digit exotics and beyond. Each of us must be the craftsman who is able to use the programs, to erase all doubts as we invest our unlovable assets.

Each craftsman has their own specialty, some technique or approach that singles out their work making it unique. And so it is with Synthesis. Each of us as a handicapping craftsman will find the combination of corollaries and pace line selection that produces winners. It IS work. It DOES pay off.

Like a craftsman who can see the finished product before he begins, we must visualize the results of our efforts. We must not be swayed by the noise around us just as the craftsman is not swayed by the work of others. He may be influenced by the work of other craftsmen, what he

actually sees not what he hears, but he still creates his own product. And he is neither swayed nor influenced by drawing board ideas which have not been validated maybe never even tried. Nor is he swayed by what everyone else is doing. Like Buddy Alvarado we must eschew the mainstream and rely on our own abilities to convert past performances into current profit.

We are the craftsmen who will use Synthesis. Just as we are individuals so to will our approach to the windows reflect a personal, unique use of the handicapping process. Just as some craftsmen are able to create so much more from the same raw materials and the same tools so some of you will be able to use Synthesis in approaching the exotic wagers in a much more profitable manner. Some of us will be mechanics. Some of us will be artisans. We can all be profitable. It is up to each of us; and, like any trade, it is relative to the manner in which we employ our methods.

Work and insight help us to see how the races will unfold, where there is a profit to be made, when to pass a race or to invest. We see this in the Follow Up where we, the clients, both provide information and receive information based on the reports of other clients. It is not fantasy. The results are there. The results are repeated time and time again by Methodology craftsmen who use the tools as guides and do the work that turns out the masterpieces.

The latest addition to the tool bag is the Wagering Decision Form or WDF. Here is a program that will let us see how we handicapped each race. It is a tool that is an add on to Synthesis.

It shows where our Bottom Line Betting Line contenders actually finished the race. It is another aspect of the Synthesis program that provides a record keeping function for those of us who sometimes get behind in recording our data. With WDF there is a print out that allows us to see from which of the five Bottom Line Betting Line levels the winner came. Using the print out we can see the tiers where the winners are coming from as well as be able to see how the winner looked in both primary and secondary corollaries. The important aspect for craftsmen is we see from which tiers and combinations of corollaries the winners emerge as a result of OUR information input and decision making.

Inanimate are the tools. They are lifeless inorganic things. It is up to each of us as handicappers to bring these implements to life - to patiently sift through the past performances selecting the lines and contenders from which the winners will emerge. Confidently, not hastily, use YOUR skills to discern the most profitable and most probable winners from the several readouts available to you.


In order to be a profitable craftsman we must be able to invest from our own successful wagering history. If you do not have a successful history then use the tools to create one and let winning be your new habit, a habit fueled by your personal triumphs and confidence.

USE the tools. Wield these tools according to the guidelines. Apply the results of the tools to the final outcome - a successful wager.

Eliminate doubt from the list of traitors to your parimutuel success.

The 'Capper here with a race day reminder....work the plan, be profitable.

'Til next time.



Hi Doc:

I have been knocking them dead at EMD – mutuals average well over \$10 and I've been winning over 60% of the Pick 3s (select an average of 3 horses for each race since a few of my first two levels are favorites or the 3d appears from the P/S indicators as a potential winner).

I think of you often. Hope you are doing great.
D.F., Washington

A POSTCARD FROM A VACATIONING CLIENT –

Dear Sartin Family

Just a quick note again to say "Thank You". My first vacation in 5 years. Did it with several good "investments" and making \$2500 2 weekends in a row. Paid off all my credit cards. Still had money left. Went white water rafting in Cascade mountains, went to a town styled like one in Germany - 30 different kinds of beer... Thank you all.

C.K., Texas

Hi Doc,

Took some time off - back to working races and betting again. Here is my 1st 20 race cycle. Been driving over the road, but get home on weekends to bet horses. Will be teaching my wife Karen to handicap soon so she can start winning some money.

Notice I included F/L Diff when using best S.C. Been modeling this graph and this Factor alone proves to point to winner in most races.

Extremely pleased with Synthesis and I thank you.

R.A., Indiana

Hey Doc,

You know, I've always thought that the "leave while you're ahead" attitude was a good strategy for players of casino (that is, games with a negative expectation). I didn't really think it applied to investment opportunities where one had a method that produced a significant profit (long term positive expectation).

However, in light of your recent mention of the "leave while ahead" tactic, I have realized that there are a number of very good reasons to employ it after one has reached a certain profit goal for the day.

1) Psychology: Leaving when ahead will produce a more consistent winning day pattern. Very healthy - keeps confidence high.

2) Fatigue: It avoids the fatigue factor that sets in either after so many races or in the middle/late afternoon. This is one reason why I prefer to invest at eastern tracks even though I live on the west coast. Post time for me becomes 10 AM instead of 1 PM, and the card is usually done before 'siesta' time (3 PM to 5 PM when the body's daily energy level usually takes a dip).

3) I did think of a third reason, but I can't seem to remember it now – (it's 4:30 PM, siesta time) Hasta luego amigo,
P.B., California

Shane!

Hey, thanks a million for getting me set up on synthesis! The downloading to the Trkmast directory is a snap.

Bert Mayne, New York

DOC COMMENTS: A lot of you keep asking about Bert Mayne. Here's a recent e-mail.

Howard,

"The first four finishers often go by in the blink of an eye." Thanks for an excellent reminder that the margins separating finishers are often measured in hundredths of a second. This is especially useful for me as a Methodologist who hasn't seen a racetrack in two years.

Thanks,

D.B., California

Dear Doc, Shane, Mary and all the staff,

Let me now say that Synthesis is, without a doubt, the ultimate in handicapping programs. I started down this road nearly ten years ago with Scott's "Investing at the Racetrack", then bought a handheld armed with a velocity program based on Tom Brohamer's fine book which was, of course, only an extension of your Methodology. Having had good success with that I joined your group and purchased Synergetic Match Up from you several years ago. Kind of got away from racing for the past couple of years but having just retired at 55, I'm back for good.

My wins come from my top 3 almost exclusively and that along with the Early/Late and a quick look at the pace match up give me a picture that is meaningful. I stress, FOR ME, since I believe and as you have often said, that you must make the Methodology and the program you use your own. The answer is there.

For the last two weeks playing four tracks (no more than 2 a day) my ROI has stayed above 70%. The last three days (only playing 1 track a day - Hia & Spt) I handicapped 19 races with the winner coming out of my top three 19 times. I played 16 of the races and won 15.

One additional thing. I have Synthesis installed on a Gateway notebook that I take with me to the OTB. I have found that the scratch of a top horse can alter your printout dramatically. Being able to re-look at the race without the horse is much more meaningful than simply drawing a line through it on your printout. This has allowed me to cash tickets that I would have otherwise torn up.

My thanks for all your work, for a great program, for your tapes and publications and also a personal thanks to Sam Wada.

B.Z., Alabama

A COMMENT FROM THE REGISTRATION FORM

Re: Synthesis

Very "user-friendly". Amazing! Thank you.

R.M., New York

Greetings,

Shane, I just returned to the fold about 6 months ago and in reading the Follow Up I have been reading of flat bets on two horses to win as well as win and place and across the board bets.

The last I remember, from about 2 years ago, I was supposed to split my bet 60/40 based upon the odds.

I understand that I am to wager upon the two highest overlays in the top three BL/BL. What I don't understand is how I should wager on each horse.

Please shed some light on this for me.

B.H., Texas

DOC COMMENTS: Per the Follow Up, use lots of judgement in back up bets. Show - especially, unless odds warrant. IF you demand 5-2, bet 50-50. If you'll take less than 5-2, bet 60-40 as before.

Hi Shane,

Thanks very much to you and Doc for your help on wagercapping issues. Until now, I had never given much thought to passing races on the basis of odds, so Doc's article on the subject in Follow Up 75 provided realistic guidelines which are a big help. Thanks again.

P.C., New Jersey

Dear Dr. Sartin

Enclosed is my check for follow Up renewal. Also here are two recent Wagering Decision Forms - one from CD and the other from HAW.

The 29th was an excellent day - SYNT turned \$24 into \$119.

Sincerely and God Bless

R.B., Indiana

DOC COMMENTS: Betting \$24 for a return of \$119 is almost a 500% NET ROI. All in one day. It is happening regularly as a result of the Wagering Decision Form program and following directions.

TOTAL ENERGY: New Discoveries

A 600 RACE TEST

We've just concluded a test of 600 races to determine the predictive power of Total Energy alone. In 600 races only 12 horses won with a TE Ranking over 5; one of those was 6th. We counted all these as losses regardless of any other readouts, many of which improved their BL/BL Tier Level. Remember, this was a test of Total Energy only. Over half the losses came in races that were either Projected or Xtracted.

For testing purposes, no horse was Hidden based on odds. All favorites were included. This was to avoid the possibility that Early horses would be discriminated against. I must stress, the test was for WIN only. Place horses did not fare as well on Total Energy, but did very well on readouts designed to determine Counter Energy or High Deceleration Ratios where the Velocity/Energy readouts were not Ranked in the top 5.

If you like, you can test this for yourself. Go back over all your old Follow Ups and check the readouts. They represent but a fraction of the races we've received since the advent of the Pace Launcher/Synthesis series. Only on very rare occasions did this test include races handicapped by myself, Aline Best, or Shane. Guy handicapped only 36 of the races but stored the data for all the races on his new, enlarged capacity computer. We wanted the test to be dominated by the results of races done by clients. For the purpose of speedy results, most of the races were downloaded from TrackMaster. But a goodly number came from clients who still hand enter, and half a dozen were done with Pace Launcher 4.

Having stressed the fact that, based on Total Energy only, 12 of the races tested were won when winners had a Total Energy Ranking over 5. Let's turn that around and see how many were won by the Top 5 in TE. It comes to 98%.

When examining losses, my research team found that they occurred most often when clients failed to reduce a field to six horses based on our instructions to restrict their contenders to those with the top five SR's and ties. The parties most guilty were those who entered too many horses that did not qualify by the guidelines published in the Pace Launcher manuals and in subsequent Follow Ups. Others were guilty of making adjustments, altering pacelines or eliminating winners from their readouts because of subjective reasons not based on any guideline ever published by O. Henry House.

Tracks tested were Belmont, Delaware, Pimlico, Lone Star, Hawthorne, Oaklawn, Golden Gate, Hollywood, Emerald, and Churchill Downs. However, there was a smattering of races sent by clients from virtually every track in North America, including four tracks in Canada: Woodbine, Hastings, Northlands, and Stampede Park.

More on this, plus documentation, will be the feature article in Follow Up 77.

FUTUREWORLD

Successful Handicapping in the 21st Century

19th Century Handicapping was dominated by man-made Class Figures and Weight assignments. These factors from British Racing lost some of their allure when American Racing began to dominate early in the 20th Century. Speed, measured by final time, gradually took over. In the late 1920's and early 30's Pace, or what passed for Pace, began to receive a lot of attention. Names like Jule Fink, Ray Taulbot and Hugh Matheson emerged as premier handicapping celebrities.

It wasn't really "Pace" however, not even in the pioneer teachings of Ray Taulbot or Hugh Matheson. Taulbot defined Pace in terms of the position of the horse relative to the pace of race at the 2nd Call, combined with final time. Matheson focused only on the last two quarter miles of a race; hard to do except at six furlongs a mile and (now) mile and an eighth, distances where the public can figure the final two quarter mile times.

He never said final two fractions, which are *not* always a quarter of a mile. Since there are 6 16ths in the final fraction of a 6.5 and mile and 1/16th race, and 7 16ths at 7 furlongs and a Mile and 1/8th, one wonders how Matheson made his figures, especially since his prominence preceded the age of computers. He must have been a good mathematician himself but never bothered to tell his readers how to extrapolate 16ths into quarters. It's not hard though few troubled to do it.

We all know that true Pace is Incremental Velocity and is based on speed at every increment of a race available from the DRF or Equibase - or, better still from TrackMaster, through which we've eliminated the old bugaboo of having to make any adjustments.

We receive a number of communications each week where the caller asks if he/she should get Synthesis now, or wait for Synthesis IIA. There will be no Synthesis IIA. Those who are winning with Synthesis are winning BIG and have little reason to spend their profits for another program. You've seen their letters in Vox Populi. Some even express outrage at those who are not winning with Synthesis, or even Pace Launcher 3 or Pace Launcher 4, for that matter.

Were I a system seller I'd rest on the laurels of Synthesis, spend my days at a wagering site and let the program and the betting decisions to which it points so clearly on BL/BL, serve my financial needs.

Since I don't have the instincts of a system seller, I still have that almost compulsive need to turn all clients into profit-making winners! This will require arrays that at least appear more simple, leaving little for current non-winners to evaluate, interpret or analyze. No ethical healing arts practitioner can turn away a client/patient with a disease and refuse to even attempt to cure it.

Waking up in the middle of many a night, turning on a light, grabbing a hand held calculator, pen, note pad and testing new sets of formulae is the only way I know how to do it. Then putting various formulae into a computer, testing them on hundreds of races, discarding things that seemed great at inception, and then finally finding a set of positive factors that not only work consistently, but are very simplistic in their output. Finally, producing a very special program that diagrams the ratio of Velocity and Deceleration by distance as viewed from an oscilloscopic readout.

The result of all this experimentation produced the origins of a program that will provide a highly simplistic set of readouts designed to allay all anxieties whose source is the need to make decisions from multiple choices. In short: to answer all the nagging questions we've received from non-winners who are confused by complexity and some of the terms derived from complexity.

The NEW DYNAMICS of VELOCITY & DECELERATION

It started with an old law in physics. I've also seen it "verified" in a number of works on handicapping. The theory is:

"For every unit of thrust or Velocity, there is an equal opposite unit of Deceleration."

In other words: Velocity and Deceleration theoretically end up equal. This theory or "Law" of physics pertained to Infinity as perceived by Newton and later by Stephen Hawking who once thought if you dropped a tea cup from a table and it broke on the floor, that ultimately, like in millions of years, the cup would reassemble itself and return back to the table.

This was Hawking's earlier view of Entropy: that Energy was constantly being dissipated, not to be replenished, causing the universe to shrink, destined ultimately to return to an earlier diminished form.

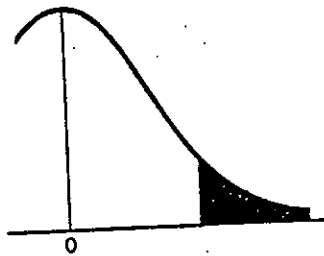
As his career, status and perception grew, so did Hawking's concepts about the nature of expansion and contraction of the universe(s) and of Velocity and Entropy. In horse racing Entropy is **DECELERATION**. Energy *NO LONGER AVAILABLE*. Why handicappers should cling to any concept that applies to infinity is beyond belief.

That old Equal-Opposite "law" does not apply to the various distances in horse racing. You can determine that for yourself by a simple bit of math. It is far too simple to be of any value in handicapping but adequate to demonstrate to yourself that velocity-decelerations differentials in racing are disparate.

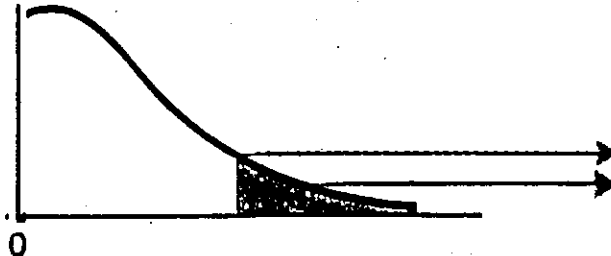
Sprint: F-1=22 (60 fps) F-3=25 (52.80 fps) Divide 52.80 by 50 = .88. The horse lost, or decelerated 12% of the energy with which it ran the first fraction. Now take a mile and 1/8th Route: F-1 45:4 (57.64 fps) F-3 39:2 (53.51 fps). Divide 53.51 by 57.64 = 98.83, or 7.17% Fast

Sprinter vs. Fast Router. Yet, the Router, running more slowly, decelerates 1.63% less than the Sprinter just using simple arithmetic. In my newest formulae for measuring Velocity-Deceleration such a simple mathematical formula applied incrementally would produce disastrous results. The slower horses would get unrealistically high Deceleration numbers, tilting the balance. The fastest horses would be saddled with extreme Deceleration ratios and thus be over penalized. No, the solution is far more complex but the readouts are simple.

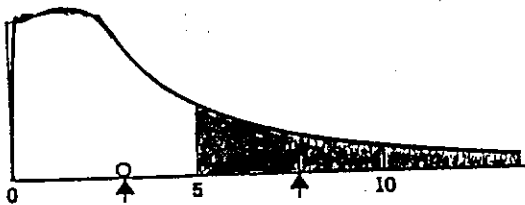
There are various shapes involved in the interrelationship between Velocity and Deceleration. Here are a few.



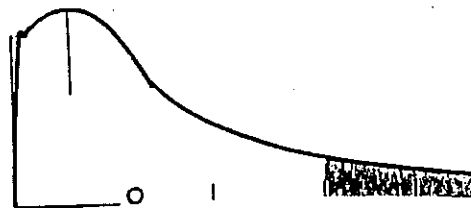
1. Very Fast Sprinter




2. Medium Fast Sprinter with Extreme DC or Router with LESS DC



3. Slower starting Router who falsely appears to be accelerating at end (typical Turf pattern).



4. Fast starting Router who begins to decelerate rapidly.



5. The effect of Total Energy on Deceleration. A factor not previously considered. But IT'S what makes THIS program superior.

As veteran Methodologists know, this is my third foray into perfecting a Velocity/Deceleration formula that would serve to combine many variables, now seen as separate corollaries, into a single array that is actually **more** predictive than formula now requiring several pages of readouts and interpretation (which many seem to enjoy).

We started by combining what I euphemistically called Deceleration Pars with Incremental Velocity. It was a good start and produced satisfactory results for those who understood the concept called DC/V. Some just simply refused to try and never used the screens.

Then I went to Chaos Math and produced the original Quad-Rater with Entropy. The word ENTROPY scared some people so they ignored it. Yet horses with the most velocity and least Entropy were winning and those who accepted the term as part of their language, thrived (to make Entropy more palatable we gave the contenders with the LEAST Entropy relative to Velocity the highest number).

In previous formulae I failed to measure a horse's DECELERATION in relationship to its Total Energy. In a long term test, starting with over 600 races that has now grown to over 700, we learned that all, except two percent of winners, all distances at virtually every North American track ranked in the TOP FIVE (& ties) Total Energy.

Aided by the math and concepts of Chaos Physics, a **new formula** evolved. It incorporates annoying little things like Fractals and Entropy but does not flaunt them for easy misunderstanding and confusion by actually using the words.

The whole basis of non-winner confusion over words was summed up nicely in an e-mail from JCIRON to Shane that's also in Vox Populi.

Subject: exotics

Date: Fri, 9 Jul 1999 05:58:30 EDT

From: JCIRON

To: shane@discover.net

Dear Shane,

Having "played" another computer program for a number of years making the switch to yours has been quite interesting. The first choice any person must make is to switch his vocabulary to match yours, by changing his words from old to new a person then is forced to think in new terms. Having made this switch I began to see how many errors in thinking I currently "talked to myself" with.

Because I was only an exotic investor at first learning positive win conversation was a major change in thinking an self talk. Now having a new voice has increased my profits by a whopping 23%.

This at first seems quite modest to many people however I remain primarily an exotic player and this has increased my ROI to a number no one would consider real.

The best advice you can give is learn the "Sartin language"

He *increased* his profits by a whopping 23%. And to think that all the time my so-called language has been languishing in \$1.98 dictionaries.

Users will find no "language" problems when this new program is finalized. No esoterica. "Total, Early, Medium, Pace, Velocity and Deceleration are the sum of the program's vocabulary.

The test version of this program kept us (The Testers) in the black at Hollywood Park throughout a season dominated by favorites because it isolated Longshots in the top 3 V/DC when they won. It is making us an excellent profit at Del Mar where some self-proclaimed experts selling their selections are picking favorites that finish third.

In showing you examples of the readouts, some will include nothing *but* the V/DC. However, in this first group from CALDER, I'll reproduce the BL/BL, Superscreen AND the V/DC.

The headings on the readouts need little definition: On the Velocity screen you see R for RANK in this order. (1) TE-R Total Energy Rank. (2) EPV: Early Pace Velocity-Rank. (3) MPV: Medium Pace Velocity-Rank. (4) TPV: Total Pace Velocity-Rank. (5) TVL: Total Velocity-Rank. The smaller square to the right is a weighted combination of Velocity with Deceleration. About the only decision the USER will have to make will be in regard to ODDS. If a horse ranks #1 in Velocity but 4th in V/DC and is top three tiered in BL/BL, the ONLY decision that needs to be made is HOW MUCH WILL THIS HORSE PAY IF IT WINS.

On the DECELERATION SCREEN the V's become D's for Deceleration.

After the 5 Calder races you'll see earlier Heading versions of the same factors. These were done before changes were made. And, take heart. If I make some more changes that improve the program, please do not be surprised. I'm wedded to **nothing** except Mary Sr.



The first race is a **worst case example**. To some it may require some slight degree of decision making: something we're all supposed to do every hour of our life. Many persons who make excellent Life decisions go to pieces when it's time to make **Wagercapping** decisions.

In this 1st race the winner is First Tier BL/BL, is #1 on Velocity but decelerates rapidly because of its excessive speed at 7 furlongs. As I keep telling ALL clients. Don't try to "handicap" this kind of race, focus on **Wagercapping** it. Think price, not ego.

The horse, NICK (for short) pays \$21.60 to win, is 2nd in Total Energy and 3rd in Total Deceleration. While 4th in V/DC it out performs BL/BL since it is flanked by a #1 ranked Place Horse and a #2 ranked Show Horse. The Exacta only paid \$73 but the Trifecta paid \$336.

CRC0717- 1 7.0D \$22,500

BOTTOM LINE -- BETTING LINE

PNCNAME	LdNT	SR	PR	BAL	LS	TIE	ODDS	TRKDISTS	M/L	DAYS	AGE	
2 NICKT1	1	85	85	7	20.5		9-5	CRC 7.0D	6/1	19	4	<u>W</u>
7 SUNNY1		86	80	7	20.3		9-5	CRC 6.0D	5/1	15	3	
1 J T'S3		85	83	7	17.5		5-2	GS 5.5D	15/1	13	4	
5 NORTH2		85	81	5	16.5		3-1	CRC 7.0D	4/1	28	3	<u>P</u>
3 CLASS2		83	84	4	16.0		3-1	CRC 6.0D	3/1	21	4	<u>S</u>

EX _____ TRI _____ QU _____ BET _____ WON _____

SYNTHESIS POWER RANKINGS AND FRACTALS

				L S		PRIM										SUPP										FRACT				
#	PNCNAME	LdNT	SR	P	T	E	L	C	T	H	F	F	X	LS	R	S	F	E	T	T	LS	R	E	L	N	ESP	SCBL			
1	1 J T'S3		85	1	5	5	1	3	5	1	4	1	20	3		3	1	2	5	4	15	4		3	5	2	S/P	6.0		
2	2 NICKT1	1	85	3	2	2	4	2	2	2	1	4	17	1		1	4	3	3	3	14	3		5	3	5	E/P	1.0		
3	3 CLASS2		83	4	3	3	3	5	3	5	3	3	25	5		4	3	4	1	1	13	2		2	1	1	PRE	2.0		
4	5 NORTH2		85	5	1	1	5	4	1	4	1	5	21	4		5	5	5	2	2	19	5		4	2	4	E/P			
5	7 SUNNY1		86	2	4	4	2	1	4	3	2	2	18	2		2	2	1	4	3	12	1		1	4	3	E/P	2.0		

FRACTALS WEIGHTED: E=Early L=Late N=Normal

CRC0717- 1 7.0D \$22,500

VELOCITY, DECELERATION and V/DC

		VELOCITY				DECELERATION						
PNCNAME	LGNT	TE-R	EPV-R	MPV-R	LPV-R	TVL-R	EDC-R	MDC-R	LDC-R	TDC-R	V/DC	R
1 J T'S3		5	2	1	2	3	5	1	1	1	552.13	1 P
2 NICKT1	1	2	5	4	2	1	2	4	3	3	548.25	4 W
3 CLASS2		3	3	3	2	2	3	2	2	2	550.69	2 S
5 NORTH2		1	4	5	2	4	1	5	4	4	548.01	5
7 SUNNY1		4	1	2	1	1	4	3	5	5	548.59	3

SCRATCHED Oil City

2-NICKTHEHOUSEBUSTER

5-NORTH PICK

3-CLASSY CAPOTE

21.60 8.20 4.60

6.20 3.60

3.80

Exacta 2-5

Trifecta 2-5-3

73.00

336.00

If one is to remain honest in this so-called business, worst case scenarios must be included. This next one, the 4th at CALDER, produces a \$414 Trifecta and out-performs BL/BL for the \$12.20 win.

CRC0717- 4 7.0D \$9,000

BOTTOM LINE -- BETTING LINE

		80																			
PNCNAME	LdNT	SR	PR	BAL	LS	TIE	ODDS	TRKDIST	M/L	DAYS	AGE										
4	COPEL3	1	86	84	2	22.8	EVEN	CRC 6.0D	4/1	22	4										
5	LANDI2		82	79	4	20.0	9-5	CRC 7.0D	3/1	16	4	P									
1	SLIM 1		81	77	8	19.5	2-1	CRC 6.5D	6/1	13	4										
6	HIGH 1		82	77	8	17.3	5-2	CRC 7.0D	12/1	13	4	S									
7	NATS 2		78	80	8	13.0	4-1	CRC 8.0D	6/1	13	7	W									

EX _____ TRI _____ QU _____ BET _____ WON _____

SYNTHESIS POWER RANKINGS AND FRACTALS

				L T		PRIM								SUPP								FRACT				
#	PNCNAME	LdNT	SR	S	T	E	L	C	T	H	F	F			S	F	E	T	T			E	L	N	ESP	SCBL
				P	T	P	P	P	T	E	W	X	LS	R	P	X		S	P	LS	R					
1	1 SLIM 1		81	2	4	3	3	3	2	3	3	4	21	3	2	4	4	3	4	17	3	4	4	5	EAR	5.0
2	4 COPEL3	1	86	1	1	1	4	1	1	2	1	1	11	1	1	1	2	1	1	6	1	1	1	1	EAR	
3	5 LANDI2		82	5	2	2	3	2	3	5	2	2	19	2	3	2	3	2	2	12	2	2	2	2	EAR	5.0
4	6 HIGH 1		82	3	3	4	2	3	4	4	4	3	24	4	4	3	5	3	3	18	4	3	3	4	EAR	5.0
5	7 NATS 2		78	4	5	5	1	4	5	1	5	5	26	5	5	5	1	4	5	20	5	5	5	3	SUS	7.0

FRACTALS WEIGHTED: E=Early L=Late N=Normal

CRC0717- 4 7.0D \$9,000

VELOCITY, DECELERATION and V/DC

PNCNAME	LdNT	TE-R	VELOCITY				DECELERATION				V/DC		R
			EPV-R	LPV-R	TPV-R	TVL-R	EPV-R	MPV-R	TPV-R	TDC-R			
1 SLIM 1		4	4	3	2	3	2	4	3	3	542.75		3
4 COPEL3	1	1	1	4	2	1	5	5	5	5	539.19		5
5 LANDI2		2	3	3	2	2	3	2	2	2	545.02	2	P
6 HIGH 1		3	2	2	2	4	4	3	4	4	542.31	4	S
7 NATS 2		5	5	1	1	5	1	1	1	1	558.96	1	W

SCRATCHED (NONE)

7-NATS DET

5-LANDING CRAFT

6-HIGH FIVER

12.20 6.20 4.20
4.40 3.80
6.40

Exacta
Trifecta

7-5
7-5-6

41.20
414.20

In the 5th Race, BL/BL may seem to triumph again for win and place. But the place horse is 2nd in Total Energy AND Velocity on C/DC. Maybe it Decelerates too rapidly for WIN, but its Counter Energy factor makes it ideal for PLACE and the exacta (\$186). The SHOW horse ranks a solid 2nd on V/DC. With little or no interpretation or anxiety the \$908 Trifecta is there for the taking.

CRC0717- 5 9.0T \$17,500

BOTTOM LINE -- BETTING LINE

PNCNAME	LdNT	SR	PR	BAL	LS	TIE	ODDS	TRKDIST	M/L	DAYS	AGE	
2 SUNNY5	1	92	87	2	22.0		3-2	GP 8.5T	6/1	28	8	W
7 CAMER4	1	85	87	5	19.3		2-1	GP 8.5T	10/1	12	4	P
3 VILHE2		84	83	10	18.3		5-2	TAM 8.5T	4/1	40	7	
8 THE I2		82	86	5	12.3		9-2	HIA 8.5D	6/1	90	7	
1 CLEVE1		82	86	10	8.0		7-1	CRC 8.5T	3/1	41	6	S
4 RUSSI1		83	86	10	7.5		8-1	CRC 8.5D	5/1	12	5	

EX _____ TRI _____ QU _____ BET _____ WON _____

SYNTHESIS POWER RANKINGS AND FRACTALS

SYNTHESIS POWER ELEMENTS																											
				PRIM										SUPP													
				L	T	E	L	C	H	F	F			S	F	E	T	T			FRACT				ESP	SCBL	
#	PNCNAME	LdNT	SR	S	O	P	P	T	E	W	X	LS	R	P	X	N	S	P	LS	R	E	L	N				
1	1 CLEVE1		82	3	5	3	5	6	3	3	5	6	31	5	6	6	5	6	5	28	6	6	6	5	SUS	4.0	
2	2 SUNNY5	1	92	1	1	5	1	1	1	1	1	1	11	1	1	1	1	1	5	1	1	1	1	LAT	4.0		
3	3 VILHE2		84	2	6	4	3	3	5	5	3	2	25	3	3	2	3	1	5	4	17	3	3	4	LAT	4.0	
4	4 RUSSI1		83	5	4	1	6	4	6	6	6	4	33	6	5	4	6	4	5	24	5	2	5	6	S/P		
5	7 CAMER4	1	85	4	2	6	2	2	2	2	2	3	19	2	2	3	2	2	2	11	2	4	2	2	LAT	5.0	
6	8 THE I2		82	6	3	2	4	5	4	4	4	5	28	4	4	5	4	3	3	19	4	5	3	4	SUS	3.0	

FRACTALS WEIGHTED: E=Early L=Late N=Normal

CRC0717- 5 9.0T \$17,500

VELOCITY, DECELERATION and V/DC

PNCNAME	LdNT	VELOCITY					DECELERATION				V/DC	R
		TE-R	EPV-R	LPV-R	TPV-R	TVL-R	EPV-R	MPV-R	TPV-R	TDC-R		
1 CLEVE1		5	2	4	2	4	2	2	2	2	556.66	2 S
2 SUNNY5	1	1	3	1	2	1	4	4	3	3	552.10	3 W
4 RUSSI1		4	1	5	2	4	1	5	5	5	551.90	4
7 CAMER4	1	2	4	2	2	2	5	3	4	4	550.60	5 P
8 THE I2		3	2	3	1	3	3	1	1	1	557.85	1

SCRATCHED Wild Forest, P. D. Lucky

2-SUNNY DEPUTY

~20.80 11.40 7.20

7-CAMERON'S FROLIC

9.80 5.60

1-CLEVER LUIS

5.00

Exacta

2-7

186.60 ✓

Trifecta

2-7-1

908.00 ✓

Not every race produces a double digit winner. We have to lean to accept the \$8 and \$9 winners in the next two races. We can't always win the Exacta or Trifecta either. However in Race #8 We had the winner 1st in V/DC, 2nd Tier BL/BL and the PLACE HORSE #1 on VELOCITY'S EPV (Early Pace Velocity) Readout.

CRC0717-12 7.5T \$22,500

BOTTOM LINE -- BETTING LINE

PNCNAME	LdNT	SR	PR	BAL	LS	TIE	ODDS	TRKDIST	M/L	DAYS	AGE	
4	COMMU2	86	80	4	22.3		EVEN	CRC 8.5D	6/1	12	4	W
1	STEAL1	84	84	3	21.8		8-5	CRC 7.0D	4/1	13	4	
8	LAST 1	82	84	7	18.0		5-2	CRC 8.5D	10/1	12	3	
5	ELM'S1	1	78	77	6	16.3	3-1	CRC 6.0D	20/1	9	4	
6	PROSP1	1	74	77	7	11.0	5-1	CRC 6.0D	20/1	9	4	

EX TRI QU BET WON

SYNTHESIS POWER RANKINGS AND FRACTALS																			
PRIM										SUPP									
#	PNCNAME	LdNT	SR	L	T	S	P	P	T	E	F	F	F	S	F	T	T	F	R
1	1 STEAL1		84	2	1	1	4	2	1	3	3	1	15	2	2	1	3	1	8
2	4 COMMU2		86	3	2	2	2	1	2	1	1	4	13	1	1	4	1	2	10
3	5 ELM'S1	1	78	1	3	4	3	4	4	4	2	25	4	4	2	4	4	18	4
4	6 PROSP1	1	74	5	4	3	5	5	5	5	3	31	5	5	3	5	5	23	5
5	8 LAST 1		82	4	5	5	1	3	3	2	2	5	21	3	3	5	2	3	16

FRACTALS WEIGHTED: E=Early L=Late N=Normal
CRC0717-12 7.5T \$22,500
VELOCITY, DECELERATION and V/DC

VELOCITY						DECELERATION				V/DC	
PNCNAME	LdNT	TE-R	EPV-R	MPV-R	LPV-R	TVL-R	EDC-R	MDC-R	LDC-R	TDC-R	R
1 STEAL1		1	1	4	2	1	3	5	5	5	543.83
4 COMMU2		2	4	2	2	W 1	2	2	2	W 2	555.77
5 ELM'S1	1	3	3	3	2	4	4	3	3	3	544.94
6 PROSP1	1	4	2	5	2	5	5	4	4	4	541.56
8 LAST 1		5	5	1	1	3	1	1	1	1	557.65

SCRATCHED One Nigeria, Red Rocket Robyn, Missionary Al,
El Buscon
4-COMMUNICATE 9.00 5.80 3.80
10-CAL 10.20 5.60
9-COUNTRY COUGAR 2.80

HST0717- 5 6.5D \$15,260
ACCELERATION, DECLERATION and A/DC HASTINGS

AC					
PNCNAME	LdNT	TE-R	EPV-R	LPV-R	TPV-R
1 ROSIE1		3	3	2	2
4 ETERN1		4	4	3	2
5 MISS 1		5	5	5	2
7 GOLDE1		1	2	4	2
8 GOING1		2	1	1	1

DC					
PNCNAME	LdNT	TE-R	EPV-R	MPV-R	TPV-R
1 ROSIE1		3	3	3	2
4 ETERN1		4	4	2	1
5 MISS 1		5	2	4	4
7 GOLDE1		1	1	5	5
8 GOING1		2	5	1	3

A/DC	R
542.37	2
540.73	3
536.60	5
539.33	4
544.33	1

SCRATCHED (NONE)
1-ROSIE MCINTOSH 32.30 13.20 5.80
5-MISS BROADWAY I D 6.90 4.60
8-GOING FREE 3.40

CRC0717-13 8.5D \$7,300

BOTTOM LINE -- BETTING LINE

PNCNAME	LdNT	SR	76 PR BAL	LS TIE	ODDS	TRKDIST	M/L	DAYS	AGE	
4 FIRIE3		75	74 2 24.3		EVEN	HIA 8.5D	12/1	14	3	
9 SUWAN1		70	77 5 19.5		2-1	CRC 8.0D	5/2	41	3	W
5 SHAMR1		70	77 8 19.0		2-1	CRC 8.0D	5/1	14	3	
1 WHERE2		69	77 6 13.3		4-1	CRC 8.5D	6/1	14	3	P
8 J. R.2		65	77 9 13.0		4-1	CRC 8.5D	10/1	14	4	

EX _____ TRI _____ QU _____ BET _____ WON _____

SYNTHESIS POWER RANKINGS AND FRACTALS

				PRIM											SUPP											FRACT				
#	PNCNAME	LdNT	SR	L	T	E	L	C	T	H	F	F			S	F	E	T	T			E	L	N	ESP	SCBL				
				S	O	P	P	P	T	E	W	X	LS	R	P	X			P	LS	R									
1	1	WHERE2	69	4	3	2	5	4	5	5	4	3	28	4	4	3	5	3	4	19	4	2	4	4	PRE	1.0				
2	4	FIRIE3	75	5	1	1	2	1	1	1	1	1	8	1	1	1	1	1	1	5	1	1	1	1	PRE					
3	5	SHAMR1	70	1	4	3	3	3	2	3	3	3	20	3	2	3	3	2	3	13	3	3	3	3	S/P	1.0				
4	8	J. R.2	65	3	5	4	4	5	3	4	5	4	29	5	5	4	4	4	5	22	5	5	5	5	PRE	2.0				
5	9	SUWAN1	70	2	2	5	1	2	4	2	2	2	18	2	3	2	2	3	2	12	2	4	2	2	SUS	3.0				

FRACTALS WEIGHTED: E=Early L=Late N=Normal

CRC0717-13 8.5D \$7,300

VELOCITY, DECELERATION and V/DC

PNCNAME	LdNT	TE-R	VELOCITY				DECELERATION				V/DC	
			EPV-R	MPV-R	LPV-R	TVL-R	EDC-R	MDC-R	LDC-R	TDC-R		R
1 WHERE2		3	7 1	5	2	4	5	5	4	5	539.97	5 P
4 FIRIE3		1	3	2	2	1	2	2	2	2	545.32	2
5 SHAMR1		4	2	3	2	3	4	3	3	4	543.32	3
8 J. R.2		5	4	4	2	5	1	4	3	3	541.34	4
9 SUWAN1		2	5	1	1	2	3	1	1	1	548.56	1 W

SCRATCHED (NONE)

9-SUWANNEE

1-WHERE'S ASHLEE

3-LA BOMBA

8.00 4.00 3.00

5.80 3.80

3.20

Exacta

9-1

45.60

Incidentally that's five winners in one day. The only 5 races we felt worthy of a bet. FOUR races were simulcast from elsewhere. That's why you see a race #12 and #13.

Now I'll focus only on The New Formula Velocity/Deceleration screen. As stated before the category headings are an earlier version but they mean the same as they did on the Calder Races.

DELO710- 4 5.0T \$26,000
ACCELERATION, DECLARATION and A/DC

		AC				
PNCNAME	LdNT	TE-R	EPV-R	LPV-R	TPV-R	TAC-R
1 DIXIE2		2	2	4	2	2
4 WITH 4		4	1	1	2	1
8 EXPLO1		1	4	3	2	1
9 HEFF'1		3	3	2	1	3

S

W

P

		DC				
PNCNAME	LdNT	TE-R	EPV-R	MPV-R	TPV-R	TDC-R
1 DIXIE2		2	2	3	3	3
4 WITH 4		4	4	4	4	4
8 EXPLO1		1	1	2	1	1
9 HEFF'1		3	3	1	2	2

HIDE
FOR WIN
ONLY
KEEP
FOR TR1

A/DC	R
554.20	3
534.06	4
562.77	1
561.54	2

DELO710- 4 5.0T \$26,000
ACCELERATION, DECLARATION and A/DC

		AC				
PNCNAME	LdNT	TE-R	EPV-R	LPV-R	TPV-R	TAC-R
4 WITH 4		3	1	1	2	1
8 EXPLO1		1	3	3	2	1
9 HEFF'1		2	2	2	1	2

		DC				
PNCNAME	LdNT	TE-R	EPV-R	MPV-R	TPV-R	TDC-R
4 WITH 4		3	3	3	3	3
8 EXPLO1		1	1	2	1	1
9 HEFF'1		2	2	1	2	2

A/DC	R
534.06	3
562.77	1
561.54	2

W

P

SCRATCHED Winalotalace, Way Up, Sail Above, Loose Leotard,
Miss Marshall
4-WITH ROYALTY 32.20 12:20 4.40
8-EXPLOSIVE RHYTHM 6:20 3.20
1-DIXIE GLITTER 2.60

Exacta 4-8 168:20
Trifecta 4-8-1 576:00
Daily Double 1-4 81:40

DEL0710- 6 6.0D \$31,000
ACCELERATION, DECLARATION and A/DC

			AC			
PNCNAME	LdNT	TE-R	EPV-R	LPV-R	TPV-R	TAC-R
1 PALM 1		3	5	2	2	1
2 O'HAP1 1		5	4	4	2	4
4 ALICE1 1		2	1	5	2	2
6 PRINC1 1		1	2	3	2	1
7 MR EX1 1		4	3	1	1	3

W
P
S

			DC			
PNCNAME	LDNT	TE-R	EPV-R	MPV-R	TPV-R	TDC-R
1 PALM 1		3	1	1	1	1
2 O'HAPI 1		5	2	3	3	3
4 ALICE1 1		2	5	5	5	5
6 PRINC1 1		1	4	4	4	4
7 MR EX1 1		4	3	2	2	2

W
P
S

A/DC	R
545.68	1
538.98	4
537.34	5
539.38	3
541.16	2

S-FAY

SCRATCHED To Sensational

1-PALM BEARER
2-O'HAPPY GRAY
4-ALICE'S WISH

17.60 11.00 4.00
10.00 4.00
2.80 -FAY

Exacta 1-2
Trifecta 1-2-4

136.40
497.00

HAW0709- 8 6.0D \$28,600
ACCELERATION, DECLARATION and A/DC

		AC			
PNCNAME LdNT	TE-R	EPV-R	LPV-R	TPV-R	TAC-R
2 SO FL1	2	2	4	2	1
5 SOCIAL	3	3	3	2	3
7 PEEKA1	4	3	2	2	2
8 DANKE2	1	1	1	1	1

S
W
P

		DC				
PNCNAME	LdNT	TE-R	EPV-R	MPV-R	TPV-R	TDC-R
2 SO FL1		2	1	4	4	4
5 SOCIAL		3	2	3	2	(2)
7 PEEKA1		4	3	1	1	1
8 DANKE2		1	4	2	3	3

S
W
P

A/DC	R
552.66	3
552.10	4
554.46	2
555.12	1

S
W
P

SCRATCHED Accelerating Fun

5-SOCIAL IMPACT
8-DANKEL
2-SO FLEET

33.40 8.40 3.20
3.80 2.40
2.20

Exacta 5-8
Trifecta 5-8-2

91.20
275.00 75

LRL0709- 6 7.0D \$24,000
ACCELERATION, DECLARATION and A/DC

PNCNAME	LdNT	TE-R	AC			
			EPV-R	LPV-R	TPV-R	TAC-R
2 BOLO 2		1	4	1	2	1
5 PONCH1		3	1	3	2	2
6 ROYAL2		4	2	4	2	4
7 HARDB2		2	3	2	1	2

PNCNAME	LdNT	TE-R	DC			
			EPV-R	MPV-R	TPV-R	TDC-R
2 BOLO 2		1	4	1	1	1
5 PONCH1		3	3	3	4	4
6 ROYAL2		4	2	4	3	3
7 HARDB2		2	1	2	2	2

A/DC	R
562.78	1
552.98	3
552.76	4
560.07	2

SCRATCHED (NONE)
5-PONCHO DUCK
4-DR. BANTING
7-HARDBALL

18.80 8.60 6.60
5.40 4.00
6.40

Exacta 5-4 122.00
Trifecta 5-4-7 643.80
Pic 3 3-8-5 728.40

Winding up at LRL, we went across the country and to Canada with a couple of Delawares thrown in. We also had good day at Ellis Park and a number of other tracks. Showing too many would be gilding the lily.

Comparing BL/BL with the V/DC you'll note that they were almost never more than one apart. And ideal Velocity-Deceleration relation is V1, DC-2 or 3. V/DC 4 means the horse runs smoothly but fairly fast. In the one case where we saw this at Hawthorne, the winner paid \$33.40. As always, the payoff is more important than the readout. It was 2nd Ranked Total Pace Velocity, 3rd Ranked Total Acceleration. Ordinarily I wouldn't bet a 4th ranked V/DC unless it paid well, as this one did.

None of these races were handicapped by me. My research is dependent on the ability of others to choose contender/pacelines. Naturally I select persons with a history of following directions.

I only made the wagering decision.

