Copyright SartinMethodology.com - Not for Resale

JOURNAL OF THE SARTIN METHODOLOGY

# The FOLLOW UP

with Howard G. Sartin, Ph.D.

ISSUE # 73

EVOLUTION



NDICAPPING REVO

## 13th Anniversary Issue


Publisher's Desk — 1
On Line with Shane — 11
Accepting Valid Criticism — 13
Inadequate Facts in Preponderance of Evidence — 16
Psychology of Winning — 23
Vox Populi — 31
Are You Betting Too Much? by Mark Cramer — 35
Rankings: Linear vs. Non-linear — 40
It Ain't Necessarily So — 47
Opening Day Myth — 51
Fear Losing, Know No Profits by 'Capper — 52
The Forest vs. The Tree... — 53
Information vs. Inspiration Revisited — 58
Anatomy of the Old vs. New BL/BL... — 61


THE FOLLOW UP - O. HENRY HOUSE, INC. Publisher - 1390 E. 6th Street, Ste. 5 - Beaumont, CA 92223

Copyright SartinMethodology.com - Not for Resale

The FOLLOW UP is published six (6) times a year by O. Henry House, Inc. in conjunction with the Inland Empire Institute. Subscription price is $75 per year third class mail and $90 per year first class & Canadian mail, other foreign subscribers: $100/year. Back issues are available for $12.50 each. California residents add 7.75% sales tax. If you have any problem with your subscription or have a change of address, please contact O. Henry House at the address below. All information in this publication is for informational purposes only.

# The FOLLOW UP

**O. HENRY HOUSE, INC.**
**1390 E. 6TH STREET, STE 5**
**BEAUMONT, CA 92223**

**909-845-5907**
between 1 and 3 PM Pacific time

Please send all correspondence to this address. This includes submission of material for publication consideration, letters, opinions, comments - whatever.

Thank you,
O. HENRY HOUSE, INC.

O.HENRY HOUSE, INC.
PIRCO
THE SARTIN METHODOLOGY
1390 E 6TH STREET #5
BEAUMONT, CA 92223

## STATEMENT OF POLICY

The Sartin Methodology is based in Psychotherapy and its goals are NOT directed toward fostering the illusions or delusions of gamblers seeking magic solutions for picking winners. We are primarily a healing arts organization dedicated to providing an alternative solution to mainstream psychiatry's prescription of total abstinence for non-winning handicappers. Our slogan is - and always has been -

*"THE CURE FOR LOSING IS WINNING"*

© 1999 O. HENRY HOUSE, INC.
All right reserved. No part of this work may be reproduced or transmitted in any form or by any means, electronic or mechanical, including photocopying and recording, or by any information storage or retrieval system, except as may be expressly permitted by the 1976 Copyright Act or in writing from the publisher. Past Performance and Results charts copyrighted by Daily Racing Form, Inc.

Copyright SartinMethodology.com - Not for Resale

## *Thirteenth Anniversary Issue*

of the Follow Up ~ 24th year dedicated to turning non- winners into **PROFIT**-making winners. The old term Winner by itself is not enough. The word PROFIT is now more vital.

I had an interesting e-mail the other day. The sender asked what she should expect as a realistic ROI. She quoted some Follow Up results that ranged from a one-time low of 20% to a high of 258% (C&O Report) to an average of 50%. This query was most interesting because *anyone* who really wants to win (and who follows directions), will reach an overall ROI goal they set for **themselves**!

Those who have been with us for a long time will remember that in the beginning I said our prescribed win percent, betting two horses to win, was 63%. That was an arbitrary, psychologically oriented figure. Lo and behold, almost every client who believed in both him/herself **and** that arbitrary number, began winning 63% of all races handicapped.

At the time, 63% was considered great because mutuels back then, even of favorites and near favorites, were much higher. When later I said, again for psychological motivation, that clients should have ROI's of 1.49, these same persons also reached that goal. Why? They ***believed*** and hence, responded to the psychological motivation.

The clients who did not accept or respond to psychological motivation failed to reach either goal. Ironically, there was no difference in the IQ or aptitude of those who succeeded and those who did not. The failures may have even been more intelligent. Those who try to intellectualize the handicapping process almost always fail to reach their own or prescribed goals. Successful handicapping is like playing Zen tennis or any similar activity. First set a goal then reach it through **focused motivation**, with virtually no conscious *thinking* process involved. Sure, your mind is working hard. But it is doing so automatically, not intellectually or with ego involvement.

So set your own goal and set it high. If you actually want to win deep in your unconscious, *you will reach that goal.* Now set a new, higher goal. You will reach that too. **But only if you believe in you!**

With regard to that 258% profit reported by Mark Cramer: On three different pages of Follow Up #72 it was quoted differently: 257, 259 and the actual 258% We also had an amusing little misprint that said "Sue" instead of USE. Seems that no matter how hard we work at proof reading something turns up. I see the same problem in major mass media publications. Strange

Copyright SartinMethodology.com - Not for Resale

what eludes the eye when reading copy but becomes so apparent when reading it after it's too late to fix.

I get calls, mostly from newer clients who say they've read all the books and subscribe to all the handicapping magazines. They admit that they've tried the methods detailed in such material but lost in so doing. Then they ask me why I'm so antagonistic toward most of this same material. In tones somewhat above a whisper, I remind them of what they just told me:

They lost following the "RULES" in all those writings I criticized.

Their response: "But I understood what THEY were saying. I don't understand you. I read Tom Brohamer's book and didn't even understand IT." I ask what it was they didn't understand? After I quiz them it turns out they understood both Tom and myself but failed to believe us because the concept is often so contrary to the authors whose words they lost by. I guess they didn't read the dust jacket of Tom's book on which the publisher said "There is a REVOLUTION going on in the world of Thoroughbred Handicapping."

I tell them they're not stupid, just functioning stupidly. Their problem is lack of self-worth and an abundance of Stasis. They resist a new current reality, of which Tom was the hard cover Paul Revere. They have so little regard for their own ability to grow that they accept majority opinions even when those opinions cause them to lose. There are many persons who would rather fail as a believer in so-called "popular wisdom" than succeed as an iconoclast.

I hope I've helped some of these people to lift themselves above the level of self-imposed inferiority expressed when they called. If not, they'll probably continue to lose their racing money to some iconoclast motivated by a desire to grow and who has the kind of self-esteem that allows growth.

Steve Schmidt sent me an article from Fortune magazine about Steve Crist taking over the helm of The Daily Racing Form. Presumably he is not only editor but, with backers, the nominal owner. It seems that the DRF, once valued at between 350 and 450 million, was sold to the Crist group for only 40 million. Decline in readership and advertising revenue, along with the advent of so many download and other sources of information once exclusive to the Form, were the reasons given.

I can personally testify to the fact that from 1982 through 1986 a good display ad in the DRF produced $4 return for every $1 of cost. In 1989, a 2 for 1 profit could be expected. By 1993, an honest ad, one that didn't promise the moon, produce ZILCH! No profit.

In the 1980's the DRF imposed severe restrictions on what an ad could say. The word "WIN" was taboo. Maybe the current cadre of advertising liars are making profit from DRF ads but honest ads go unanswered. Read through a Form yourself. Count the number of ads now compared to a decade ago.

Apparently Crist is trying to up readership by improved editorial writing and publishing Past Performance charts from more tracks. For purchasers of the DRF that's a good idea. For those who use a downloading service, a field dominated by TrackMaster and BRIS, it's of little consequence. They get even MORE tracks to choose from.

The other former DRF exclusive, its articles, once featured the top names in Racing

Copyright SartinMethodology.com - Not for Resale

journalism. Now it has but one prestigious writer, a somewhat reluctant Tom Ainslie, confined to one article a week.

The Fortune article says Crist has hired top journalists and cartoonists to reestablish the Form as a ***journalistic*** forum. Aside from Ainslie I've not yet seen this eventuate. Maybe it will, but as the Fortune writer, Marc Gunther states, "The Racing Form, like Playboy, has never been purchased on the strength of its writing."

Even if they do get a staff of great writers, few would be read by the majority of those purchasing the Form. How often do we see the Editorial/News sections lying abandoned on floors or tables with only the Past Performance kept by the horseplayers? If they sandwiched the news and editorial items between pages of past performances with a heading in bold type: READ THIS BEFORE TURNING PAGE, some members of our fraternity might read the material.

The quality and win proficiency of their various SELECTORS and CONSENSUS has been in decline since the 1950's. Perhaps Crist will concentrate more on this area. As a subscriber to every known horse racing publication, I heartily agree with the notion that the vast majority of their articles are worthless. They pander to the horse "PLAYER" mentality. It's not necessarily the fault of the editors, they must fill their pages with the kind of material their readers "understand". I know. I wrote a number of articles for ATM. I got so many less than intelligent questions, I simply gave up.

James Quinn was correct. Horseplayers are the **least** educated about the realities of Thoroughbred Horse Racing than fans of *any other* "sport." Go to any pub and listen to the conversation. Football, Baseball and Basketball fans can recite detailed statistics about their sport. It's almost impossible to impose upon "horseplayers" the true statistics of theirs: that they must expect a third of the races to be won by lower paying favorites; that even the very best trainers or jockeys seldom enjoy average win percentages as high as 26%. Few seem to realize that relying on racing's human element usually produces low paying, non-profitable mutuels.

This means that 67% of all races are won by non favorites. Nearly 75 percent of all winners are won by trainers or jockeys that are not at the statistical top. There are so many good trainers and jockeys working major circuits that it's hard to tell them apart even with a program. As for breeding, even the most highly regarded pedigree expert in the business, Mike Helm, says that after a horse breaks its maiden, performance counts most. The best jockeys get the best *performers.* The best trainers train the top *performers.*

Here is a year-end survey of jockeys and trainers by WIN percent and earnings. If Steve Crist and his newly revised Daily Racing Form wanted to do us a real service, he'd have a column with each trainer and jockey's name listing not only number of wins, places and shows but also **Average Win Mutuel** which is a far more important statistic.

Copyright SartinMethodology.com - Not for Resale

1998

# Leader Board

## Jockeys

### Ranked by wins

through 11/11/98

| Rider | Sts | Wins | 2nds | 3rds |
|---|---|---|---|---|
| Prado E S | 1941 | 468 | 375 | 278 |
| Baze R A | 1434 | 394 | 287 | 209 |
| Flores J L | 1665 | 373 | 303 | 201 |
| Houghton T D | 1722 | 334 | 280 | 232 |
| Baez R | 1491 | 310 | 226 | 224 |
| Potts C L | 1447 | 302 | 226 | 196 |
| Dunkelberger T L | 1206 | 282 | 181 | 159 |
| Day P | 1239 | 275 | 199 | 212 |
| Court J K | 1497 | 268 | 201 | 172 |
| Bailey J D | 1038 | 262 | 187 | 124 |
| Albarado R J | 1434 | 261 | 202 | 202 |
| Sellers S J | 1280 | 251 | 189 | 159 |
| Chavez J F | 1335 | 248 | 198 | 158 |
| Guidry M | 1429 | 245 | 204 | 203 |
| McCarthy M J | 1128 | 242 | 195 | 161 |
| McFadden D J | 1287 | 242 | 190 | 177 |
| Velazquez J R | 1338 | 227 | 202 | 189 |
| Cox E M | 1357 | 226 | 199 | 202 |
| Migliore R | 1175 | 226 | 172 | 152 |
| Carr D | 1194 | 225 | 189 | 176 |
| Borel C H | 1376 | 224 | 190 | 187 |
| Johnston M T | 1306 | 223 | 191 | 200 |
| Dhugopolski A R | 1344 | 222 | 192 | 184 |
| Martinez W | 1477 | 219 | 232 | 158 |
| Doocy T T | 972 | 216 | 150 | 147 |

## Trainers

### Ranked by wins

through 11/11/98

| Trainer | Sts | Wins | 2nds | 3rds |
|---|---|---|---|---|
| Baird Dale | 1442 | 298 | 224 | 197 |
| Hollendorfer Jerry | 909 | 238 | 154 | 128 |
| Johnson Gary L | 778 | 148 | 120 | 107 |
| Bennett Gerald S | 604 | 141 | 112 | 68 |
| Kravets Bruce M | 606 | 136 | 105 | 70 |
| Mott William I | 579 | 136 | 99 | 64 |
| Baffert Bob | 519 | 135 | 89 | 76 |
| Petalino Joe | 545 | 128 | 71 | 82 |
| Capuano Dale | 633 | 127 | 111 | 87 |
| Flint Bernard S | 607 | 127 | 98 | 82 |
| Lake Scott A | 461 | 122 | 88 | 75 |
| White William P | 653 | 122 | 114 | 90 |
| Runco Jeff C | 571 | 120 | 85 | 79 |
| Thompson Harry F Jr. | 672 | 120 | 131 | 85 |
| Dandy Ronald J | 615 | 119 | 92 | 95 |
| Kunes Karen M | 727 | 119 | 126 | 83 |
| Barnett Bobby C | 553 | 111 | 86 | 68 |
| Baird John W | 573 | 108 | 77 | 76 |
| Palacios Luis A | 526 | 106 | 81 | 72 |
| Gross Reid | 831 | 107 | 124 | 118 |
| Pletcher Todd A | 538 | 107 | 85 | 79 |
| Seeger Robert J | 602 | 105 | 97 | 96 |
| Iwinski Allen | 461 | 104 | 84 | 48 |
| Vega Richard | 437 | 103 | 95 | 63 |
| Asmussen Steven M | 524 | 101 | 81 | 73 |

### Ranked by earnings

through 11/11/98

| Rider | Earnings |
|---|---|
| Day P | $17,244,657 |
| Bailey J D | 17,066,220 |
| Stevens G L | 16,326,788 |
| Desormeaux K J | 14,345,439 |
| Nakatani C S | 13,415,751 |
| Sellers S J | 12,664,092 |
| Velazquez J R | 10,612,392 |
| McCarron C J | 10,475,616 |
| Solis A | 10,141,211 |
| Prado E S | 9,785,263 |
| Chavez J F | 9,219,271 |
| Albarado R J | 9,144,766 |
| Migliore R | 8,660,924 |
| Martinez W | 7,373,487 |
| Davis R G | 7,125,278 |
| Borel C H | 6,966,676 |
| Bravo J | 6,817,362 |
| Flores D R | 6,770,227 |
| Baze R A | 6,757,148 |
| Gryder A T | 6,598,624 |
| Delahoussaye E | 6,345,664 |
| Smith M E | 6,283,032 |
| Cox E M | 6,026,331 |
| Guidry M | 5,669,149 |
| Bridgmohan S X | 5,233,712 |

### Ranked by earnings

through 11/11/98

| Trainer | Earnings |
|---|---|
| Baffert Bob | $12,330,359 |
| Mott William I | 10,015,930 |
| Lukas D Wayne | 7,171,557 |
| Drysdale Neil | 6,518,044 |
| Hollendorfer Jerry | 6,295,898 |
| Mandella Richard | 5,168,295 |
| Byrne Patrick B | 5,082,791 |
| Walden W Elliott | 5,041,142 |
| Pletcher Todd A | 4,973,870 |
| McGaughey Claude III | 4,933,191 |
| Barnett Bobby C | 4,848,131 |
| Howard Neil J | 4,670,872 |
| Frankel Robert | 4,476,342 |
| McAnally Ronald | 4,453,847 |
| Hennig Mark | 3,718,786 |
| Jerkens H Allen | 3,663,325 |
| Kimmel John C | 3,484,810 |
| Hough Stanley M | 3,403,549 |
| Hine Hubert | 3,323,899 |
| Dollase Wallace | 3,264,279 |
| Flint Bernard S | 3,050,933 |
| Clement Christophe | 2,585,647 |
| Moschera Gasper S | 2,544,277 |
| Sheppard Jonathan E | 2,492,693 |
| Asmussen Steven M | 2,479,239 |

# Making the Grade

*This year's Grade I leaders and a look at upcoming events.*

## Jockeys

through 11/11/98

| Rider | Sts | Wins | 2nds | 3rds |
|---|---|---|---|---|
| Bailey J D | 49 | 14 | 8 | 5 |
| Nakatani C S | 39 | 9 | 6 | 4 |
| Desormeaux K J | 37 | 9 | 4 | 5 |
| Stevens G L | 40 | 6 | 7 | 7 |
| Velazquez J R | 36 | 6 | 4 | 4 |
| Smith M E | 16 | 6 | 1 | 1 |
| Sellers S J | 28 | 5 | 2 | 2 |
| McCarron C J | 32 | 4 | 10 | 4 |
| Day P | 36 | 4 | 2 | 8 |
| Flores D R | 19 | 3 | 5 | 3 |
| Davis R G | 15 | 3 | 1 | 1 |

## Trainers

through 11/11/98

| Trainer | Sts | Wins | 2nds | 3rds |
|---|---|---|---|---|
| Baffert Bob | 15 | 6 | 5 | 2 |
| Hine Hubert | 17 | 5 | 0 | 1 |
| Mandella Richard | 20 | 4 | 4 | 3 |
| Mott William I | 31 | 4 | 4 | 1 |
| McGaughey Claude III | 25 | 4 | 3 | 2 |
| Dollase Wallace | 13 | 4 | 0 | 2 |
| Frankel Robert | 25 | 3 | 6 | 4 |
| Lukas D Wayne | 33 | 3 | 4 | 3 |
| Hatfield Carl A | 7 | 3 | 2 | 2 |
| Drysdale Neil | 19 | 3 | 1 | 5 |
| Ellis Ronald W | 4 | 3 | 1 | 0 |
| Pletcher Todd A | 13 | 3 | 0 | 3 |

Copyright SartinMethodology.com - Not for Resale

**Trainers:** Dale Bird is shown at the top of the trainer list. His win percentage is 20.6. Second listed Jerry Hollendorfer actually has the highest win percent: 26.2.

In Grade 1 events Bob Baffert has 6 wins in 15 starts for a 40%. Great if you can live on betting only 15 races in which most of his charges were low paying favorites. Baffert is also top earning trainer but he's only listed 7th overall but with a win percentage of 26%. Mott, who is listed above Baffert, won just 23.5%.

**Jockeys:** At the top of the list is E.S Prado with 24.1% wins. Most win honors actually go to R.A Baze with a win percentage of 27.4% His efforts were confined largely to Bay Area tracks in Northern California where he averages almost two wins a day. One seldom gets a decent mutuel from his wins but I've landed a few double digit mutuels when his mounts were not favorites but ranked high on Synthesis.

In Grade 1 events ONLY, Jerry Baily is on top 28.6%, followed by C.S. Nakatani, 23.07%

The best Trainer-Jockey combination was the San Francisco Bay area duo of Hollendorfer and Baze. I got so tired of people telling me to always bet on any horse trained by Hollendorfer and ridden by Baze that I decided to do my first and only Trainer-Jockey combination studies. First, following that injunction to always bet this combination, here is the result at Golden Gate ONLY: Just betting the Hollendorfer/Baze combo - a ONE horse wager, betting 57 races @ $2 = $114. Gross return. NET return over the 30 days studied: $123. Divide that by 30 and you'd win $4.10 a day. This would pay for your Racing Form but not for your admission or a program.

Combining Hollendorfer with Jockeys Meza and Lopez, over the same period of time, you'd only get to bet 39 races for an average mutuel of $9.08. (TWO horses bet) The cost @ $4 per race would be $156. Gross return: $359.12. NET: $203.12, or $6.77 a day. If you bet $20 per horse, just multiply by 10. In the first example you'd net $1,230. Betting the second example, you'd net $2,031.20. Taking the best of the two worlds, you profit $67.70 per day. But you must go every day.

Soooo, if you knew **beforehand** what each trainer-jockey or pair of jockeys would pay, you could, with infinite patience, make a profit. The caveat is KNOWING BEFORE HAND what would actually transpire over the next 30 days. And don't forget the "infinite patience" factor.

During this same time period, had you wagered on Hollendorfer trained horses alone, regardless of jockey, you would get to wager on 123 races, win 23 of them for an average mutuel of $7.02. Cost @ $2 = $246. Gross return: $182.50. You'd lose $63.50. But since we've been talking about $20 wagers, make that LOSS read: $635.

Yes, there is <u>some</u> profit to be made on selective Trainer-Jockey combination <u>if</u> you can depend on them to repeat a 30 day sequence of races. You must have confidence that they will and bet enough to justify both your confidence <u>and</u> patience. There are those we read about in their books who claim to make good money doing this. Of course, they have to suffer many losses in a row, which coupled with the amount they have to invest to make a profit, means that most of us would fail to persevere over the required time period.

Personally, I find it far more rewarding, both emotionally and financially to just bet winning horses.

Copyright SartinMethodology.com - Not for Resale

Ironically, jockey Baze did not make the top 15 Earnings rankings. Trainer Hollendorfer ranked 5th. This supports my thesis that at truly major tracks where purses are higher, there are a lot of trainers and jockeys with similar win records that are almost never over 25%. You might note that the celebrated Pat Day has a win percentage of only 22.19%. Sellers only 19.6% and that a big name like Gary Stevens didn't even make the win list.

It might also interest you to know that, at Santa Anita, a major track, no Trainer/Jockey combination won more than 10 races. Had you confined your wagers to horses trained by Neil Drysdale, you'd get only 28 total bets in 6 weeks of racing, During this same period, choosing to attend when Mel Stute ran one of his 43 total entrants, you'd have profited $37.79 on $2 bets, $377.90 on $20 bets. Trainer Mike Harrington was better. His 8 wins in 29 starts would net the patient $20 bettor $556.70 in just 6 weeks. That's $12.37 a day. Wow!

Betting Mike Mitchell, Ted West, Ron McAnally or Beaumont's own Richard Mandella would bring you a big NET LOSS! For example, the average payoff for Mandella's winning charges was $3.69.

Nationwide the top 2 Trainers combined Win Percent: 23.4 Top 2 Jockeys combined Win Percent 25.78. I've never had a report from a client whose win percentage was EVER as LOW as that of the combined TOP 2 trainers or top 2 jockeys. The same goes for their average mutuels.

I may be preaching largely to the choir here, although I know a few clients whose conversations are filled with references to trainers and jockeys, most of whom they know personally. As for mainstream horse "players," they tend to identify each horse entered in a race by its human manipulators. How many times have you been asked, "Waddaya think of so and so's chances?" naming the jockey, sometimes the trainer, but NOT the horse. I look at the T & J names before handicapping ONLY to help me determine which contender(s) will be the most likely UNDERlays.

I was once told by a very prominent trainer that we, as handicappers had a great advantage over them. First we could make an objective evaluation of every horse in a race. Second we could scratch, hide or pass on any animal that we didn't consider a profitable bet. In short we enjoy options not available to even the top jockeys or trainers.

Add to this Chris McCarron saying, "All jockeys are deterrents to a horse. Good jockeys are just LESS of a deterrent.

We've had a few (very few) clients who questioned our Exotic Warning cautioning against investing in exotics without also having sufficient wagers on winners and high paying place horses.

The clients who called us on this matter all claimed they get enough profit from Exacta-Quinella and Trifecta wagering to make consistent profit. Congratulations to them. They are in the minority and the warning was not for them. They kept the kinds of records for place and show that we have urged **every** client to keep who aspires to profit from exotics.

You may have noticed the absence in previous issues of former features such as **Anatomy**

Copyright SartinMethodology.com - Not for Resale

**of a Problem Race** and **From The Top.**

We show enough races each issue to demonstrate how, by merely ***following instructions*** along with a little UNcommon sense, you'll get a plethora of high priced win and place mutuels (when a place bet is appropriate. See the Power of Place, Follow Up #66).

The key is following instructions. Nothing upsets me more than Shane getting a phone call from someone complaining of a losing day, then having Shane read from his own winning readouts from that same day. The caller often (not always) refuses to accept the fact that altering his (it's always a he) procedure to match those offered by Shane and the Follow Up, would solve the problem.

I'm talking about someone who simply ignores instructions, printed so often in various recent manuals as well as in many volumes of the Follow Up. Also disturbing is that after every **From The Top** article, came numerous questions answered in that very article. As a result of these and other similar questions, I'm led to suspect that a few Follow Up subscribers don't read or digest its content.

Questions such as "Can a 5.5 furlong horse successfully negotiate 6 furlongs at MY track?," cannot be answered by us unless we are currently handicapping that track. Despite the many books that offer generalized, universal answers, there truly are none - except those gleaned from your own records. If you refuse to keep records, how are you to know? We are less knowledgeable than you about the daily facts of tracks far distant from those on which we keep daily records.

Anyone believing that there is a **universal** answer to the specific vagaries of all tracks, is naive. Any author/expert who claims otherwise is more interested in making a sale than in helping you. They seem to forget the old axiom that God helps those who help themselves.

As for the **Anatomy of a Problem Race**, we'll change that to **Anatomy of a Problem Bet**. The reason is obvious. In the past year almost all problems submitted by clients have been in the area of wagering decisions. Handicapping, per se, is far less of an issue. Winners and high paying Place horses are making their way with regularity to your top 3 tiers of BL/BL and substantially fewer winners are showing up in Tiers 4 or 5.

Just wagering on the TWO highest overlays within the top 3 Tiers of BL/BL is making users of the new computerized Wagering Decision Form an average of around 147% profit per 20 race cycle: Here's an example, following strictly the instructions given in Follow Up #71:

Copyright SartinMethodology.com - Not for Resale

SARTIN METHODOLOGY

GG -- WAGERING DECISION FORM -- WIN

*After Hides*

| | BOTTOM LINE-BETTING LINE RANKS 1 | 2 | 3 | 4 | 5 | BAL | PRIMARY EPR | LPR | CPR | TTE | HEW | FX | SUPP SPN | ENT | TTS | TTP | FRAC ELN | PASS | # |
|---|---|---|---|---|---|---|---|---|---|---|---|---|---|---|---|---|---|---|---|
| HIT T 1204 2 | | 12.80 | | | | 2 | 2 | 3 | 2 | 3 | 3 | 2 | 1 | 2 | 2 | 1 | 1 | 1 | 1 | 2 | | 1 |
| DOLLA 1204 1 | 10.80 | | | | | 2 | 2 | 2 | 1 | 1 | 1 | 1 | 3 | 1 | 1 | 1 | 1 | 3 | 1 | 1 | | 2 |
| GOOD 1203 8 | | | 14.40 | | | 4 | 4 | 1 | 3 | 4 | 2 | 2 | 1 | 3 | 2 | 3 | 2 | 2 | 1 | 1 | | 3 |
| 1203 7 | | | MISSED | | | | | | | | | | | | | | | | | | | 4 |
| 1203 6 | | | MISSED | | | | | | | | | | | | | | | | | | | 5 |
| TOM C 1203 4 | | | 35.80 | | | 6 | 4 | 1 | 4 | 2 | 1 | 4 | 4 | 4 | 3 | 4 | 3 | 4 | 2 | 2 | | 6 |
| ALL E 1203 3 | 7.40 | | | | | 3 | 1 | 4 | 1 | 3 | 3 | 1 | 2 | 2 | 2 | 1 | 1 | 1 | 1 | 2 | | 7 |
| PENNY 1203 2 | | | | | NO 7.80 | 5 | 2 | 5 | 4 | 4 | 5 | 4 | 1 | 5 | 5 | 3 | 3 | 1 | 3 | 3 | | 8 |
| GRAND 1203 1 | | | PASSED | | | 3 | 1 | 6 | 2 | 1 | 3 | 1 | 3 | 3 | 3 | 2 | 2 | 2 | 2 | 2 | | 9 |
| 1202 8 | | | MISSED | | | | | | | | | | | | | | | | | | | 10 |
| NIPSY 1202 7 | | | 8.80 | | | 5 | 4 | 2 | 3 | 4 | 3 | 3 | 2 | 3 | 1 | 2 | 2 | 2 | 2 | 1 | | 11 |
| TIZZY 1202 6 | | | | | NO 13.80 | 3 | 4 | 3 | 4 | 5 | 4 | 5 | 1 | 5 | 5 | 1 | 1 | 1 | 1 | 2 | | 12 |
| 1202 5 | | | MISSED | | | | | | | | | | | | | | | | | | | 13 |
| CINCI 1202 4 | 7.00 | | | | | 2 | 1 | 3 | 1 | 2 | 3 | 2 | 1 | 1 | 3 | 1 | 1 | 1 | 1 | 1 | | 14 |
| 1202 2 | | | MISSED | | | | | | | | | | | | | | | | | | | 15 |
| MAMOO 1202 1 | | | PASSED | | | 5 | 1 | 4 | 1 | 1 | 2 | 2 | 4 | 1 | 1 | 1 | 1 | 3 | 3 | 5 | | 16 |
| CASCA 1119 8 | 22.40 | | | | | 5 | 2 | 3 | 1 | 2 | 3 | 1 | 2 | 1 | 1 | 1 | 1 | 1 | 1 | 1 | | 17 |
| HARD 1119 7 | 22.20 | | | | | 3 | 3 | 2 | 1 | 3 | 2 | 3 | 1 | 1 | 1 | 2 | 2 | 1 | 2 | 2 | | 18 |
| 1119 6 | | | MISSED | | | | | | | | | | | | | | | | | | | 19 |
| BRIGH 1119 5 | | 7.00 | | | | 5 | 1 | 6 | 1 | 2 | 4 | 1 | 3 | 2 | 2 | 1 | 1 | 2 | 2 | 4 | | 20 |

| | 1 | 2 | 3 | | 5 |
|---|---|---|---|---|---|
| TOT WIN | 5 | 2 | 3 | | 2 |
| TOT MUT | 69.80 | 19.80 | 59.00 | | 21.60 |
| AVE MUT | 13.96 | 9.90 | 19.67 | | 10.80 |
| AVE BAL | 3.0 | 3.5 | 5.0 | | 4.0 |

BASED ON $2 WAGERS
$72 BET
GROSS RETURN $162.40
NET RETURN $ 90.40
BASED ON $10 BETS $452
125% PROFIT 3.5 DAYS

18 RACES BET
TOP 3 TIERS ONLY
BL/BL
6 MISSED- 2 PASSED
10 WON

Copyright SartinMethodology.com - Not for Resale

Convincing all clients to HIDE horses with odds too low to warrant a wager is probably going to be the most difficult task I've ever attempted. We get missives from persons who are actually quite intelligent and capable, saying they have a "real problem" hiding low priced winners who seem like obvious choices. They still cling to outmoded concepts to which even I once gave some lip service (though NOT in the past three years). I predict that there will still be some who, after hiding a $5.80 WINNER, will cry out in pain and vow NEVER to do THAT again. Foolish, yes. But it will happen.

The mathematics of reality dictate that HIDING low odds horses and then getting TWO winners paying over $20 that move from a lower status to the 2nd or even 3rd Tier of BL/BL is FAR MORE profitable than MISSING 4 or even 5 $6 winners because you HID them. Just do the math before crying out: NEVER AGAIN!

That's the power of the new program. It **moves** horses we might ignore into a BL/BL position we CANNOT ignore!

The now archaic notion of NEVER HIDE or SCRATCH the Pace Setter or a favorite(s) because, supposedly it changes the Match-Up and distorts your readouts, may still be true for strictly visual handicappers, only one of whom I know enjoys success: Jim Bradshaw. He's living proof that visual handicapping can be learned but not taught!

Readouts from the mathematics derived from Quantum and Chaos physics handle the Strange Attractors of the Match Up quite well. Just ask those whose letters fill Vox Pop.

You would be surprised at the number of conversations I have with Teaching Members who smilingly tell me that they no longer practice what they used to teach at seminars; that they now employ a completely different strategy. This poses a big problem for those who follow the maxims of respected teachers from past seminars as opposed to the current information published in the Follow Up.

For EXOTIC BETS ONLY, keep on including Pace Setters and Favorites in your BEFORE BL/BL readout. In your AFTER readout, for WIN only, it's NOT necessary in the newly improved Synthesis Super-Screen on the Wagering Decision Form program. Just follow written and our audiotape directions and remember that Top Tier, low odds BL/BL horses often place and/or show. For WIN only, HIDE them and make a second printout to get win overlays.

When low priced contenders actually **win**, you lose the race. But the HIDE procedure also raises the BL/BL tier level of overlays to no less than 3rd or, at worst, 4th. If your handicapping has been suffering from a lot of 4th or 5th tier winners, work on contender/paceline selection. The guidelines differ even from what I once espoused.

Ironically, my HIDE instructions often raise the BL tier of winners that were once 4th or 5th to 2nd or, in a few cases, 1st. I've shown some Follow Up examples of this phenomenon. Even as I was preparing this issue a client called and said "I've been SAVED!" He HID one low odds horse and in doing so moved the double digit winner from BL/BL 5th Tier to FIRST! This can't happen on the old written Form, or even on the BL/BL of Synthesis itself. The new BL/BL on the Wagering Decision Form program is what does it.

In this issue we'll show examples of how the improved BL/BL is working to produce more

Copyright SartinMethodology.com - Not for Resale

winners in the top three tiered BL/BL. Even the old hand entry version helped produce more consistent profitable winners than any handicapping program alone. The computerized version, simple to use, will add to that growing legion of winners.

Strange but true. In handicapping, what you truly believe to be true often keeps you from accepting what is true. No matter how brilliant your intellect it is subject to a contaminated belief system.

We still have some exceptionally bright clients in this category. Strong, reality-centered belief systems can overcome factors and concepts not essential to success. But a self-deluded belief system, coupled with stubborn resistance, can be disastrous even to those with the highest IQ's.

By the same token a vacillating belief system is often FATAL! Constant vacillation from one set of handicapping beliefs and/or procedures to others is de rigueur for many clients. It's comparable to waking up in a new world each morning. This is what is occurring with those clients who win for several days in a row after visiting me at the office, e-mailing Shane or myself or phoning. They win for a short period because of an immediate inspirational imprint or, more aptly, they unclog their Information Receptors, to temporarily remove those Antagonists born of years of MIS-information and losing habits.

Tom Ainslie said quite emphatically, that with Synthesis, "Handicapping" as classically defined, is **no longer necessary**. A lot of clients took him seriously and removed all ego from their use of our current programs. It worked for them. Others continue to handicap with their ego overriding all reality and they still don't enjoy the bounty that could be theirs if they'd just open their RECEPTORS to the flow of Neuropeptide INFORMATION we regularly provide for use by your Mind/Body Neurotransmitters.

Curing the problems of those suffering from the DIS-ease of NON-winning is the topic of **The Psychology of Winning**, the second installment of which is in this issue.

It is the best gift I could possibly offer to those who still haven't achieved their goal and look upon themselves as non-winners. Some may have to read both articles several times before it all sinks in, yet I assure you that once it's fully digested and utilized, it WORKS!

• • •

**Dear Ann Landers:** A few years back, you told a woman who wanted to break an unwanted habit to wear a rubber band on her wrist and snap it whenever the impulse came on. I tried this to help me stop picking at my fingernails, and it worked like a charm.

Thanks for sharing these little pearls of wisdom that occasionally change people's lives in small, or large, ways. — M.A. in Ithaca, N.Y.

Dear M.A.: How good of you to let me know I helped. A letter such as yours is the frosting on the cake. Thank you.

Creators Syndicate

**Remember when I used to hand out rubber bands for your wrist? Some Winning clients still wear one. Like the letter says "worked like a charm".**

Copyright SartinMethodology.com - Not for Resale

**ON LINE WITH SHANE**

SHANE'S TECH SUPPORT LINE:
**909-845-1728**
HOURS (Pacific time) Weekdays - **11:30 AM to 3:00 PM**
**e-mail: shane@discover.net**
**or send your question/problem by mail**

# Got a Problem? Use the NET!

The Internet is a vast wealth of information that can help with all kinds of hardware and software problems. I've used it to solve many problems and answer many questions. For example, printing problems. You don't need to know the actual web site address to get the information you want - just use the SEARCH box with Search Engines such as Excite, Lycos, Infoseek or any of the others. Some search engines contain more information than others so try more than one if you aren't getting the info you want. Let's say you have a printer that is designed to print from Windows 95 or 98 but has difficulty printing from DOS. Type "printing in DOS" in the search box and get all kinds of problem-solving resources. Type in "printer drivers" and you can find printer driver software that may fix a printing problem. Use your imagination! Just type in keywords or phrases that you want information on and see what happens!

# Keep Those e-mails Coming!

If you haven't sent us your e-mail address, please do.

Copyright SartinMethodology.com - Not for Resale

# Rights of Pass(age)

It seems that a number of clients are not aware of the types of races to pass. I generally tell them that if there's a big question mark in their mind about certain races then it is considered ***passable***. Personally, if I can't find at least four races from a card to invest in, I will not invest at all. Of course, I always work two tracks at a time so there is some leeway there. The following is an example of a day I won't bother going to the local off track site (phone betting is a different story since you don't have to drive to and from, pay for parking, entry fee, etc.).

On this day at Santa Anita there were just too many "iffy" races. Golden Gate, normally my second track this time of year, was dark. The day was Wednesday, January 27, 1999 in which I saw only two races I considered solid investments. The others simply left too many question marks in my mind. Here they are:

**2nd Race: Four first time starters. Nuff said.**

**4th Race: 1 1/8 mile. Many entrants had long layoffs combined with other horses with dismal speed ratings. One horse with a single turf line, the rest were foreign races.**

**5th Race: Three first time starters, five horses with only one line each.**

**6th Race: Four horses with only two lines each - workable, but risky.**

**7th Race: 6 1/2 on the dirt. Two turf-only horses, two horses from Turf Paradise that have not run on a California track (risky as a rule even though a TUP horse won this one).**

**8th Race: Three first time starters.**

**6198—SECOND RACE. 5½ Furlongs. Purse $20,000. Maiden Claiming. Fillies, 3-year-olds. Claiming price $32,000-28,000.**

| Index | Horse and Jockey | Wt. | PP | ST | ¼ | ½ | ¾ | Str. | Fin. | To $1 |
|---|---|---|---|---|---|---|---|---|---|---|
| —— | On Moonlight Bay, J Valdivia Jr | 120 | 6 | 1 | 1½ | 1hd | - | 1¹ | 1³ | 10.90 |
| 4065 | Dixie Snow, M Pedroza | 120 | 2 | 3 | 3²½ | 2hd | - | 2½ | 2¹¼ | 1.50 |
| 6030 | Capeche, M Garcia | 120 | 1 | 4 | 2hd | 3³ | - | 3³ | 3hd | 1.70 |
| 5238 | Tejano Kiss, O Vergara | 120 | 3 | 6 | 6² | 4hd | - | 4²½ | 4¹⁰ | 27.10 |
| —— | Racing The Wind, V Espinoza | 120 | 7 | 5 | 5¹ | 5²½ | - | 5³½ | 5⁴½ | 4.00 |
| —— | Apolitng Charmer, J Alterez | 120 | 8 | 7 | 7²⁰ | 7 | - | 6hd | 6½ | 62.50 |
| 6116 | Hija Del Sol, J Gonzalez | 118 | 5 | 2 | 4hd | 6¹ | - | 7 | 7 | 36.10 |
| —— | Pammy Wammy, J Steiner | 118 | 4 | 8 | 8 | broke | - | down | dnf | 17.80 |

Scratched — Infatuation, Royalty's Work.
Claimed — Racing The Wind-Tony Busching & Don Reese-Sean McCarthy

**8—ON MOONLIGHT BAY ..... 23.80 7.80 3.40**
**3—DIXIE SNOW ..... 3.20 2.40**
**1—CAPECHE ..... 2.40**

Off: 1:36 Time: :21.97 :45.83 :58.74 1:05.22 Track: Clear & Fast. Winner-br.f.96 Strolling Along-Pete Dancer Tr-Randy K Bradshaw Own-Jan, Mace & Samantha Siegel. Mutuel Pool $235,285. Exacta Pool $148,688. Daily Double Pool $97,491. Quinella Pool $21,442. Trifecta Pool $162,022.

**$1 EXACTA (8-3) PAID $38.00** **$2 DAILY DOUBLE (2/8) PAID $184.20**
**$2 QUINELLA (3-8) PAID $25.20** **$1 TRIFECTA (8-3-1) PAID $96.60**
**$2 DAILY DOUBLE CONSOLATION (2/7) PAID $13.80**

**6200—FOURTH RACE. 1⅛ Miles. Purse $54,000. Allowance. [illegible] and mares, 4-year-olds and up. Note: This race was originally scheduled on the turf.**

| Index | Horse and Jockey | Wt. | PP | ST | ¼ | ½ | ¾ | Str | Fin | To $1 |
|---|---|---|---|---|---|---|---|---|---|---|
| 5252 | Hazel Louise, I Pugles | 118 | 5 | 1 | 1¹½ | 1⁴ | 1³ | 1³½ | 1² | 3.10 |
| 6022 | Flimsy (GB), C McCarron | 119 | 4 | 6 | 6 | 6 | 5² | 2¹½ | 2⁵½ | 1.80 |
| 6101 | Tabarcia, F Martinez | 117 | 1 | 3 | 2½ | 2hd | 2hd | 3⁴ | 3⁹ | 5.00 |
| 6130 | Lucky Raisin, A Rodriguez | 117 | 6 | 5 | 4² | 4² | 4hd | 4⁴ | 4³ | 13.60 |
| 6022 | Willie's Special, O Flores | 119 | 2 | 4 | 5³½ | 5¹ | 6 | 6 | 5³½ | 9.00 |
| 6101 | Given The Nod, J Valdivia Jr | 117 | 3 | 2 | 3¹ | 3¹½ | 3¹ | 5¹ | 6 | 2.90 |

Scratched — Fiamma (Ire), Good Enough (Fr), Roxanne's Game (Eng), Ta Ta Be Tiny

**5—HAZEL LOUISE ..... 6.20 4.00 2.80**
**4—FLIMSY ..... 3.20 2.60**
**1—TABARCIA ..... 3.00**

Off: 2:35 Time: :23.29 :47.24 1:12.12 1:37.93 1:51.56 Track: Clear & Fast. Winner b.m.94 Builder-Sparky Sparky Tr-Paul G Aguirre Own-Hord or Mossor or Otur [illegible] Pool $248,212. Exacta Pool $217,620. Quinella Pool $32,131. Pick Three Pool $62,345.

**$1 EXACTA (5-4) PAID $12.30** **$2 QUINELLA (4-5) PAID $11.60**
**$1 PICK THREE (8/1/5) PAID $535.00**

**6201—FIFTH RACE. 5½ Furlongs. Purse $20,000. Maiden Claiming. Fillies, 3-year-olds, bred in California. Claiming price $32,000-28,000.**

| Index | Horse and Jockey | Wt. | PP | ST | ¼ | ½ | ¾ | Str. | Fin. | To $1 |
|---|---|---|---|---|---|---|---|---|---|---|
| —— | Wine With Pride, A Soto | 120 | 5 | 5 | 2hd | 2¹½ | - | 2²½ | 1⁵ | 4.60 |
| 6116 | J Vivendi, I Pugles | 118 | 12 | 1 | 1⁴ | 1¹½ | - | 1hd | 2¹½ | 2.80 |
| —— | Princess Lauren, F Valenzuela | 120 | 8 | 4 | 4¹½ | 3hd | - | 3¹½ | 3²½ | 38.10 |
| 6030 | Ceebert's Dancer, R Valdez | 111 | 10 | 7 | 9¹½ | 8½ | - | 7²½ | 4¹ | 45.70 |
| 6080 | Gaminee, F Martinez | 120 | 7 | 2 | 5½ | 4½ | - | 4hd | 5nk | 2.80 |
| 6080 | Reprint, C Black | 120 | 3 | 8 | 6² | 5³ | - | 5² | 6½ | 57.00 |
| 6026 | Jeremy's Treasure, D Flores | 120 | 4 | 6 | 3¹ | 6²½ | - | 6¹ | 7⁵ | 6.00 |
| 6026 | Stage Beauty, J Valdivia Jr | 120 | 1 | 9 | 8¹ | 9²½ | - | 8² | 8¹ | 6.40 |
| 6026 | Hero's Habit, M Garcia | 118 | 8 | 12 | 12 | 12 | - | 10¹½ | 9²½ | 59.00 |
| 5123 | Beetchi, M Pedroza | 118 | 2 | 10 | 11²½ | 10hd | - | 11³ | 10hd | 56.40 |
| 6080 | She Knight, J Gonzalez | 120 | 11 | 3 | 7¹½ | 7hd | - | 9hd | 11³½ | 15.00 |
| —— | Opinionized, C McCarron | 120 | 9 | 11 | 10½ | 11¹ | - | 12 | 12 | 19.30 |

Scratched — Major, Nor Bob, Start Screaming.

**5—WINE WITH PRIDE ..... 11.20 5.80 5.60**
**12—J VIVENDI ..... 4.20 3.80**
**6—PRINCESS LAUREN ..... 18.00**

Off: 3:06 Time: :21.75 :45.37 1:11.18 1:17.94 Track: Clear & Fast. Winner-ch.f.96 Desert Wine-Valdez Pride Tr-Caesar F Dominguez Own-Flying A Farms. Mutuel Pool $285,264. Exacta Pool $212,132. Trifecta Pool $293,763. Quinella Pool $31,590. Pick Three Pool $89,897.

**$1 EXACTA (5-12) PAID $29.30** **$1 TRIFECTA (5-12-6) PAID $499.90**
**$2 QUINELLA (5-12) PAID $28.20** **$1 PICK THREE (1/5/5) PAID $184.90**

**6202—SIXTH RACE. 6½ Furlongs. Purse $50,000. Allowance. 3-year-olds, bred in California.**

| Index | Horse and Jockey | Wt. | PP | ST | ¼ | ½ | ¾ | Str. | Fin. | To $1 |
|---|---|---|---|---|---|---|---|---|---|---|
| 5245 | Love That Red, K Desormeaux | 119 | 5 | 5 | 4²½ | 3½ | - | 1¹½ | 1⁶ | 80 |
| [illegible] | Reno Hightower, C McCarron | 117 | 3 | 2 | 7 | 7 | - | 5¹½ | 2¹ | 3.70 |
| (4062) | Golden Roamer, C Black | 118 | 4 | 7 | 6²½ | 5hd | - | 4hd | 3⁵½ | 29.30 |
| (6063) | First Titanium, D Sorenson | 119 | 2 | 3 | 1½ | 1hd | - | 2¹½ | 4³½ | 4.10 |
| (6074) | Tri Xacta, A Solis | 117 | 1 | 6 | 5⁴ | 6¹½ | - | 6½ | 5¹ | 25.40 |
| 6107 | Pursue Castle, E Delahoussaye | 119 | 7 | 4 | 3¹ | 4¹ | - | 7 | 6hd | 11.70 |
| 6050 | Corsar's Bounty, I Enriquez | 117 | 8 | 1 | 2½ | 2¹½ | - | 3hd | 7 | 11.10 |

Scratched — Starship.

**5—LOVE THAT RED ..... 3.60 2.40 2.60**
**3—RENO HIGHTOWER ..... 3.20 2.60**
**4—GOLDEN ROAMER ..... 5.00**

Off: 3:37 Time: :21.64 :44.93 1:09.70 1:16.01 Track: Clear & Fast. Winner-br.g.96 Highland Park-Pat's Lady Red Tr-Leonard M Duncan Own-Terry O Walls. Mutuel Pool $282,258. Exacta Pool $200,622. Quinella Pool $27,168. Trifecta Pool $241,241. Pick Three Pool $100,533.

**$1 EXACTA (5-3) PAID $6.50** **$1 PICK THREE (5/5/5,6) PAID $43.50**
**$2 QUINELLA (3-5) PAID $7.40** **$1 TRIFECTA (5-3-4) PAID $53.50**

**6203—SEVENTH RACE. 6½ Furlongs. Purse $65,000. Classified Allowance. Fillies and mares, 4-year-olds and up. Note: This race was originally scheduled on the turf.**

| Index | Horse and Jockey | Wt. | PP | ST | ¼ | ½ | ¾ | Str. | Fin. | To $1 |
|---|---|---|---|---|---|---|---|---|---|---|
| —— | Ualoaa Lani, G Olguin | 118 | 5 | 3 | 3⁴½ | 3⁶ | - | 2hd | 1³ | 4.70 |
| 6092 | Iza Bay, C McCarron | 118 | 1 | 2 | 1hd | 2²½ | - | 3³½ | 2no | 2.10 |
| 6092 | Iza Bon Bon, J Scott | 118 | 2 | 1 | 2⁴ | 1½ | - | 1¹ | 3¹¼ | .90 |
| 9735 | La Belle Bleu, O Flores | 117 | 4 | 4 | 4¹ | 4¹ | - | 4³ | 4⁷ | 16.10 |
| 4145 | Pourquoi Pas (Ire), L Pincay Jr | 118 | 3 | 5 | 5 | 5 | - | 5 | 5 | 6.60 |

Scratched — Call Me (GB), Eubee (Fr).

**5—UALOAA LANI ..... 11.40 4.40 2.40**
**1—IZA BAY ..... 3.80 2.20**
**2—IZA BON BON ..... 2.10**

Off: 4:08 Time: :21.76 :44.38 1:09.71 1:16.35 Track: Clear & Fast. Winner-br.m.93 Rare Performer-Get Us to Paris Tr-John W Sadler Own-Lawrence Opas. Mutuel Pool $205,333. Exacta Pool $211,911. Quinella Pool $28,298. Pick Three Pool $75,942.

**$1 EXACTA (5-1) PAID $19.40** **$2 QUINELLA (1-5) PAID $17.00**
**$1 PICK THREE (5/5,6/5) PAID $87.40**

**6204—EIGHTH RACE. 6 Furlongs. Purse $17,000. Maiden Claiming. Fillies and mares, 4-year-olds and up. Claiming price $25,000-22,500.**

| Index | Horse and Jockey | Wt. | PP | ST | ¼ | ½ | ¾ | Str. | Fin. | To $1 |
|---|---|---|---|---|---|---|---|---|---|---|
| —— | Bar Harbor Express, Delahoussy | 121 | 3 | 6 | 1½ | 1¹ | - | 1²½ | 1¹ | 4.00 |
| 6129 | Sunatra, M Garcia | 121 | 6 | 2 | 3¹ | 3¹ | - | 2hd | 2¹¼ | 5.30 |
| 5229 | In Trust, V Espinoza | 119 | 9 | 1 | 4hd | 4²½ | - | 4² | 3² | 1.00 |
| 6028 | Golden Aire, C Black | 119 | 2 | 8 | 7⁴ | 5hd | - | 5³½ | 4½ | 7.60 |
| 6129 | Smile City, F Alvarado | 121 | 5 | 5 | 2³ | 2¹ | - | 3¹½ | 5⁴½ | 7.70 |
| —— | Loveable Sarah, G Olguin | 119 | 7 | 9 | 9⁵ | 8⁴ | - | 7¹½ | 6⁵½ | 43.90 |
| 6061 | Where's Bob, P Atanson | 121 | 1 | 10 | 6hd | 7hd | - | 8⁵ | 7½ | 26.30 |
| 5157 | Oxana On Ice, J Silva | 121 | 4 | 7 | 5¹½ | 6³ | - | 6hd | 8⁴ | 57.50 |
| —— | Chela's Prize, F Valenzuela | 121 | 10 | 3 | 10 | 10 | - | 10 | 9¹½ | 56.90 |
| 9388 | Bonnie Vigors, A Rodriguez | 119 | 8 | 4 | 8¹½ | 9⁵ | - | 9² | 10 | 69.40 |

Scratched — Maestra Mia.

**3—BAR HARBOR EXPRESS ..... 10.00 6.00 3.00**
**6—SUNATRA ..... 6.20 3.00**
**9—IN TRUST ..... 2.40**

Off: 4:38 Time: :21.92 :45.37 :58.11 1:11.79 Track: Clear & Fast. Winner-br.f.95 Irish Open-Bar Ways Tr-Don Porter Own-Tigertail Ranch. Mutuel Pool $250,206. Exacta Pool $172,705. Daily Double Pool $112,920. Trifecta Pool $231,357. Quinella Pool $24,434. Superfecta Pool $144,132. Pick Three Pool $107,808.

**$1 EXACTA (3-6) PAID $22.00** **$2 DAILY DOUBLE (5/3) PAID $53.80**
**$1 TRIFECTA (3-6-9) PAID $53.60** **$1 SUPERFECTA (3-6-9-2) PAID $170.60**
**$2 QUINELLA (3-6) PAID $23.60** **$1 PICK THREE (5,6/5/3) PAID $92.50**

Copyright SartinMethodology.com - Not for Resale

# Accepting Valid Criticism

I have never ignored critical evaluation from any outside source. Whether it be supportive from those like Tom Ainslie, Mark Cramer, Andy Beyer and the James Quinn or Dick Mitchell of yesteryear, or latter-day negative remarks by Mitchell, Barry Meadow, or the mellow mixture of plus and minus from Steve Davidowitz, I pay attention. When anything said or written has a premise that might improve the Methodology, I first research it fully. If it proves valid, I incorporate the criticism for the benefit of us all.

Early comments that were actually viable came from Mitchell who wrote in one of his books that if Sartin would include an ODDS LINE, his Methodology would be the most elegant ever created. We have included an Odds Line, although it is not one based on Mitchell's concepts.

Mark Cramer, in two long Cramer-Olmsted Report articles made comments upon which I acted and, in so doing, improved our Bottom Line/Betting Line, subsequently developing our new computerized Wagering Form.

Here are some pertinent excerpts from Mark's C&O research article:

> In theory, the corollaries (additional handicapping concepts), should improve the return on investment. But in reality, I suspected, the use of corollaries would increase the possibility of human error.

**Analysis**

Longshots. How does the BL/BL come up with [illegible] inconceivable longshots?

As Mark has stated, on our first test with his $100 bank, we earned him a profit of 258% in four days following his instructions to bet 100% Overlays only. Aline Best did the handicapping. I advised her only on making proper bets at San Bernardino's satellite.

In our second test with Mark's $100, we only realized a 141.6% NET profit. For that one he instructed us to use a client with less skill and a dearth of self-esteem.

Copyright SartinMethodology.com - Not for Resale

Howard sent me two checks, one in my name for the hundred dollars of my original investment, and one for $141.60 made out to Maryknoll. I asked a dear friend of mine who lives near the Ossining headquarters of Maryknoll to personally take the check to these courageous priests, and to tell them that the donation had come from winnings at the race track.

**Mark Cramer**

**As usual, the idiosyncratic BL/BL came up with horses that conventional handicapping would see as doggy doo.**

He was surprised at the number of long shots produced by the top 3 BL/BL horses. We have come to expect them when directions are followed. In virtually every 20 race cycle report I see at least one payoff ranging between $70 and $100. You've seen examples of the higher payoffs in previous Follow Up's. Here's one from J. Armstrong in Minnesota.

BOTTOM LINE -- BETTING LINE

| | PN | cNAME | Ld | SR | PR | BAL | LS | ODDS | TRKDISTS | M/L | |
|---|---|---|---|---|---|---|---|---|---|---|---|
| FAV | 4 | SKIP AWAY 2 | 105 | 97 | | 2 | 24.5 | EVEN | MTH 9.0D | 2/5 | S |
| | 5 | WAGON1 | 92 | 94 | | 6 | 19.4 | 2-1 | SAR 9.0D | 15/1 | W 34/1 $70.20 |
| | 3 | FIRE 1 | 88 | 93 | | 6 | 15.0 | 7-2 | SAR 9.0D | 20/1 | |
| | 1 | RUNNI1 | 88 | 98 | | 8 | 10.5 | 5-1 | BEL 9.0D | 10/1 | |
| | 6 | PACIF1 | 82 | 98 | | 13 | 7.3 | 8-1 | DMR10.0D | 15/1 | |
| | 3 | FIRE 2 | 88 | 90 | | 13 | 7.0 | 8-1 | SAR 9.0D | 20/1 | P |
| | 2 | GENTL2 | 87 | 98 | | 11 | 7.0 | 8-1 | DMR10.0D | 5/2 | |
| | 2 | GENTL3 | 87 | 98 | | 10 | 2.0 | 20-1 | HOL10.0D | 5/2 | |

2nd Tier BL/BL wins at $70. The regularity of such mutuels negate Mark's suggestion that we should NOT include higher payoffs in our averages. That's one suggestion I eschewed because these kinds of mutuels eventuate so consistently.

His other suggestions, repeated several times in his article, have merit. Basically he suggests that when making our final wagering decision, we ignore corollaries and just use BL/BL.

**MC:** I understand that you don't bet on the Bottom-Line-Betting Line without consulting sets of corollaries relating to total energy, distance, surface. But it seemed to work for me just fine in the research without the corollaries. Is it possible that the corollaries can confuse the decision-making process? I have a few suggestions that would allow the user to forget about corollaries and make this the dream of all horseplayers: the mechanical bet.

Copyright SartinMethodology.com - Not for Resale

His statement that BL/BL worked just fine for him without consulting corollaries, has merit, even though we must realize that BL/BL is derived from weighted corollary values. His most vital and insightful question is:

Is it possible that the corollaries can confuse the decision-making process? If he is talking about the wagering decision process, he has an excellent point. It does confuse a bevy of users who keep asking ***which*** corollaries are best?

My answer is this:

Corollaries are designed to help you get the race down to SIX (and ties, if any) Contenders from representative pacelines as selected according to the directions I've offered ad nauseam. If you cannot include the winner virtually all the time within those six contenders, go back to the drawing board and review your contender/paceline process. Is it too mainstream? Are you being blinded by archaic rules? The vast majority of clients are not having this problem. In fact the few times I see it happen is when clients try narrowing the field to three or FOUR contenders.

This may instill you with a sense of ego-pride when one of the four wins. However it is not the way to get Overlays. Put in SIX!

Now, let BL/BL take over. Ignore the corollaries. On most occasions you'll see 6th tiered horse move to at least 5. Still probably not a wager. However, and more importantly, as you'll see in several completed forms in this issue, 5th and 4th Tier BL horses will often move to third or second. Many 4th and 3rd Tier horses even move to FIRST.

Mark is correct only when it comes down to making your bets; the Corollaries **can** - and often **do** - confuse wagering decisions. I can point to a number of letters, e-mails and phone calls that attest to this. So, I repeat: USE your corollary readout to get the field down to SIX with the WINNER included. Go to BL/BL. HIDE from SUPERSCREEN contender with odds too low to justify a bet AND any other contender you would not even remotely consider betting. NEXT, go to BL/BL, and IGNORE the corollaries if you're confused. NOW make a win wager on the TWO most profitable OVERLAYS AFTER HIDES. Repeat: AFTER HIDES

Copyright SartinMethodology.com - Not for Resale

# Inadequate Facts in Preponderance of Evidence Giving a False Illusion

For years I've been warning against relying on the old Preponderance of Evidence concept to determine which corollaries prove **best.**

Averaging the TOP 2 or top 3 corollaries might make a good starting point for beginners who reserve some doubt about the potential effectiveness of their program. In the beginning Greg Wachtler fit this description. His unfamiliarity with the concept of the Methodology left him so shaky when he began that he almost quit us.

He phoned me and I straightened out a few of his misconceptions. He's phoned about once a week since and now makes a good supplemental income from his use of Synthesis. That income has grown steadily since he started making proper use of the Wagering Decision Form, optimally utilizing the HIDE feature as directed.

***NOTE: The Wagering Decision Form purposely does not include distance or surface or any other such factor - JUST MUTUEL PAYOFFS. I've explained the reason for this many times and it's very important that such details be ignored when using this form.***

Not so when keeping any other type of information that constitutes your Handicapping Records. That's why Wagering Decision is called a FORM not a RECORD. When keeping records of corollary effectiveness, you must do so by including, at least, DISTANCE and SURFACE. Maiden and Non-Maiden and 2 year old races should be separated. Some like to distinguish between males and females, 3 YO and over 3 YO. I don't and have never suffered as a result. Of course when we computerize our RECORDS/STAT REPORT, every usable factor will be included whether anyone uses them all or just a few.

Now to the business at hand. These 4 reports came from Greg Wachtler. Together we can review what they do and do not tell us. On **A** you'll see that the TOP 3 EPR won 92% of the 37 races listed. Yet on **B**, TOP 3 EPR won only 63%. Top 2 only 27%. All 75 races were from Bay Meadows, so these discrepancies do not represent changes in the surface. They were disparate because of Distance and/or Surface.

Copyright SartinMethodology.com - Not for Resale

Regardless of track, distance surface or any other factor, his 113 race TOP 3 average is 76.19%, as recorded on the Primary/Supplemental Line Scores. Still meaningless. Supposing, for example, one of the extreme least predictive corollaries produced the highest mutuels? On the other hand, what if the highest percentage ranked corollary offers an average mutuel of only $4.80? Look at **B** where Entropy's top 3 won 76% of the races. Entropy is probably the least examined corollary of all, since most clients seem to shy away from the word itself. It's very important, despite being in Greek, because it measures a horse's VELOCITY against its rate of DECELERATION.

For those who still feel they need this kind of a form and want to keep such laborious, hand-entered records while waiting for us to finish the computerized version, here's the additional information **you must** include.

1: Distance 2: Surface 3: Maiden or Non-Maiden 4: BL/BL BEFORE Hides 5: BL/BL AFTER Hides 6: BALANCE 7: Ave. Mutuel earned by corollary.

A lot of hand-entry work and figuring. I'll wait for the computerized version and may only use isolated parts of IT.

Without these seven ingredients any such records are virtually useless. You'd be better off just looking at Primary Line Scores and BL/BL —(Before and After Hides).

Review the following and note such things as:

EPR dominates one set of 38 races and is meaningless in another. But the TOP 3 average out in the high 73-80% range, as they do in most of the records I've seen. In some the TOP 3 dominate in 85% or more. ALL of you should think in terms of TOP 3 (something I've been stating from even before the Yellow Manual in 1982).

Look at his **D** record sheet where he focused only on the TOP 2 at Santa Anita. Sartin Pace Rating was best with 71%. EPR was LEAST effective: 42%. All quite meaningless over time and a GOOD reason to STOP thinking in terms of the TOP TWO!

PLEASE DON'T try using Greg's records for yourself. They are based on HIS handicapping and HIS WINNERS ONLY! In A, B & C he recorded only the Top 3 rankings for HIS winners. He lost most of the races where you see a lot of blank spaces, meaning rankings were four or more.

He still won almost 70% of his races with an average mutuel of right at $12.00 because of his correct use of BL/BL AFTER HIDES!

I recommend that you study all four of these charts and learn for yourself what they indicate and, more important, what they DON'T.

In a minor way they may have helped Greg pick contenders. But he used them in concert with his Primary Lines Scores and BL/BL. Hence he enjoys an average mutuel combined with win percentage that is almost unparalleled in a client who's been with us for so short a time.

MOST IMPORTANT: ALL RECORDS ARE MOST MEANINGFUL ONLY AFTER making appropriate HIDES!!

Copyright SartinMethodology.com - Not for Resale

(A) COMPOSITE CORROLARIES

Top 3 ✓ BAY MEADOWS

GREG WAGERING CHART CORROLARIES

| | EPR | LPR | CPR | TT | HE | FW | FX | SPR | ENT | TS | TPP |
|---|---|---|---|---|---|---|---|---|---|---|---|
| 10/30 #4 | 1 | | 2 | | | | 3 | | | 3 | |
| 10/30 #5 | 3 | 3 | | 1 | 3 | 2 | | 3 | 3 | | |
| 10/30 #8 | 3 | 2 | | | 3 | 3 | | 3 | 3 | | |
| 10/31 #1 | 3 | 3 | 3 | | | 3 | 2 | 3 | 3 | 3 | 3 |
| 10/31 #2 | 2 | 3 | | | 3 | 3 | 2 | 3 | | 3 | 3 |
| 10/31 #3 | 2 | 2 | 2 | 1 | 1 | 2 | | 2 | 2 | 3 | 3 |
| 10/31 #4 | 2 | 3 | 2 | 2 | | 2 | 3 | 2 | 2 | 2 | 2 |
| 10/31 #6 | 1 | 3 | 1 | 2 | 2 | 1 | 1 | 1 | 2 | 1 | 1 |
| 10/31 #8 | 2 | 2 | 2 | 3 | 2 | 1 | 1 | 1 | 1 | 2 | 2 |
| 11/1 #2 | 1 | 2 | 1 | 1 | 1 | 1 | 3 | 1 | 1 | 1 | 1 |
| 11/1 #3 | 1 | | | 1 | | 1 | 1 | 3 | | 1 | 1 |
| 11/1 #5 | | 1 | 3 | 3 | 2 | | 2 | 2 | 2 | | 3 |
| 11/1 #6 | 2 | 2 | 2 | 3 | 3 | 2 | 1 | 2 | 2 | 2 | 1 |
| 11/1 #7 | 2 | 3 | 2 | 2 | 3 | 3 | 3 | 2 | 2 | | |
| 11/1 #8 | 3 | 2 | 3 | 2 | 2 | | | 3 | 3 | 3 | |
| 11/1 #10 | 3 | 3 | | 1 | 2 | 3 | | 3 | 3 | 3 | 3 |
| 11/4 #3 | 2 | 3 | 1 | 1 | 2 | 2 | 3 | 1 | 2 | 1 | 1 |
| #5 | | 2 | | 2 | 2 | | | 3 | 1 | | |
| 11/4 #7 | 3 | 1 | 1 | 2 | 1 | 1 | 1 | 1 | 1 | 1 | 1 |
| 11/5 #1 | 1 | | 2 | 2 | 3 | 3 | 2 | 2 | 3 | 2 | 2 |
| #2 | 2 | 1 | 2 | 2 | 1 | 2 | 2 | 1 | 1 | 2 | 1 |
| #4 | 1 | | | 1 | | 2 | 3 | | | 3 | 3 |
| #5 | 1 | 3 | 1 | 3 | | 2 | 1 | 2 | 2 | 1 | 2 |
| #7 | 3 | 3 | 2 | 3 | | 2 | 1 | 3 | 3 | 3 | |
| #8 | 3 | 1 | 1 | 1 | 1 | 2 | 3 | 2 | 2 | 2 | 2 |
| 11/6 #1 | 1 | | 2 | | | | 3 | | | 3 | 3 |
| #2 | 2 | | 3 | 3 | 3 | 3 | | 2 | 2 | | |
| #3 | 2 | | | | | | 3 | | | 3 | |
| #4 | | 1 | 1 | 1 | 1 | 1 | 3 | 2 | 1 | 1 | 1 |
| #5 | 1 | 3 | 1 | 2 | 3 | 3 | 3 | 1 | 2 | 3 | 3 |
| #6 | 1 | 3 | 2 | 2 | 3 | 2 | 2 | 2 | 3 | 3 | 3 |
| #8 | 1 | | 1 | 1 | 3 | 1 | | 2 | | 1 | 1 |
| 11/7 #1 | 1 | | 1 | 2 | | 1 | 3 | 3 | | | |
| #2 | 2 | 3 | 2 | 1 | 1 | 2 | | 2 | 3 | 3 | 3 |
| #5 | 2 | 3 | 2 | 1 | 3 | 1 | | 2 | 3 | 2 | 2 |
| #6 | 3 | 1 | 1 | 1 | 1 | 1 | 3 | 1 | 1 | 2 | 2 |
| #7 | 1 | 3 | 1 | 2 | 3 | 1 | 2 | 1 | 1 | 2 | 3 |
| 37 Total Races | 34 | 28 | 29 | 31 | 27 | 31 | 27 | 33 | 29 | 30 | 27 |
| | 92% | 77% | 78.3 | 84% | 73% | 84% | 73% | 89% | 78.3% | 81% | 73% |

Top 3 - AVE. = 80.23

Copyright SartinMethodology.com - Not for Resale

(B) COMPOSITE CORROLARIES

Wachtler

Top 3

BAY MEADOWS

WAGERING CHART CORROLARIES

| | | EPR | LPR | CPR | TT | HE | FW | FX | SPR | ENT | TS | TPD | BL/D BM | BL/B MM |
|---|---|---|---|---|---|---|---|---|---|---|---|---|---|---|
| | 10/21 #1 | 2 | 1 | 2 | | | 1 | 2 | 2 | 3 | 1 | 1 | | |
| 2 | 10/21 #3 X | 2 | | 3 | 2 | 3 | 3 | 3 | 2 | 3 | 3 | 3 | | |
| | 10/21 #5 | 3 | 2 | 2 | 2 | 2 | 2 | 3 | 2 | 1 | 1 | 1 | | |
| | 10/21 #6 | | 1 | 3 | 1 | 1 | 1 | 3 | 1 | 1 | 1 | 1 | | |
| | 10/21 #7 | 3 | 2 | 1 | 3 | 2 | 2 | 2 | 1 | 1 | 1 | 2 | | |
| 6 | 10/22 #6 X | 2 | | | 1 | | | | | | 3 | | | |
| | 10/22 #7 | | 1 | | 2 | 1 | | | | 3 | | 2 | | |
| | 11/23 #1 | | 1 | 1 | 2 | 1 | 2 | 2 | 1 | 1 | 1 | 1 | | |
| 9 | 10/23 #3 X | 2 | | | 1 | 2 | | | | | | 2 | | |
| 10 | 10/24 #3 X | 1 | 3 | 1 | 3 | 3 | 2 | 2 | 2 | 2 | 2 | 2 | | |
| | 11/24 #4 | | 1 | | 3 | 1 | | | | 2 | | | | |
| | 11/24 #7 | | 1 | 2 | | | | 1 | | 1 | | 2 | | |
| | 10/24 #8 | 3 | | | 3 | | 3 | | | | 3 | 3 | | |
| | 10/24 #9 | 2 | 3 | | 2 | | | | | | | | | |
| | 10/24 #10 | 3 | 2 | 2 | 3 | 2 | 3 | 3 | 2 | 1 | 3 | 3 | | |
| | 10/25 #2 | | 2 | 3 | | 3 | | | | 3 | | | | |
| | 10/25 #3 | 3 | 2 | | 1 | 1 | 3 | 2 | 1 | 1 | 1 | 1 | | |
| | 10/25 #4 | 3 | 2 | 1 | 3 | 1 | 2 | 2 | 1 | 1 | 1 | 2 | | |
| | 10/25 #5 | | 1 | 1 | 1 | 1 | 1 | 1 | 1 | 1 | 1 | 1 | | |
| | 10/25 #6 | 3 | | 3 | 1 | 2 | | | 3 | 3 | 3 | 3 | | |
| | 10/25 #7 | 3 | | | | | | 2 | | | | | | |
| | 10/25 #8 | 1 | | 1 | 2 | | 1 | 1 | 1 | 3 | 1 | 1 | | |
| | 10/25 #9 | 3 | 3 | | | | | 1 | | 3 | 2 | 1 | | |
| | 10/25 #10 | 1 | | 3 | | | 2 | 3 | | | 3 | 3 | | |
| | 10/28 #1 | 1 | | 1 | 1 | | 2 | 2 | 2 | 3 | 1 | 1 | | |
| | 10/28 #2 | | 1 | 3 | | 1 | 1 | 2 | 3 | 2 | 3 | 3 | | |
| | 10/28 #4 | 1 | | 1 | 1 | 2 | 1 | 3 | 1 | 3 | 1 | 2 | | |
| | 10/28 #5 | | 3 | 2 | | | 2 | 2 | 3 | 3 | 3 | 3 | | |
| | 10/28 #7 | | 3 | 2 | 1 | 1 | 3 | | 3 | 3 | 2 | 3 | | |
| | 10/28 #8 | 3 | 1 | 1 | 2 | 1 | 2 | 2 | 1 | 1 | 1 | 1 | | |
| | 10/29 #1 | 1 | 3 | 1 | | | 1 | 1 | 2 | 2 | 2 | 2 | | |
| | 10/29 #2 | | 2 | 1 | 1 | 1 | 1 | 2 | 1 | 2 | 2 | 2 | | |
| | 10/29 #3 | 2 | 2 | 1 | | 3 | 1 | 1 | 1 | 2 | 1 | 1 | | |
| | #4 | 1 | | 1 | 1 | 3 | 3 | | 3 | | 2 | | | |
| | #5 | | 1 | | 2 | 2 | | | | 2 | | | | |
| | 11/29 #8 | | 2 | 1 | 1 | 1 | 1 | 3 | 1 | 1 | 1 | 1 | | |
| | 10/30 #1 | 3 | | 3 | | | | 2 | | | | | | |
| | 10/31 #2 | | 1 | | | 3 | | | | | | | | |
| | 10/30 #3 | 1 | 2 | 1 | 1 | 2 | 1 | 2 | 1 | 2 | 1 | 1 | | |
| | 38 | 19 Top2 78 | 21 Top2 55.8% | 21 Top2 55.3% | | 20 Top2 53% | 20 Top2 53% | 19 Top2 50% | 21 Top2 55.8% | 19 Top2 50.0% | 20 Top2 53% | 20 | | |

70.2% Ave. Top 3

76.3% Top 3

Top 3 EPR = 63%

Copyright SartinMethodology.com - Not for Resale

© COMPOSITE CORROLARIES

Top3 SANTA ANITA

WAGERING CHART CORROLARIES

| | EPR | LPR | CPR | TT | HE | FW | FX | SPR | ENT | TS | TPP |
|---|---|---|---|---|---|---|---|---|---|---|---|
| 10/21 #3 | 2 | | 2 | 1 | 2 | 2 | | 1 | | | |
| 10/21 #4 | 1 | | 1 | 1 | | 2 | 2 | 1 | | 1 | 2 |
| 10/21 #7 | 1 | | | 1 | 2 | | | | | | |
| 10/22 #1 | | 2 | | | 3 | 3 | 3 | 3 | 3 | | 3 |
| 10/22 #4 | 1 | | | 2 | | 1 | 1 | | | 2 | |
| 10/22 #8 | | | | | | | 1 | | 3 | 2 | 1 |
| 10/23 #1 | 1 | | 1 | | | 1 | 1 | 2 | 3 | 1 | 1 |
| 10/23 #3 | | 1 | 2 | 1 | 1 | | | | | | |
| 10/23 #4 | 2 | 3 | 1 | 3 | 2 | 2 | 1 | 1 | 2 | 1 | 1 |
| 10/23 #6 | | | | | | | 1 | | | 2 | 2 |
| 10/23 #7 | 2 | | 3 | 1 | 2 | 2 | | 2 | 3 | 3 | 3 |
| 10/24 #2 | 1 | | 2 | 1 | | 2 | | 3 | | 2 | 2 |
| 10/24 #7 | 1 | 1 | 1 | 1 | 1 | 1 | 1 | 1 | 1 | 1 | 1 |
| 10/25 #1 | 2 | 3 | 2 | 2 | 3 | 3 | 3 | 2 | 3 | 3 | 3 |
| 10/25 #2 | 2 | | | 3 | | 3 | | 3 | 3 | | |
| 10/25 #3 | 2 | | 3 | 3 | | | | | | | |
| #4 | 1 | | 1 | 1 | 3 | 1 | 1 | 2 | 3 | 1 | 1 |
| #5 | 2 | | 3 | 3 | | 1 | | | | | |
| 10/25 #7 | 3 | 1 | | 3 | 1 | 1 | 3 | 2 | 1 | 3 | 3 |
| 10/25 #8 | 2 | 2 | 1 | 2 | 1 | 2 | 1 | 1 | 1 | 1 | 1 |
| 10/28 #2 | 2 | 3 | | | 3 | 3 | 3 | 3 | 3 | | 3 |
| 10/28 #4 | 2 | 3 | 1 | 2 | 3 | 1 | 1 | 1 | 1 | 1 | 1 |
| 10/28 #5 | 2 | | | | | | | | | | |
| 10/28 #6 | 1 | | | | | | | | | | |
| 10/28 #7 | 2 | 3 | 1 | 2 | 2 | 2 | 3 | 1 | 2 | 1 | 1 |
| 10/29 #1 | 3 | 3 | 3 | | | 3 | 3 | | | 3 | 3 |
| 10/29 #2 | | 2 | 3 | | 3 | | 2 | 3 | 2 | | 3 |
| 10/29 #4 | 2 | 1 | 1 | 1 | 1 | 1 | 2 | 1 | 1 | 1 | 1 |
| 10/29 #6 | 3 | 3 | 3 | 2 | 2 | 3 | | 1 | 1 | | |
| 10/29 #7 | 3 | 2 | | 3 | 3 | 3 | 3 | 3 | 2 | 3 | 3 |
| 10/30 #1 | 1 | 2 | 1 | 2 | 2 | 1 | 1 | 1 | 1 | 1 | 2 |
| 10/30 #2 | 1 | | | 2 | | | | | | | |
| 10/30 #6 | | 1 | 1 | | 1 | 1 | 2 | 1 | 1 | 1 | 1 |
| #8 | 1 | | 2 | 1 | 3 | 3 | 3 | 2 | 3 | 2 | 3 |
| 10/31 #1 | | | | 3 | | | | | | | |
| 10/31 #2 | 1 | | 1 | 2 | 3 | 2 | 1 | 1 | 3 | 1 | 1 |
| 10/31 #3 | 3 | 2 | 1 | 3 | 2 | 1 | 1 | 1 | 1 | 1 | 1 |
| 10/31 #4 | 1 | | 1 | 1 | 3 | 3 | 2 | 3 | 3 | 1 | 1 |
| 10/31 #6 | | 2 | | | | | 3 | 3 | | | |
| 33 | | | 19 Top 2 50% | | | | | 19 Top 2 50% | | | |

Top 3 Ave = 72.05%

Copyright SartinMethodology.com - Not for Resale

D

COMPOSITE CORROLARIES

Wachtler

Top 2 ✓

SANTA ANITA

WAGERING CHART CORROLARIES

| | | EPR | LPR | CPR | TT | HE | FW | FX | SPR | ENT | TS | TPP |
|---|---|---|---|---|---|---|---|---|---|---|---|---|
| 10/11 | #1 | 2 | | 2 | 1 | 1 | 2 | | 2 | 2 | 1 | 1 |
| 10/11 | #2 | | 1 | | 1 | 1 | 1 | 1 | 1 | 1 | 2 | 1 |
| 10/11 | #4 | 1 | | 2 | | | 2 | 1 | 2 | | 1 | 2 |
| 10/11 | #7 | 2 | 1 | 1 | 2 | 2 | 1 | 1 | 1 | | 1 | 1 |
| 10/11 | #9 | | 1 | 2 | 1 | 1 | 1 | 2 | | 1 | 1 | 1 |
| 10/12 | #1 | 1 | | | | | | 1 | | | | 2 |
| 10/12 | #3 | | 2 | 2 | 2 | 1 | 2 | | 1 | 1 | 2 | 2 |
| 10/12 | #5 | 1 | | 1 | | | 2 | 1 | 2 | 2 | 1 | 2 |
| 10/12 | #7 | | | | 1 | 1 | | | 2 | 2 | 2 | 1 |
| 10/12 | #8 | | | 2 | | | 2 | 2 | 2 | 2 | | 2 |
| 10/14 | #1 | | 1 | 1 | | 1 | 1 | 1 | | 1 | 1 | 1 |
| 10/14 | #2 | | 2 | 2 | | 1 | 1 | 2 | 1 | 1 | 2 | 1 |
| 10/14 | #3 | | | | | | | | 2 | 2 | | |
| 10/14 | #6 | | 2 | | | | | 2 | | | | |
| 10/14 | #8 | | 2 | 2 | | | 2 | 1 | 2 | 1 | | |
| 10/15 | #1 | 1 | | 1 | 1 | 1 | 2 | | 1 | 2 | 1 | 1 |
| ● | #5 | 1 | | 1 | | | 1 | 2 | 1 | 1 | 2 | 2 |
| ● | #6 | | 2 | 2 | 2 | | | | 1 | 1 | 1 | 1 |
| 10/15 | #7 | 2 | 2 | 1 | | | 1 | 1 | 1 | 1 | 2 | 1 |
| 10/15 | #8 | | 2 | 1 | 2 | 2 | | | | 2 | | |
| 10/16 | #1 | | | 2 | | | | 1 | 2 | 2 | | |
| 10/16 | #2 | 2 | | 2 | | | 2 | 1 | 2 | 2 | 2 | 2 |
| 10/16 | #3 | 2 | | 2 | | | 2 | 2 | | | 2 | 2 |
| 10/16 | #7 | 2 | | 1 | 2 | | 1 | 1 | 1 | 2 | 1 | 1 |
| 10/17 | #1 | 2 | | | 2 | | | | | | | |
| 10/17 | #2 | 1 | | | 2 | | | | | | | |
| 10/17 | #3 | | | | 2 | | | | | | | |
| 10/17 | #4 | | 1 | | 1 | 1 | | | | | | |
| 10/17 | #5 | | 1 | | 2 | 1 | | | | | | |
| 10/17 | #7 | 2 | | 1 | 2 | 2 | 2 | | 2 | 2 | | 2 |
| 10/17 | #8 | 1 | 1 | 1 | 1 | 1 | 1 | 1 | 1 | | 1 | 1 |
| 10/17 | #9 | | | | | | | | 2 | | 2 | 2 |
| 10/18 | #2 | | 1 | 2 | 1 | 1 | 2 | 2 | 2 | 1 | 2 | 1 |
| ● | #5 | 2 | | 1 | 2 | 1 | 1 | 1 | 1 | 1 | 1 | 1 |
| ● | #6 | | 2 | | | 2 | 2 | | | 2 | | |
| 10/18 | #7 | | 1 | 2 | | 1 | 1 | 1 | 1 | 1 | 1 | 1 |
| 10/18 | #9 | | 2 | 2 | 2 | | 1 | 2 | 1 | 1 | | |
| 10/21 | #1 | | 2 | 2 | 1 | 1 | | | 2 | 2 | | |
| 11/21 | #2 | 1 | 1 | 1 | 1 | 1 | 1 | | 1 | 1 | 2 | 1 |
| Tot 138 Races | | Top 2 42% | 20 Top 2 53% | 29 Top 2 71% | 22 Top 2 58% | 20 Top 2 53% | 25 Top 2 66% | 22 Top 2 58% | 27 Top 2 71% | 25 Top 2 66% | 23 Top 2 61% | 25 Top 2 66% |

Top 2 Ave - 60.45%

WITHOUT EPR 63%

NO Top 3 Ave

Copyright SartinMethodology.com - Not for Resale

## *SYNTHESIS ~ Sequential Interpretation of Corollaries*

A few clients are still communicating with us on the theme of BEST corollaries despite my warnings that only YOU can determine BEST from your own records. However, I will do what I did for GREG WACHTLER when he drove all the way from northern California to visit with me for just a few hours.

On his chart marked B at Bay Meadows, I've placed an X before races 2,6,9 and 10. Let's go across his chart from left to right and I'll interpret the corollaries and their rankings. Bear in mind that ALL these contenders WON their races. I don't know or even CARE about class, distance or surface.

#2X Horse ranks 2nd on EPR has no LPR but is 3rd on CPR. This means it earned its EPR from a strong second FRACTION MOVE. Its FW, FX rank 3rd because of its relatively weak final fraction. It has a 2 Ranking in SPR. This tells us that the 2nd Fraction move was BIG enough to warrant that 2 ranking. To determine HOW big, look at its 2nd fraction on the fractional FPS & ENERGY screen and the Pace of Race, Pace of Horse Screen. Race was possibly a Sprint; maybe Maidens.

#6X This horse ranks 2nd on EPR, has no late but is FIRST on TT. No good rankings otherwise until we get to its 3 Ranking on TS, making it 3rd fastest overall. Again consult other screen to find out HOW much faster its TT was over the field.

#9X Interesting pattern. Ranks 2nd EPR has no LPR but its TT (2nd Fraction Velocity-Energy) move had to be extremely fast. Its 2 ranking in HE means it carried that move into the 3rd fraction. Probably a Route or Turf race. It hits five blanks but ends up with a 2 ranking on Total Pace Potential: A <u>strong</u> indicator, meaning it must have had a good balance rating (he shows no column for Balance).

10X Here the horse is ranked first on EPR but drops to 3rd on LPR. However its FIRST FRACTION must have been inordinately fast to earn it a #1 ranking on CPR despite its 3rd ranked TT. It was competitive throughout the race since it earned a 3 in HE despite its slow 2nd FRACTION (TT). Most telling are its #2 rankings in FW, FX, SPR, ENTROPY and TPP. With this horse I'd be inclined to overlook <u>any</u> apparent FRACTIONAL deficiencies and go with its 2 ranking from FW on.

That's <u>how</u> to interpret corollaries if you think you absolutely must. The problem with this chart is that there is no Line Score printed. My experience has been that when non-winners try interpreting individual corollaries instead of LINE SCORE rankings, they end up losing too many races. Minute interpretation is for veteran WINNERS who seem to have an innate knack for readout interpretation. More former non-winners are becoming winners by not over-interpreting; Getting the race down to 6, hiding first from the PRIMARY LINE SCORES and then HIDING again from the newly improved BL/BL on the computerized Wagering Decision Form exactly as directed in this and the last three Follow Ups!

Copyright SartinMethodology.com - Not for Resale




Howard G. Sartin, Ph.D

# *Curing the DIS-ease of NON-Winning*

## *Part Two*

By mail, by phone, by e-mail and person-to-person, I receive weekly confirmation of my often made statement that there are still a few clients who simply do not, deep in their souls, truly want to win or make a profit. For some it's a subconscious death wish. For others it's just a matter of preferring to exercise their ego at the expense of profit. They are reluctant to subordinate their unjustified ego-centered prejudices to a reality based challenge.

I don't think their attitude is always purposeful nor do I believe that they completely ignore, resist (or both) the voluminous Follow Up directions that have led others to win. I envision two probabilities:

(1) They subscribe but do not thoroughly read and re-read their Follow Ups. Shane and I receive questions about things that are repeatedly addressed in most issues.

(2) When viewing Past Performances in the DRF or from their download, they see a blur of garbled numbers and become literally traumatized to the point where all the past lessons and information we've imparted simply flee from their working brain. Perhaps this same phenomenon obstructs their capacity to comprehend Follow Up articles.

(3) At the moment of decision, the time for wagering, they suffer severe anxiety and make decisions contrary to those they'd make in life situations other than in stochastic events like handicapping and betting. This can happen to the brightest of persons who, in business and conventional investing, are very objective and shrewd.

What occurs is depicted below: A functional shut-off valve at the neck, gets turned off, sending the brain into panic.

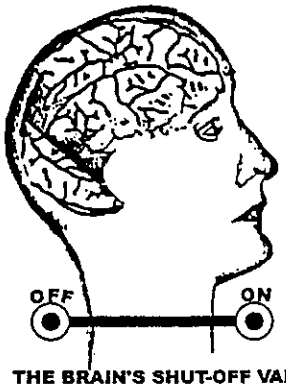


THE BRAIN'S SHUT-OFF VALVE

Copyright SartinMethodology.com - Not for Resale

## COGNITIVE BRAIN FUNCTION SHUT OFF VALVE

I know of no better way to describe it. It happened to me a few times quite early in my attempt at successful, profitable handicapping. I cannot fault anyone who suffers from the results of this valve's actions. I can only offer a way to eliminate it altogether and allow the free flow of positive neurotransmitters to reach the proper receptors waiting for them in the brain.

While this shut-off valve operates more frequently at the moment of truth, it also seems to exist for some even when they're reading the Follow Up or handicapping at home. If so, it's a very serious problem to those really wanting to win. It's the major symptom of the disease of non-winning and should be so regarded: A disease requiring cure. The same as the kind for which you'd see a physician. For aspiring profit-seeking handicappers, it's a life-threatening disorder.

Another, and perhaps one of the most serious symptoms, is manifest through an attitude focused on winning races, regardless of the win mutuel. Usually this symptom is accompanied by lack of self-esteem which is only countered by the ego gratification that comes from such a non-profitable win. It ignores the fact that most of the crowd, against whom we're competing, also won that race. Winning such races only gratifies the adapted infant ego, the "I want it NOW," response that Freud called the Id. This is a regressive kind of ego that is really seeking self-delusion <u>not</u> self-esteem.

I could enumerate dozens of other symptoms but why? The true, basic reason certain clients do not consistently profit from their handicapping/wagering endeavors is: They don't REALLY DESIRE TO!

What they <u>want</u> is to PLAY the races. A tragic term, "PLAY THE RACES." Each time I slip and use it myself, I apologize; though no one seems to know why. The term is too ingrained to be offensive.

Ironically, when a Methodology client ends up PLAYING, it was <u>not</u> his/her original intent. They went to the expense of getting a computer and a current computer program, a subscription to the Follow Up, video/audio tapes and other things from us. They handicap with diligence and go so armed to the track or off-site wagering center. When they get there, they go to pieces and one or all of the above cited factors takes over; all their previous effort becomes in vain. Their minds blur, they forget everything most recently learned. The only knowledge that remains is the mainstream claptrap they absorbed from their initial introduction to handicapping.

That original instruction, of course, contained <u>rules</u>. When the mind is fogged it seeks RULES to get through. The happy news is that over the past three decades I've managed to help several hundred clients through that fog. It's those who have yet to find their way out of this haze that concern me most.

Here I must add that if it is your true intent to treat your horse racing activities as nothing more than a recreational game, with no aspirations of profit from your efforts, then you're not one of the targets of these comments. Most clients cannot afford that luxury. If you can, bless you. You're **not** part of the problem.

To date the Methodology vehicles that have been the most beneficial in helping to achieve the goal of turning non-winners into profit-making winners, have been the audio-video tapes,

Copyright SartinMethodology.com - Not for Resale

especially the videos.

It must have something to do with television's dominant influence on our lives and its ability to teach, if only subliminally, as well as to entertain. Since a video tape equates to TV, I'm getting ready to do another one on the **Cure for NON-winning.**

I began this series of articles with a discussion of Dr. Candace Pert's 1972 discovery of the Opiate Detector and how our natural, uplifting endorphins can stimulate a positive mind-body reaction through the unimpeded flow of neuropeptides, neurotransmitters to the Receptor. Dr. Pert also wrote about what she calls ANTAGONISTS.

In our field of endeavor, Antagonists are Negative Obstructions that we use to impede the flow to our brains of those curative endorphins and peptides. What's more, though we don't admit it, we do it on purpose, at least subconsciously. Candace Pert's two decades of study show that human beings, at least on a subconscious level, purposely negate this **curing informational** flow by a RESISTANCE barrier. A wall, steel re-enforced by false information, prejudice and fixed attitudes first constructed by early life injunctions that kept our behavior under control through the exercise of rules. A lot of those rules were good. Among other things, they kept us from putting our fingers in electric sockets, running in front of cars, drowning in the bath tub or falling down stairs.

STATE

For those accusing me of using big, technical terms (even though I always provide a definition), the word STATE should come as a big relief. Unlike a lot of other scientific terms, it means the same in any field. STATE of health. Emotional STATE; Attitude STATE (coming from fixed BELIEFS/ PREJUDICES). These and other STATES contribute to the most important state:

STATE of MIND (Mental State)

One can handicap and wager successfully even with health problems. Aline Best, for example, is on disability and in constant pain. She has learned to compensate so that her physical health does not effect her mental health. She compensates because it's necessary. Virtually anyone can do what's necessary if they visualize mind over matter.

The emotional state of every non-winner I've met has been tenuous. Or, if you prefer, rocky. They suffer from INdecision caused by fear. They may be steadfast and decisive individuals in life's socially approved endeavors, but they suffer marked anxiety when dealing with stochastic events like horse racing. In truth, they live by prejudices not by true inner belief. They are conditioned to believe only what their early imprinting tells them they're ***supposed*** to believe.

This entire series on curing the disease of non-winning is being dedicated to achieving emotional stability in our handicapping and wagering. How to put us all "IN THE ZONE."

State of ATTITUDE: Non-winners have negative attitudes. Some disguise this with flagrant "Devil may care" or "Know it all" attitudes. Despite losing records they resort to attributions in which they function in a manner they feel essential to pleasing parental or socially imposed "rules." They tend to blame some source outside themselves when things go wrong. They have a fixed frame of reference from which they are afraid to deviate lest they incur some real or imagined disapproval from whatever source. In short, they'd rather **lose** than displease that source. Just witness how many non-winners hang out with a group of friends who are outright losers.

Copyright SartinMethodology.com - Not for Resale

Overcoming these insidious states is not as difficult as some may imagine. The first essential is to **recognize** their power over the persona of the non-winner. Failure to recognize and accept the fact of their existence and acknowledge a sincere desire to change to a winning state of mind. Without the client having sincere desire, I'm on a Fool's Errand,—and so are all NON-WINNERS.

An Emotional State of true desire is essential. True Desire is not the same as "wanting." Everyone says they want to win. They're giving lip service to the "idea" of being winners but lack true desire.

They want to win, yes. But on their own terms; continuing to do "IT" the way THEY WANT, virtually ignoring both directions and reality. Doing it the old way, in accordance with archaic, erroneous concepts and rules. I've written about them in past articles; persons who do not really desire to win. Every true winner I know has at one time or another sacrificed a number of former beliefs and prejudices in favor of Current Reality.

Once we gave out rubber bands to fit around the wrists of all clients. To my joy I still see many winners using them at the track or off-site wagering center. Whenever they find themselves in an anxious state of mind or emotion, they snap their rubber band against their wrist until it pains them back to a reality state. Now they proceed with calm equanimity to wager accordingly.

I've never seen a non-winner wearing a rubber band.

Fervently hoping that you absorbed Candace Pert's explanation of the curative power of Meditative Visualization, I'll repeat some vital things from Follow Up #72:

Meditation and visualization offer the ultimate cure to the disease of non-winning. In my original instructions for using the old handwritten Synthesis Wagering Form, I said not to separate races by distance, surface, class ***or*** how much you bet. I've been told by some non-winners that such instructions are crazy. - even by my computer programmer. Odd, since it was he who taught Aline Best to download and use the output from TrackMaster.

Remember, It was Aline who earned us that 13 page article in the Cramer-Olmsted report, lauding our BL/BL readouts and the profits they earned, irrespective of class, distance or surface.

In fact, Cramer went so far as to write me this in a letter after he got the money from Aline's test results.

Dear Howard,

I'm sending you my analysis of the BL/BL printouts and results charts. I hope this analysis (final three pages of an 11-page article) will be of use to you. I won't burden you with the rest, but needless to say, it speaks highly of you and the BL/BL. Glad to see you're now one of the "value boys."

I am aware that your corollaries involve subtle handicapping nuances and are valid tools. However, I also believe that the BL/BL can be used MECHANICALLY.

The BL/BL is intellectually exciting to me, and this second phase of research could be useful not only to my readers but to your clients as well.

Thanks again! Cheers, Mark

Copyright SartinMethodology.com - Not for Resale

My instructions were and are specifically aimed at getting you to visualize on the New Wagering Decision Form the way Aline and other winners do. The Form is not a record keeping device, per se. It ***is*** a visualization device and a learning tool, something for you to stare at and focus on. By so doing you are putting yourself automatically into a meditative state. This way you don't have to learn any of the varied or complex techniques of meditation or self-hypnosis If you separate races by distance, surface, class or the amount of your bet, there are too many thing upon which to focus. You lose the value of the Form and change it into a device that offers little if any help in the area it is designed to help cure.

You should be interested in only one thing. In each 20 race cycle - following my directions precisely - whether you bet or not, you will see and hence visualize in an enforced meditative state **which** BL/BL tiers are producing the overlays.

In a short time, this process will also teach you about passing certain races, and added confidence in contender/paceline selection.

If you want to keep a different form for record keeping, be my guest. But please use my Wagering Decision Form for visualization!

Just visualize this Form as directed after HIDES, and soon you will self-cure the disease of non-Winning. Don't just scan it, concentrate on it, as in self-hypnosis.

Let it be the key that opens into your Information Receptors. I want to stress again: It's as potent an after-the-fact learning tool as it is an on-the-spot wagering tool. Having a printed history of what your top choices paid is just as vital as having it during the wagering process. History has always been mankind's greatest learning tool. Failing to act upon the realities of history is what has made so many re-live its tragedies.



Using this form as directed is a prescription comparable to the strongest medicine. Take it with acceptance and the infectious disease of non-winning will gradually disappear.

Non-winners who fail to take it; refuse to accept the prescription and it's most likely that they'll fail to improve only because their self-deluded ego tells them they know a lot better than a practitioner who has treated and cured hundreds of other cases just like theirs.

Copyright SartinMethodology.com - Not for Resale

# SUMMARY ~

Curing and immunizing against the disease of non winning.

**STATE-DEPENDENT LEARNING**
**&**
**STATE-DEPENDENT MEMORY**

DEFINITIONS

**STATE:** The state of the mental - emotional, mind-body state you're in when:

(A) Handicapping
(B) Wagering

**ANXIETY INDUCED STRESS:** Temporary Amnesia for all valid learning.

**PANIC:** Acting foolishly and/or returning to memories of earliest instruction. END UP doing exactly the opposite as you were more RECENTLY informed and instructed.

**CHANGING STATES:** Anxiety caused Psycho-Neuro Biological changes.
We once used the more simple term Ego-State which explained it all very well but had little effect on most readers.

**MESSENGER MOLECULES:** Messenger Molecules are released through my prescription for **concentrated** Focus and Visualization of Results from the Wagering Decision Form Program. This works equally well whether used as an after-the-fact **learning tool** or by taking a portable computer to the track or off-site wagering center, or, as so many are doing, telephone betting with running odds.

HIDE from the program ANY HORSE you would NOT bet.
Learn to PASS races with no predictable overlay profit.

Copyright SartinMethodology.com - Not for Resale

EXAMPLES:

After Hides

SARTIN METHODOLOGY
(HOL) -- WAGERING DECISION FORM -- WIN

| | BOTTOM LINE-BETTING LINE RANKS 1 | 2 | 3 | 4 | 5 | PRIMARY BAL | EPR | LPR | CPR | TT | HE | FW | FX | SUPP SPN | ENT | TS | TP | FRAC E | L | N | PAS S | # |
|---|---|---|---|---|---|---|---|---|---|---|---|---|---|---|---|---|---|---|---|---|---|---|
| SEATT 1205 6 | 14.00 | | | | | 3 | 1 | 3 | 1 | 3 | 3 | 1 | 2 | 1 | 1 | 1 | 1 | 2 | 1 | 1 | | 1 |
| NATIV 1205 4 | | 14.00 | | | | 5 | 5 | 1 | 2 | 1 | 1 | 2 | 3 | 2 | 2 | 2 | 2 | 3 | 2 | 2 | | 2 |
| 1205 3 | | | MISSED | | | | | | | | | | | | | | | | | | | 3 |
| RED S 1205 2 | 8.00 | | | | | 3 | 3 | 1 | 1 | 3 | 1 | 2 | 1 | 1 | 1 | 2 | 2 | 1 | 2 | 1 | | 4 |
| POOL 1205 1 | | 7.00 | | | | 2 | 2 | 2 | 2 | 2 | 2 | 2 | 2 | 2 | 2 | 1 | 1 | 2 | 1 | 1 | | 5 |
| AYRTO 1203 7 | | | | 9.80 | | 6 | 1 | 5 | 4 | 3 | 5 | 5 | 2 | 3 | 5 | 2 | 4 | 1 | 4 | 5 | | 6 |
| 1203 5 | | | MISSED | | | | | | | | | | | | | | | | | | | 7 |
| 1203 4 | | | MISSED | | | | | | | | | | | | | | | | | | | 8 |
| PLEAS 1203 3 | | | PASSED | | | 6 | 3 | 3 | 3 | 3 | 3 | 3 | 2 | 2 | 2 | 3 | 3 | 3 | 3 | 3 | | 9 |
| REPOR 1203 2 | | 25.00 | | | | 3 | 4 | 1 | 2 | 4 | 1 | 3 | 2 | 2 | 1 | 2 | 2 | 2 | 1 | 1 | | 10 |
| TA TA 1203 1 | 10.80 | | | | | 2 | 2 | 1 | 1 | 1 | 1 | 1 | 1 | 1 | 1 | 1 | 1 | 1 | 1 | 1 | | 11 |
| SAPPH 1118 7 | | | PASSED | | | 6 | 3 | 1 | 2 | 3 | 1 | 1 | 1 | 1 | 1 | 2 | 2 | 2 | 1 | 1 | | 12 |
| 1118 6 | | | MISSED | | | | | | | | | | | | | | | | | | | 13 |
| 1118 5 | | | MISSED | | | | | | | | | | | | | | | | | | | 14 |
| DIXIE 1118 4 | 28.40 | | | | | 6 | 4 | 2 | 2 | 1 | 1 | 3 | 4 | 1 | 1 | 2 | 2 | 4 | 2 | 2 | | 15 |
| 1118 3 | | | MISSED | | | | | | | | | | | | | | | | | | | 16 |
| CRIS 1118 2 | | | 13.60 | | | 5 | 1 | 4 | 2 | 3 | 3 | 3 | 4 | 2 | 4 | 1 | 2 | 2 | 3 | 4 | | 17 |
| 1118 1 | | | MISSED | | | | | | | | | | | | | | | | | | | 18 |
| HOE B 1113 8 | 7.20 | | | | | 2 | 1 | 3 | 1 | 2 | 4 | 1 | 2 | 1 | 1 | 1 | 1 | 1 | 1 | 1 | | 19 |
| LOVE 1113 7 | 11.00 | | | | | 4 | 2 | 3 | 1 | 2 | 2 | 1 | 1 | 1 | 2 | 1 | 1 | 1 | 1 | 2 | | 20 |
| TOT WIN | 6 | 3 | 1 | 1 | | | | | | | | | | | | | | | | | | |
| TOT MUT | 79.40 | 46.00 | 13.60 | 9.80 | | | | | | | | | | | | | | | | | | |
| AVE MUT | 13.23 | 15.33 | 13.60 | 9.80 | | | | | | | | | | | | | | | | | | |
| AVE BAL | 3.3 | 3.3 | 5.0 | 6.0 | | | | | | | | | | | | | | | | | | |

18 RACES BET
TOP 3 TIERS ONLY
BL/BL
7 MISSED-2 PASSED
9 WON

18 RACES BET
BASED ON $2 WAGERS
$72 BET
GROSS RETURN $139
NET RETURN $ 67
BASED ON $10 BETS $335
93% PROFIT 3.5 DAYS

Copyright SartinMethodology.com - Not for Resale

Here is just a one day summary from Shane. He did 7 Races, PASSED none. He usually passes more races but this example is designed to show what can be accomplished by doing 7 straight races.

Based on $2 bets. TOP 2 BL/BL Tiers ONLY (in this isolated case.)

WAGER: 4 X 7 = $28 RETURN $49.20. NET $ 21.20 WAGERING $10 per horse, $20 per race NET $106.00

IT is not my purpose to claim that you'll make huge sums every single day, so I'll always include worse case scenarios. His profit percentage for this single day, with NO PASSES, was NET 76%.

Compare that with the best percentage projections of well-known author-experts and you'll find that even our minimums exceed their highest expectations.

SARTIN METHODOLOGY
HOL -- WAGERING DECISION FORM -- WIN

| | BOTTOM LINE-BETTING LINE RANKS 1 | 2 | 3 | 4 | 5 | PRIMARY BAL | EPR | LPR | CPR | TTE | HEW | FW | FX | SUPP SPN | ENT | TS | TP | FRAC E | L | N | PASS | # |
|---|---|---|---|---|---|---|---|---|---|---|---|---|---|---|---|---|---|---|---|---|---|---|
| GLORI 1210 7 | 10.40 | | | | | 4 | 2 | 2 | 1 | 2 | 2 | 2 | 2 | 1 | 1 | 2 | 2 | 2 | 3 | 3 | | 1 |
| PRIZE 1210 6 | | 13.60 | | | | 4 | 3 | 3 | 3 | 2 | 3 | 3 | 1 | 2 | 2 | 2 | 1 | 1 | 2 | 3 | | 2 |
| PISMO 1210 5 | | | | | 15.60 | 8 | 2 | 5 | 5 | 5 | 5 | 5 | 2 | 4 | 5 | 3 | 5 | 2 | 5 | 4 | | 3 |
| 1210 4 | MISSED | | | | | | | | | | | | | | | | | | | | | 4 |
| 1210 3 | MISSED | | | | | | | | | | | | | | | | | | | | | 5 |
| MIND 1210 2 | | 15.80 | | | | 6 | 3 | 1 | 2 | 2 | 1 | 3 | 3 | 2 | 2 | 3 | 3 | 3 | 3 | 3 | | 6 |
| DISGU 1210 1 | | 11.40 | | | | 6 | 6 | 1 | 3 | 2 | 1 | 1 | 3 | 2 | 1 | 3 | 1 | 5 | 1 | 1 | | 7 |
| TOT WIN | 1 | 3 | | | 1 | | | | | | | | | | | | | | | | | |
| TOT MUT | 10.40 | 40.80 | | | 15.60 | | | | | | | | | | | | | | | | | |
| AVE MUT | 10.40 | 13.60 | | | 15.60 | | | | | | | | | | | | | | | | | |
| AVE BAL | 4.0 | 5.3 | | | 8.0 | | | | | | | | | | | | | | | | | |

TOP 2 TIERS ONLY (IN THIS CASE) - CONSIDER 5 A LOSS.

**IN PAST YEARS I'VE SUGGESTED THAT AFTER FOUR CONSECUTIVE LOSSES YOU GO HOME AND REEVALUATE YOUR CONTENDER/PACELINE SELECTION.**

**THAT IS NO LONGER THE CASE WHEN YOU HIDE HORSES WITH WIN MUTUELS TOO LOW TO BET. THERE WILL BE RARE TIMES WHEN LOW PAYING WINNERS WILL COME UP FOUR TIMES IN A ROW.**

**BE SURE THAT YOU HANDICAP ALL THE RACES AS PRESCRIBED, NOT JUST A SELECT FEW AS DETERMINED BY MAINSTREAM GUIDELINES. FOLLOWING THIS PROCEDURE YOU'LL SELDOM HAVE FOUR CONSECUTIVE LOSSES AT ANY ONE TRACK.**

Copyright SartinMethodology.com - Not for Resale




I am retiring in Feb. '99 after 40 years in the transportation industry which has required too much of my time. Now I look forward to the freedom of using my time as I desire and one of my desires is to become proficient at Thoroughbred Handicapping which I've dabbled in since the early '70's.

Your products and philosophy have always been admired and will be the source of my learning and growth. Thanks for all of the great information provided over the years.

Best holiday wishes to all at O. Henry House.

J.R., California

**DOC COMMENTS: I especially like his reference to "philosophy' accompanying products. One without the other is not as effective.**

Dear Sirs,

I have enclosed (payment) for a subscription to the Follow Up as well as back issues Follow Up #66 and #68.

I also wanted to remark on how effective the Synthesis program for TrackMaster is. The Follow Up has been an excellent source of corollary ideas; such as hiding the favorites and usually selecting from the last three lines. I've also been most effective when I eliminate selections with layoffs.

K.F., New York

Shane,

I haven't written you in a while. I have been CRUSHING them at the Meadowlands meet simply using TrackMaster Synthesis and using balance as a key to cracking the corollary code. Have you found this to be true at other tracks as well?

N.L., New Jersey

**DOC ANSWERS: Yes.**

Hello Howard,

It certainly was a pleasure being in the presence of both yourself and your many friends in Las Vegas recently. I can't tell you what an honor it has been to know you and to be associated with the Methodology for the past six years.

Improvement in handicapping is only a small part of what you have given me, for which I'm truly grateful. The real gift you have given me has been the improvement of myself as a person for which I can never thank you enough.

Thanks so much for your time.

V.Y., California

HI Doc, Shane -

I have enclosed my check for the TrackMaster version. I know it will save me time and it should also help me cut down on mistakes that are made when inputting data manually from the Daily racing form.

I have also enclosed my Wagering chart. As you will see, at LA Downs from 60 races at all different distances and surfaces, 80% were in the top 4 BL/BL. That's exciting stuff. That is also from a rookie, but with your guidance, I will make it to the big time.

B.N., Louisiana

**DOC COMMENTS: For a "rookie" 80% is a great start. I'm looking forward to it becoming at least 90%.**

Shane:

I am working on Sam Houston which is primarily an early track. I encountered 2 days of a sloppy track. On Sunday the track was rated Sloppy and then Muddy. I also noticed that final times were running about 3 seconds slow. If I use the EPR for Sunday I would have only 2 winners out of 9 (not so good). I came home and I was trying to find out why the early horses on the slow/sloppy then muddy track were loosing. I reworked the pace line and eliminated the EPR front runners and looked for closing LPR horses and I found that the change resulted in 7 or 9 winners Shane, does this sound feasible?

By the way, over the weekend I nailed a $77.40 horse at Meadowlands, This can be fun.

N.B., Louisiana

**DOC COMMENTS: His comments about change in the mud can be anticipated. However, a survey of supposedly Early tracks shows EPR as the <u>least</u> predictive corollary.**

Copyright SartinMethodology.com - Not for Resale

Dear Doc Sartin,

I've been a client for several years now and am extremely thankful for you and your work. The Synthesis program is magnificent. However in the Follow Up I feel like you are constantly wishing for acceptance from the very people whom we are playing against (Parimutuel-wise). Why don't you tell Cramer to buy your program, become a client and make himself some honest money instead of allowing him to bastardize the Methodology. In Vox Pop there was an example of P.W., Missouri who "used a simple test along the lines suggested by Mark Cramer". Mark Cramer and all the other authors you refer to, except Tom Ainslie, are absolutely meaningless to true clients of the Methodology. I never read anything they write. In fact I disposed of my entire library of mainstream books, even one given to me by my first love while attending Purdue. It seems that you are hoping for their recognition of your superiority (no proof needed to true clients) as an expert, which you are! This will never happen and I feel you are wasting your time and ink on them. Systematic analysis of randomly selected racing cards from across the country are, to me, much more meaningful.

At your recognition dinner did any of the author experts come? Based on your answer then who should get the most time and ink? If you wrote an entire Follow Up without mentioning "author expert" one time I would be in heaven. I know the Follow Up is your journal and you can write anything you please, but for me, author experts are irrelevant.

Regards,

S.C., Virginia

**DOC COMMENTS: Follow Up 73 had already been written, but Steve makes a very good point. In Follow Up 74, I'll put Steve in heaven. No mentioning author-experts. I guess I took the Don Quixote comparison too seriously and have too often tilted the author-expert windmills.**

**As for author-experts at my recognition dinner, many did make their presence known. Tom Brohamer, charter Teaching Member #1, was at the head table and made a great speech. Jim Bradshaw had a vital medical appointment that week, but sent a beautiful suit for me to wear, Tom Ainslie paid and sent a tribute, but a flight from Ossining, NY to Las Vegas for one evening is quite a trip for a octogenarian. Vic Palermo was there, as was Steve Schmidt. Dennis Mikkelson was the MC. Al Borgerdine, an original PIRCO member, gave a speech showing his IRS form for that day's Breeders' Cup Pick Six and a sheaf of 100 dollar bills. Emmy winner Peter Tolan was there and spoke humorously and glowingly. Jonathan Bratt and his wife drove through rain and snow from San Francisco to attend. He's the uncle of Banjamin Bratt, star of the award winning Law & Order, and a longtime client. All the wonderful clients and friends who attended from all over the U.S., Canada and Great Britain mean far more to me than any nods of acceptance from author-experts.**

Dear Doc, Shane and Mary:

Just a note to wish all of you a blessed Holiday Season and a New Year full of brilliant new handicapping insights.

I have been doing one or 2 cards per week. The magic of the Internet combined with TrackMaster and Synthesis enable me to keep at it even from Sarajevo, Bosnia. I have been focusing on Philadelphia Park, which is a track which I like, but have always lost money at. In 38 races I have only excluded the winner 5 times from BL/BL top 4. I have been using the top 5 SPN as initial contenders and then eliminating the 5th horse based on E/L, Both + and %Median; or the one with the least 1's and 2's on the Super Screen if all horses fit the E/L Both+ %M model.

While it is not possible to get absolute answers on betting returns without actually passing money through the parimutuel window, I have been averaging a 1.40 ROI on 58% winners picked. Given that in some 10 years of handicapping I have never beaten Phila Park, I am thrilled!! I am only an occasional visitor there as it is near my parents' house.

...Again, thanks for all your consistent support over the years and a fabulous program in Synthesis.

Sincerely, W.D., Bosnia

Shane,

Thanx for the updated Synthesis TrackMaster program. Seems much more stable on the times it produces for tandem races. The power of the Fractals, Entropy, and the other supplemental factors has become quite apparent to me. Awesome stuff!

The highest mutuels to you and everyone at OHH.

P.B., California

Copyright SartinMethodology.com - Not for Resale

Hi Shane,

I have upgraded computers and the new one has Windows98. What do I need to do to install my TrackMaster version of Synthesis on this computer. This really is the best software on the market for handicapping.

Thank You,

H.W.H., Tennessee

**Shane Comments: We have yet to hear of any problems from clients upgrading to Win98.**

Hi Shane:

Is anything new in the works??? Not that Synthesis isn't doing a great job, but since joining you in 1991, have seen you improve on the unimprovable!!!

If you ever need a program tester from the east I would be glad to volunteer.

My best wishes to you, your dad and everyone for a great holiday and a better 1999!!

R.J.D., Pennsylvania

Hello Shane,

Synthesis for TrackMaster is really great. I'm having a ball with this program. Corollaries galore. Had a $55er on my first use, the second day after receiving the program. Practiced for a few more days, then had seven of eight - Top four. Still practicing, concentrating on Place. Improving.

Always,

S.R., California

**DOC COMMENTS: He picked up the program at the office and got a stern lecture on FOLLOWING DIRECTIONS. Got the expected result.**

Hello Doc,

It was great coming to visit you. Thanks for the analysis you showed me from my readouts. I'm tracking early-late energy potential like you said along with balance. I'm also keeping wagering decision charts for the place horse. I'm continuing to study the readouts and rereading the Follow Ups. The more I practice the easier it gets. I'm learning that Bottom Line Betting Line is really an excellent corollary in itself.

Thanks for the lunch and all the help.

G.W., California

Howard,

My confession: My worst days and weeks were not for lack of opportunity. I just wasn't seeing the "reality" that was on the readouts right in front of me. Sometimes I passed viable races because the odds "weren't good enough", forgetting in my anxious haste that two horses at 3-1 is an ROI of 100% if one of them wins! 2.5-1 around 75%. You might say I temporarily became a "value boy" in the worst sense. To help avoid being anxious, I've added a step to my handicapping: Before starting a new race, I calmly read one page from Deepak Chopra's "Creating Affluence". A great book for helping to keep perspective.

I may not be the shiniest coin in the fountain , but my intention is unbending and my will undented.

Thanks for everything,

D.B., California

Dear Howard,

Thanks for note. Disagreement relates to where you wrote you're not a value boy. Elsewhere in the same FU you are critical of those who take unfairly low prices and the whole BL/BL methodology is based on betting only on contenders of value.

Glad you liked my article.

If I ever do a "Kinkiest Handicapping", not in the works at this moment, I'd have to feature you, for many horses that come up well on BL/BL have nothing to do with conventional handicapping. Through Helm I found that Yagli was 2-1 on BL/BL in the BC Turf. Independently I had come up with Yagli, and both Mike and I made money on that race. Oh, here's another mild disagreement. No, I did not choose the idea of "kinky" handicapping to be sexually seductive. It's something that arose spontaneously at a seminar in which none of the participants would have tolerated my two selections, so the word "kinky" came out spontaneously as a metaphor for "weird". I recommended win-place bets on both horses (we have so much more in common than you'd imagined) and one last point, and this is not confidential: for me, horse racing as it is today would not be nearly as entertaining if it were not for Howard Sartin.

Cheers,

Mark (Cramer)

Copyright SartinMethodology.com - Not for Resale

# The Goldstein Report

Recently on the Internet there was a report from someone named Goldstein who claimed to be the world's greatest handicapper. He also said he would have nothing good to say about anyone with a system or method. He apparently made some particularly vicious remarks about me.

One good thing about the Internet is that people can answer back with positive responses as they did against Barry Meadow's slander. Here is one response to the Goldstein Report:

>
>I am one of those people who have been with the Methodology since the mid
>80's. I have nothing but kind words to say about Sartin, Bradshaw,
>Brohammer, etc. I took an early retirement in 1989 to do racing on a full
>time basis and I can honestly say that this would have not been possible for
>me without the Sartin Methodology and the computer programs that go with it.
>It has never been easy but it has been very rewarding.

>Whatever one may think of the
>Sartin Methodology, I can truly say that there are no people in the racing
>world that I have ever met that are always available and willing to help as
>Howard Sartin and Jim "HAT" Bradshaw have been. Besides being my mentor, I
>can truly say that I consider both to be true friends. It should be noted
>that besides Meadow's report on the methodology there was also a very
>glowing report and test done in the recent issues of the Cramer-Olmsted
>report. For what it is worth, Mark Cramer is now a believer in the new
>Synthesis program from the Methodology and the old and venerable Tom Ainslie
>now does all of his handicapping with Sartin's Synthesis program. I have
>just re-read what I am writing here and it almost seems like a paid
>advertisement for the Sartin Methodology but I can assure you that I am
>simply one of the many Sartin clients from around the world who feel blessed
>to have been introduced to Howard and to be able to say that my life has
>truly been changed for the better because of that meeting. I feel that I am
>not only a better handicapper, but really am a much better person because of
>the teachings of the Methodology. Cheers and Happy Holidays to All

Hi Shane

Hope you had a good holiday season. I've been doing much much better with the plan the last couple of weeks. I switched from Bay Meadows to cheap east coast tracks and so far they have a lot more winners paying over the 7 dollars the plan demands. They also have a very strong LP and E/P preference in sprints and routes so I've been getting on the winners by using the generated style from the energy generator and by keeping tabs on the % early and sustained screen. I had a 50, 28 and 21 dollar winner all in the top three my last 20 race cycle. Like your dad says, PRACTICE, then practice some more. I haven't made a bet since early October, but I've worked 3 to 5 cards a week, kept the records and now I know I can WIN. I appreciate you being kind when I used to call looking for the easy way to win but now I realize one needs to find his own way. THANKS.

S.P., California

Shane:

Still riding the longshot roller coaster at SA. This can't last forever but it sure is fun. On the 10th, race 3 caught the winner at a fat 40 dollars. Also in case someone asks or fyi the Santa Anita site now has a link directly to Golden Gate!

D.W., Nebraska

**DOC COMMENTS: He ordered the Wagering Decision form program and used it as directed. The Longshot roller coaster will keep on rolling.**

Hi Doc, Shane and the two Mary's!

This is the briefest of e-mailettes to tell you of my biggest win with dollars down.

Tup 0118 race 7. Phantom's Darlin came up 3rd on Synthesis so I bet it (taking the two highest M/L odds from the top three)...Came in at 69.20

T.B., United Kingdom

Copyright SartinMethodology.com - Not for Resale

# ARE YOU BETTING TOO MUCH?

by Mark Cramer

Be prepared to confront some ideas which fly in the face of conventional horse betting logic. (I'm going to skip the obvious: if you do not show an annual betting profit, then you are betting too much. If you don't understand this simple truth, then you should not be "playing" the horses at all.)

The converse of the above statement seems deceptively obvious: if you're winning regularly, you should be betting more. This may be true in some cases, but in most cases it is false. Let me explain.

My findings are based on (1) observations of and interaction with many high rollers; and (2) my own betting records.

Several big bettors who belittle those of us who wager less than they do, can expect to gain a 4 percent profit for the year. I'll refer to a prototypical large wagerer (a composite of several of the ones I know). He (it's usually a he) spends at least 12 hours a day making betting decisions, handicapping, keeping records, developing statistics. That's 60 hours a week, which is 240 hours a month. Even if he takes off two days each week and two weeks each year, this totals 2,760 hours spent on racing during the year.

IF he put a million dollars through the mutuels during that period, at 4 percent return on investment, it would mean a total profit of $40,000. In terms of dollars per hour, his return would be $14.10 per hour, rounded off. If he ONLY wagered a half million, his dollar-per-hour figure would drop to $7.05. And this is his gross profit before expenses, which may include some of the following: publications, racing forms, downloading expenses, programs, transportation, parking, or electronic expenses that replace being at the track.

The question is: if you're going to shove a million or half million through the windows and be pretty much enslaved to your job (because this does become a job), is it worth it if you're only going to make between $14 and $7 per hour? The same amount invested in stock mutuel funds, or even a fixed term C.D. would yield more money with considerably less work.

The purpose of this discussion is to arrive at an objective analysis about how much one should wager. Any personal innuendos regarding high rollers you may know would diminish the perceived objectivity of this article, so I'll keep it conceptual.

## Can you make more by betting less?

If you are an unimaginative handicapper who grinds it out by waiting for those rare spots when the crowd fails to achieve its own competent level of unimaginative handicapping, you may be one of those very few people who need to bet more to make more.

But if your handicapping goes against the grain of conventional wisdom, or if you use a methodology that differs from the crowd's cliche handicapping, such as Sartin's Bottom Line Betting Line, then I would argue that you may make more money by betting less. Even if your gross profit is less than what it would have been had you been wagering

Copyright SartinMethodology.com - Not for Resale

high amounts of money, your dollar-per-hour earnings will be greater, and therefore your investment in time more efficient.

Let me explain how you can win more by betting less with an example.

I once had a client who bet between $300 and $500 per race. I wasn't soliciting him, or any other client; he stalked me and finally convinced me to accept his offer. Curiously, at that time, I was betting between $30 and $50 per race, a tenth of what he was betting. At Hollywood Park one Saturday afternoon, I "gave" him a turf horse by the name of Woodcote, with a low-percentage jockey who had been aboard Woodcote for that horse's best race (a factor I liked).

My client told me that the favorite had many more handicapping attributes than the horse I was giving him. I responded that the favorite looked okay and probably had a better chance of winning than Woodcote, but that the favorite was overbet, and that Woodcote, at 15-1 represented an overlay.

Woodcote eventually went up to 45-1. I don't want to rehash my handicapping arguments for Woodcote. Believe me, the horse had all kinds of legitimate excuses in its previous five races and its best effort six races back was good enough to beat this field. Woodcote had considerably better than a fair chance to win considering its whopping odds, but on the other hand, I would not have been surprised if Woodcote lost the race.

I bet $20 to win, $20 to place, and a couple of exacta combinations with Woodcote on top and bottom, for a total investment of $50.

My client could not get himself to bet on Woodcote. Why? Because there were not enough arguments for a $300 investment. Instead, he put his money on the favorite.

Woodcote won the race and paid more than $90, and I took out well over a thousand from the race.

Now here's my point:

(1) Had my client been a $30 bettor, he would not have had second thoughts about betting Woodcote;

(2) Once your bets go above a certain threshold (different threshold for different bettors), creative handicapping ideas become overruled in the handicappers subconsience by more conventional thinking. It's easy to put $30 on a second choice but it's tough to bet $300 when you know that there's another horse in the race that has a better chance to win;

(3) For most bettors, the higher their minium wager, the less likely they will allow their most creative and perceptive handicapping insights to flow freely;

(4) A player's profits for the year usually are derived from his most unusual handicapping scenarios. The higher his bet, the more likely he will exclude these unusual handicapping scenarios from consideration;

(5) Important! A bettor who wagers high amounts of money but wagers different amounts depending on how strongly he feels about a horse, will end up with much less money on his most creative insights. On the other hand, a bettor who is not wagering high amounts will have less of a differential between his largest bets and secondary but more contrarian bets;

(6) I have gone through periods when I've bet large amounts of money and other periods when I've been very moderate in my investments. Invariably my return on

Copyright SartinMethodology.com - Not for Resale

investment (or percentage of profit) is significantly higher when I'm wagering moderate amounts, because I'm less inhibited in the way I analyze races.

I would like to wager more. But when I've wagered large amounts, my "kinky handicapping" becomes more conventional, and I miss out on some of the truly unusual situations for making money.

When you're wagering $300 on a single horse race, there's a type of self-censureship the kicks in, subconsciously. This is not the case with every bettor I've known, and with a few very select individuals whom I greatly admire, the amount of the wager has no effect whatsoever on their handicapping and decision making.

But few people have observed more serious handicappers than I have, and I can testify that most of the high rollers I know would greatly increase their return on investment if they lowered the amount of their bet.

The happiness factor

Our consumer society has conditioned us to believe that "more is better". Quantity creeps into our mentality and elbows out quality. During the past decade, I have found my personal gurus, people without a following who had wisdom to share. In France I discovered that the happiness level of men who spent there afternoons and/or evenings in a cafe chatting with neighbors was considerably higher than that of people who went to the Moulin Rouge or dined at the Eiffel Tower. The lower heart attack rate among Frenchmen has been correlated by research with their ability to get the most from simple pleasures.

In South America I learned similar lessons from those Aymara Indians who have stubbornly defended their simple lives by limiting their wants and needs to those things that are truly meaningful (to them).

It seems as if the more one wants, the less happy he is. Budhists take credit for this idea, but before I ever heard of Budhism, it seemed like common sense to me (which doesn't mean that I always obey the precept).

The true measure of a successful horseplayer should be his percentage of profit; in other words, the proportion of profit he derives from his investment. The opposite of this concept is exemplified by the heavy hitter I knew who would broadcast to his followers that the more money he put through the windows, the higher his profit would be. He ended up tapping out by betting too much on horses that were paying too little.

What is too much? If the happiness factor is taken into consideration, then the happy amount of one's wager should depend on the budget of one's happiness. If a salary of $40,000 per year is enough to pay for your needs and wants, then a bet between $40 and $20 should be more than enough to derive a joyful profit from your race track investments. But if a $400,000 annual income is required for the fulfillment of one's wants and needs, then bets between $400 and $200 may be necessary. But if you've found a spread in the high desert and are living on what you grow on your land and sitting outside to admire the evening sunsets behind the stark profiles of the hills, then on your forays to the track, $5 bets should be satisfying.

The worst-case scenario would be the person whose wants and needs require a $400,000 annual income but who is earning only $40,000. This is the type of wagerer

Copyright SartinMethodology.com - Not for Resale

who bets $400 when he should bet $40, because his wants and needs are tens times greater than the potential of his income to achieve them.

Machismo

If consumerist psychology causes some horse bettors to lose perspective and bet too much, machismo does similar damage to other players. Some folks will make major bets not because the horse deserves such an investment but because betting is their way of manifesting power, a need for power that comes from machismo. Andrew Beyer pretty much admitted this by associating his large bets to his need to feel like the "king of the world". This need has little to do with horse racing.

Some players who suffer from this syndrome actually feel better making a $200 losing bet than a $20 winning one. Others, like my former client, are machos at 8-5 and wimps at 10-1.

In order to decide on the proper bet size, horse bettors should examine the underlying motives of their betting. Psychologists who preach abstinence often relate gambling to alcoholism. I suspect (hope Sartin will correct me if I'm wrong) that an unhealthy gambling habit is more related to addiction to sex. Why else would the word "score" be used for both gambling and sex? (These are suspicions and questions; I'm no expert on the subject.)

In conclusion, there is no one proper bet size. The amount of your bet depends on the amount of your bankroll, the size of your needs in relation to your capacity to meet those needs, and the healthiness of your wagering diet, which should be untainted by questionable psychological motivations that have nothing to do with horse racing.

## DOC COMMENTS ~

It all started with my argument against an assertion in one of his books by Dick Mitchell. He said that anyone claiming you could make a living on $20 bets should be "stabbed in the back, have his house burned down and all information about him should be removed from the Hall of Records". This was coupled with a previous statement by Barry Meadow in his book *Money Secrets at the Racetrack*, in which he proclaimed that even if you play with a professional advantage you could only expect to win 8 to 10% on your investments. Meadow told Cramer and others that he was only making a 4% profit (explaining Cramer's reference to 4% in paragraph 5 of his article).

I found the statements of both authors so ludicrous that I hit back with at least four editions of the Follow Up showing evidence of clients making substantial profits on $20 bets with Profit returns of as high as 229%. Cramer, himself, earned a profit of 258% ($358 for $100 invested in less than 4 days of racing. -Cramer-Olmsted Report and Follow Up #71-72).

In his article, Mark goes deeper into the subject of large vs. smaller bets, incorporating his vast insights, experience and philosophy, plus some practical psychology thrown in for good measure.

For several months now Cramer has insisted that Bottom-Line/ Betting Line, especially the new, improved version, is, **by itself**, an *automatic* way to achieve consistent profit. He feels the use of our Corollaries can be confusing to some. This is true in a few cases. However, in those

Copyright SartinMethodology.com - Not for Resale

SAME cases BL/BL accompanied by the Wagering Decision Form, now computerized, is equally confusing. Some clients just refuse to bet the OVERLAYS and, despite all directions to the contrary, continue to bet favorites and near favorites coming from BL/BL's Top 2 Tiers.

Perhaps the blame for this kind of distorted thinking can be placed on whoever it was that first said that Thoroughbred Horse Racing was a "GAME." That all the competitors were "Horse-PLAYERS." When one has been indoctrinated from earliest horse racing experience with the notion that "Winning RACES" is the object of this so-called "GAME," it is very difficult to switch to our kind of "VALUE" concept. I say, "Our kind" because it is quite different from the value concepts promoted by Meadow or Mitchell. Even Cramer has an individualistic way of determining Value through a subjectively made betting line. His is one of the very few minds that can do this profitably. He says he has friends who can do the same but he's never introduced me to them.

I think he is being modest; that he is unique in this area just as "Hat" Bradshaw may be with the Visual Matchup. Both claim that others can learn their techniques, but I've yet to see it in practice.

In the last part of his article Mark uses the term "machismo" a couple of times. Perhaps that's because he spends so much time in Latin America. I prefer Ego-Centered or Ego Directed behavior. In this case the use of the word "ego" is not defined by its psychological meaning but its socially accepted one. A warped vision of self-importance: Big (or is it Pig)-headed subjectivity that demands the acceptance of false reality except as perceived by that tight frame of reference called SELF!

Here is a note from a client who will go unidentified, but to whom Mark's article should provide answers:

```
hi shane and doc,
i have your sybthesis program and am stedily improving on my picks . i do have
some difficulties in recorg keeping,as a matter of fact it is down right
bad.if you have any financial forms and i only bet to win (two horses ) im not
as strict on prices as you i will goto 2- 1 and sometimes it drops to 9-5 but
i really need some help and
any info you can send me
```

The way to overcome false indoctrination about winning the alleged "Game" of horse racing is through **visualizing** profit potential through the use of the computerized Wagering Decision Form. Stare long enough at the BL/BL Tier levels and prices paid by overlays you would miss without it, and you'll virtually hypnotize yourself into a value mode.

Use it purely as a record keeping device with no visualization or self-hypnosis involved and it will have less value.

Be it from machismo or ego, we still have a number if clients, a few of them quite bright, who have jobs that pay so well they don't really care about making money from their handicapping/wagering.

Fortunately the majority do. I seriously doubt that most of the others will come around unless we have an economic downturn. Then, WATCH OUT!

Copyright SartinMethodology.com - Not for Resale

# RANKINGS - Linear vs. Non-linear

In their own minor way, feet-per-second numbers were a seminal form of non-linear measurement. Back when we used them almost exclusively in our computer programs, clients had trouble distinguishing feet-per-second differentials, especially when viewing the digits following decimals. For example, they made little or no distinction between 58.66 and 58.54 at a half mile even though that .12 (point12) meant a half length difference. Standing at any finish line, we all know that a half length can make a huge difference in the outcome of any race and the value of a win ticket.

Conventional ranking numbers were even more disconcerting. A nose, head, neck or quarter length had no value and a half length or over was considered a full length. So where F-P-S numbers were, for many, too finite, conventional numbers could not make distinctions that were finite *enough.*

By both tradition and Daily Racing Form standards, a length equaled one fifth of a second at **any** point in a race, with no consideration for the fact that at shorter increments of a race, a length of separation meant more than it did in longer increments. I've always allowed for that in our formulae. Others apply the same value for a length regardless of distance. In short, conventional values were and are based on distinctions made by English Royalty in sixteenth century. They don't take into account the fact that racing times, by distance, have grown steadily faster over the years.

A 1:12 6 furlong was once considered blazing fast. Today it is abysmally slow on almost any fast track.

While all these long accepted measurements are inaccurate, the mass of race goers seem unwilling to accept and utilize delineations that are more accurate. Hence, in developing **rankings** even some of our own members have often been unable to distinguish differentials that are less than one full digit apart.

We made it more convenient for everyone in our PRIMARY and SUPP. Line Scores, making them ONE apart. But in our BL/BL Tier Levels the LS (Line Score) numbers are NOT linear so they're NOT separated by a full digit. They represent more accurately how a race is ***actually*** run: with only milliseconds often separating one contender from another.

Now let's look at some pertinent readouts from an actual race, the 5th at Hollywood Park on December 2, 1998.

First review the most vital readouts of the entire race BEFORE and AFTER HIDES. Pay particular attention to the Primary and Supplemental LS for **INDOM** and **ENGEL**. Then look at the same figures for **PIRATE** & **MISTER**. Bear in mind that all these numbers and rankings are in Chaos math.

You'll some significant differences when we view some of these same readouts in Feet Per Second or Energy.

Copyright SartinMethodology.com - Not for Resale

## Before Hides

HOL1202 5 7.0 D CL 3+ $8,000 CP=$8,000 PR=79

| HIDE# | PN | cNAME | Ld | SR | BOTTOM LINE -- BETTING LINE PR | BAL | LS | ODDS | TRKDISTS | M/L | DAYS | AGE |
|---|---|---|---|---|---|---|---|---|---|---|---|---|
| ( 1) | 1 | INDOM1 | | 83 | 80 | 5 | 18.3 | 5-2 | SA 7.0D | 5/2 | 39 | 6 |
| ( 3) | 4 | ENGEL1 | | 80 | 79 | 3 | 17.8 | 5-2 | HOL 7.0D | 5/1 | 12 | 5 |
| ( 6) | 7 | MISTE3 | | 83 | 79 | 6 | 15.3 | 7-2 | FPX 6.0D | 6/1 | 28 | 4 |
| ( 7) | 8 | PIRAT1 | | 79 | 79 | 6 | 14.5 | 7-2 | HOL 7.0D | 4/1 | 12 | 4 |
| ( 5) | 6 | TWIN 3 | | 81 | 76 | 10 | 14.5 | 7-2 | FPX 7.0D | 12/1 | 19 | 7 |
| ( 4) | 5 | MOONL3 | | 76 | 78 | 14 | 9.0 | 6-1 | BM 6.0D | 7/2 | 20 | 4 |
| ( 2) | 3 | GOALT1 | | 74 | 79 | 11 | 1.0 | 20-1 | HOL 7.0D | 8/1 | 12 | 4 |
| ( 8) | 9 | DAZZL1 | | 70 | 80 | 14 | 0.0 | 20-1 | SA 6.0D | 30/1 | 23 | 4 |

SYNTHESIS POWER RANKINGS AND FRACTALS

| ## | PN | cNAME | LdNT | SR | BAL | LSP | TOT | PRIM LS | PRIM R | SUPP LS | SUPP R | FRACT E | FRACT L | FRACT N | ESP | SCBL | PRIM EPR | PRIM LPR | PRIM CPR | PRIM TT | PRIM HE | PRIM FW | PRIM FX | SUPP SPR | SUPP FX | SUPP Σ | SUPP TS | SUPP TPP |
|---|---|---|---|---|---|---|---|---|---|---|---|---|---|---|---|---|---|---|---|---|---|---|---|---|---|---|---|---|
| 1 | 1 | INDOM1 | | 83 | 5 | 3 | 2 | 17 | 1 | 15 | 2 | 4 | 3 | 3 | E/P | | 1 | 6 | 1 | 1 | 2 | 1 | 5 | 2 | 5 | 2 | 3 | 3 |
| 2 | 3 | GOALT1 | 1 | 74 | 11 | 8 | 5 | 44 | 7 | 31 | 6 | 7 | 6 | 5 | PRE | 3.0 | 7 | 7 | 7 | 5 | 6 | 6 | 6 | 6 | 6 | 7 | 6 | 6 |
| 3 | 4 | ENGEL1 | 1 | 80 | 3 | 5 | 1 | 22 | 2 | 7 | 1 | 3 | 1 | 1 | PRE | 1.0 | 3 | 3 | 4 | 3 | 3 | 3 | 3 | 1 | 3 | 1 | 1 | 1 |
| 4 | 5 | MOONL3 | | 76 | 14 | 2 | 6 | 35 | 6 | 33 | 7 | 8 | 7 | 7 | PRE | 4.0 | 8 | 1 | 6 | 4 | 1 | 7 | 8 | 5 | 8 | 6 | 7 | 7 |
| 5 | 6 | TWIN 3 | | 81 | 10 | 1 | 4 | 27 | 5 | 19 | 5 | 2 | 5 | 6 | PRE | 2.0 | 5 | 2 | 3 | 7 | 4 | 4 | 2 | 4 | 2 | 3 | 5 | 5 |
| 6 | 7 | MISTE3 | | 83 | 6 | 4 | 3 | 23 | 3 | 17 | 4 | 1 | 4 | 4 | E/P | 1.0 | 2 | 5 | 2 | 6 | 5 | 2 | 1 | 3 | 1 | 5 | 4 | 4 |
| 7 | 8 | PIRAT1 | 1 | 79 | 6 | 6 | 2 | 26 | 4 | 16 | 3 | 5 | 2 | 2 | PRE | 1.0 | 4 | 4 | 5 | 2 | 2 | 5 | 4 | 4 | 4 | 4 | 2 | 2 |
| 8 | 9 | DAZZL1 | | 70 | 14 | 7 | 7 | 52 | 8 | 38 | 8 | 6 | 8 | 8 | EAR | 2.0 | 6 | 8 | 8 | 8 | 7 | 8 | 7 | 7 | 7 | 8 | 8 | 8 |

FRACTALS WEIGHTED: E=Early L=Late N=Normal

## After Hides

HOL1202 5 7.0 D CL 3+ $8,000 CP=$8,000

| HIDE# | PN | cNAME | Ld | SR | BOTTOM LINE -- BETTING LINE PR | BAL | LS | ODDS | TRKDISTS | M/L | DAYS | AGE |
|---|---|---|---|---|---|---|---|---|---|---|---|---|
| ( 2) | 4 | ENGEL1 | | 80 | 79 | 2 | 22.3 | EVEN | HOL 7.0D | 5/1 | 12 | 5 |
| ( 4) | 7 | MISTE3 | | 83 | 79 | 5 | 20.0 | 9-5 | FPX 6.0D | 6/1 | 28 | 4 |
| ( 3) | 6 | TWIN 3 | | 81 | 76 | 8 | 19.0 | 2-1 | FPX 7.0D | 12/1 | 19 | 7 |
| ( 5) | 8 | PIRAT1 | | 79 | 79 | 5 | 19.0 | 2-1 | HOL 7.0D | 4/1 | 12 | 4 |
| ( 1) | 3 | GOALT1 | | 74 | 79 | 9 | 9.0 | 6-1 | HOL 7.0D | 8/1 | 12 | 4 |

SYNTHESIS POWER RANKINGS AND FRACTALS

| ## | PN | cNAME | LdNT | SR | BAL | LSP | TOT | PRIM LS | PRIM R | SUPP LS | SUPP R | FRACT E | FRACT L | FRACT N | ESP | SCBL | PRIM EPR | PRIM LPR | PRIM CPR | PRIM TT | PRIM HE | PRIM FW | PRIM FX | SUPP SPR | SUPP FX | SUPP Σ | SUPP TS | SUPP TPP |
|---|---|---|---|---|---|---|---|---|---|---|---|---|---|---|---|---|---|---|---|---|---|---|---|---|---|---|---|---|
| 1 | 3 | GOALT1 | 1 | 74 | 9 | 5 | 5 | 33 | 3 | 24 | 5 | 5 | 5 | 4 | PRE | 2.0 | 5 | 5 | 5 | 3 | 5 | 5 | 5 | 4 | 5 | 5 | 5 | 5 |
| 2 | 4 | ENGEL1 | 1 | 80 | 2 | 3 | 1 | 16 | 1 | 7 | 1 | 3 | 1 | 1 | PRE | | 2 | 2 | 3 | 2 | 2 | 2 | 3 | 1 | 3 | 1 | 1 | 1 |
| 3 | 6 | TWIN 3 | | 81 | 8 | 1 | 4 | 20 | 2 | 15 | 4 | 2 | 4 | 5 | PRE | 2.0 | 4 | 1 | 2 | 5 | 3 | 3 | 2 | 3 | 2 | 2 | 4 | 4 |
| 4 | 7 | MISTE3 | | 83 | 5 | 2 | 3 | 16 | 1 | 13 | 2 | 1 | 3 | 3 | E/P | | 1 | 4 | 1 | 4 | 4 | 1 | 1 | 2 | 1 | 4 | 3 | 3 |
| 5 | 8 | PIRAT1 | 1 | 79 | 5 | 4 | 2 | 20 | 2 | 14 | 3 | 4 | 2 | 2 | PRE | 1.0 | 3 | 3 | 4 | 1 | 1 | 4 | 4 | 3 | 4 | 3 | 2 | 2 |

FRACTALS WEIGHTED: E=Early L=Late N=Normal

**5138**—FIFTH RACE. 7 Furlongs. Purse $8,000. 3-year-olds and up. Claiming price $8,000.

| Index | Horse and Jockey | Wt. | PP | ST | ¼ | ½ | ¾ | Str. | Fin. | To $1 |
|---|---|---|---|---|---|---|---|---|---|---|
| 5062 | Engelbert, I Pugliese | 117 | 4 | 8 | 8⁵ | 7hd | - | 8¹½ | 1no | 9.70 |
| 5062 | Pirate's Story, F Alvarado | 117 | 8 | 9 | 7hd | 5½ | - | 3¹ | 2nk | 4.20 |
| 4225 | Mister H, I Enriquez | 117 | 7 | 5 | 3hd | 3½ | - | 1½ | 3¹ | 6.60 |
| 5062 | Goalfender, O Berrio | 117 | 3 | 6 | 6hd | 8⁶ | - | 4¹ | 4²½ | 5.70 |
| 4172 | Indomable, M Pedroza | 117 | 1 | 3 | 1hd | 1hd | - | 2½ | 5³½ | 2.10 |
| 3106 | Direct Investment, O Gladney | 117 | 2 | 7 | 5¹ | 4hd | - | 6³ | 6¹¹ | 62.50 |
| 4122 | Dazzling Devil, J Steiner | 117 | 9 | 1 | 2²½ | 2¹½ | - | 7hd | 7² | 80.70 |
| 5021 | Moonlight Glory, G Gomez | 119 | 5 | 4 | 4¹ | 6¹½ | - | 8⁵ | 8¹ | 3.50 |
| 5019 | Twin Falls, J Kennel | 120 | 6 | 2 | 9 | 9 | - | 9 | 9 | 17.00 |

Scratched — Invourface.

Claimed — Pirate's Story-Christensen, Christensen & Weston-Susan Weston.

W

4—ENGELBERT ..... 21.40 6.40 5.00

6—PIRATE'S STORY ..... 6.00 3.80

7—MISTER H ..... 5.80

Off: 2:35 Time: :22.57 :45.87 1:10.57 1:23.41 Track: Cloudy Muddy. Winner-br.g.5 Fast Account-Avrile Tr-Paul G Aguirre Own-Judy Hall. Mutuel Pool $276,065. Double Pool $38,656. Exacta Pool $206,492. Quinella Pool $31,041. Pick Three Pool $50,014. Trifecta Pool $250,001.

$1 EXACTA (4-6) PAID $52.40

$1 TRIFECTA (4-6-7) PAID $347.00

$2 DOUBLE (6/4) PAID $75.60

$2 QUINELLA (4-6) PAID $35.00

$1 PICK THREE (7/6/4) PAID $262.60

HIDE

Copyright SartinMethodology.com - Not for Resale

We see on these screens that **INDOM** is tied for 2nd in TOTAL ENERGY, is First on Primary and Second on Supplemental Line Score Rankings. It has the Top Ranked EARLY PACE and CPR. From that we would assume that its 2nd Call was much faster than that of any other horse in the race. It had a woeful 6 ranking in Late Pace but was tied with **MISTER** (the Show horse) for high SR. It is TOP TIER BL/BL with projected odds of 5-2 the SAME as its Morning Line odds. The horse went off at 2.10 to 1, ($6.20).

Next scrutinize **ENGEL.** TOP Total Energy. 2nd Ranked Primary LS, 1st Ranked Supp. LS. It ranked 3rd on both EPR, LPR and only 4th on CPR. Its 2nd TIERED BL/BL with projected odds the same 5-2 as **INDOM.** Its Morning Line odds are 5-1. It went off at 9.7 to 1, $21.40.

The Place horse, **PIRATE**, tied with **INDOM** for 2nd highest Total Energy, Ranks 4th on PRIMARY LS, 3rd on SUPP LS. It is 4th on both EPR and LPR, 5th on CPR. Yet it is ranked 2nd on BOTH TS an TPP. It is 4th TIERED BL/BL with projected odds of 7-2, Morning Line 4-1. Went off at 4:1-1.

The Show horse, **MISTER** ranks 3rd on TOTAL ENERGY. It is 3rd on Primary LS, 4th on Supp. LS. It ranks 2nd EPR, 5th LPR but 2nd CPR. It is the NUMBER ONE FX horse and 2nd ranked FW horse. Its Projected BL/BL odds are 7-2. Morning line 6-1. Closing odds: 5:7-1.

I'm pointing out all these details (1) to help you interpret corollary readouts and (2) to show the vast difference in F-P-S numbers and those compounded from Chaos physics.

FEET PER SECOND

Now look at some detailed F-P-S numbers for the same four horses.

HOL1202 5 7.0 D CL 3+ $8,000 CP=$8,000
FPS AND ENERGY

| | | <- VELOCITY -> | | | | | <- |
|---|---|---|---|---|---|---|---|
| ## | PNcNAME LdNT | TOT R | F1 | F2 | F3 | SC | MED-E |
| 1 | 1 INDOM1 | 168.69-2 | 58.67 | 57.64 | 52.38 | 58.15 | 68.95 |
| 2 | 3 GOALT1 1 | 167.61-5 | 57.87 | 56.97 | 52.76 | 57.42 | 68.52 |
| 3 | 4 ENGEL1 1 | 168.91-1 | 58.43 | 57.50 | 52.98 | 57.96 | 68.63 |
| 4 | 5 MOONL3 | 167.12-6 | 57.18 | 57.20 | 52.74 | 57.19 | 68.44 |
| 5 | 6 TWIN 3 | 167.83-4 | 59.31 | 55.86 | 52.66 | 57.53 | 68.62 |
| 6 | 7 MISTE3 | 168.60-3 | 59.97 | 56.17 | 52.46 | 58.01 | 68.89 |
| 7 | 8 PIRAT1 1 | 168.69-2 | 58.16 | 57.59 | 52.94 | 57.87 | 68.62 |
| 8 | 9 DAZZL1 | 166.61-7 | 59.60 | 56.00 | 51.02 | 57.74 | 69.38 |

HI/LO Difference = 2.3 Average = 168.1

Copyright SartinMethodology.com - Not for Resale

TOTAL ENERGY RANKINGS are the same. However, **INDOM** ranks 4th on F-1, 1st on F-2 and 2nd Call. Ranks 7th on F-3. **ENGEL** is 5th on F-1, 3rd on F-2 and 2nd Call, 1st on F-3. **PIRAT** is 6th ranked F-1, 2nd ranked on F-2 and F-3, 4th 2nd Call.

**MISTER** ranks 1st on F-1, 5th F-2 and 6th F-3. It's 2nd Call ranking is 2nd. However, the important thing to note is that the NUMERICAL difference between the #1 and #2 SC horse is .14 (point 14) feet-per-second. Between #1 SC and the winner, **ENGEL**, it's .19 (point 19). Now you see why people had difficulty with F-P-S and still have trouble matching up horses with F-P-S or even ENERGY numbers? It's because they're so minutely separated. Chaos numbers have greater separation.

Thus the Chaos derived ***rankings*** are still one apart for easier client interpretation, actual numerical differences are far more revealing:

EXAMPLE: In F-P-S the 2nd call difference between the HIDE horse, **INDOM** and the winner **ENGEL** is .19 (point 19) In Chaos math that difference is 1.42. In the FINAL fraction the FPS separation between these two horses is .60 (point 60). In Chaos the differential is 1.62 (1 point 62). Thus **ENGEL's** PRIMARY and SUPP. Line Scores are the same as **INDOM's**. **INDOM**: #1 Primary, #2 SUPP. **ENGEL** #2 Primary, #1 Supp.

Translated onto BL/BL even Chaos numbers separate the horses by a mere .5 (point 5) and **INDOM** ran 5th, out of the money. Its closing odds of 2.10 -1 made it a HIDE for all who follow my procedure.

Hence on the FINAL BL/BL The winner, **ENGEL** owns TIER 1, The SHOW horse, **MISTER**, TIER 2 and the PLACE horse, **PIRATE**, TIER 3.

Because there is usually such a minute separation between the top 3, or even 5 contenders at the finish line, our *old* Match-Up concept has become obsolete. Granted, I once endorsed it. But times have altered current reality. The true Strange Attractors of the Match-Up are now so complex and convoluted that it takes Chaos math to bring order out of the chaos that exists in the majority of Match-Up's.

This may not be as true for the ever-mystical Jim "The Hat," but for the rest of us it is, except in those rare races where top contenders all run linear and produce obvious winners.

Here is an enlarged BL/BL of the race in question BEFORE HIDES. Note the Chaos math numerical differential separating the TOP TIERED contender and the 5th Tiered is only 3.8 (3 point 8)

Copyright SartinMethodology.com - Not for Resale

BEFORE HIDE

BOTTOM LINE

| NAME | Ld | LS |
|---|---|---|
| H INDOM1 | | 18.3 HIDE |
| W ENGEL1 | | 17.8 |
| S MISTE3 | | 15.3 |
| P PIRAT1 | | 14.5 |
| TWIN 3 | | 14.5 |
| MOONL3 | | 9.0 |
| GOALT1 | | 1.0 |
| DAZZL1 | | 0.0 |

**5138**—FIFTH RACE. 7 Furlongs. Purse $8,000. 3-year-olds and up. Claiming price $8,000.

| Index | Horse and Jockey | Wt. | PP | ST | ¼ | ½ | ¾ | Str. | Fin. | To $1 |
|---|---|---|---|---|---|---|---|---|---|---|
| 5062 | Engelbert, I Pugliesi | 117 | 4 | 8 | $8^{5}$ | $7^{hd}$ | - | $5^{1½}$ | $1^{no}$ | 9.70 |
| 5062 | Pirate's Story, F Alvarado | 117 | 6 | 9 | $7^{hd}$ | $5^{½}$ | - | $3^{1}$ | $2^{nk}$ | 4.20 |
| 4225 | Mister H, I Enriquez | 117 | 7 | 5 | $3^{hd}$ | $3^{½}$ | - | $1^{½}$ | $3^{1}$ | 6.60 |
| 5062 | Goaltender, O Berrio | 117 | 3 | 6 | $6^{hd}$ | $6^{6}$ | - | $4^{1}$ | $4^{2½}$ | 5.70 |
| 4172 | Indomable, M Pedroza | 117 | 1 | 3 | $1^{hd}$ | $1^{hd}$ | - | $2^{½}$ | $5^{3½}$ | 2.10 |
| 3105 | Direct Investment, D Gladney | 117 | 2 | 7 | $5^{1}$ | $4^{hd}$ | - | $6^{3}$ | $6^{11}$ | 62.50 |
| 4122 | Dazzling Devil, J Steiner | 117 | 9 | 1 | $2^{2½}$ | $2^{1½}$ | - | $7^{hd}$ | $7^{2}$ | 80.70 |
| BM | Moonlight Glory, G Gomez | 119 | 5 | 4 | $4^{1}$ | $6^{1½}$ | - | $8^{5}$ | $8^{1}$ | 3.50 |
| 5019 | Twin Falls, J Kaenel | 120 | 6 | 2 | 9 | 9 | - | 9 | 9 | 17.00 |

Scratched — Inyourface.

Claimed — Pirate's Story-Christensen, Christensen & Weston-Susan Weston.

4—ENGELBERT ..... 21.40 6.40 5.00

6—PIRATE'S STORY ..... 6.00 3.80

7—MISTER H ..... 5.80

Off: 2:35 Time: :22.57 :45.87 1:10.57 1:23.41 Track: Cloudy Muddy. Winner-br.g.5 Fast Account-Avrila Tr-Paul G Aguirre Own-Judy Hall. Mutuel Pool $276,065. Double Pool $38,658. Exacta Pool $206,492. Quinella Pool $31,041. Pick Three Pool $50,014. Trifecta Pool $250,001.

$1 EXACTA (4-6) PAID $52.40
$1 TRIFECTA (4-6-7) PAID $347.00
$2 DOUBLE (6/4) PAID $75.80
$2 QUINELLA (4-6) PAID $35.00
$1 PICK THREE (7/6/4) PAID $262.60

AFTER HIDES, the differential between Top and Bottom Tier BL/BL is 3.3 (3 point 3). The separation between the Place and Show horse is only ONE. Chaos math allows us greater numerical separation for lengths or portions of lengths beaten or gained, yet less separation between TIER levels of top contenders on BL/BL. This in keeping with the reality of close finishes and the often minute separation between Winner and Show horse. It clarifies my assertion that any one of several horses virtually have an equal chance of winning almost any race.

Copyright SartinMethodology.com - Not for Resale

AFTER HIDE

| | NAME | LS BOTTOM LINE LS |
|---|---|---|
| W | ENGEL1 | 22.3 |
| S | MISTE3 | 20.0 |
| P | PIRAT1 | TIE 19.0 |
| | TWIN 3 | 19.0 |

In this race you'll note the Winner beat out the Place horse by just a Nose and the Place horse was only a Neck ahead of the Show horse.

When BL/BL produces a TIE as it did with **PIRATE** and **TWIN**, examine the Corollary rankings for each horse. **PIRATE's** Primary and Supplemental Lines Scores are superior to those of **TWIN** both Before and After HIDE.

From the information contained in this article you can see the importance of paying **more** attention to both the Projected ODDS (under the heading ODDS, and the actual NUMBERS (Before & After decimal) under LS on BL/BL.

It is also very important to remember that the **order** of horses on BL/BL does NOT constitute a RANKING per se. The order represents TIER levels. This distinction is important since horses seldom finish ONE apart. Their finish order is similar to that in this example race - by a Nose and a Neck.

Perhaps you can now understand why even prominent experts who disdain computerized handicapping, continue to openly boast in their writings of profit levels of only 15% (Ragozin), 20% (professional level according to Dick Mitchell who does use a computer)), and 8 to 10%, (Barry Meadow's book: *Money Secrets at the Racetrack*). You can also see why Mark Cramer dedicated so much space in two different C&O reports to the profits he made from our BL/BL. He concluded that properly (according to directions) using Synthesis with BL/BL and appropriate HIDES, it would be impossible to lose: winning would be automatic. Unfortunately the key phrase here is ***following directions***.

Speaking of those Cramer profits (258% and 141%) Ave. 200% Profit). Here's an amusing anecdote Mark tells about some detractors:

Copyright SartinMethodology.com - Not for Resale



Did God intervene?

Following this second and final stage of my BL/BL research on Sartin's methodology, I was accused by some detractors of using the Lord to my advantage. I was pandering to God by promising to donate my winnings to his missionaries. Had God intervened in my winning horse races for financial reasons, in order to assure a donation to the Maryknoll Brothers?

I insist to my detractors that God does NOT intervene in the results of horse races.

It's been a serious subject. On that amusing note, I'll end it.

AMERICA'S TURF AUTHORITY SINCE 1894

Daily Racing Form

HANDICAPPING

# Betting two horses to win will sometimes pay big

*My, how attitudes have changed since we first started.*

Copyright SartinMethodology.com - Not for Resale

# It Ain't Necessarily So...

Here is a portion of the title paper of a book sent me by Vern Williams from his library of handicapping collectibles.

The use and acceptance of mainstream versions of the value of man-made class figures as essential tools for isolating contenders and overlays is essentially fallacious.

It's akin to other mainstream fallacies like: "Short Fields equal Short Price." Or that trainer-jockey combinations are prime keys to winning. We've repeatedly seen double digit winners come from fields of five or six. For a time I included trainer-jockey combination stats under our BL/BL readouts in the Follow Up just to tabulate their effectiveness. With rare exception, when it came to producing overlays, those stats were UNDERwhelming.

Try telling that to those who know personally every famous trainer on the circuit. They have a way of manufacturing their own stats that reveal how often certain trainers, jockeys or combinations thereof WIN. They never tabulate how often they lose!

Over any entire given meet the highest win records for a trainer or jockey *might* reach as high as 30%. That means a loss 70% of the time. Most often betting the human element leads to short prices. It does not take a genius to know which trainer or jockey is hot. Their stats are published daily in the DRF. The public jumps on their mounts like flies on manure.

I published hundreds of examples over the years right here in the Follow Up, where alleged 'Class Horses' going off at low odds, were beaten by apparent NO-CLASS or LOWER Class contenders

Copyright SartinMethodology.com - Not for Resale

Mark Cramer describes this and similar phenomena, thusly:

Mark Cramer

**As usual, the idiosyncratic BL/BL came up with horses that conventional handicapping would see as doggy doo.**

The title published at the start of this column is from an old book but its message still prevails even among some of our more dedicated clients. One of these, whose dedication, but not his success, makes him one of my favorites (he will remain nameless), says that he constantly battles against his long standing "habit" of using man-made class figures to separate contenders and aid him in betting.

I explain to him that "habit" is nothing more than a comfortable old synaptic (neurological) response. In the terminology of this issue's Psychology of Winning article, he's trying to fit the same old key into a *new* lock. It just won't fit. So he goes back to the old, non-winner lock. The door opens but the room is bereft of profit.

The potential of his neurotransmitters, designed by nature to cure the disease of non-winning, are still being directed to the **old**, **non**-win Receptor, clogged with **antagonists** (old useless information).

Habits, "good" or "bad" are nothing more than psycho-neurobiological directed behavior or activity that produces a comforting emotional response. This applies equally to narcotic and alcohol abuse, certain chronic or allergenic illnesses, AND.... non-winning.

Just as it's hard for the conscious mind of persons with certain illnesses to admit that their disorder is a comforting crutch without which they'd be even more miserable, it is equally difficult for non-winners to give up certain, albeit insidious, comforts they get from being able to legitimatize their whining about failure.

One of the chief reasons for this, although it may sound incredible, is that losing is completely predictable and can become a self-fulfilling prophecy. That in itself is a form of success. The key phrase being 'SELF-fulfilling'. The Subconscious is saying to the individual. "Hey, you predicted you'd lose and look, you were right, you DID exactly as YOU predicted."

The consistent winner cannot (and perhaps should not) be so assured of such total victory from his/her predictions. The best predictors of the outcome of races at any track or off-site

Copyright SartinMethodology.com - Not for Resale

betting establishment are NON-winners who predicated before the fact they would lose!

Can any winner predict success with such a degree of accuracy? NO! Such subconsciously comforting "habits" can be altered only by opening proper **Receptors**, especially the Opiate Receptor. UNclogging it from a plethora of contaminated MISinformation that has been stored there for years and is seemingly fixed in place. It needs psychological Draino.

The first step is for the non-winner to accept the fact that the Receptor is clogged with dangerous Antagonists. That is something the mass of horse "Players" will absolutely not accept and is the reason my message never had mass appeal.

The vast majority of horse "players," your competition for the pari-mutuel dollars, heartily scoffs at the notion that winning is determined at least as much by attitude as information.

Handicapping is **not** a team sport. It is more akin to boxing and golf. Champion golfers and boxers are the biggest proponents of **focus and visualization.** Just watch any televised golf game; listen to the commentary as a contestant prepares to hit the ball. I personally witnessed the power of visualization when working with former middle-weight champion Bobo Olson after he turned light heavyweight. Mohammed Ali was most vociferous about its power.

He called it "psyching" himself out.

Ali had a lot of class to go with his skills. In horse racing class is determined by Performance **relative** to Class. Regardless of Claiming price or Allowance purse, if a horse has **no** plus or positive plus within a minus line against the Second Call and Total Energy of the better competitors in TODAY'S race, it is probably outclassed.

But don't go on 2nd call only. Too many non-winners are eliminating horses because they never ran 2nd calls as fast as the faster horses it's going against today. EPR alone is only significant in certain sprints at select tracks, like Monmouth. Before eliminating look at the TOTAL picture and the less obvious corollaries such as FX, EPP, SPP, TPP and TS, plus SPN.

## VISUALIZATION & THE COMPUTERIZED WAGERING FORM

Focus hard and long **at the Bottom Line prices**, themselves. CONCENTRATE to the degree that you see nothing else. This will become like a form of hypnosis or deep meditation. Simultaneously you will have achieved, through ONE act, the kind of MEDITATIVE VISUALIZATION that Ali used so effectively and what Michael Jordan and other champions call **'being in The Zone'**.

DO NOT alter the form to include, days, dates, distance, surface, weather conditions or class. THAT'S an absolute MUST. If you don't follow prescribed procedure to the letter, you will distract your mind with too many different factors, thus disabling its ability to focus on what is essential to make you a WINNER!

I have a number of examples in my files of clients who almost left us because they just weren't "getting it." A few phone calls or personal meetings later, coupled with a willingness to follow directions, and I received reports where the same clients had profit percentages of 179%. They became believers and profits followed. Above all, they followed the prescribed **procedure**, without deviation.

Copyright SartinMethodology.com - Not for Resale

Here, from one report are Average Mutuels of horses actually bet to win:
BL#1 = $32.40 BL#2 = $10.50 - BL#3 = $16.11.

By HIDING horses with odds too low to bet and horses he wouldn't bet for whatever other reason, he had only ONE winner in BL#4. The next step for all is to learn a proper procedure for **passing** races.

Many profitable reports have come from Bay Meadows and Golden Gate. Shane has had some calls from a few clients who were doing badly at these same tracks. He told them to do what winning clients do, "Take the prescription. FOLLOW DIRECTIONS!"

If they will, winning at BM, GG or any other track is virtually automatic. But sadly, following directions apparently is not automatic, despite Mark Cramer's C&O Report claim that it is. I guess Mark didn't realize that even a few clients of this Methodology still refuse to abandon certain archaic notions and contaminated habits.

I hope my constant nagging on proper use of the newly Computerized Wagering Form with improved BL/BL is doing as well for everyone using it. God knows I've repeated myself enough about its merit.

PLEASE, please don't think of it as a RECORD KEEPING DEVICE. Keep your records on something else. Don't alter it to fit YOUR own idea of what it should be. In conjunction with the Psychology of Winning columns, it is MEDICATION to CURE the disease NON-winning, nothing more or less. Do it with an OPEN mind and OPEN Receptors.

**INSTRUCTIONS**

**Shortly after sending out the first computerized Wagering Decision Form, we received a few calls saying the user "couldn't make it work." After a few short questions we learned that these persons had failed to read the instructions or listen to the 1 hour audio tape that came with the program. With the help of Shane, here at the office, and Aline Best at home, these persons got back on track.**

**Failing to read instructions or listen to our audio tape instructions or our 3 part audio/video series has been the chief cause of clients not reaching desired or prescribed goals. This is why I harp on the subject of FOLLOWING INSTRUCTIONS!**

**Consistent winners can pretty much do as they please. Non-winners must FIRST learn to follow instructions!**

**HIDE from SUPERSCREEN - Not the Wagering Decision Form itself!!**

Copyright SartinMethodology.com - Not for Resale

# OPENING DAY MYTH ~

Over lunch with treasured client and big winner, Steve Schmidt, he confided that the only aspects of the Methodology he ***never*** found very helpful were Modeling and Profiling as they were detailed at the time of their conception. Modeling had its day when our Phase III Readouts were getting winners not obvious to the public. But Steve's point is especially valid today and most particularly about Profiling.

A number of clients still haven't been convinced. They avoid making wagers of over a few dollars per race on Opening Day because, they say, they don't have a TRACK PROFILE. Sorry, that's YESTERDAY'S news from YESTERDAY'S Methodology. I have always decried the Opening Day Myth, writing and saying that you can learn as much from watching the FIRST race as you can from an protracted "profile." Our advantage is wagering on TWO horses to win. One of them is most likely to fit what ever the alleged profile dictates.

Today the only "profile" that holds any importance is your **profit profile.** Your NET earnings AFTER HIDES.

Here, from the Wagering Decision Form program is an AFTER Printout of Aline Best's OPENING DAY at Santa Anita, Boxing Day '98. By hiding horses with odds too low to warrant a bet she moved 4th and 5th Tiered BL/BL horses to no worse than Tier 3. She then wagered on the TWO highest Overlays in BL/BL's Top 3 Tiers. Several clients sent me similar printouts, though some missed the $54 winner.

SARTIN METHODOLOGY
SA -- WAGERING DECISION FORM -- WIN

| | BOTTOM LINE-BETTING LINE RANKS 1 | 2 | 3 | 4 | 5 | PRIMARY BAL | EPR | LPR | CPR | TTE | HE | FW | FX | SUPP SPN | ETN | TTS | TTP | FRAC E | L | N | PAS | # |
|---|---|---|---|---|---|---|---|---|---|---|---|---|---|---|---|---|---|---|---|---|---|---|
| HALF 1226 9 | | | 54.00 | | | 7 | 4 | 2 | 3 | 3 | 2 | 3 | 4 | 3 | 3 | 3 | 3 | 4 | 3 | 3 | | 1 |
| RUN M 1226 8 | | | 29.20 | | | 7 | 5 | 1 | 3 | 6 | 2 | 3 | 2 | 3 | 2 | 3 | 3 | 5 | 3 | 2 | | 2 |
| 1226 7 | | | MISSED | | | | | | | | | | | | | | | | | | | 3 |
| IMPER 1226 5 | 14.80 | | | | | 4 | 4 | 1 | 1 | 4 | 1 | 3 | 2 | 1 | 1 | 2 | 2 | 2 | 2 | 2 | | 4 |
| MOUNT 1226 4 | | | 34.00 | | | 4 | 2 | 3 | 2 | 4 | 4 | 3 | 1 | 2 | 3 | 2 | 2 | 1 | 2 | 2 | | 5 |
| B J B 1226 1 | 20.20 | | | | | 4 | 1 | 5 | 1 | 2 | 4 | 2 | 1 | 1 | 3 | 1 | 1 | 1 | 2 | 3 | | 6 |
| TOT WIN | 2 | | 3 | | | | | | | | | | | | | | | | | | | |
| TOT MUT | 35.00 | | 117.20 | | | | | | | | | | | | | | | | | | | |
| AVE MUT | 17.50 | | 39.07 | | | | | | | | | | | | | | | | | | | |
| AVE BAL | 4.0 | | 6.0 | | | | | | | | | | | | | | | | | | | |

BASED ON $10 TO WIN - 2 HORSES ($20 PER RACE)
TOTAL BET $120.00
GROSS RETURN $761.00
NET PROFIT = $641.00

Copyright SartinMethodology.com - Not for Resale

## FEAR LOSING, KNOW NO PROFITS

by 'Capper

FEAR-False Evidence Appearing Real. Howard Sartin Ph.D., reads physics books, books on chaos math and even spiritual works and relates them all to success in horse race handicapping. Well I happened to be reading in a different field and this definition of fear looked like it came straight from an issue of the Follow Up. It did not. It came from a book entitled "Conversations With God, Book 3" authored by Neal Donald Walsch, I have heard the phrase before, before the time I started looking beyond the mainstream for success in short term pari-mutuel investing.

Just look at that definition. False Evidence Appearing Real. It brings to mind the readouts of all those short priced favorites two thirds of which end up running up the track with a lot of somebodies money going right with them. It brings to mind the sense of anxiety when the Confidence to support the Corollary evidence wanes in the face of ALL that money on the favorite. How can so many people be so wrong. False Evidence Appearing Real is how. They cannot break through their fear of NOT having the winner especially when it is so 'obvious' to the players who are 'playing' (not investing) all that money, they cannot break through their fear that what seems so obvious a certainty is a bust, they cannot see the race instead of the horse (as in I cannot see the forest for the trees)

How do we beat False Evidence Appearing Real? For starters how about with the three C's? Consistency, Corollary and Confidence. Consistency in not jumping all around to find not the contenders but to find actual investment interests. Corollary in using the indicators paying off for you now, not the win pool designated favorite. Confidence in knowing that even if I lose this race I am still going to win at a 65%-75% clip and that by chasing this race I will jeopardize the validity of these, my personal, statistics. By not making invests below the odds that we have determined to be profitable for us. For most this is 5/2 or 3/1. By hiding those contenders that will not get us this minimum return.

Fear to profit? Fear to lose with a short priced horse coming off a winning race with a career best number? Fear to ignore "classic" handicapping maxims? The fear to leave behind these fears keeps us entangled in continual losses. The Methodology has given us the tools we can use to surmount the pull and drag of FEAR. Dr. Sartin has also shown that handicapping tomes are the least effective sources of handicapping success.

These tomes represent the classical, left brained, linear approach to handicapping. And through some twenty-four years of research, observation and implementation Dr. Sartin has shown that this is not the way for horse players to evolve into handicappers. Many of us want to know where the Doc gets his ideas. It appears to me he gets them from anywhere and anyone who has something to say about self improvement exclusive of a medical model paradigm. He is always providing not only the credit to other sources but encouraging all of us to read it for ourselves so we may receive the full value of these resources and possibly enhance our personal and spiritual lives as well as improve our handicapping success. Deepak Chopra and his Indian Ayurvedic approach to improved spiritual health and Candace Pert's Molecules of Emotion are two examples we can use in order to go beyond the box. To go beyond the box of classic handicapping mentality, to go beyond the box of linear thinking, to move from horse players to handicappers.

Use the Methodology and ALL its resources, especially the non-traditional references to overcome FEAR and multiply the number of your trips to the winners window.

The 'Capper here with a race day reminder....work the plan, be profitable.
'Til next time.

Copyright SartinMethodology.com - Not for Resale

# The Forest vs. The Tree.
# or -
# The Whole vs. The Part

I often learn more from non-winners than from winners. This is especially true when the client was winning for a prolonged period then suddenly found him/herself doing less well.

In examining the reason for this phenomenon, I was able to isolate one single fact that stands out above all others: They focus on a **single** corollary readout or handicapping concept. It is illustrated quite simply at the end of this treatise.

They were handicapping the TREE not the entire FOREST.

When, after a certain number of races, the tree failed to yield fruit, they fell victim of the **anxiety-fear** syndrome that I'm working so hard to cure. It's a tough job, especially when the client involved depends solely on wagering to make a living.

Unfortunately, a long period of success seems to make people ignore the directions and psychological advice aimed at non-winners. Protracted periods of winning often go to certain people's heads and they lose sight of the forest, dwell on a tree and resort to the old ego-centered idea that it's not themselves who erred but the formula they once solely relied on.

Then they do one or all of several things:

They call and ask for the mathematical equation producing their favorite readout. (2) They zig-zag back and forth between old programs like Energy, Thoromation and Quad Rater and use the one that produced the winner in the LAST race. In so doing they complain that their handicapping has become inconsistent. That's always to be expected when one zigs and zags. It's caused by Anxiety-Fear and once initiated becomes difficult, sometimes almost impossible, to overcome.

The TREE instead of FOREST components most often cited are: The **Tandem Concept**, Factor X, the *old* modeling procedure: EP, SP, FW, or any other SINGLE aspect of the TOTAL Methodology.

(1) THE TANDEM CONCEPT is twofold. One way is to give all horses in a Tandem Race who finished relatively close to the winner, NO beaten lengths at the FINAL call. The other is to GO BACK to a recent race in which the horse won or did very well. The FIRST way produces a lot of high priced winners at tracks where the SAME horses are regularly pitted against each other. Northlands comes to mind. This version of the **Tandem** procedure is not dependent as much on readouts as it is *your* statistics relating to Tandem race contenders by a given track.

It works only when it works and its success depends on your *long range* records, not a single or even a few races from a given track.

(2) FACTOR X. Client records prove that the top THREE Chaos Formula FX contenders win

Copyright SartinMethodology.com - Not for Resale

an inordinately high percentage of races. They do not win all the races at all tracks (see Mel Shrawder's article, Follow Up #71). FX is based on an animal's average performance Early and Late. Horses making a BIG TT move may win with an FX ranking over 3. It's a fact of handicapping life. No amount of diddling with formula can change it.

(3) The **old Modeling procedure** we dubbed the Brohamer Model, was once very powerful especially when applied by truly superior handicappers who narrowed a race down to no more than five viable contenders. In today's racing this kind of model is far less effective even for the best users, because we no longer see the same degree of consistency in the EP-SP-FW ranking balances.

For **today's** racing we have produced the most dramatically superior modeling concept: one made from the new computerized Wagering Form. It is less dependent on the performance of the horse by corollary factor(s). It is most responsive to the mutuel payoffs of actual winners - when using the HIDE option.

It requires only that the user include the winner among 5, 6 or even 7 contenders, taken from pacelines as directed. It maximizes user ability to interpret readouts and answers the nagging question: Which corollaries are best? An answer that must come from personal records so many don't keep or can't seem to analyze.

Results can be downloaded or taken from a newspaper for an after-the-fact Model, like the old Brohamer Model or, immediate results can be hand-entered by race or day for those who telephone bet with running odds or take a laptop computer with them to the track or off-track wagering site.

Today's medical practitioners are abandoning the old practice of treating isolated symptoms and going to the more contemporary and beneficial method of treating patients as a whole. Mind-Body Medicine is no longer a theory. It has become accepted fact. The same concept applies to successful handicapping.

To win consistently we must be able to implement the means of overcoming the Anxiety-Fear that takes place in the gap between handicapping and BETTING the races. This Anxiety-Fear State, even when one fails to consciously recognize or admit it, causes a Memory-Learning-condition producing temporary memory loss in which virtually all viable Methodology lessons or directions are forgotten and abandoned.

I hear it daily when I ask clients: "Why did you do, or fail to do (whatever)? It was explained with examples in Follow Up #..."

The answer invariably is: "Oh gosh, I forgot about it then, but I remember it NOW."

My job: continue to provide the means for everyone to remember at the moment of truth: The **betting window**, machine or phone bet operator.

PLEASE: Do NOT get hung up on a single factor and go into a Fear-Panic state when it seems to be less productive than before. Pace Launcher/Synthesis clients have a dozen components working for you, the most important is BL/BL with HIDES. ABOVE ALL don't zig and zag between different programs.

Copyright SartinMethodology.com - Not for Resale

# HANDICAP THE FOREST

# NOT YOUR FAVORITE TREE

Copyright SartinMethodology.com - Not for Resale

# *THE CURE*

**FOR NON-WINNING**

# IS HERE *NOW!*

A new *computer program*
for SYNTHESIS clients ~

## *Handicapping Wagering Decision Form*

Includes one hour audio tape instruction and workout

This program works both with TrackMaster Results and hand entering...
COMING SOON - for Racing Form or BRIS download

Increases dramatically the number of Overlays
in the TOP 2 or 3 TIERS
of the

*NEWLY IMPROVED*

# BOTTOM LINE/BETTING LINE

Hide as directed and watch 4th and 5th Tier BL/BL horse move as much as

## 3 TIERS BETTER!

## Makes OVERLAY BETS AUTOMATIC

You'll earn much more PROFIT
in each 20 Race Cycle

***Another good reason to move up to SYNTHESIS***

Copyright SartinMethodology.com - Not for Resale

HOL1112 4 7.0 D MC 3+ $14,000 CP=$25,000 PR=76

HIDE for WIN only

| HIDE# | PN | CNAME | Ld | SR | BOTTOM LINE -- BETTING LINE PR | BAL | LS | ODDS | TRKDISTS | M/L | DAYS | AGE |
|---|---|---|---|---|---|---|---|---|---|---|---|---|
| P ( 6) | 10 | FALL 3 | | 80 | 75 | 6 | 20.3 | 9-5 | FPX 7.0D | 9/2 | 27 | 3 |
| W ( 2) | 3 | TUCKA1 | | 77 | 76 | 6 | 19.8 | 2-1 | SA 6.0. | 5/1 | 36 | 3 |
| S ( 1) | 2 | IN TR1 | | 78 | 76 | 5 | 17.8 | 5-2 | SA 7.0D | 8/5 | 43 | 3 |
| ( 4) | 6 | CHIAN1 | | 74 | 76 | 8 | 11.3 | 5-1 | SA 7.0D | 6/1 | 43 | 4 |
| ( 5) | 9 | FIVE 2 | | 70 | 79 | 8 | 9.3 | 6-1 | SA 6.0D | 8/1 | 8 | 3 |
| ( 3) | 4 | CARAN2 | | 75 | 75 | 9 | 9.3 | 6-1 | FPX 6.0D | 12/1 | 41 | 3 |

## EXOTIC WAGERS - make 2 printouts
## One BEFORE HIDES, one after HIDES
## for WIN only

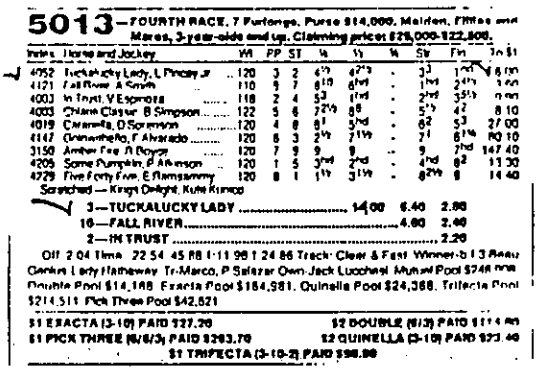
5013—FOURTH RACE. 7 Furlongs. Purse $14,000. Maiden. Fillies and Mares, 3-year-olds and up. Claiming price $25,000-$22,500.

| Index | Horse and Jockey | Wt | PP | 1/4 | 1/2 | 3/4 | Str | Fin | Jockey | Odds $1 |
|---|---|---|---|---|---|---|---|---|---|---|
| 4052 | Tuckalucky Lady, L Pincay Jr | 120 | 3 | 2 | 4½ | 4²½ | - | 3¾ | 1nk | 6.60 |
| 4121 | Fall River, A Smith | 110 | 9 | 7 | 6¹⁰ | 6¹⁰ | - | 1hd | 2¹½ | 3.60 |
| 4003 | In Trust, V Espinoza | 118 | 2 | 4 | 5¾ | 1hd | - | 2hd | 3⁵½ | [illegible] |
| 4003 | Chiana Classic, B Simpson | 122 | 5 | 6 | 7²½ | 8⁸ | - | 5¹½ | 4¹ | 8.10 |
| 4019 | Chianella, D Sorenson | 120 | 4 | 8 | 8¹ | 5hd | - | 6² | 5³ | 27.00 |
| 4147 | Chianetello, F Alvarado | 120 | 8 | 3 | 2½ | 7¹½ | - | 7¹ | 8¹⁰ | 80.10 |
| 3150 | Amber Fee, R Boyce | 120 | 7 | 9 | 9 | 9 | -- | 9 | 7hd | 147.40 |
| 4205 | Some Pumpkin, P Atkinson | 120 | 1 | 5 | 3hd | 2hd | - | 4hd | 8² | 11.30 |
| 4229 | Five Forty Five, E Ramsammy | 120 | 8 | 1 | 1½ | 3¹½ | - | 8²½ | 9 | 14.40 |

Scratched — Knight Delight, Kute Kimco

3—TUCKALUCKY LADY ..... 14.00 6.40 2.80
10—FALL RIVER ..... 4.80 2.40
2—IN TRUST ..... 2.20

Off 2:04 Time :22 :54 :45 :88 1:11 :98 1:24 :86 Track: Clear & Fast Winner-b f 3 Beau Genius Lady Hatheway Tr-Marco, P Salazar Own-Jack Lucchesi Mutuel Pool $748,[illegible] Double Pool $14,188 Exacta Pool $184,981. Quinella Pool $24,388. Trifecta Pool $214,511 Pick Three Pool $42,621

$1 EXACTA (3-10) PAID $27.20 — $2 DOUBLE (6/3) PAID $114.80
$1 PICK THREE (6/6/3) PAID $293.70 — $2 QUINELLA (3-10) PAID $23.40
$1 TRIFECTA (3-10-2) PAID $98.80

*This program serves 3 purposes...*

### #1 - As a Daily Post-Race Tutorial.
A fast way to correct your mistakes,
help with Contender/Paceline Selection
and teach you which races to PASS!

### #2 - For those with Laptop or Palmtop Computers...
Take to your betting site and
HIDE non-profitable horses ON THE SPOT.
Also great for telephone bettors!

### #3 - An Easy Record Keeping Device
for wagers by:
Win/Place/Show
Date
Track
View each 20 Race Cycle and prove to yourself
how much more profit you'll make by following
directions
Prints out by single day or 20 race cycle
Includes screens for Place and Show summaries

3 DAY/20 RACE CYCLE SUMMARY

*After Hides*

| | BOTTOM LINE-BETTING LINE RANKS 1 | 2 | 3 | 4 | 5 |
|---|---|---|---|---|---|
| CLASS. 101110 | | | 15.60 | | |
| INTEM 1011'9 | 10.00 | | | | |
| FABUL 1011 8 | | 12.20 | | | |
| BUCK 1011 7 | 45.00 | | | | |
| 1011 5 | | | MISSED | | |
| MASTE. 1011 4 | 20.40 | | | | |
| BYE B 1011 3 | | | | 16.80 | |
| ALWAY 1011 2 | 21.60 | | | | |
| AMBER 1011 1 | 10.20 | | | | |
| 101010 | | | MISSED | | |
| GOLD 1010 9 | | 10.80 | | | |
| 1010 8 | | | MISSED | | |
| CYRAN 1010 7 | | | 9.20 | | |
| 1010 6 | | | MISSED | | |
| LORD 1010 5 | | 66.60 | | | |
| 1010 4 | | | MISSED | | |
| 1010 3 | | | MISSED | | |
| 1010 1 | | | MISSED | | |
| PIAZI 10 9 8 | | | | | 12.20 |
| CHRIS 10 9 7 | 7.00 | | | | |
| TOT WIN | 6 | 3 | 2 | 1 | 1 |
| TOT MUT | 122.20 | 89.60 | 24.80 | 16.80 | 12.20 |
| AVE MUT | 20.37 | 29.87 | 12.40 | 16.80 | 12.20 |
| AVE BAL | 2.7 | 7.3 | 6.5 | 9.0 | 6.0 |

~BASED ON $2.00 BET PER HORSE
NET PROFIT AFTER HIDES
TO TWO ONLY = $132.00
~BASED ON $10.00 BET PER HORSE = $660

***Handicapping Wagering Decision Form***
Works as an adjunct toSynthesis
You must have Synthesis to purchase

Introductory price:
**$199.**
CA res. $214.42 inc. tax

Copyright SartinMethodology.com - Not for Resale

# INFORMATION vs. INSPIRATION REVISITED

One of my earliest statements and, clearly the one most reviled by a cadre of so-called experts and horseplayers alike, was:

"Successful handicapping is no more than 20% information but at least 80% INSPIRATION! (Psychological)."

That statement has been challenged by virtually every well known handicapping information source since 1982. It got me almost as much heat as saying we should bet TWO horses to win and that the LAST paceline was not necessarily the one to use to predict a horse's chances in TODAY'S race. These last two have finally been endorsed by a number of respected experts, the FIRST never got any support UNTIL..

Steve Schmidt sent me this article published jointly by prestigious **Forbes Magazine and Dreman Value Management.** For the bevy of services who make downloading possible but also deal in numerous purely **informational** services, including BRIS and TrackMaster, this is not good news. Neither should it warm the cockles of those entrepreneurs who peddle Par and Pace Par Times, Daily Variants, after-the-fact Track Bias stats by distance and surface, Trainer-Jockey stats and various machinations of figures alleged to be universally applicable; plus a plethora of other purely informational data deemed by their advertisements to be vital to your consistent success.

However, happily for them is the fact that few horseplayers will ever read this kind of literature. Even if they did, virtually none would believe it. They rely, believe in and pay dearly, millions per year, for such services most of which are hindrances to their success.

Read and **absorb** the text and graph on the next page. The article was intended for market investors but they did a study of veteran handicappers to prove their point because handicapping results are immediate and statistics for success or failure instantly available.

Successful handicapping is solely dependent on proper analysis of the **information** gleaned from analysis of the multitude of different variables contained in each horse's past performance record. To be a consistent, winning handicapper one has only to determine the **viable variables**, focus on them and eschew the rest.

I am aware of those who ***claim*** success by relying on a variety of information based on human factors such as trainer-jockey combination stats, prescient knowledge of trainer intentions, even ego-centered intuition. Apparently **information** raises **ego-centered confidence**. But the facts say that it's false confidence because accuracy plunges in direct disproportion to the level of such confidence. True confidence comes from actually winning and profiting **consistently**. I have yet to find a way to do this without relying on the consistent accuracy of the computer in isolating and quantifying the viable variables!

Dreman
Value Stock Report
CONTRARIAN STRATEGIES FOR OUTPERFORMING THE MARKET
Published by FORBES MAGAZINE and DREMAN VALUE MANAGEMENT LLC

## THE INFORMATION PARADOX

There is a tremendous demand among investors for incremental information on stocks. Every scrap, every fact, and every rumor is devoured eagerly. Investors believe that the increased dosage of information gives them a shot at "the big money." Would that it were so straightforward. Paradoxically, what might seem like an information "edge" may not help you. A large number of studies show rather conclusively that giving an expert more information doesn't do much to improve his judgment.

Interestingly, the finding seems universal — no improvement with more information. The same results were obtained using track handicappers. Eight veterans of the racing form were progressively given 5 to 40 pieces of the information they considered important in picking winners. As the nearby table shows, their confidence rose directly with the amount of information, but the numbers of winners, alas, did not.

### BAD NEWS FOR HANDICAPPERS

*Average changes in confidence and accuracy with increasing amounts of information*

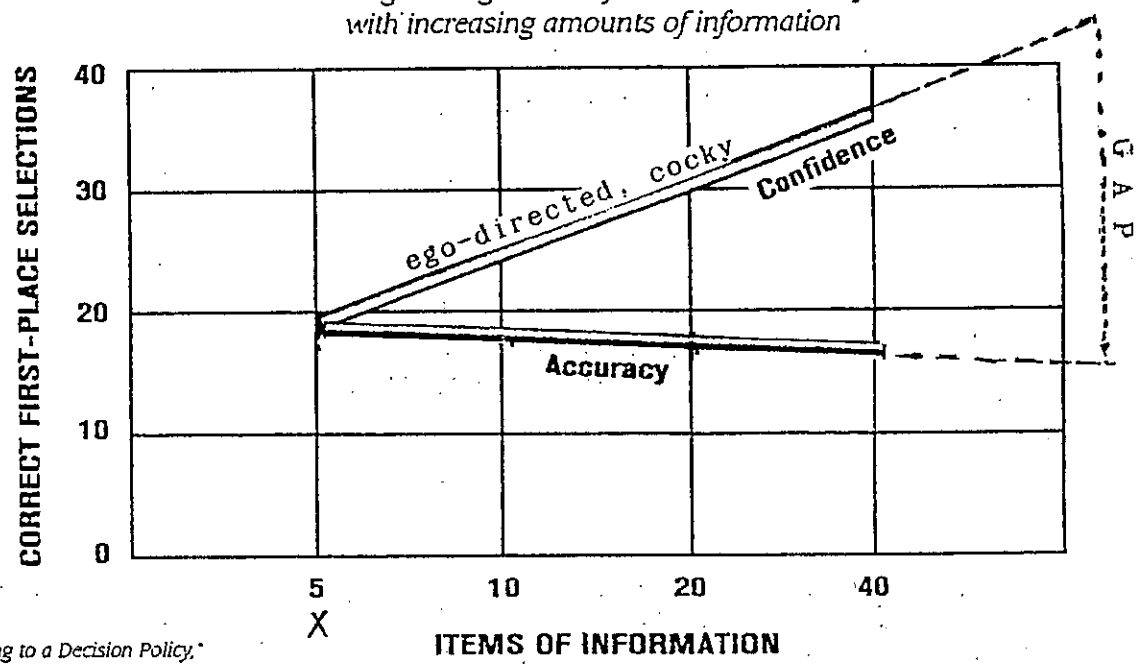


*Source: Adapted from Paul Slovin "Behavioral Problems Adhering to a Decision Policy," ICRF speech, May 1973*



Copyright SartinMethodology.com - Not for Resale

Copyright SartinMethodology.com - Not for Resale

# Some Photo Memories from The Las Vegas Tribute Dinner for Doc Sartin

M.C. Dennis Mikkelson

Tom Brohamer

"Doc didn't just add to my handicapping skills, he taught me to fake sincerity"

Shane

"I've known my father since I was very young..."

Doc, Peter Tolan and Tom Brohamer

Photos courtesy of Vaughn Youtz

Copyright SartinMethodology.com - Not for Resale

# *Anatomy of the OLD vs. NEW* BL/BL *and Several Other Beneficial Revisions...*

**Someone wrote asking why he should spend his money on the new computerized Wagering Decision Form since he was doing okay now.**

My answer is that the Wagering Decision Form is an outgrowth of my articles: ***The Cure for Non-Winning***. For big, consistent winners, neither the article nor the program are essential. IF you are now winning consistently and getting substantial overlays, you apparently have no disease to cure.

Just because some new program is available doesn't mean I expect you to purchase it if you truly don't need it.

Long time client Gary Gilbert sent me two races where he had the winners and the Trifectas. In one race he earned the biggest trifecta of his life, $2,025.40. In that race with the horse MONTx, he took a wild chance and extracted a Sprint from a Turf route. Naturally when he equalized distances on his hand-entry version of Synthesis, the paceline showed as dirt. Using the Turf 3 Year Best for the horse, it ranked 5th on his old BL/BL, but 3rd on both the Primary and SUPP Composite. Happily this caused him to include the $27.40 Place Horse in his Exacta and Trifecta.

He has paid me several visits and knows the power of FX, Entropy and a 3 ranking on the Primary Corollaries and SUPP Line Scores. He boxed his top 4 choices for the Trifecta (as prescribed in several previous Follow Ups) and won $2,025 ++ then promptly left for a vacation.

THE RACE: #6 SA Dec. 30, 1998:

Copyright SartinMethodology.com - Not for Resale

# 6 Santa Anita Park

*6 Furlongs* (1:07¹) CLAIMING. Purse $34,000 (plus up to $4,080 to Cal-breds). 3-year-olds. Weight, 121 lbs. Non-winners of two races since October 1, allowed 3 lbs. Of a race since November 1, 5 lbs. Claiming price $32,000, for each $2,000 to $28,000, allowed 1 lb. (Maiden or races when entered for $25,000 or less not considered.)

6 FURLONGS

## Boy Chick

Own: Dye Gil V — $32,000
DELAHOUSSAYE E (12 0 3 1 .00) 1998:(818 128 .15)

Gr/ro g. 3 (Mar)
Sire: Slewpy (Seattle Slew)
Dam: Merry Dancer (Native Charger)
Br: Hallmark Dennie (Cal)
Tr: Harte Michael G (—) 98:(88 14 .16)

L 116

Lifetime Record: 21 6 0 3 $127,084

| | | | | | | | | | | | |
|---|---|---|---|---|---|---|---|---|---|---|---|
| 1998 | 13 | 3 | 0 | 3 | $71,344 | Turf | 0 | 0 | 0 | 0 | |
| 1997 | 8 | 3 | 0 | 0 | $55,740 | Wet | 0 | 0 | 0 | 0 | |
| SA | 10 | 3 | 0 | 2 | $70,744 | Dist | 11 | 4 | 0 | 1 | $77,844 |

```
18Nov98-6GG fst 6f :213 :44 :561 1:091 Alw 34880n1x 73 9 4 710 76½ 85½ 53 Warren R J Jr LB 118 fb 5.80 85-08 MrkTheMoment118½ Stphni'sJt118½ LitlPrinc118hd Angled wide, rallied 9
31Oct98-3SA fst 5½f :214 :443 :564 1:03 3+ [S]CalCpStSprtH50k 70 5 9 912 912 98½ 79½ Vergara O LB 114 fb 42.00 84-05 SlwsRoylSon121½ ConfirmdFlight112½ McFig117½ Stumbled badly start 9
12Oct98-9SA fst 6½f :22 :45 1:101 1:163 Clm 25000 85 1 10 54½ 41½ 1hd 11 Vergara O LB 115 fb 4.10 86-15 Boy Chick1151 Grady1161 Auburn Hills1161 Off bit slow,rallied 11
5Sep98-5Dmr fst 6f :222 :461 :582 1:11 Clm 20000 82 1 10 64 3nk 1½ 1½ Vergara O LB 115 fb 5.60 84-13 Boy Chick115½ Auburn Hills1163 Bob Gaede117nk Inside bid,gamely 10
9Aug98-10Dmr fst 6f :22 :444 :57 1:094 Clm 40000 77 6 7 74½ 75½ 65½ 65 Delahoussaye E LB 116 fb 4.20 85-09 Double D J115½ E Coupon115hd Grady1161½ Wide trip 7
22Jly98-6Dmr fst 6½f :22 :451 1:102 1:171 Clm 32000 72 9 8 99½ 97½ 57 34½ Delahoussaye E LB 116 fb 4.10 80-10 Truely Yours1154½ Grady115hd Boy Chick1161½ Off slow,inside bid 9
2May98-7GG fst 6f :214 :443 :563 1:093 Alw 34720n1x 73 7 8 77 79½ 710 65½ Warren R J Jr LB 119 fb 2.40 87-11 Star Studded119no Danger119no Negri119½ Dull try 8
17Apr98-8SA fst 6f :213 :442 :57 1:092 [S]Zany Tactics109k 82 3 8 811 84½ 65 54 Delahoussaye E LB 116 fb 27.90 87-07 Champ's Star1152½ Full Moon Madness1151 General Gem1172 8
    Steadied, squeezed start, inside trip
1Apr98-4SA fst 1 ⊗ :23 :464 1:111 1:363 Clm 62500 80 4 5 53½ 43½ 42½ 52½ Delahoussaye E LB 120 fb 4.00 87-08 Parkview117hd Opine1201 Master Carson120½ Off bit slow 8
6Mar98-3SA fst 1 ⊗ :223 :462 1:121 1:38 Clm 75000 78 1 5 513 53½ 53½ 32 Vergara O LB 118 fb 14.50 81-23 Parkview117hd Moving's Gold1202 Boy Chick1181 Bit awkward start 5
19Feb98-1SA fst 6f :214 :444 :574 1:111 Clm 32000 78 4 5 79 610 44½ 12 Delahoussaye E LB 120 fb 1.70 84-14 Boy Chick1202 Cash Value1202 Baja Gold120½ Split foes 1/16 7
25Jan98-3SA fst 6½f :214 :444 1:10 1:163 [S]Alw 42000n1x 69 3 6 55½ 74½ 74 58 Vergara O LB 115 fb 14.90 80-12 [DH]CourtCosts117[DH]Chmp'sStr115hd KForThre1164½ Bobbled after start 7
WORKS: Dec22 SA 4f fst :524 B 30/30 Oct24 SA 4f fst :50 H 37/47    TopBSF: D:85 Dist:82
```

## Shingen Speed

Own: Cross & Takeda — $32,000
VALDEZ R L (4 0 1 0 .00) 1998:(341 26 .08)

Dk. b or br g. 3 (Feb)
Sire: Exbourne (Explodent)
Dam: Privy (Tisab)
Br: Chandler John A (Ky)
Tr: Cross David C Jr(2 0 0 0 .00) 98:(79 11 .14)

L 109⁷

Lifetime Record: 15 1 2 4 $66,733

| | | | | | | | | | | | |
|---|---|---|---|---|---|---|---|---|---|---|---|
| 1998 | 12 | 0 | 2 | 3 | $38,533 | Turf | 1 | 0 | 0 | 0 | |
| 1997 | 3 | 1 | 0 | 1 | $28,200 | Wet | 2 | 0 | 0 | 0 | $5,373 |
| SA | 5 | 0 | 1 | 1 | $21,733 | Dist | 6 | 0 | 1 | 2 | $19,540 |

```
6Dec98-8Hol my 6½f :232 :464 1:11 1:17 Clm 40000 70 3 3 1hd 2hd 52 57½ Ramsammy E LB 115 fb 8.60 73-22 Grady116no Deuce Court1091½ Tryumphant115½ 3 wide, weakened 6
29Oct98-6SA fst 7f :224 :453 1:102 1:232 Clm c-40000 51 2 5 1hd 1hd 42½ 714½ Gomez G K LB 115 f *2.20 73-15 I'veHadIt1162½ MyBoyBrndon115½ Whizbyou1162 Squeezed,stmbld early 7
    Claimed from Sengara Jeffrey, West Ted Trainer
11Oct98-2SA fst 1 :23 :464 1:114 1:372 Clm 40000 79 5 5 54 51½ 31½ 41½ Gomez G K LB 115 4.40 81-15 AlwaysCrowded117½ GeneralJake1161 Dooley1162 Stumbled badly start 6
27Sep98-10Fpx fst 6½f :213 :444 1:10 1:162 3+ Alw 40320n1x 85 2 4 1hd 2½ 22 23 Gonzalez J C5 LB 110 5.80 95-05 Chikalis1193 Shingen Speed110hd Lucky Sandman1142½ Inside duel 8
6Sep98-7Dmr fst 6f :22 :444 :57 1:10 Clm 40000 69 4 12 97 86½ 84½ 98 Gonzalez J C5 LB 110 6.90 81-12 Tzigane1162 E Coupon1151½ Mr Festus115½ Stumbled after start 12
8Jly98-1Hol fst 6f :224 :46 :573 1:10 Clm c-50000 75 1 6 21 21½ 32½ 65½ Ramsammy E LB 115 8.70 81-15 Emigre1151½ E Coupon1182 Bridgeport115no Rail trip,weakened 6
    Claimed from Takeda Kyohei, Cross David C Jr Trainer
10Jun98-7GG fst 6f :214 :442 :563 1:091 Alw 34000n2x 82 1 5 53 32 32 33½ Carr D LB 119 4.70 90-07 E Coupon1191½ Early Pioneer1192½ Shingen Speed119½ Even late 6
8May98-5Hol fst 6f :214 :441 :554 1:08 Clm 62500 76 6 4 31 42½ 24 310 Ramsammy E LB 115 11.00 87-08 Shot Md1155 Swiss Echo1185 Shingen Speed1152 Bit crowded 1/2 7
12Apr98-8SA gd 1 (T) :232 :472 1:113 1:361 [R]La Puente83k 77 8 6 57½ 67½ 610 611 Almeida G F LB 114 46.50 67-26 Commitisize1161 Tenbyssimo117no Dernier Croise1153½ No rally 8
29Mar98-7SA gd 6½f :221 :453 1:104 1:17 San Pedro80k 73 1 6 41½ 42½ 54½ 44½ Ramsammy E LB 115 36.50 75-17 OldTopper1193½ Son'sCorona1163 SearchMe1152 Broke in,bit awkwardly 6
13Feb98-4SA fst 1 :233 :472 1:121 1:37 Alw 46000n1x 89 4 1 1½ 2½ 22 38½ Ramsammy E LB 113 33.40 79-19 ThoeProspector1164 Quke115½ ShingenSpeed1135 Dueled, lost 2nd late 7
15Jan98-5SA fst 6f :214 :443 :574 1:112 Clm 62500 61 3 6 52½ 53½ 44 21 Ramsammy E LB 120 8.40 82-16 Shot Md1201 Shingen Speed1201 Boy Chick120nk Finished well 7
WORKS: Nov30 SA 4f fst :491 H 32/80 Nov22 SA 4f fst :482 H 13/36 Nov14 SA 4f fst :473 Hg5/27 Nov8 SA tr.t 5f my 1:042 H 2/7 Oct24 SA 4f fst :473 H 5/47    TopBSF: D:89 W:73 Dist:82 (T):77
```

## Straight Shooter

Own: Cavanaugh Mike & Valey & Stute Anna — $32,000
GARCIA M S (3 0 0 1 .00) 1998:(850 80 .09)

Dk. b or br g. 3 (Apr)
Sire: Maxistar (Pia Star)
Dam: Many Passes (Run of Luck)
Br: Straus Jack (Cal)
Tr: Stute Melvin F(1 0 0 0 .00) 98:(396 42 .11)

Blinkers OFF — L 116

Lifetime Record: 10 1 1 2 $45,620

| | | | | | | | | | | | |
|---|---|---|---|---|---|---|---|---|---|---|---|
| 1998 | 10 | 1 | 1 | 2 | $45,620 | Turf | 0 | 0 | 0 | 0 | |
| 1997 | 0 | M | 0 | 0 | | Wet | 0 | 0 | 0 | 0 | |
| SA | 2 | 0 | 1 | 0 | $8,000 | Dist | 7 | 1 | 1 | 1 | $40,940 |

```
18Dec98-2Hol fst 6½f :22 :443 1:093 1:161 Clm 50000 75 1 6 1½ 2hd 64½ 611 Garcia M S LB 114 b 24.30 74-15 Gratteau116½ Deuce Court118hd EarlyPioneer114½ Inside duel, weakened 7
23Aug98-10Dmr fst 6f :221 :45 :571 1:10 Clm 62500 63 4 5 3½ 52½ 57 611 Enriquez I D LB 115 fb 5.60 78-11 Emigre1151 Doc Art115no Tryumphant1174 Steadied after start 6
7Aug98-6Dmr fst 6f :214 :443 :571 1:101 3+ [S]Alw 42000n1x 71 4 5 3nk 32 24 44½ Garcia M S LB 115 b 6.20 79-12 Sm'sPlce1174½ JetSetSwinger115½ T.K.'sBert1153½ Three wide, weakened 7
24Jly98-3Dmr fst 6f :22 :45 :572 1:094 3+ [S]Md Sp Wt 90 3 1 1½ 12½ 12 13½ Garcia M S LB 118 b *1.70 90-12 Straight Shooter1183½ Caloy11814 Jack Seven Onice1184 Steady handling 6
9Jly98-6Hol fst 6½f :22 :443 1:10 1:162 3+ [S]Md Sp Wt 67 5 4 2hd 2hd 41½ 77½ Garcia M S LB 117 b 8.00 76-13 SicilianDon115½ MargedsDitto1173½ GustoForzdo117nk Dueled three deep 10
18Jun98-4Hol fst 6f :22 :451 :573 1:10 3+ [S]Md Sp Wt 81 6 2 11 11 1½ 41½ Garcia M S LB 117 1.50 86-15 Turkish Prize117½ Gusto Forzado117½ Gambit117nk Drifted out into lane 7
22May98-3Hol fst 6½f :221 :451 1:101 1:164 3+ [S]Md Sp Wt 70 5 2 21½ 31½ 32 35½ Garcia M S LB 116 *.70 76-17 SingThePrise1161½ TooHigh1174 StrightShooter1162 Weakened, held 3rd 8
3May98-7Hol fst 6f :221 :451 :571 1:094 3+ [S]Md Sp Wt 83 8 2 1½ 31 3½ 32½ Garcia M S LB 115 *1.90 85-17 ShmmrngBronz1152 T.V.OfHmt122½ StrghtShotr1152 Weakened inside 12
17Apr98-8SA fst 6f :213 :442 :57 1:092 [S]Zany Tactics109k 63 5 3 2½ 33 77 813½ Garcia M S B 113 13.30 79-07 Chmp'sStr1152½ FullMoonMdness1151 GenerlGem1172 Dueled, gave way 8
21Mar98-6SA fst 6f :214 :45 :57 1:094 [S]Md Sp Wt 92 4 2 11 11 1hd 2½ Garcia M S B 118 7.50 90-13 DelMrGry118½ StrightShooter1183 Onceswiththewind1136 Game inside 7
WORKS: ●Dec26 SA 4f fst :461 H 1/24 Dec15 Hol 7f fst 1:274 H 3/5 ●Dec3 Hol 6f gd 1:132 H 1/16 ●Nov27 Hol 6f fst 1:141 H 1/5 Nov22 Hol 5f fst 1:014 H 24/54    TopBSF: D:92 Dist:92
```

## Grady

Own: House Michael — $32,000
NAKATANI C S (14 0 0 4 .00) 1998:(975 212 .22)

B. g. 3 (Jan)
Sire: Prospectors Gamble (Crafty Prospector)
Dam: Petadear (Subpet)
Br: Hart Farm Inc (Fla)
Tr: Mitchell Mike(2 0 0 0 .00) 98:(325 55 .17)

L 118

Lifetime Record: 17 2 5 4 $348,643

| | | | | | | | | | | | |
|---|---|---|---|---|---|---|---|---|---|---|---|
| 1998 | 11 | 1 | 4 | 2 | $54,780 | Turf | 1 | 0 | 0 | 0 | |
| 1997 | 6 | 1 | 1 | 2 | $293,863 | Wet | 1 | 1 | 0 | 0 | $16,200 |
| SA | 2 | 0 | 1 | 0 | $5,240 | Dist | 7 | 0 | 1 | 2 | $23,780 |

```
6Dec98-8Hol my 6½f :232 :464 1:11 1:17 Clm 40000 88 5 5 52½ 51½ 41½ 1no Nakatani C S LB 116 fb 3.60 81-22 Grady116no Deuce Court1091½ Tryumphant115½ Bumped 3/16,just up 6
25Nov98-6Hol fst 6½f :221 :45 1:102 1:17 Clm 25000 82 8 8 89½ 86½ 53½ 21½ Flores D R LB 117 b *2.00 80-18 Tramp Harbor1151½ Grady117hd Prospector's Bay115½ Off well in air, wide 8
12Oct98-9SA fst 6½f :22 :45 1:101 1:163 Clm 25000 83 10 6 75½ 62½ 2hd 21 Flores D R LB 116 b *2.40 85-15 Boy Chick1151 Grady1161 Auburn Hills1161 Wide, bid, outfinished 11
6Sep98-7Dmr fst 6f :22 :444 :57 1:10 Clm 40000 77 7 8 85 75½ 55½ 55 Flores D R LB 116 b *3.40 84-12 Tzigane1162 E Coupon1151½ Mr Festus115½ Improved position 12
9Aug98-10Dmr fst 6f :22 :444 :57 1:094 Clm 40000 88 4 5 53½ 52½ 42 3½ Flores D R LB 116 b 7.40 89-09 Double D J115½ E Coupon115hd Grady1161½ 4wd into lane,closed 7
22Jly98-6Dmr fst 6½f :22 :451 1:102 1:171 Clm c-32000 73 3 7 53½ 43 22½ 24½ Sorenson D LB 115 b *2.90 80-10 Truely Yours1154½ Grady115hd Boy Chick1161½ Inside to lane 9
    Claimed from Irish American Tb & O'Leary's Fm, Sahadi Jenine Trainer
8Jly98-1Hol fst 6f :224 :46 :573 1:10 Clm 50000 81 5 4 31 41½ 42½ 43½ Sorenson D LB 115 b 4.20 83-15 Emigre1151½ E Coupon1182 Bridgeport115no Broke in,nipped for 3d 6
19Jun98-1Hol fst 6f :22 :45 :571 1:094 Clm 35000 84 3 2 3nk 3½ 31½ 24 Sorenson D LB 114 b 5.30 84-15 Confirmed Flight1154 Grady1141½ Double D J1153 Dueled between foes 5
28May98-1Hol fst 6f :221 :451 :572 1:101 Clm 50000 83 6 2 31½ 42 31 31½ Sorenson D LB 115 b 4.90 84-14 Double D J117½ Confirmed Flight1171 Grady1152 Willingly 5
8May98-5Hol fst 6f :214 :441 :554 1:08 Clm 62500 70 5 5 52 53 65½ 412 Sorenson D LB 115 b 7.70 85-08 Shot Md1155 Swiss Echo1185 Shingen Speed1152 Bit wide into lane 7
19Apr98-1SA fst 6f :212 :444 :571 1:101 Alw 42504n1x — 3 2 51½ 42½ 57 — Nakatani C S LB 120 b 6.50 — 13 Snowbound1173½ Search Me1202 Star's Wild115hd 5
    Checked, in bit tight near 1/4; eased, crossed wire Previously trained by Bradshaw Randy
8Nov97-9Hol fst 7f :214 :44 1:083 1:213 HolPrevueBC-G3 34 1 6 67 68 613 627 Sorenson D LB 122 b 28.10 67-04 Commitisize1161 Buttons N Moes1193 Search Me1175 No factor 6
WORKS: Dec21 Hol 5f fst 1:02 H 12/28 Dec14 Hol 3f fst :374 B 15/27 Nov20 Hol 5f fst 1:021 H 12/24 Nov7 Hol 3f fst :363 H 3/16 Nov2 Hol 5f fst 1:023 H 26/30    TopBSF: D:88 W:88 Dist:88 (T):52
```

Copyright SartinMethodology.com - Not for Resale

## My Boy Brandon

Own: Kessack & Meadowbrook Farms Inc — $32,000

ALVARADO F T (3 0 0 0 .00) 1998:(504 51 .10)

B. g. 3 (Apr)
Sire: Tsunami Slew (Seattle Slew)
Dam: Predicted Winner (Tri Jet)
Br: Kessack David (Fla)
Tr: La Croix David (—) 98:(80 5 .06)

L 116

Lifetime Record: 15 1 2 2 $34,890

| | | | | | | | | | |
|---|---|---|---|---|---|---|---|---|---|
| 1998 | 11 | 0 | 2 | 2 | $23,940 | Turf | 2 0 0 0 | $1,120 |
| 1997 | 4 | 1 | 0 | 0 | $10,950 | Wet | 0 0 0 0 | |
| SA | 2 | 0 | 1 | 0 | $6,840 | Dist | 3 0 0 0 | $2,520 |

13Nov98-5Hol fst 6f :22 :45² :57⁴ 1:10 3↑ Alw 40000s 63 1 5 4⁷½ 5⁷½ 6⁴½ 6⁹½ Solis A LB 115 b *1.50 77-14 MellowFellow120³½ MountinChs115nk MnlyVlntin1202½ Off rail, weakened 6
29Oct98-6SA fst 7f :22⁴ :45³ 1:10² 1:23² Clm 40000 77 4 6 4¹½ 6¹½ 3² 2²½ Gonzalez J C LB 115 b 12.00 85-15 I'veHdIt1162½ MyBoyBrndon115½ Whizbyou1162 Between horses to lane 7
26Sep98-10Fpx fst 7f :21⁴ :45¹ 1:10⁴ 1:23³ 3↑ Alw 32000s 77 6 7 6⁴½ 6⁵½ 6⁵½ 3¹½ Gonzalez J C5 LB 109 b 4.40 95-10 SothrnSqll117¹ GroomAndBord117½ MyBoyBrndon109½ 5-wide 2nd turn 8
27Aug98-10Dmr fst 1 :23 :47¹ 1:12¹ 1:37⁴ Clm 40000 52 5 6 6²½ 6²½ 6⁸½ 7²¹½ Gomez G K LB 115 b 17.40 61-15 GenerlJke1166½ Hilltheliquidtor1152½ Eddifromlhmbr115nk Outside, no rally 7
13Aug98-6Dmr fm 1⅛ Ⓣ :24 :48³ 1:12⁴ 1:42⁴ Clm 75000 67 7 5 5⁴ 5⁶ 7⁷ 5⁸ Dieguez W7 LB 108 b 32.60 83-10 Prose115³ Del Mar Dancer111½ Miramar1162½ No rally 7
30Jly98-3Dmr fst 1 :22¹ :45² 1:10³ 1:36¹ Clm 40000 77 7 7 7¹⁰ 7⁷½ 4⁶ 3⁹½ Alvarado F T LB 115 b 21.70 80-11 Avnofthstrs115⁶ WndsorGold110½ MyBoyBrndon1157½ Wide 7/8;rail lane 8
19Jun98-1Hol fst 6f :22 :45 :57¹ 1:09⁴ Clm 55000 71 2 5 5³½ 5² 5⁴½ 4⁸½ Alvarado F T LB 114 b 17.50 79-15 Confirmed Flight115⁴ Grady1141½ Double D J115³ Inside, no rally 5
16May98-1Hol fst 7f :22¹ :45² 1:10³ 1:23² Clm 32000 75 5 5 4³ 4²½ 2¹ 2½ Alvarado F T LB 115 b 26.50 84-13 Brown'sChmpion116½ MyBoyBrndon115³ KForThr115½ Bid, outfinished 6
8May98-4Hol fm 1 Ⓣ :24⁴ :48¹ 1:12² 1:35⁴ Clm 70000 61 6 3 3³½ 4³½ 9⁴½ 9¹⁰½ Douglas R R LB 114 b 20.60 73-16 SummerPrince1152½ DelMrDncer1163½ HezAKepr116hd Pulling, weakened 9
24Apr98-5Hol fst 6f :21⁴ :45¹ :57³ 1:10¹ 3↑ Alw 40000s 63 3 10 9⁸½ 9⁹½ 7⁸½ 6⁹½ Alvarado F T LB 114 b 14.00 76-14 TimlssTrickstr117½ SwtDrms1192 RustrdgFlvor1221 Off slow; wide turn 10
5Mar98-1SA fst 6½f :22 :45¹ 1:10³ 1:17² Clm 50000 65 4 4 5⁵½ 6⁴½ 5⁵ 5⁷ Alvarado F T LB 120 b 17.70 75-17 Hez A Keeper120¹ Swiss Echo120⁴ Confirmed Flight120½ No rally 6
17Dec97-8Hol fst 5½f :22¹ :46 :58² 1:05 Md 32000 69 5 4 3½ 2¹ 2hd 1²½ Douglas R R LB 119 b 6.10 88-16 My Boy Brandon119²½ Dixie Embers119hd Star Studded117¹ Clear, driving 11

WORKS: Dec27 Hol 7f fst 1:26 H 7/12 Dec19 Hol 5f fst 1:00⁴ H 3/17 Dec10 Hol 5f fst 1:02³ H 40/53 Dec1 Hol 4f fst :49¹ H 17/43 Oct8 Hol 5f fst 1:01 H 3/28 TopBSF: D:77 Dist:71 Ⓣ:67

## Montano

Own: Hicker & Nicoletti & Robinson — $32,000

RAMSAMMY E (3 0 0 0 .00) 1998:(644 60 .11)

B. g. 3 (Feb)
Sire: Manila (Lyphard)
Dam: Leery Baba (Well Decorated)
Br: Braeburn Farm Corp (Va)
Tr: Jones Martin F(1 0 1 0 .00) 98:(112 10 .09)

L 116

Lifetime Record: 14 1 1 2 $12,355

| | | | | | | | | | |
|---|---|---|---|---|---|---|---|---|---|
| 1998 | 7 | 0 | 0 | 0 | $3,340 | Turf | 11 0 1 2 | $6,346 |
| 1997 | 7 | 1 | 1 | 2 | $9,015 | Wet | 0 0 0 0 | |
| SA | 0 | 0 | 0 | 0 | | Dist | 1 0 0 0 | $940 |

18Nov98-5Hol fm 1 Ⓣ :23 :46 1:10² 1:35¹ Clm 62500 78 6 6 6¹¹ 5⁶½ 4⁴ 5⁶½ Black C A LB 118 21.30 80-08 SultrySubstitt1153½ Mr.Rsbrdg117nk GrcosPrz118½ Threw head, rank early 10
4Nov98-6SA fm *6½f Ⓣ :22⁴ :45⁴ 1:09³ 1:15⁴ 3↑ Alw 38480n1x 82 6 10 8⁵½ 10⁶ 10⁷½ 7⁶ Black C A LB 120 32.60 72-22 Robynhood119nk BotUOfRum122½ [DH]BolroKid120 Pulled early, no rally 11
18Oct98-4SA fm *6½f Ⓣ :22 :44¹ 1:08¹ 1:14² 3↑ Alw 37000n1x 84 8 9 8¹⁰ 9⁹ 7⁹½ 5⁵ Black C A LB 120 53.50 80-15 Gypsy's Gold1171½ Your Halo115nk Cozar1192½ Steadied start 12
23Aug98-10Dmr fst 6f :22¹ :45 :57¹ 1:10 Clm 62500 64 6 1 6¹½ 5⁴ 6⁷½ 5¹⁰½ Flores D R LB 117 3.40 78-11 Emigre115¹ Doc Art115no Tryumphant117⁴ 6-wide to turn 6
27Jly98-8Dmr fm 1⅛ Ⓣ :46³ 1:12 1:37 1:48⁴ Alw 46000n1x 42 9 1 1⁸ 1¹ 8⁹½ 8²³ Flores D R LB 116 13.30 68-09 Casino King115½ Blushing E. T.117¹ Giper1175½ Speed,tired 9
5Jly98-5Hol fm 1⅛ Ⓣ :24¹ :47 1:11³ 1:41⁴ Alw 47340n1x — 3 2 1²½ 7⁸½ — — Desormeaux K J LB 120 2.00 — 10 Prose120½ Lucky Molar120¹ Tryumphant1203½ 7
Squeezed break, very rank early, rider lost irons 4-1/2
18Jun98-7Hol fm 1 Ⓣ :23 :45³ 1:10³ 1:35¹ Alw 45000n1x 81 5 1 1⁶ 1hd 2½ 5³½ Nakatani C S LB 120 4.30 84-13 Opine122½ Priceless120nk Tryumphant120¹ Inside, outfinished 6
Previously trained by Paul Cole
10Nov97 ♦ Lingfield(GB) fst 6f LH 1:12 Wantage Nursery Handicap(dirt) Hcp 7300 1³½ O'Neill D7 114 *1.50 Montano1143½ Phantom Ring110¹½ Truth Teller122¹½ 9
*Rated in 5th,rallied in traffic to lead 1f out,drew clear*
23Oct97 ♦ Brighton(GB) gd 7f ⓉLH 1:22 Aldrington Nursery Handicap Hcp 8500 3¹½ Quinn T R 130 6.00 Balanita121¹½ Radar127hd Montano130⁵ 18
*Tracked leaders,2nd halfway,lost 2nd near line*
6Oct97 ♦ Wolverhmptn(GB) fst 7f LH 1:30³ Coracle Nursery Handicap(dirt) Hcp 7900 4²½ Rutter C 117 5.00 Carambo130¹½ One Singer133½ Santa Faye123½ 12
*Tracked leader,led 3f out,headed and weakened 100y out*
24Sep97 ♦ Chester(GB) gd 7f ⓉLH 1:30 Deva Nursery Handicap Hcp 11000 2²½ Fortune J 122 11.00 Burnt Yates1232½ Montano122² Inchalong126½ 14
*Well placed in 3rd,bid over 1f out,chased winner home*
9Sep97 ♦ Leicester(GB) gd 7f ⓉStr 1:24³ Rempstone Maiden Stakes Maiden 8800 15¹⁷½ Culhane A 126 33.00 Mudeer1251½ Close Up1261½ Last Christmas126hd 18
*Rank in mid-pack,weakened over 2f out*

WORKS: Dec23 Hol 4f fst :48² H 5/30 Dec17 Hol 6f fst 1:13¹ H 2/11 Dec10 Hol 5f fst 1:00³ H 6/53 Dec4 Hol 5f fst 1:00⁴ H 6/53 Oct30 Hol 4f fst :50 H 7/19 Oct12 Hol 5f fst 1:02 H 16/29 TopBSF: D:64 Dist:64 Ⓣ:84

## Back Again

Own: Houta Avi — $32,000

SOLIS A (15 5 4 0 .33) 1998:(1035 166 .16)

Gr/ro g. 3 (Apr)
Sire: Tiffany Ice (Icecapade)
Dam: Raisable (Raise a Cup)
Br: Arnold Terry D (Ky)
Tr: Carava Jack (—) 98:(332 52 .16)

L 116

Lifetime Record: 19 2 2 3 $40,322

| | | | | | | | | | |
|---|---|---|---|---|---|---|---|---|---|
| 1998 | 15 | 2 | 2 | 3 | $39,602 | Turf | 1 0 0 0 | |
| 1997 | 4 | M | 0 | 0 | $720 | Wet | 2 0 0 1 | $2,820 |
| SA | 1 | 0 | 0 | 1 | $4,560 | Dist | 4 0 0 1 | $5,563 |

18Dec98-2Hol fst 6½f :22 :44³ 1:09² 1:16¹ Clm 50000 91 7 1 2½ 1hd 3½ 5⁴ Solis A LB 115 12.40 81-15 Gratteau116½ Deuce Court118hd Early Pioneer114½ Dueled, weakened 7
28Nov98-3Hol wf 5½f ⊗ :22² :45³ :57¹ 1:03¹ 3↑ Clm 50000 47 2 6 4³½ 6⁴½ 6¹⁰ 5¹⁸ Delahoussaye E LB 115 11.30 76-17 Chikalis1172½ FearlessPirate1174½ Keepscrtching117¹¹ Close up, gave way 6
25Oct98-5SA fst 6f :22 :45 :57 1:09² Clm 62500 81 3 6 3¹½ 5²½ 5² 3⁵½ Stevens G L LB 116 22.80 88-10 FerlessSoNSo108¹½ ErlyPioneer117⁴ BckAgin116¹ Saved ground to lane 9
Previously trained by Houta Avi
19Sep98-8Hst fst 1⅛ :46² 1:11¹ 1:37² 1:51 BC Derby-G1C 60 4 1 1¹ 1¹ 9¹³ 9¹⁵½ Lacoursiere L J L 126 f 46.10 70-20 Vernon Invader126¹½ Summer Prince1262½ Ryson1261½ Set pace, tired 10
15Aug98-7Hst fst 6½f :21⁴ :44² 1:09³ 1:16² MrPrimMnstrH43k 67 5 6 6⁸½ 6⁵½ 7⁹½ 6⁷½ Landaker T L 114 f 17.20 86-12 Ryson116½ Chantilly Lad115¹½ Alabama Jazz1162½ Failed to menace 9
2Aug98-7Hst fst 1⅟₁₆ :22⁴ :45⁴ 1:10³ 1:44¹ OClm 0N 68 1 1 1½ 1hd 4⁷½ 5⁹½ Wilson D H L 117 *1.60 81-19 BySLDncer1202½ WhistlerRun117² StrikeTheMusic114⁴ Dueled rail,tired 6
19Jly98-9Hst fst 1⅟₁₆ :23² :47 1:10⁴ 1:44² Dogwood H36k 83 2 1 1² 1hd 1¹½ 3⅞ Wilson D H L 112 f 3.60 88-11 BySLDncr112½ JustPlnCountry115nk BckAgn1122½ Spd,dueld,lckd add rly 7
3Jly98-7Hst sly 6½f :22¹ :45¹ 1:10³ 1:17² Alw 21242nc 67 2 4 1hd 2hd 3⁸½ 3⁸ Wilson D H L 117 f 3.85 80-19 Trap Me Not115nk Alabama Jazz1177½ Back Again117½ Dueled insd,tired 5f 6
19Jun98-6Hst fst 6½f :22² :45² 1:11 1:18 Alw 20129n2x 84 5 2 2½ 2hd 2hd 2hd Wilson D H L 120 f *.65 85-16 AliveForever115hd BckAgin1202½ AmrilloPride1201½ Dueld 2pth,just failed 5
5Jun98-7Hst fst 6½f :22³ :45¹ 1:09⁴ 1:16³ Alw 17306n1x 81 5 2 1½ 1½ 1²½ 1⁴½ Wilson D H L 120 f 2.40 92-12 BackAgain1204½ Hogn'sHero1172½ LightChnge112hd Speed insd,ridden out 9
23May98-7Hst fst 6½f :22 :45¹ 1:11² 1:18¹ OClm 35000N 70 6 4 3¹½ 2hd 1hd 2no Johnson B G L 120 1.90 84-21 Free And Bold116no Back Again120½ Papparizi1144½ 3w,dueld,led,jst faild 7
2May98-5Hst fst 6½f :22¹ :45² 1:10⁴ 1:17³ Md Sp Wt 74 8 1 3¹ 1hd 1hd 1nk Landaker T10 L 110 54.75 87-17 Back Again110nk Loculus1155½ Nice Turn115nk Dueled 2 path,all out 10

WORKS: Dec10 Hol 4f fst :47⁴ H 3/37 Nov21 Hol 5f fst 1:01 H 7/33 Nov14 Hol 4f fst :47¹ H 4/34 Nov7 Hol 4f fst :48 H 4/25 Oct15 Hol 5f fst 1:00³ H 3/16 Oct3 Hol 4f fst :48¹ H 4/23 TopBSF: D:91 W:67 Dist:81 Ⓣ:42

## Sweetnsour Gold

Own: Blue Field U S A Inc — $32,000

ESPINOZA V (6 0 0 0 .00) 1998:(795 96 .12)

B. g. 3 (Feb)
Sire: Strike the Gold (Alydar)
Dam: Hi Dilly (High Counsel)
Br: Best Mike (Ky)
Tr: Hess R B Jr(1 0 0 1 .00) 98:(290 51 .18)

L 116

Lifetime Record: 5 2 0 1 $29,240

| | | | | | | | | | |
|---|---|---|---|---|---|---|---|---|---|
| 1998 | 5 | 2 | 0 | 1 | $29,240 | Turf | 0 0 0 0 | |
| 1997 | 0 | M | 0 | 0 | | Wet | 0 0 0 0 | |
| SA | 1 | 0 | 0 | 1 | $4,080 | Dist | 2 1 0 0 | $9,000 |

14Nov98-6Hol fst 6½f :21⁴ :44² 1:09² 1:15⁴ Clm 50000 72 4 7 8⁴½ 8⁷½ 6⁴½ 4¹¹ Desormeaux K J LB 115 *2.40 76-16 Rahy'sQuackerjck1146½ Grtteu1164½ ECoupon114hd Just missed 3d outside 8
11Oct98-4SA fst 7f :22 :44¹ 1:10 1:22⁴ Clm 45000 91 7 7 7¹⁰ 7⁹½ 5¹½ 3¹½ Espinoza V LB 113 3.20 89-10 MstrOFoxhonds115¹ Trymphnt116½ SwtnsorGld1131½ 5 wide into stretch 8
30Sep98-10Fpx fst 6½f :21² :45² 1:11² 1:17⁴ Clm 25000 70 5 7 6⁹½ 6⁴ 4¹½ 1¹½ Espinoza V LB 114 14.80 91-10 SwtnsorGold1141½ PrzdFlyr114hd BrmfldBond116² Squeezed start,rallied 8
21Aug98-8Dmr fst 6f :22² :45⁴ :58³ 1:11² 3↑ Md 22500 70 7 8 8⁴ 5²½ 1½ 1³½ Desormeaux K J LB 117 5.30 82-16 Sweetnsour Gold1173½ [D]Gairloch118½ Sir Caelan118nk 5-wide,bumped 1/8 9
Previously trained by McBride Burl O
18Jun98-5LS fst 6f :22¹ :46 :59 1:12 Md 25000 38 4 14 13¹⁹ 13⁹½ 10¹⁴ 9¹⁴½ Doocy T T 117 13.40 67-16 High And Inside1212½ Crispin121⁶ Beeler Man117½ Off step slow 14

WORKS: Dec27 SA 4f fst :52² H 66/67 Dec20 SA 4f fst :50³ H 33/36 Dec12 SA 4f fst :48¹ H 30/37 Nov29 SA 4f gd :48² H 16/25 Nov9 SA 4f fst :48² H 12/53 TopBSF: D:91 Dist:70

## I Got Crazy Legs

Own: E F M Racing Stable — $32,000

PINCAY L JR (9 1 1 2 .11) 1998:(718 101 .14)

Ch. g. 3 (Mar)
Sire: Candoslew (Slewpy)
Dam: Dominance (Bang Boom)
Br: Allaire Farms (Wash)
Tr: Stein Roger M (—) 98:(150 15 .10)

L 116

Lifetime Record: 9 2 2 0 $18,800

| | | | | | | | | | |
|---|---|---|---|---|---|---|---|---|---|
| 1998 | 9 | 2 | 2 | 0 | $18,800 | Turf | 0 0 0 0 | |
| 1997 | 0 | M | 0 | 0 | | Wet | 0 0 0 0 | |
| SA | 3 | 0 | 0 | 0 | | Dist | 5 1 1 0 | $9,840 |

10Dec98-3Hol fst 6f :22 :44⁴ :57 1:10 Clm 16000 91 4 2 2½ 2½ 1½ 1⁴ Pincay L Jr LB 117 b 2.10 87-15 I GotCrazyLegs117⁴ JungleBeat1161½ Barrybrown114² Drifted in, driving 5
21Nov98-2Hol fst 6½f :22 :44⁴ 1:10¹ 1:17¹ Clm 16000 80 6 2 1²½ 1½ 2½ 2¹½ Pincay L Jr LB 117 fb 3.90 79-20 Emigre1051½ IGotCrazyLegs1171½ GoldenSong114³ Speed,dueled,2nd best 8
30Oct98-4SA fst 6f :21³ :44⁴ :57⁴ 1:11⁴ Clm 20000 53 11 3 6¹ 2hd 2hd 6⁴½ Alferez J O LB 115 fb 7.00 76-13 J Cool115½ J.R.Holmes115¹ IntegratedDisc115½ Seven wide backstretch 11
24Oct98-4SA fst 1 :23² :47² 1:12 1:37⁴ Clm 25000 54 8 1 2½ 2hd 3¹ 8¹¹½ Alferez J O LB 115 f 20.00 72-10 Grappa115hd RedSkyCharlie117¹ BobGaede1162½ Broke out,3-wide,wkend 8
12Oct98-9SA fst 6½f :22 :45 1:10¹ 1:16³ Clm 25000 45 2 11 11¹⁴ 11¹³ 11¹⁴ 10¹⁷ Gonzalez J C5 LB 111 8.60 69-15 Boy Chick115¹ Grady115¹ Auburn Hills116¹ Slow start,steadied 11
26Aug98-7EmD fst 6f :21³ :44⁴ :57² 1:10¹ [S]Clm c-25000n2x 52 3 5 1hd 2hd 3³½ 6¹¹½ Jauregui L H 118 9.20 77-15 Love All The Way1182½ Whizbyou1183½ A Sharper Buzz121² Dueled, tired 7
Claimed from Allaire Farms, Meeking Robert A Trainer
9Aug98-4EmD fst 6f :21³ :44² :56⁴ 1:10 Clm 40000n2l 51 7 2 2½ 2½ 2² 6⁸½ Jauregui L H B 118 *3.40 84-08 Indio Knight118hd Cold Spy119¹½ Cedena Red118² Forced pace, tired 7
18Jly98-4EmD fst 6½f :22¹ :45 1:10¹ 1:17¹ 3↑ Md Sp Wt 79 3 2 2¹½ 2³ 1½ 1¹½ Jauregui L H B 116 3.80 87-15 IGotCrzyLegs1161½ ArmdEscort122½ MyConstntStr116¹⁰ Drew clear early 7
1Jly98-4EmD fst 6f :22¹ :45¹ :57¹ 1:10 Md 16000 73 1 7 1¹ 1¹½ 1¹½ 2¹ Jauregui L H B 121 7.40 89-11 LoveAllThWy121¹ IGotCrzyLgs1217½ JzzinLoui1211½ Off slowly, held well 7

WORKS: Dec27 SA 4f fst :47³ H 5/61 ●Dec20 SA 4f fst :45 H 1/36 Dec1 SA 4f fst :47⁴ H 4/40 ●Nov18 SA 4f fst :45² H 1/38 Nov11 SA 5f fst 1:00⁴ H 14/31 TopBSF: D:91 Dist:91

Copyright SartinMethodology.com - Not for Resale

The important thing is he **won**. However, with the new, improved BL/BL and a couple of other advancements on the TrackMaster version and now available on the regular, hand-entry (also used for BRIS download) version of Synthesis we find superior corollary readouts and BL/BL results. His original, hand-entry version of Synthesis ranks **I GOT**, the 6th race winner, 4th. The new version gets it first. Using his Turf race extraction with the proper Turf 3 Year Best, **MONTx** moves from 5th to 4th on BL/BL and leaves no doubt about its inclusion in the 4 horse trifecta box. How he got **GRADY** and **SWEET** ahead of the winner, only he knows. I never figured it out.

Using our Wagering Decision Form, **GRADY**, the 2.3/1 favorite, would be hidden anyway, so it really doesn't matter.

His Readouts:

EQUALIZED LINES 6th SA 12-30

| # | NAME | L | DIST | S | 1stC | 2ndC | 3rdC | FnlC | BL1 | BL2 | BLS | BLF | SR | TV | ADJ | N | T |
|---|---|---|---|---|---|---|---|---|---|---|---|---|---|---|---|---|---|
| 1 | boy | 3 | 6.0 | D | 22.0 | 45.0 | 57.4 | 110.2 | 4.25 | 1.25 | 0.00 | 0.00 | 88 | 15 | -0.5 | 3 | |
| 2 | grady | 3 | 6.0 | D | 22.0 | 45.0 | 57.4 | 110.2 | 5.75 | 2.75 | 0.10 | 1.00 | 87 | 15 | -0.5 | 3 | |
| 3 | my | 2 | 6.0 | D | 22.3 | 45.2 | 57.4 | 110.4 | 1.50 | 1.75 | 2.00 | 2.50 | 83 | 15 | -0.5 | 3 | |
| 4 | mntnx | 1 | 6.0 | D | 22.2 | 45.3 | 57.4 | 110.1 | 5.50 | 5.50 | 1.75 | 1.75 | 87 | 8 | -1.0 | 3 | |
| 5 | mntno | 3 | 6.0 | D | 22.0 | 44.2 | 57.2 | 111.2 | 10.00 | 9.00 | 8.75 | 5.00 | 78 | 15 | -0.5 | 3 | |
| 6 | ruby | 1 | 6.0 | D | 23.2 | 46.4 | 58.3 | 110.4 | 1.00 | 1.75 | 1.00 | 2.25 | 84 | 22 | -1.0 | 3 | |
| 7 | brown | 1 | 6.0 | D | 22.0 | 45.1 | 58.0 | 110.4 | 2.50 | 1.00 | 0.00 | 0.00 | 86 | 13 | -4.5 | 3 | |
| 8 | back | 1 | 6.0 | D | 22.0 | 44.3 | 57.1 | 110.0 | 0.50 | 0.00 | 0.50 | 4.00 | 86 | 15 | -3.5 | 3 | |
| 9 | sweet | 2 | 6.0 | D | 21.4 | 44.0 | 57.2 | 110.1 | 10.00 | 9.75 | 1.75 | 1.50 | 87 | 10 | -3.0 | 3 | |
| 10 | i got | 1 | 6.0 | D | 22.0 | 44.4 | 57.0 | 110.0 | 0.50 | 0.50 | 0.00 | 0.00 | 90 | 15 | -3.5 | 3 | |
| 11 | shinx | 3 | 6.0 | D | 22.4 | 46.2 | 59.1 | 111.2 | 2.00 | 2.00 | 0.50 | 0.50 | 82 | 15 | -0.5 | 3 | |

SYNTHESIS Composite -- ATM SA 12-30-98 6 6 D

| # | NAME L | N | T | SR | EPR | LPR | CPR | TT | HE | FW | FX | LS | RANK | FX | Σ | TS | TPP R |
|---|---|---|---|---|---|---|---|---|---|---|---|---|---|---|---|---|---|
| 1 | boy 3 | 3 | | 88 | 1 | 4 | 1 | 1 | 4 | 1 | 3 | 15 | 1 | 3 | 3 | 1 | 70.83-1 |
| 2 | grady3 | 3 | | 87 | 3 | 3 | 2 | 1 | 3 | 3 | 4 | 19 | 2 | 4 | 2 | 2 | 70.75-3 |
| 3 | mntnx1 | 3 | | 87 | 5 | 1 | 3 | 4 | 1 | 5 | 1 | 20 | 3 | 1 | 1 | 4 | 70.82-2 |
| 4 | sweet2 | 3 | | 87 | 4 | 2 | 4 | 2 | 2 | 4 | 5 | 23 | 5 | 5 | 4 | 5 | 70.49-5 |
| 5 | i got1 | 3 | | 90 | 2 | 5 | 2 | 3 | 5 | 2 | 2 | 21 | 4 | 2 | 5 | 3 | 70.67-4 |

VITAL FACTORS--ATM SA 12-30-98 6 6 D

| # | NAME L | TOTAL R | SC R | SCBL | 3F R | Σnt R | TOT/S R | SPN R | BAL |
|---|---|---|---|---|---|---|---|---|---|
| 1 | boy 3 | 169.1-1 | 58.4-1( 45.1) | 1.3 | 52.1-3( 25.2) | 91.0-3 | 93.77-1 | 92.67-2 | 3 |
| 2 | grady3 | 168.9-2 | 58.1-3( 45.2) | 2.8 | 52.2-2( 25.2) | 91.6-2 | 93.63-2 | 93.42-1 | 6 |
| 3 | mntnx1 | 168.6-3 | 56.8-5( 46.2) | 5.5 | 54.1-1( 24.2) | 92.0-1 | 93.60-4 | 88.67-5 | 6 |
| 4 | sweet2 | 168.4-5 | 57.8-4( 45.4) | 9.8 | 51.2-5( 25.4) | 89.6-4 | 93.32-5 | 90.52-3 | 7 |
| 5 | i got1 | 168.6-4 | 58.3-2( 45.1) | 0.5 | 51.9-4( 25.2) | 89.2-5 | 93.61-3 | 89.42-4 | 8 |
| | HIGH | 169.1 | 58.4 ( 45.1) | | 54.1 ( 24.2) | 92.0 | 93.77 | 93.4 | |
| | LOW | 168.4 | 56.8 ( 46.2) | | 51.2 ( 25.4) | 89.2 | 93.32 | 88.7 | |
| | AVE | 168.7 | 57.9 ( 45.3) | | 52.3 ( 25.1) | 90.7 | 93.59 | 90.9 | |

*=WIRE TO WIRE

Copyright SartinMethodology.com - Not for Resale

CHAOS POWER RANKINGS AND FRACTALS -- ATM SA 12-30-98 6 6 D

| # | NAME | L | N | T | SR | RANKS LS/P | SPN | FX | Σ | T/S | TPP | COMP LS | RANK | FRACTALS E | L | N | BAL |
|---|---|---|---|---|---|---|---|---|---|---|---|---|---|---|---|---|---|
| 1 | boy | 3 | 3 | | 88 | 3 | 2 | 3 | 3 | 1 | 1 | 15 | 1 | 1 | 2 | 2 | 3 |
| 2 | grady | 3 | 3 | | 87 | 2 | 1 | 4 | 2 | 2 | 3 | 19 | 2 | 2 | 3 | 3 | 6 |
| 3 | mntnx | 1 | 3 | | 87 | 4 | 5 | 1 | 1 | 4 | 2 | 20 | 3 | 3 | 1 | 1 | 6 |
| 4 | sweet | 2 | 3 | | 87 | 1 | 3 | 5 | 4 | 5 | 5 | 23 | 5 | 4 | 5 | 5 | 7 |
| 5 | i got | 1 | 3 | | 90 | 5 | 4 | 2 | 5 | 3 | 4 | 21 | 4 | 1 | 4 | 4 | 8 |

FRACTALS WEIGHTED: E=Early L=Late N=Normal

BOTTOM LINE -- BETTING LINE SA 12-30-98 6 6 D

WIN ODDS ONLY
ATM

| | | BOTTOM LINE LS | BETTING LINE ODDS | BAL |
|---|---|---|---|---|
| 1 | grady | 18.8 | 5-2 | 6 |
| S 2 | boy | 18.0 | 5-2 | 3 |
| 3 | sweet | 15.9 | 7-2 | 7 |
| W 4 | i got | 14.8 | 7-2 | 8 |
| P 5 | mntnx | 14.0 | 7-2 | 6 |

MY READOUTS Same Pacelines - Equalized-Adjusted-Normalized BUT hand entered via Racing Form into the Synthesis upgraded SUPERSCREEN.

| # | NAME | L | DIST | S | 1stC | 2ndC | 3rdC | Fn1C | BL1 | BL2 | BLS | BLF | SR | TV | ADJ | N | T |
|---|---|---|---|---|---|---|---|---|---|---|---|---|---|---|---|---|---|
| 1 | BOY | 3 | 6.0 | D | 22.0 | 45.0 | 57.4 | 110.2 | 4.50 | 1.25 | 0.00 | 0.00 | 88 | 15 | -0.5 | 2 | 1 |
| 2 | GRADY | 3 | 6.0 | D | 22.0 | 45.0 | 58.0 | 110.2 | 5.75 | 2.35 | 0.05 | 1.00 | 87 | 15 | -0.5 | 3 | 1 |
| 3 | MONTx | 1 | 6.0 | D | 22.2 | 45.3 | 57.4 | 110.0 | 5.50 | 5.50 | 1.75 | 1.75 | 88 | 8 | 0.0 | 3 | |
| 4 | SWEET | 2 | 6.0 | D | 21.4 | 44.0 | 57.2 | 110.1 | 10.00 | 9.75 | 1.75 | 1.50 | 87 | 10 | -6.0 | 3 | |
| 5 | I GOT | 1 | 6.0 | D | 22.0 | 44.4 | 57.0 | 110.0 | 0.50 | 0.50 | 0.00 | 0.00 | 90 | 15 | 0.0 | 2 | |

SYNTHESIS Composite -- ATM SA 12-30-98 6 6 D

| # | NAME | L | N | T | SR | EPR | LPR | CPR | TT | HE | FW | FX | LS | RANK | FX | Σ | TS | T/PP R |
|---|---|---|---|---|---|---|---|---|---|---|---|---|---|---|---|---|---|---|
| 1 | BOY | 3 | 2 | 1 | 88 | 2 | 5 | 3 | 2 | 3 | 2 | 3 | 20 | 3 | 3 | 4 | 3 | 96.49-3 |
| 2 | GRADY | 3 | 3 | 1 | 87 | 3 | 4 | 4 | 1 | 2 | 3 | 4 | 21 | 4 | 4 | 3 | 4 | 96.42-4 |
| 3 | MONTx | 1 | 3 | | 88 | 4 | 1 | 2 | 5 | 1 | 4 | 1 | 18 | 2 | 1 | 1 | 2 | 96.99-1 |
| 4 | SWEET | 2 | 3 | | 87 | 5 | 2 | 5 | 4 | 4 | 5 | 5 | 30 | 5 | 5 | 5 | 5 | 95.56-5 |
| 5 | I GOT | 1 | 2 | | 90 | 1 | 3 | 1 | 3 | 4 | 1 | 2 | 15 | 1 | 2 | 2 | 1 | 96.98-2 |

VITAL FACTORS--ATM SA 12-30-98 6 6 D

| # | NAME | L | TOTAL R | SC R | SCBL | 3F R | Σnt R | TOT/S R | SPN R |
|---|---|---|---|---|---|---|---|---|---|
| 1 | BOY | 3 | 169.1-3 | 58.4-2( 45.1) | 1.3 | 52.1-4( 25.2) | 90.3-4 | 93.77-3 | 91.42-3 |
| 2 | GRADY | 3 | 168.9-4 | 58.2-3( 45.2) | 2.3 | 52.1-3( 25.2) | 90.5-3 | 93.63-4 | 91.52-2 |
| 3 | MONTx | 1 | 169.6-2 | 56.9-5( 46.2) | 5.5 | 54.7-1( 24.1) | 93.0-1 | 93.92-2 | 89.92-4 |
| 4 | SWEET | 2 | 167.0-5 | 57.3-4( 46.0) | 9.8 | 50.7-5( 26.0) | 86.7-5 | 92.85-5 | 84.92-5 |
| 5 | I GOT | 1 | 170.3-1 | 58.8-1( 44.4) | 0.5 | 52.5-2( 25.1) | 91.2-2 | 94.17-1 | 93.17-1 |
| | HIGH | | 170.3 | 58.8 ( 44.4) | | 54.7 ( 24.1) | 93.0 | 94.17 | 93.2 |
| | LOW | | 167.0 | 56.9 ( 46.2) | | 50.7 ( 26.0) | 86.7 | 92.85 | 84.9 |
| | AVE | | 169.0 | 57.9 ( 45.3) | | 52.4 ( 25.1) | 90.3 | 93.67 | 90.2 |

* = Wire to Wire

BOTTOM LINE -- BETTING LINE SA 12-30-98 6 6 D

WIN ODDS ONLY
ATM

| NO | NAME | BOTTOM LINE LS | BETTING LINE ODDS | BAL |
|---|---|---|---|---|
| W 1 | I GOT | 22.3 | EVEN | 2 |
| S 2 | BOY | 21.5 | 8-5 | 5 |
| 3 | GRADY | 21.0 | 8-5 | 7 |
| P 4 | MONTx | 15.5 | 7-2 | 7 |
| 5 | SWEET | 11.0 | 5-1 | 9 |

Copyright SartinMethodology.com - Not for Resale

**6032 – SIXTH RACE.** 6 Furlongs Purse $34,000. 3 year olds. Claiming prices $32,000-28,000.

| Index | Horse and Jockey | Wt | PP | ST. | ¼ | ½ | – | Str. | Fin. | To$1 |
|---|---|---|---|---|---|---|---|---|---|---|
| (5187) | I Got Crazy Legs (Pincay) | 117 | 10 | 1 | 1-1 | 1-2½ | – | 1-3½ | 1-5 | 5.80 |
| 5048 | Montano (Ramsammy) | 116 | 5 | 5 | 2-hd | 2-2 | – | 2-4½ | 2-3 | 34.80 |
| 4206 | Boy Chick (Valenzuela) | 117 | 1 | 10 | 8-2½ | 6-1 | – | 3-hd | 3-½ | 6.30 |
| 5236 | Straight Shooter (Garcia) | 116 | 2 | 6 | 5-½ | 4-1½ | – | 4-½ | 4-2 | 9.90 |
| 5022 | My Boy Brndn (Alvrdo) | 116 | 4 | 8 | 7-1½ | 7-hd | – | 6-1½ | 5-1½ | 31.90 |
| 5031 | Sweetsour Gld (Espnza) | 116 | 9 | 9 | 10-1 | 10-1 | – | 8-hd | 6-½ | 7.40 |
| 5174 | Shingen Speed (Valdez) | 109 | 11 | 2 | 11 | 11 | – | 10-1½ | 7-1 | 54.80 |
| 5236 | Back Again (Solis) | 116 | 8 | 3 | 3-2½ | 3-1½ | – | 5-2 | 8-½ | 6.90 |
| 1148 | Brown's Chmpion (Flrs) | 117 | 7 | 4 | 4-1 | 5-1½ | – | 7-1 | 9-4 | 28.10 |
| (5174) | Grady (Desormeaux) | 118 | 3 | 7 | 6-hd | 8-1½ | – | 11 | 10-5 | 2.30 |
| 5174 | Ruby Lover (Stevens) | 116 | 6 | 11 | 9-hd | 9-2 | – | 9-1 | 11 | 5.10 |

Scratched – Arosa, Tramp Harbor

Claimed – Sweetsour Gold-Alesia & Bran Jam Stable & Capelli-Peter Eurton

| | | | |
|---|---|---|---|
| 11-I Got Crazy Legs | 13.60 | 6.80 | 5.40 |
| 6-Montano | | 27.40 | 16.40 |
| 1-Boy Chick | | | 5.80 |

TIME – 0:21.81, 0:44.05, 0:56.02, 1:08.66. Clear & Fast. Winner – ch.g.95 Candoslew-Dominance Tr-Roger M Stein Own-EFM Racing Stable. Mutuel pool – $426,834 Exacta pool – $295,283 Quinella pool – $40,646, Trifecta pool – $337,484 Pick Three pool – $88,949

$1 Exacta (11-6) Paid $229.70 — $2 Quinella (6-11) Paid $310.40

$1 Pick Three (10/5/11) Paid $499.90 — $1 Trifecta (11-6-1) Paid $2,075.40

Late/Early Difference Graph -- ATM — SA 12-30-98 6 C O

| S | NAME | LN | N | DIF | LATE | EARLY | TOTAL | R |
|---|---|---|---|---|---|---|---|---|
| 1 | boy | 3 | 2 | 9.2 | | S | 169.07- | 1 |
| 4 | grady | 3 | 3 | 7.3 | | | 168.87- | 2 |
| 3 | mntnx | 1 | 2 | -4.3 | | P | 168.64- | 3 |
| 4 | sweet | 2 | 3 | 2.1 | | | 168.43- | 5 |
| 5 | i got | 1 | 3 | 9.9 | | W | 166.60- | 4 |

NOTE COUNTER ENERGY PLACES

COUNTER ENERGY – PLACE

Using his same pace lines you can see there is a positive difference between the original Synthesis BL/BL (and a few other factors) and the newly revised SUPERSCREEN version of the Computerized Wagering Decision Form.

In the 5th race, same day he said he was shut out. No one gets shut out unless they subconsciously want to get shut out. Fear and indecision is what actually shut him out.

He also said he probably wouldn't have had the winner anyway, because, though paying $19.80, it ranked 4th on his readouts. It ranks 3rd on mine from the newly, improved SUPERSCREEN BL/BL. It would have also ranked higher for him had he not PROJECTED SYNp. Winning by a nose in its best sprint ever, the horse had only routed once before and was beaten by eighteen and one-half lengths in a mile. Winners time was 1:39 at today's track. Gary's projection has him running the time in 1:37:4. From an actual time of 1:42:3 (its time for the one route it actually ran in). That suggests a heck of an improvement. This error in judgment cost Gary the race, the Exacta and the Trifecta.

I'm very happy he made more than his money back in the sixth and hope he learned a big lesson from his misadventure in this, the 5th.

THE RACE: #5, Dec. 30 1998

Copyright SartinMethodology.com - Not for Resale

# 5 Santa Anita Park

*1 MILE.* (1:33²) CLAIMING. Purse $25,000. Fillies and mares, 3-year-olds and upward. Weights: 3-year-olds, 119 lbs. Older, 122 lbs. Non-winners of two races at one mile or over since October 1, allowed 3 lbs. Of such a race since November 1, 5 lbs. Claiming price $20,000, if for $18,000, allowed 2 lbs. (Maiden or races when entered for $16,000 or less not considered.)

(1 MILE)

## Appealing Crusader

Own: Bine & Bine & Pellman — $20,000
B. m. 6
Sire: Crusader Sword (Damascus)
Dam: Flaming Appeal (Valid Appeal)
Br: Manquerian Harry T Jr (Fla)
Tr: Cerin Vladimir (2 0 0 0 .00) 98:(223 36 .16)
DESORMEAUX K J (8 1 3 0 .11) 1998:(1030 194 .19)
L 117

Lifetime Record: 29 8 4 2 $131,636

| | | | | | | | | | | | |
|---|---|---|---|---|---|---|---|---|---|---|---|
| 1998 | 1 | 0 | 0 | 0 | | Turf | 10 | 2 | 1 | 0 | $38,620 |
| 1997 | 12 | 4 | 0 | 1 | $62,740 | Wet | 3 | 0 | 0 | 1 | $2,170 |
| SA | 8 | 3 | 2 | 0 | $46,050 | Dist | 0 | 0 | 0 | 0 | |

10Dec98-5Hol fm 1 ⓣ :24² :49 1:13 1:37³ 3↑ ⒻClm 45000 67 7 4 7³½ 7³½ 7³½ 6⁹ Alferez J O LB 111 fb 20.80 64-25 Pismo Bay109¹ S'mor Sunshine109ⁿᵏ Go Falon1161½ Weakened outside 7
1Dec97-5Hol fm 1⅛ ⓣ :24 :48¹ 1:12³ 1:43 3↑ ⒻClm 55000 65 5 6 6⁵ 7⁸ 8⁹½ 8¹² Stevens G L LB 116 b 7.40 69-20 Angel Face116½ Kiyo Amy116¾ Smooth Quest1163½ Weakened 8
3Nov97-4SA fm *6½f ⓣ :21⁴ :44¹ 1:08⁴ 1:15¹ 3↑ ⒻClm 60000 79 4 8 8¹⁰ 7¹¹ 8⁶½ 6³ Mates J G5 LB 112 b 3.10 78-19 Refrita119ⁿᵏ [DH]Shiney Skates116 [DH]Falstaff's Issue116ⁿᵏ Mild bid 8
10Oct97-6BM fm *1⅛ ⓣ :47 1:11⁴ 1:37 1:47 3↑ ⒻAlw 30450n1x 84 7 6 7⁷½ 7⁴½ 1½ 1³ Perez M A LB 115 b 3.70 92-04 AppelingCrusder119³ LovelyToLookAt119³ LunDlight1157½ Rallied wide 9
21Sep97-5Fpx fst 1⅛ :24³ :49 1:14 1:45² 3↑ ⒻAlw 12500s 82 1 3 3¹ 2¹ 1¹½ 1⁷½ Stevens S A LB 115 b *.90 86-11 AppelingCrusder1157½ ToTppin'Wizrd106² Srn'sRuhl1161½ Motored away 4
27Aug97-10mr fm 1⅛ ⓣ :48⁴ 1:13⁴ 1:38³ 1:51 3↑ ⒻClm 50000 71 6 3 3¹½ 4² 6⁵ 6⁵½ Mates J G5 LB 112 b 4.20 73-13 Little Gumpher117ⁿᵏ Kiss OfFire115¹½ KarmenAndKorelle117ⁿᵒ Weakened 6
13Jly97-6Hol fm 1⅛ ⓣ :47¹ 1:11⁴ 1:36² 1:48⁴ 3↑ ⒻAlw 43000n1x 77 10 3 3² 3¹½ 1ⁿᵈ 6⁵½ Flores D R LB 110 b 16.50 83-10 Lets Get Cozy115³ [DH]Go Falon118 [DH]Mignon120¹½ Bid, weakened 11
9Jun97-7GG fm 1⅛ ⓣ :23⁴ :48³ 1:11 1:44³ 4↑ ⒻOClm 40000 87 1 5 4² 4⁷½ 2¹½ 1⁷½ Delgadillo A LB 110 b 7.30 83-22 AppealingCrusder1187½ PrkVlley118² SheDoesMglc118ⁿᵏ Rallied far wide 7
23May97-1Hol fst 1⅛ :22⁴ :45² 1:10 1:43⁴ 4↑ ⒻAlw 43000n1x 78 4 5 5⁷½ 5⁴½ 4³ 4⁷½ Stevens G L LB 116 b 4.80 79-16 LacTahoe116¹½ TodaUnaDama116¾ ValidMetphor106ⁿᵏ Bit wide into lane 5
27Apr97-7Hol fst 1⅛ :23¹ :46² 1:11 1:42³ 4↑ ⒻAlw 43000n1x 77 1 5 5³ 4²½ 3³½ 3¹⁰½ Almeida G F LB 116 b 5.60 77-21 Mane Miss1164½ Parilla116⁴ Appealing Crusader116¾ Inside to 2nd turn 7
6Apr97-2SA fst 1⅛ :23 :46⁴ 1:11³ 1:43¹ 4↑ ⒻClm 16000 81 8 4 4²½ 3¹ 1² 1¹² Solis A LB 116 b 3.00 87-11 Appealing Crusader116¹² Kate Winner1161½ Nicolletta1161½ Ridden out 9
15Mar97-1SA fst 7f :22⁴ :45⁴ 1:10⁴ 1:23¹ 4↑ ⒻClm 20000 64 6 5 8⁴½ 8⁴½ 7⁷ 6⁹½ Garcia J A LB 116 b 3.50 78-13 Besos1161½ Miguella1161½ Made Of Jade1161 Waited briefly 3/8 9
WORKS: Dec6 SA 4f fst :50² H 30/35 Nov30 SA 5f fst 1:03 H 47/51 Nov22 SA 6f fst 1:13³ H 4/21 Nov16 SA 5f fst :58² H 2/30 Nov1 SA 7f fst 1:29² H 5/5 TopBSF: 0:89 W:65 ⓣ:87

## Serena's Ruhl

Own: Barr Brian & George & Nathaniel — $20,000
Dk. b or br f. 4
Sire: Ruhlmann (Mr. Leader)
Dam: She's a V. P. (Total Departure)
Br: Stephen Bruce & Weissman Stephanie B (Cal)
Tr: Barr George (—) 98:(20 3 .15)
GONZALEZ J C (2 0 0 0 .00) 1998:(826 111 .13)
L 117

Lifetime Record: 20 4 2 2 $71,320

| | | | | | | | | | | | |
|---|---|---|---|---|---|---|---|---|---|---|---|
| 1998 | 8 | 2 | 0 | 1 | $33,230 | Turf | 1 | 0 | 0 | 0 | |
| 1997 | 12 | 2 | 2 | 1 | $38,090 | Wet | 0 | 0 | 0 | 0 | |
| SA | 5 | 1 | 0 | 0 | $16,030 | Dist | 7 | 3 | 1 | 1 | $44,350 |

30Oct98-1SA fst 1 :22² :46 1:11³ 1:38³ 3↑ ⒻClm 25000 56 1 1 1¹ 1ⁿᵈ 2¹½ 4¹⁰½ Garcia M S LB 119 b 8.20 70-22 Rely117⁶ Frenzied117¾ Wortheverycent117² Inside, weakened 6
11Oct98-8Fno fst 1⅛ :23¹ :46⁴ 1:11 1:43 3↑ ⒻAlw 29314n2x 74 3 1 1² 1² 1¹½ 1⁴ Miranda V LB 118 b 8.00 96-04 Serena'sRuhl118⁴ DesertDrem116⁶ RollinByou116¾ Well rated, drew off 7
12Sep98-10Fpx fst 6½f :21⁴ :45⁴ 1:11¹ 1:17³ 3↑ ⒻClm 32000 37 10 1 4¹½ 4² 7⁵½ 9¹¹½ Pedroza M A LB 116 b 13.70 74-11 Go Falon1161½ Dezibelles Fork116¾ Elsa1164½ 3-deep, weakened 10
28Aug98-6Dmr fst 1 :22¹ :46 1:11² 1:37³ 3↑ ⒻClm 35000 41 3 1 1¹ 4¹½ 6⁹ 6¹⁴½ Pedroza M A LB 115 b 29.00 59-17 Blue Talent1127½ Predicted Glory117¹ Our CitySlew1174½ Speed, gave way 7
6Aug98-6SR fst 1 :23² :47¹ 1:11⁴ 1:39 3↑ ⒻAlw 12500s 80 6 1 1¹½ 1³½ 1¹½ 1ⁿᵈ Delgadillo A LB 116 b 5.50 80-23 Serena's Ruhl116ⁿᵈ Faithful Mercedes116² Al's Order1161 Very game 7
23Jly98-10mr fst 1 :22⁴ :47 1:11⁴ 1:37² 3↑ ⒻClm 20000 71 7 1 1¹ 1¹½ 2ⁿᵈ 3⁴½ Hunter M T LB 117 12.20 77-19 BlueTlent119ⁿᵈ PredictedGlory1127½ Seren'sRuhl1174½ Inside, best of rest 7
11Jly98-9Pln fst 1⁷⁰ :22² :46 1:10³ 1:42 3↑ ⒻOClm 40000 59 2 2 2¹½ 2² 6⁶ 7¹¹½ Scott J M LB 120 13.40 74-11 Mid City120² Mi Tiempo120¹ Miss City Princess120¹ Stopped 7
13Mar98-2Hol fst 7f :22² :45² 1:10⁴ 1:24 4↑ ⒻClm 30000 22 3 7 4³½ 4³ 8¹² 8²¹½ Scott J M LB 116 20.90 60-14 Pirate'sHeist118² It'sBenFreezing116¾ Determinella117ⁿᵒ Bit tight early 8
17Oct97-1SA fst 5f :21⁴ :44³ :57 1:10 ⒻClm 50000 60 2 6 3¹½ 3² 3⁴ 5¹¹½ Scott J M LB 115 40.80 75-16 Filaree115¾ Calling You1151½ Blarney Girl117⁶ Inside, weakened 6
28Sep97-10Fpx fst 6f :22² :45³ :58 1:10⁴ 3↑ ⒻClm 40000 57 2 4 7⁸ 7⁶½ 7⁷½ 7¹⁰½ Nuyeer A M LB 117 25.50 84-05 Another Olive1151½ Tuta Niche110¾ Point Habitat106¾ Inside, outrun 7
21Sep97-5Fpx fst 1⅛ :24³ :49 1:14 1:45² 3↑ ⒻAlw 12500s 66 2 1 1¹ 1¹ 2¹½ 3⁹½ Flores D R LB 116 2.30 78-11 ApplngCrusdr1157½ ToTppn'Wzrd106² Srn'sRhl1161½ Set pace, weakened 4
6Sep97-5Dmr fm 1 ⓣ :22² :46² 1:11³ 1:36¹ 3↑ Ⓕ[S]Alw 46000n1x 43 1 2 2¹½ 2² 7⁵½ 10¹⁹ Pincay L Jr LB 117 26.90 60-13 Letthemoonndncerpl116ⁿᵒ [DH]Pchlr117ⁿᵏ FlyFrstClss1177½ Inside, weakened 10
WORKS: Dec26 Fno 3f fst :39⁴ H 3/3 Dec19 SA 5f fst :59³ H 4/56 Dec12 SA 4f fst :49³ H 25/37 TopBSF: 0:80 Dist:80 ⓣ:43

## Wortheverycent

Own: Berg Kerni & Featherstah Robert — $20,000
Gr/ro f. 4
Sire: El Prado*Ire (Sadler's Wells)
Dam: Addure (Alleged)
Br: Heldman Terry & Vinery (Ky)
Tr: Truman Eddie (1 0 0 0 .00) 98:(75 13 .17)
FLORES D R (13 3 1 1 .23) 1998:(952 145 .15)
L 117

Lifetime Record: 18 2 2 4 $68,255

| | | | | | | | | | | | |
|---|---|---|---|---|---|---|---|---|---|---|---|
| 1998 | 9 | 1 | 1 | 2 | $26,670 | Turf | 3 | 0 | 0 | 0 | $900 |
| 1997 | 3 | 0 | 0 | 0 | $2,790 | Wet | 2 | 0 | 0 | 1 | $7,680 |
| SA | 5 | 2 | 1 | 1 | $41,250 | Dist | 4 | 1 | 1 | 2 | $27,350 |

12Dec98-6GG fst 1⅛ :23¹ :46² 1:10² 1:43 3↑ ⒻClm 20000 69 3 4 5⁵ 6¹² 6¹¹ 5⁷½ Meza R Q LB 119 b 4.70 77-11 Blarney Girl1164½ Flying Francesca114¾ Mid City1163 Svd grnd, empty 8
30Oct98-1SA fst 1 :22² :46 1:11³ 1:38³ 3↑ ⒻClm c-25000 60 4 5 5⁸ 3⁴½ 5³ 3⁸½ Gomez G K LB 117 b *1.60 72-22 Rely117⁶ Frenzied117¾ Wortheverycent117² Improved position 6
Claimed from S J B Stables, Machowsky Michael Trainer
11Oct98-2SA fst 1 :23³ :47² 1:12⁴ 1:39² 3↑ ⒻClm 20000 66 3 2 2¹ 2¹½ 2ⁿᵈ 1¹½ Gomez G K LB 117 b 3.20 76-22 Worthvrycnt1171½ Ntw'sFury117ⁿᵒ CndyMountin117¹ Drew clear, driving 4
30Aug98-3Dmr fst 1⅛ :23 :47 1:11³ 1:44¹ 3↑ ⒻClm c-20000 66 2 2 2² 2³½ 2⁴½ 2⁶ Nakatani C S LB 117 b *1.50 75-13 DevilsLk117⁶ Worthvrycnt1175½ CndyMountin117² Drifted out into lane 7
Claimed from Hochman Bruce, Sahadi Jenine Trainer
9Aug98-5Dmr fm 1 ⓣ :23¹ :47¹ 1:12¹ 1:36¹ 3↑ ⒻClm 45000 75 1 5 6⁴½ 6¹½ 7⁷½ 5⁴ Blanc B LB 115 b 8.20 81-09 Pismo Bay117ⁿᵏ Timely View1171½ Claudia Of Nowhere1174½ No rally 7
5Jly98-4Hol fst 1⅛ :22⁴ :46² 1:11⁴ 1:44¹ 4↑ ⒻClm c-25000 75 8 8 9⁷½ 9⁴ 4⁶ 3³ Sorensen D LB 116 b 6.50 76-21 Blue Talent116ⁿᵒ Buena116² Wortheverycent1161½ 4-wide 2nd turn 9
Claimed from Nadel & Snyder & Soriano, Soriano Morris Trainer
27May98-6Hol fst 1⅛ :22⁴ :46¹ 1:10⁴ 1:41⁴ 4↑ ⒻClm 40000 76 4 4 5⁵ 6¹½ 5⁷½ 4⁵½ Douglas R R LB 116 b 37.60 71-21 Icksnay116² PicntePequeno1161½ Shimmering116² Saved ground to lane 8
30Apr98-3Hol fst 6f :22¹ :45¹ :57³ 1:10³ 4↑ ⒻClm 25000 64 3 7 8¹⁰ 7¹⁸ 7⁹½ 7⁷½ Garcia M S LB 116 b 26.90 79-11 Dynamint1161½ RendiesPrimavera1173 LagunQueen116¾ Never menaced 8
7Jan98-3SA fst 1⅛ :23³ :47² 1:11¹ 1:43³ 4↑ ⒻAlw 51570n1x 60 6 6 5⁴½ 5⁶ 5⁷½ 6¹⁴½ Pincay L Jr LB 117 30.60 64-17 Walk In Time120² Valid Metaphor1164½ Novel Encounter118², No threat 6
30Nov97-1Hol gd 1⅛ ⓣ :24¹ :49 1:13² 1:45² ⒻClm 67500 60 6 5 5³ 4⁴ 4⁷ 4¹³ McCarron C J LB 116 2.00 59-29 Funny Flag1195½ Goody Slew Shoes1164½ Blue Talent1135 No rally 6
7Nov97-4Hol fm 1⅛ ⓣ :23³ :48³ 1:12³ 1:41³ 3↑ ⒻAlw 35000n1x 67 7 4 5⁷½ 5¹½ 5⁷½ 8⁹ McCarron C J LB 117 14.30 79-08 SlzySaint117² AsKnowsthecode117ⁿᵏ LooseArrow1171½ Inside, weakened 9
26Oct97-8SA fm *6½f ⓣ :22¹ :45 1:08³ 1:14¹ 3↑ ⒻAlw 38400n1x 62 5 11 11¹⁴ 11¹⁶ 10¹⁷ 9¹⁷½ McCarron C J LB 117 12.70 71-16 SheezCool1173½ GemOfLFemme117¾ Woodmn'sDncr117¾ Took up early 11
WORKS: Dec27 SA 4f fst :51¹ H 59/61 Dec5 SA 5f fst 1:00⁴ H 7/29 Nov30 SA 6f fst 1:16 H 11/19 Nov23 SA tr.t 5f fst 1:00 H 1/2 Nov15 SA 5f fst 1:02³ H 38/45 TopBSF: 0:81 W:78 Dist:81 ⓣ:75

## Shimmering

Own: Wright Frank — $20,000
B. m. 5
Sire: Son of Briartic (Briartic)
Dam: Radiant Sea (Knights Choice)
Br: Braithwaite E M & M A (Wash)
Tr: O'Neill Doug (1 0 0 0 .00) 98:(140 20 .14)
MARTINEZ F F (1 0 0 0 .00) 1998:(164 13 .08)
Blinkers ON
L 117

Lifetime Record: 22 4 4 3 $87,305

| | | | | | | | | | | | |
|---|---|---|---|---|---|---|---|---|---|---|---|
| 1998 | 5 | 0 | 0 | 1 | $7,540 | Turf | 3 | 1 | 0 | 1 | $19,150 |
| 1997 | 8 | 1 | 2 | 1 | $26,190 | Wet | 1 | 0 | 0 | 0 | $1,620 |
| SA | 0 | 0 | 0 | 0 | | Dist | 4 | 1 | 0 | 0 | $14,965 |

25Nov98-1Hol fst 6½f :22³ :45⁴ 1:10³ 1:17¹ 3↑ ⒻClm 37500 61 3 5 4³½ 5⁴½ 6⁶ 5⁷½ Valdivia J Jr LB 115 15.50 72-21 Go Falon117³ Jade Hawk117² Trivia Queen1171½ Stalked pace, weakened 6
Previously trained by Peterson Douglas R
6Sep98-10Dmr fm 1 ⓣ :23 :46⁴ 1:11¹ 1:36¹ 3↑ ⒻClm 45000 65 7 3 4³ 5⁷½ 7⁷½ 9⁸ Garcia M S LB 115 f 76.80 80-10 BahminBeuty120¹ TresureTown115ⁿᵏ OurGoldenPromise117¹ Weakened 10
17Aug98-4Dmr fst 6f :22¹ :45² :58 1:11 3↑ ⒻClm 32000 66 7 11 10⁷ 9⁶½ 9⁶½ 5⁵½ Garcia M S LB 117 f 8.70 78-15 Miss Brite Eyes117² Thrill To Victory1174½ Elsa117½ Steadied after start 11
27May98-6Hol fst 1⅛ :22⁴ :46¹ 1:10⁴ 1:41⁴ 4↑ ⒻClm 40000 79 1 5 4³ 5⁴½ 3⁴½ 3¹½ Garcia M S LB 116 f 6.30 76-21 Icksnay116² Picante Pequeno1161½ Shimmering116² Along for 3rd 8
1May98-3Hol fst 6½f :22 :44² 1:09 1:15² 4↑ ⒻClm 40000 71 2 5 6⁴½ 5⁵ 5⁴½ 4⁵½ Alferez J O LB 116 f 28.30 84-08 Filaree118¾ Icksnay1163½ Another Olive1163 Inside to lane 7
15Nov97-7Hol gd 7f :22⁴ :45² 1:11¹ 1:23³ 3↑ ⒻClm c-40000 72 1 5 3⁴½ 3⁴ 3⁴½ 4⁵½ Espinoza V LB 117 9.70 76-20 Icksnay117ⁿᵒ Passeggiata1174½ Saratoga Flower1171½ Inside trip 6
Claimed from For The Boys Stable, Mlyadi Steven Trainer
22Oct97-7BM fst 1 :22⁴ :46² 1:11² 1:37³ 3↑ ⒻClm c-25000 83 6 5 5⁴½ 3¹ 2¹½ 1¹½ Perez M A 116 7.20 81-21 Shimmering1161½ Force Within116¾ Pelrita116¾ Rallied wide 7
Claimed from Braithwaite Ernest M, Fierce Fordell Trainer
26Sep97-3BM fst 6f :22² :45² :57³ 1:10 3↑ ⒻClm 25000 82 2 5 4¹ 4³½ 2³ 2½ Chavez N J 116 5.60 90-10 B. Magic's Touch116½ Shimmering1161 Jessie Janey1161 Rallied inside 6
14Sep97-7BM fm 1⅛ ⓣ :23 :47¹ 1:12² 1:43³ 3↑ ⒻClm 25000 73 4 2 1ⁿᵈ 1ⁿᵏ 1ⁿᵈ 3³ Perez M A 116 12.60 83-13 Gorky Thalia116² Icksnay1161 Shimmering1163 Weakened late 9
4Aug97-9SR fst 1 :23¹ :46³ 1:10³ 1:35 3↑ ⒻOClm 40000 77 6 1 4³ 4⁴ 6⁴½ 5¹⁰½ Chavez N J 120 14.90 94-10 First Flyer120⁴ Ghost Pockets120ⁿᵒ That'debeme120ⁿᵏ No rally 6
Previously trained by Gilliam Terry
8Jun97-4EmDfst 6f :22 :45¹ :57⁴ 1:10⁴ 4↑ ⒻClm 25000 70 1 7 8⁶½ 8⁵½ 5⁴½ 2¹ Gonsalves F A B 117 *2.10 87-13 OkngnOwn117³ Shimmering117ⁿᵒ TimeForHether117ⁿᵒ Lacked room 5/16 8
25May97-4EmDfst 1 :23³ :46¹ 1:10³ 1:35⁴ 4↑ ⒻClm 40000 72 6 6 6⁵½ 5³½ 6⁶ 4⁷½ Gonsalves F A B 116 5.30 95-05 Tajun116ⁿᵏ Factoria1161½ No Compassion116ⁿᵏ Outrun 6
WORKS: Dec28 Hol 5f fst 1:01⁴ H 31/34 Nov21 Hol 4f fst :50 H 23/45 Nov12 Hol 5f fst 1:02³ B 18/31 Nov1 Hol 4f fst :49⁴ H 30/31 Oct1 Hol 5f fst 1:02 H 7/19 TopBSF: 0:83 W:72 Dist:83 ⓣ:82

Copyright SartinMethodology.com - Not for Resale

## Goody Slew Shoes

Own: Double Bar S Ranch
$20,000
ALFEREZ J O (4 0 0 0 .00) 1998:(328 34 .10)

Ch. f. 4
Sire: Slew the Surgeon (Slew the Bride)
Dam: Bad Bad Lucy (Satellite)
Br: Lisi Jems L Jr (Cal)
Tr: Dominguez Caesar F(2 0 1 0 .00) 98:(153 21 .13)

L 117

Lifetime Record: 17 3 2 0 $78,700
1998 3 1 0 0 $10,488 | Turf 3 0 0 0 $3,180
1997 8 0 1 0 $16,812 | Wet 1 0 1 0 $7,600
SA 2 0 0 0 $1,920 | Dist 1 0 0 0 $1,032

4Dec98-3Hol fst 1 1/16 :23 :46 1:11 1:46 3↑ ⒻClm 16000 68 2 4 4 3 3 1 Alferez J O LB 116 7.30 68-24 Goody Slew Shoes116 Picante Pequeno112 Bilken Lass116 Driving 6
18Nov98-6Hol fst 6f :22 :45 :57 1:10 3↑ ⒻClm 25000 58 3 2 4 5 5 8 Alferez J O LB 117 10.30 71-21 Filaree117 Queen Gen117 Trashy Diva115 4 wide, weakened 9
30Oct98-6SA fst 6f :21 :44 :56 1:09 3↑ ⒻOClm 40000 71 2 3 3 4 5 5 Jimenez A5 LB 112 47.10 82-13 MajesticBeauty115 T.G.'sGirl120 KalooknAngel117 Inside, weakened 7
Previously trained by Guillot Eric
28Dec97-5SA fm 6½f ⓣ :23 :44 1:07 1:13 3↑ ⒻAlw 48880N2x 67 1 1 6 6 9 9 Flores D R LB 116 b 30.40 78-12 Desert Jade113 Soviet Nights118 Hour Star115 Widest into lane 9
13Dec97-3Hol fm 1⅛ ⓣ :49 1:13 1:37 1:49 3↑ Ⓕ[S]PastForgingH78k 81 5 1 1hd 2hd 3 5 Espinoza V LB 116 14.10 69-23 IdelisticCuse123 MichignBluff114 LFemmeCo114 Dueled, weakened 7
16Nov97-1Hol gd 1 1/16 ⓣ :24 :49 1:13 1:45 ⒻClm 62500 77 3 2 2 3 3 2 Espinoza V LB 116 7.60 68-29 Funny Flag119 GoodySlewShoes116 BlueTalent113 Stalked, 2nd best 6
22Oct97-7SA fst 1 :22 :46 1:10 1:36 3↑ ⒻOClm 62500N 67 5 5 5 5 5 5 Espinoza V LB 115 29.80 71-14 Alzora115 Predicted Glory117 Lac Tahoe114 5-wide 7/8 5
3Oct97-7SA fm 1 ⓣ :23 :47 1:11 1:35 Ⓕ[R]PossblyPrfct73k 82 8 2 4 5 4 5 Flores D R LB 116 72.50 78-17 IAin'tBluffing116 [DH]IdelisticCuse120 [DH]SisterQueen120 Inside trip 8
20Sep97-11Fpx fst 1 1/16 :22 :45 1:11 1:44 Ⓕ[S]CTBA Marian49k 67 4 3 3 5 4 4 Toscano P R LB 116 b 21.40 73-09 IdelisticCuse114 CrisTheSwimmr114 WlkInTim115 Lacked response 8
Previously trained by Bradshaw Randy
27Jly97-5Dmr fst 7f :22 :45 1:10 1:23 Ⓕ[S]Fleet Treat83k 46 4 6 6 5 7 7 Douglas R R LB 114 37.20 64-12 Fleet Lady121 Message Of Honey118 Fun In Excess118 Weakened 7
5Jly97-10LA fst 870-QH :45.00 :46.09 GoldRush Oby69k 3 8 8 7 5 Bautista A LB 124 3.20 84 Jake Blues124 TimothyPilot124 TheStevedore124 Improved position 8
20Jun97-8LA fst 870-QH :45.60 :45.84 ObyTrl 6 5 5 5 2 Badilla J Jr LB 124 2.45 87 Jake Blues124 Goody Slew Shoes124 If I Da124 Late bid 6
WORKS: Dec24 SA 5f fst 1:02 H 77/91 Nov30 Hol 5f gd 1:01 H 10/53 Nov12 Hol 4f fst :48 H 11/29 Oct21 SA 4f fst :46 Hg 2/15 Oct15 SA 5f fst 1:00 H 12/40
TopBSF: D:75 W:77 Dist:67 ⓣ:82

## Cinder Girl

Own: Cotton Eunice & Perry
$20,000
GARCIA M S (3 0 0 1 .00) 1998:(150 10 .09)

Br/ro f. 4
Sire: Incinderator (Northern Dancer)
Dam: Bloomer Miss (Swape)
Br: Cotton Mr & Mrs Perry (Cal)
Tr: Cotton Perry (—) 98:(33 3 .09)

Blinkers OFF
L 117

Lifetime Record: 17 1 1 3 $30,035
1998 10 1 1 0 $17,375 | Turf 1 0 0 0 $370
1997 4 M 0 3 $12,660 | Wet 3 0 0 0 $2,430
SA 0 0 0 0 | Dist 0 0 0 0

13Dec98-4GG wf 6f :21 :44 :56 1:09 3↑ ⒻCl[illegible] 64 4 6 7 5 6 7 Lopez A D L 116 b 23.50 83-15 Llanelli114 MrketDesigner114 FlyingInspirtion116 Svd grnd, no rally 8
13Nov98-3BM fst 6f :22 :45 :58 1:11 3↑ ⒻClm [illegible] 73 3 4 4 4 3 4 Lopez A D LB 116 19.00 79-16 8. Magic's Touch115 Nellie'sCrown116 LadysLilCruiser116 Bid, hung 5
11Oct98-8Fno fst 1 1/16 :23 :46 1:11 1:43 3↑ ⒻAlw [illegible] [illegible] 2 3 6 7 7 Campbell B C LB 118 6.70 74-04 Serena'sRuhl118 DesertDrem116 RollinByou116 Brief speed, stopped 7
23Sep98-6Fpx fst 6f :22 :45 :58 1:11 3↑ [illegible] 32000s 46 2 5 5 4 6 7 Kaenel J L [illegible] 81-10 [illegible] 115 LibltyIssu114 Sh'sASmokr114 Forced wide 1st turn 7
16Sep98-10Fpx fst 6f :21 :44 :57 1:10 [illegible] Alw 40320N1x 64 [illegible] 6 4 5 [illegible] LB 117 [illegible] 87 [illegible] Theresa's [illegible] Zenda'sDiablo117 Woodmn'sPride117 Off bit slow 8
22Aug98-7Bmf fm 1 ⓣ :22 :46 1:1[illegible] 38238N2x [illegible] 3 5 Gon[illegible] LB 119 [illegible] Kay's Comet113 Yamika119 Phar TooReckless119 Three wide, empty 7
25Jly98-7Sol fst 6f :22 [illegible] 1:11 3↑ ⒻMd [illegible] [illegible] 7 [illegible] 3 1 Co[illegible] LB 120 [illegible] 82-14 Cinder Girl120 Diablo's Fire115 Hot And Frosty120 Closed well 9
11Jly98-6Pln fst 6f :22 [illegible] :57 1:11 3↑ ⒻMd [illegible] Wt 63 3 3 3 2 4 5 Gonzalez R M LB 120 [illegible] 82-12 Pentium Power116 Air Force One115 Ruftar115 Weakened 10
21Jun98-4GG fst 6f [illegible] :45 :57 1:10 3↑ ⒻM[illegible] 7500 62 7 8 8 7 4 2 Lopez A D L 120 6.80 84-10 Guarding Gold116 Cinder Girl120 HotAndFrosty120 Rallied well wide 10
11Jan98-3GG sly 6f [illegible] :22 :45 :58 1:11 4↑ [illegible] 59 6 6 5 4 4 4 Barton J LB 118 5.20 79-15 Silvey's Muchacha118 Sweet Indy118 Ballet Cat118 Saved ground 6
27Dec97-3GG fst 6f :22 :45 :57 1:09 3↑ [illegible] Sp Wt 64 3 5 2hd 2 2 3 Gonzalez R M LB 116 1.50 81-13 Cicely Alaska116 I'm Quick N'cool116 Cinder Girl116 Weakened 7
5Nov97-2BM fst 6f :22 :45 :58 1:10 3↑ ⒻMd Sp Wt 56 3 3 4 2 2 3 Gonzalez R M L 115 8.20 77-14 ElusiveEnvoy115 RubyVile/Slly117 CinderGirl115 Drifted wide drive 7
WORKS: Dec19 Pln 6f fst 1:16 H 2/2 Dec7 Pln 6f ... [illegible]

## Luckyisforever) (FL)

Own: Bartholomew Jeanie & Russell E
$20,000
RAMSAMMY E (3 0 0 0 .00) 1998:(644 68 .11)

Dk. b or br f. 3 (Jan)
Sire: Lucky North (Northern Dancer)
Dam: Lin D. Time (Manifesto)
Br: Dudley Jackson C & Scott (Fla)
Tr: Lewis Gary (—) 98:(31 3 .10)

L 114

Lifetime Record: 18 3 1 0 $39,180
1998 15 3 1 0 $38,720 | Turf 1 0 0 0
1997 3 M 0 0 $460 | Wet 0 0 0 0
SA 10 3 0 0 $34,720 | Dist 7 1 1 0 $16,820

23Oct98-1SA fst 1 1/16 :24 :48 1:14 1:46 ⒻClm 12500 61 5 1 1hd 1 1 1 Ramsammy E LB 117 *2.20 69-24 Luckyisforever117 Stewardi Can115 Elevator Gail117 Driving 6
22Oct98-1SA fst 1 :22 :46 1:12 1:38 ⒻClm 20000 53 6 2 2 4 5 4 Valenzuela F H LB 116 15.40 71-15 She'sASmoker115 Intoxicnt115 NtiveDt115 Stalked pace, weakened 9
2Oct98-1SA fst 1 :22 :46 1:12 1:39 ⒻClm 16000 66 4 2 2 2 1 1nk Ramsammy E LB 115 4.60 77-18 Luckyisforever115 NativeDate115 ElevtorGil117 Stalked, led, driving 7
21Sep98-7Fpx fst 1 1/16 :22 :46 1:12 1:45 ⒻClm 20000 56 4 6 6 6 4 5 Valenzuela F H LB 117 7.30 74-13 Checked Queen114 Intoxicant113 Creme Carmela112 No rally 7
14Aug98-10mr fst 1 :22 :46 1:12 1:38 ⒻClm 22500 64 3 1 2 5 5 5 Meza R Q LB 113 22.50 72-19 ChatInSoln115 BlueEyedLilli118 Apiceinthesun115 Inside, weakened 7
23Jly98-3Dmr fst 1 :22 :46 1:12 1:38 ⒻClm 20000 53 4 7 7 7 6 5 Sanchez K A LB 115 10.80 68-19 Little Itch115 Peggy's Kaper116 Yellena117 No threat 7
27Jun98-6Hol fst 7½f :22 :46 1:11 1:31 3↑ ⒻAlw 40000s 64 3 3 3 4 7 7 Ramsammy E LB 114 41.20 66-19 Laguna Miss117 Uptown Squeeze117 Cathy's Lass117 Bit tight 3/8 9
6May98-5Hol fst 1 1/16 :23 :47 1:12 1:45 3↑ ⒻAlw 40000s 50 3 1 1 2 6 8 Almeida G F LB 115 7.30 62-17 BelleOfHumboldt112 CndyMountin118 AlyBbe114 Inside, weakened 9
19Apr98-5SA fst 1 :22 :46 1:11 1:37 ⒻAlw 46000N1x 70 3 2 2 4 4 4 Ramsammy E LB 115 26.90 75-14 BangUpPlay115 SoGenerous117 Lwrenceville120 Stalked, weakened 5
5Apr98-7SA gd 1⅛ ⓣ :48 1:14 1:38 1:50 Ⓕ[R]Providencia81k 64 6 3 4 5 7 6 Valdivia J Jr LB 114 47.20 62-24 Country Garden118 Star's Proud Penny120 Marie J115 Weakened 8
19Mar98-3SA fst 1 1/16 :23 :47 1:12 1:45 3↑ ⒻMd 28000 69 4 2 1 1 1 1 Ramsammy E LB 112 4.10 75-22 Luckyisforever112 ValueableGal123 She'sASmoker114 Clear, driving 8
Previously trained by Offield Duane
28Feb98-6BM fst 1 :23 :48 1:13 1:38 ⒻMd 20000 62 2 2 2 2 2 2 Arriaza J LB 117 3.40 77-14 DinDncer117 Luckyisforever117 Thnkyouverymuch117 Pressed pace 7
WORKS: Dec28 SA 4f fst :48 H 1/1 Dec22 SA 4f fst :49 H 13/30
TopBSF: D:70 Dist:70 ⓣ:64

## Trashy Diva

Own: Thom Tom A
$18,000
GOMEZ G K (3 0 0 1 .00) 1998:(821 111 .14)

B. f. 4
Sire: Sabona (Exclusive Native)
Dam: Fulmar's Doll (Fulmar)
Br: Ezekiel Molly (Ky)
Tr: West Ted(1 0 1 0 .00) 98:(212 48 .23)

L 115

Lifetime Record: 12 3 2 1 $36,430
1998 4 1 1 1 $15,280 | Turf 0 0 0 0
1997 8 2 1 0 $21,150 | Wet 1 1 0 0 $7,200
SA 4 1 0 0 $9,480 | Dist 1 0 0 0

18Nov98-6Hol fst 6f :22 :45 :57 1:10 3↑ ⒻClm 22500 75 4 9 9 8 5 3 Gomez G K LB 115 fb 4.70 78-21 Filaree117 Queen Gen117 Trashy Diva115 Bobbled start 9
9Nov98-3SA fst 6f :22 :45 :58 1:11 3↑ ⒻClm 16000 78 1 7 6 8 5 1 Gomez G K LB 117 fb *2.20 84-15 TrshyDiv117 DezibellsForli110 TrooprsChoic117 In tight 3/8, wd rally 8
25Oct98-9SA fst 6f :21 :44 :57 1:10 3↑ ⒻClm 20000 73 12 2 7 5 3 4 Gomez G K LB 117 fb 4.60 85-10 Filaree117 Queen Gen117 Synister Move117 Wide trip 12
28Aug98-5Dmr fst 6f :21 :45 :57 1:11 3↑ ⒻClm 16000 81 6 7 8 8 3 2 Gomez G K LB 117 fb 8.60 83-16 Enid117 Trashy Diva117 Burch's Baby117 9
Steadied 3/8, waited briefly 1/4, gamely
30Dec97-4SA fst 6f :22 :45 :58 1:11 ⒻClm c-12500 44 1 9 5 8 10 10 Flores D R LB 117 b *1.50 70-14 Adoration115 Cut An Paste117 Dancer Ivonne115 12
Steadied near 1/4, drifted out, steadied into lane Claimed from Akin Zvika & Shulman Ina Sue, Shulman Sanford Trainer
26Nov97-6Hol wf 6f :21 :45 :57 1:09 ⒻClm 12500 80 5 3 3 3 2hd 1hd Flores D R LB 116 b *1.90 91-07 Trashy Diva116 Lickey Vickey115 Prized Peaches118 Gamely 6
7Nov97-3Hol fst 6½f :22 :45 1:10 1:17 ⒻClm 12500 70 8 3 3 1hd 1hd 2 Flores D R LB 116 b *1.90 80-09 Prized Peaches115 Trashy Diva116 Dancer Ivonne115 6-wide to turn 9
26Oct97-2SA fst 6½f :22 :45 1:10 1:16 ⒻClm 16000 63 6 7 6 5 6 7 Espinoza V LB 115 3.70 80-14 I'm History110 April Sultana110 Oughtabeinpictures117 No rally 9
21Aug97-1Dmr fst 6f :22 :45 :57 1:10 ⒻClm c-20000 75 3 5 6 4 5 4 Desormeaux K J LB 115 3.00 83-09 MagicRemedy108 ArticBever115 HouseMid110 Between foes to lane 7
Claimed from Venneri Elexa & Welty Randy, Sise Clifford Jr Trainer
4Aug97-4Dmr fst 1 :22 :46 1:11 1:39 ⒻClm 40000 51 6 2 2 2 5 6 Valenzuela P A LB 118 9.90 58-28 StrdustSrnd116 LdyIntgrity115 DncngFron117 Btwn foes to 2nd turn 7
21Jun97-6Hol fst 6f :22 :45 :57 1:10 3↑ ⒻMd 32000 80 4 3 2 2hd 1 1 Flores D R LB 116 13.10 86-12 Trashy Diva116 Just Lily114 Big Band Singer117 Clearly best 8
11May97-2Hol fst 6f :22 :45 :58 1:12 ⒻMd 32000 39 10 10 10 10 10 7 Matos J G7 LB 113 4.30 67-13 StillwaterCove120 RoyalTreasure120 DreamyAffir118 Off slow, wide 10
WORKS: Dec26 SA 4f fst :46 H 4/24 ●Dec19 SA 3f fst :35 H 1/6 Dec12 SA 3f fst :38 H 14/15 Dec5 SA 3f fst :35 H 4/27 Nov25 SA 3f fst :37 B 13/18
TopBSF: D:81 W:80 Dist:51

Copyright SartinMethodology.com - Not for Resale

## Synister Move

Own: Anderson & Landsburg & Wilson

$20,000

ALMEIDA G F (2 0 0 0 .00) 1998:(285 17 .06)

Ch. h. 5
Sire: Synastry (Seattle Slew)
Dam: Sudden Movement (Lyphan*Fr)
Br: Wooden Horse Investments Inc (Idaho)
Tr: Corin Vladimir (2 0 0 0 .00) 98:(223 36 .16)

L 117

| | | | | | | | | | | | | | |
|---|---|---|---|---|---|---|---|---|---|---|---|---|---|
| 1998 | 13 | 2 | 2 | 2 | $37,720 | Turf | 2 | 0 | 0 | 0 | $2,100 |
| 1997 | 11 | 1 | 4 | 1 | $40,850 | Wet | 3 | 0 | 1 | 1 | $7,700 |
| SA | 10 | 2 | 2 | 2 | $38,260 | Dist | 6 | 1 | 2 | 0 | $23,900 |

5Dec98- 6Hol fst 6½f :22 :45¹ 1:09⁴ 1:16¹ 3↑ ©Clm 20000 — 70 6 4 5¹½ 6¹½ 6¹½ 7⁹ Almeida G F — LB 117 f 2.80 77-16 SettleDNA117⁸ SynisterMove117ⁿᵏ TroopersChoice117½ — Wide to stretch 8
18Nov98- 6Hol fst 6f :22 :45² :57³ 1:10³ 3↑ ©Clm 25000 — 68 2 7 8¹½ 5¹⁰ 3¹⁰ 5¹½ Almeida G F — LB 117 f 8.00 75-21 Filaree117⁵ Queen Gen117¹ Trashy Diva115¹½ — Improved position 9
25Oct98- 9SA fst 6f :21³ :44³ :57 1:10² 3↑ ©Clm 20000 — 78 1 10 6¹½ 7¹½ 5¹½ 3½ Almeida G F — LB 117 f 14.00 87-18 Filaree117ⁿᵏ Queen Gen117½ Synister Move117² — Wide into stretch 12
10Oct98- 3SA fst 6f :21² :44³ :57³ 1:10³ 3↑ ©Clm 16000 — 74 2 7 7¹½ 7¹ 5²½ 1ⁿᵏ Almeida G F — LB 117 f 8.30 87-13 SynistrMov117ⁿᵏ John'sHop117⁴ MoonstonsAndIc117² — Up in final stride 10
12Sep98-10Fpx fst 6½f :21⁴ :45⁴ 1:11¹ 1:17³ 3↑ ©Clm 28000 — 51 5 8 8¹½ 8⁵ 6⁹ 6¹¹½ Almeida G F — LB 114 8.80 80-11 Go Falon116¹½ Dezibelles Forli116½ Elsa116⁶½ — No rally 10
17Aug98- 4Dmr fst 6f :22¹ :45² :58 1:11 3↑ ©Clm 32000 — 66 10 2 8⁴ 8¹½ 7¹½ 5⁶ Almeida G F — LB 117 7.50 78-15 Miss Brite Eyes117² Thrill To Victory117¹½ Elsa117½ — Wide trip 11
1Aug98- 1Dmr fst 6½f :22³ :45² 1:09⁴ 1:16¹ 3↑ ©Clm c-25000 — 81 5 3 2¹ 2ⁿᵏ 3¹ 3²½ Dieguez W⁷ — LB 118 3.50 88-11 LdyCdet117ⁿᵏ MissBriteEyes117² SynisterMove118¹½ — Dueled,outfinished 8
'Claimed from Fanning & Potter & Travato, Fanning Jerry Trainer
8Jly98- 7Hol fm 5½f ⓕ :22¹ :45 :57 1:03¹ 3↑ ©Alw 46720N1x — 83 1 8 7¹½ 6⁴ 5¹ 6³ Valdivia J Jr — LB 118 9.30 84-16 Elsa122ⁿᵏ Grandma Luckey113ⁿᵏ Sugar 'n Oats118ⁿᵏ — Saved ground to lane 9
13Jun98- 9Hol fst 6f :22 :45³ :58² 1:11 3↑ ©Alw 40000s — 80 1 5 6¹½ 5⁴ 3² 1² Valdivia J Jr — LB 117 4.10 82-16 SynisterMove117² Jacquie'sDoll117³ BreakawayBbe112³½ — Rallied gamely 6
10May98- 4Hol fst 6½f :22¹ :45¹ 1:11¹ 1:17⁴ 3↑ ©Alw 40000s — 71 3 7 8¹½ 7¹½ 5³ 2½ Valdez F S⁷ — LB 111 9.10 76-13 Misty Mink115½ Synister Move111 Liability Issue122² — Bobbled start 8
26Feb98- 1SA fst 7f :22³ :45⁴ 1:11¹ 1:25² 4↑ ©Clm c-10000 — 47 8 10 12¹¹ 12¹³ 10¹⁰ 9¹²½ Garcia M S — LB 117 b 10.70 66-19 Empress Of Reality117¹½ Benny's Torch117ⁿᵏ Soriana117ⁿᵏ — By tired ones 12
Claimed from Liebau F Jack, Howard Leigh Ann Trainer
28Jan98- 8SA fst 1 :23¹ :47³ 1:12³ 1:38 4↑ ©Clm 12500 — 36 1 2 2¹ 2ⁿᵏ 8¹½ 10¹⁰½ Valdez F S⁵⁰ — LB 118 b 9.30 59-11 Ruthie Jane116¹ SynasterAngel116¹½ Natalie'sReason114½ — Bid, gave way 10

Top BSFs: D:81 W:80 Dist:81 ⓕ:83

## Candy Mountain

Own: Hundley & Mulansky & Mulansky

$20,000

SOLIS A (15 5 4 0 .33) 1998:(1035 166 .16)

Ch. f. 4
Sire: Mining (Mr. Prospector)
Dam: Sweet Swing (Arctic Tern)
Br: Angus Glen Farm Ltd (Ont-C)
Tr: Hundley Bruce (1 0 0 0 .00) 98:(125 24 .19)

L 117

Lifetime Record: 8 1 1 2 $25,080

| | | | | | | | | | | | | | |
|---|---|---|---|---|---|---|---|---|---|---|---|---|---|
| 1998 | 8 | 1 | 1 | 2 | $25,080 | Turf | 0 | 0 | 0 | 0 | |
| 1997 | 0 | 0 | 0 | 0 | | Wet | 1 | 1 | 0 | 0 | $13,200 |
| SA | 3 | 1 | 0 | 1 | $15,600 | Dirt | 4 | 0 | 0 | 1 | $3,800 |

14Oct98- 2SA fst 1 :23³ :47³ 1:12³ 1:39² 3↑ ©Clm 20000 — 58 2 3 3² ⁺4³ 3² 3¹½ Solis A — LB 117 4.90 71-22 Worthwyrcent117¹½ Ktr'sFry117ⁿᵏ CandyMountn117⁵ — Chased, just missed 2d 4
30Aug98- 3Dmr fst 1 1/16 :23 :47 1:13³ 1:44¹ 3↑ ©Clm 20000 — 57 5 5 5¹½ 6⁶½ 7⁶½ 3¹³½ Flores D R — LB 117 8.20 63-13 DevilsLake117⁹ Worthwyrcent117⁵½ CandyMountn117² — Best of others 7
13Aug98- 7Dmr fst 1 :22³ :46³ 1:11¹ 1:37 3↑ ©Alw 51704N1x — 59 6 6 6¹½ 6⁶½ 6¹¹ 7¹⁷½ Solis A — LB 117 16.50 69-16 Feverish116⁸ Lite Twilight113ⁿᵏ Fancy Stockings117¹½ — Off rail,weakened 8
30Jly98- 6Dmr fst 1 :21⁴ :45² 1:11¹ 1:36⁴ 3↑ ©Alw 46552N1x — 53 10 9 8¹⁰ 7⁴½ 6⁷½ 5¹⁰ Solis A — LB 117 16.30 60-11 SoGenerous115⁴½ Sugr'nOts117⁴½ VlidMtphor117¹⁰ — Wide early,crowded 1/16 10
27Jun98- 5Hol fst 7½f :22³ :46¹ 1:11³ 1:31² 3↑ ©Alw 40000s — 69 1 3 8⁴½ 6³½ 5³½ 5⁹ Gomez G K — LB 119 2.70 69-19 LaqunMiss117² UptownSqueeze117² CUhy'sLss117½ — Off slowly,tight 1/16 9
6May98- 5Hol fst 1 1/16 :23³ :47³ 1:12¹ 1:45 3↑ ©Alw 40000s — 67 1 4 4² 3²½ 2¹ 2³ Solis A — LB 118 *.30 72-17 BelleOfHumboldt112³ CndyMountn118¹½ AlyBbe114² — Inside to 2nd turn 9
12Apr98- 1SA gd 7f :23 :46¹ 1:11⁹ 1:25 3↑ ©Md 40000 — 72 3 3 4¹½ 4²½ 1² 1⁴½ Solis A — LB 123 2.50 90-10 CandyMountn123⁴½ CozzyFlyer123³ StrlightDrems116½ — 4-wide into lane 6
6Mar98- 6SA fst 6f :21⁴ :45³ :58 1:10⁴ 3↑ ©Md Sp Wt — 67 10 4 9¹½ 10⁹½ 6⁷ 6⁷½ Solis A — LB 123 11.90 70-14 Morgan J.115ⁿᵏ Savoir Vivre123² Bare Assessment118¹½ — 4-wide 3/8 10

WORKS: Dec24 SA 4f fst 1:13¹ H 7/30 Dec16 SA 7f fst 1:25¹ H 2/7 Dec5 SA 7f fst 1:23⁴ H 2/5 ⊕Dec2 SA 4f fst 1:13⁴ H 1/5 ⊕Nov25 SA 4f fst 1:11⁰ H 1/17

Top BSFs: D:69 W:72 Dist:69

POR/POH CHAOS FRACTIONAL VECTORS — SA 12-30-98 5 8 D

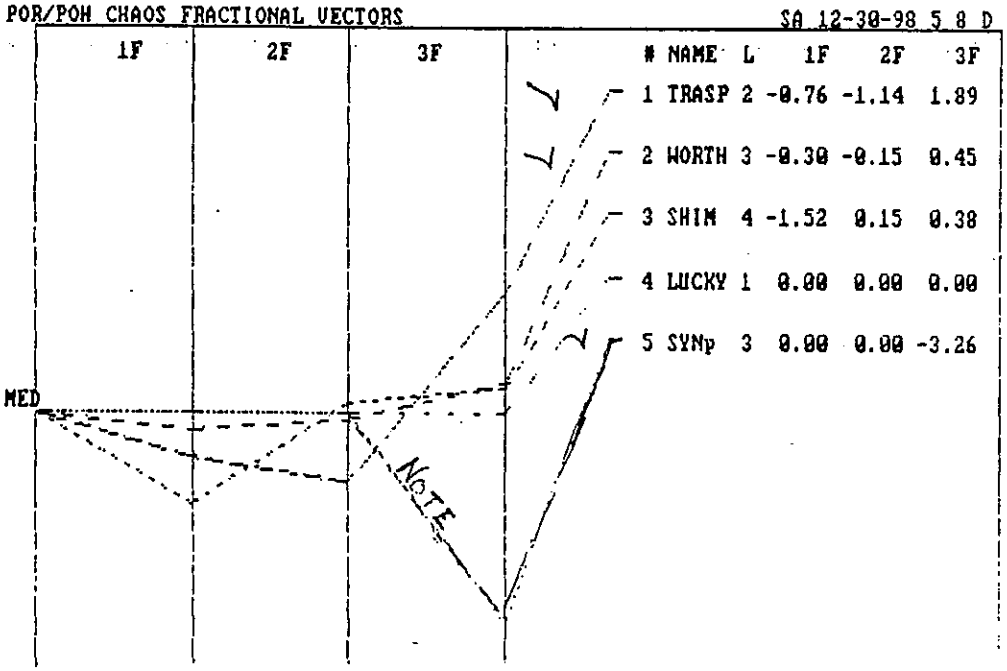


| # | NAME | L | 1F | 2F | 3F |
|---|---|---|---|---|---|
| 1 | TRASP | 2 | -0.76 | -1.14 | 1.89 |
| 2 | WORTH | 3 | -0.30 | -0.15 | 0.45 |
| 3 | SHIM | 4 | -1.52 | 0.15 | 0.38 |
| 4 | LUCKY | 1 | 0.00 | 0.00 | 0.00 |
| 5 | SYNp | 3 | 0.00 | 0.00 | -3.26 |

Copyright SartinMethodology.com - Not for Resale

HIS READOUTS WITH OLD BL/BL:

EQUALIZED LINES SA 12-30-98 5 8 D

| # | NAME | L | DIST | S | 1stC | 2ndC | 3rdC | FnlC | BL1 | BL2 | BLS | BLF | SR | TV | ADJ | N | T |
|---|---|---|---|---|---|---|---|---|---|---|---|---|---|---|---|---|---|
| 1 | serna | 1 | 8.0 | D | 22.2 | 46.0 | 111.3 | 138.2 | 0.00 | 0.00 | 1.50 | 10.75 | 70 | 22 | 2.0 | 3 | |
| 2 | syn p | 3 | 8.0 | D | 21.3 | 46.0 | 111.2 | 137.3 | 4.25 | 4.50 | 4.50 | 0.75 | 84 | 10 | -3.0 | 3 | |
| 3 | candy | 1 | 8.0 | D | 23.3 | 47.3 | 112.3 | 139.2 | 2.00 | 3.00 | 2.00 | 4.50 | 71 | 22 | 2.0 | 3 | |
| 4 | worth | 3 | 8.0 | D | 23.3 | 47.3 | 112.3 | 139.2 | 1.00 | 1.50 | 0.10 | 0.00 | 76 | 22 | 2.0 | 3 | |
| 5 | shim | 4 | 8.0 | D | 22.3 | 46.0 | 110.3 | 137.3 | 5.00 | 4.50 | 6.50 | 3.25 | 82 | 29 | 2.5 | 3 | |
| 6 | goody | 1 | 8.0 | D | 22.4 | 46.1 | 111.1 | 139.4 | 2.50 | 1.50 | 2.50 | 0.00 | 74 | 24 | 0.0 | 3 | |
| 7 | lucky | 1 | 8.0 | D | 23.4 | 48.3 | 113.4 | 140.1 | 0.00 | 0.00 | 0.00 | 0.00 | 72 | 24 | 3.0 | 1 | |
| 8 | lucky | 3 | 8.0 | D | 22.2 | 46.0 | 112.1 | 139.1 | 2.50 | 1.00 | 0.00 | 0.00 | 77 | 18 | 0.0 | 3 | |
| 9 | trasp | 2 | 8.0 | D | 22.0 | 46.4 | 112.1 | 138.2 | 2.50 | 6.25 | 4.00 | 0.00 | 81 | 15 | -0.5 | 3 | |
| 10 | trasp | 3 | 8.0 | D | 21.3 | 46.0 | 111.2 | 137.3 | 3.75 | 2.75 | 3.50 | 2.75 | 82 | 10 | -3.0 | 3 | |

ENERGY GENERATOR -- ATM SA 12-30-98 5 8 D

| # | NAME L | N | T | Total R | HE R | FX R | %Med | E/EP R | L/EP R | TPP R | BAL | ESP |
|---|---|---|---|---|---|---|---|---|---|---|---|---|
| 1 | serna1 | 3 | | 157.30-8 | 50.11-9 | 89.94-6 | 69.53 | 75.61-2 | 72.75-9 | 67.05-9 | 11 | EAR |
| 2 | syn p3 | 3 | | 158.46-3 | 54.44-4 | 90.69-2 | 68.14 | 75.53-5 | 74.06-2 | 67.76-3 | 7 | S/P |
| 3 | candy1 | 3 | | 157.50-7 | 53.79-5 | 89.49-9 | 68.68 | 75.40-7 | 73.38-7 | 67.22-7 | 14 | PRE |
| 4 | worth3 | 3 | | 158.20-4 | 54.92-3 | 89.80-7 | 68.54 | 75.58-3 | 73.71-6 | 67.54-5 | 9 | PRE |
| 5 | shim 4 | 3 | | 160.24-1 | 55.67-1 | 90.27-4 | 69.15 | 76.46-1 | 73.98-3 | 68.16-1 | 4 | E/P |
| 6 | goody1 | 3 | | 156.03-A | 51.84-8 | 88.75-A | 70.29 | 75.44-6 | 71.82-A | 66.72-A | 16 | EAR |
| 7 | lucky1 | 1 | | 157.77-6 | 55.25-2 | 89.68-8 | 68.02 | 75.26-9 | 73.91-4 | 67.40-6 | 13 | S/P |
| 8 | lucky3 | 3 | | 156.60-9 | 52.49-7 | 90.21-5 | 68.69 | 75.10-A | 73.08-8 | 67.13-8 | 18 | PRE |
| 9 | trasp2 | 3 | | 158.52-2 | 54.92-3 | 90.82-1 | 67.66 | 75.39-8 | 74.40-1 | 67.80-2 | 9 | SUS |
| 0 | trasp3 | 3 | | 158.18-5 | 53.62-6 | 90.45-3 | 68.44 | 75.54-4 | 73.77-5 | 67.60-4 | 9 | PRE |

HI/LO Difference = 4.21 Average = 157.88

ENERGY GENERATOR -- ATM SA 12-30-98 5 8 D

| # | NAME L | N | T | Total R | HE R | FX R | %Med | E/EP R | L/EP R | TPP R | BAL | ESP |
|---|---|---|---|---|---|---|---|---|---|---|---|---|
| 1 | syn p3 | 3 | | 158.46-3 | 54.44-4 | 90.69-2 | 68.14 | 75.53-3 | 74.06-2 | 67.76-3 | 5 | S/P |
| 2 | worth3 | 3 | | 158.20-4 | 54.92-3 | 89.80-4 | 68.54 | 75.58-2 | 73.71-5 | 67.54-4 | 7 | PRE |
| 3 | shim 4 | 3 | | 160.24-1 | 55.67-1 | 90.27-3 | 69.15 | 76.46-1 | 73.98-3 | 68.16-1 | 4 | E/P |
| 4 | lucky1 | 1 | | 157.77-5 | 55.25-2 | 89.68-5 | 68.02 | 75.26-5 | 73.91-4 | 67.40-5 | 9 | S/P |
| 5 | trasp2 | 3 | | 158.52-2 | 54.92-3 | 90.82-1 | 67.66 | 75.39-4 | 74.40-1 | 67.80-2 | 5 | SUS |

| | | | | | | RANKS | | | | | | COMP | | FRACTALS | | | |
|---|---|---|---|---|---|---|---|---|---|---|---|---|---|---|---|---|---|
| # | NAME | L | N | T | SR | LS/P | SPN | FX | Σ | T/S | TPP | LS | RANK | E | L | N | BAL |
| 1 | syn p | 3 | 3 | | 84 | 3 | 2 | 2 | 2 | 2 | 3 | 18 | 2 | 2 | 3 | 2 | 5 |
| 2 | worth | 3 | 3 | | 76 | 4 | 4 | 4 | 5 | 4 | 4 | 24 | 3 | 4 | 5 | 5 | 7 |
| 3 | shim | 4 | 3 | | 82 | 2 | 1 | 3 | 4 | 1 | 1 | 15 | 1 | 1 | 1 | 3 | 4 |
| 4 | lucky | 1 | 1 | | 72 | 5 | 5 | 5 | 3 | 5 | 5 | 25 | 4 | 5 | 4 | 4 | 9 |
| 5 | trasp | 2 | 3 | | 81 | ↘1 | 3 | ↘1 | ↘1 | 3 | ↘2 | 18 | ↘2 | 3 | 2 | ↘1 | 5 |

FRACTALS WEIGHTED: E=Early L=Late N=Normal

BOTTOM LINE -- BETTING LINE SA 12-30-98 5 8 D

WIN ODDS ONLY
ATM

| | | BOTTOM LINE LS | BETTING LINE ODDS | BAL | |
|---|---|---|---|---|---|
| S | 1 shim | 18.0 | 5-2 | 4 | Sh |
| | 2 syn p | 17.0 | 5-2 | 5 | |
| P | 3 trasp | 16.0 | 3-1 | 5 | P |
| W | 4 worth | 15.3 | 7-2 | 7 | W |
| | 5 lucky | 14.6 | 7-2 | 9 | |

Copyright SartinMethodology.com - Not for Resale

# MY READOUTS AND NEW BL/BL

EQUALIZED LINES — SA 12-30-98 5 8 D

| # | NAME | L | DIST | S | 1stC | 2ndC | 3rdC | FnlC | BL1 | BL2 | BLS | BLF | SR | TV | ADJ | N | T |
|---|---|---|---|---|---|---|---|---|---|---|---|---|---|---|---|---|---|
| 1 | SYNp | 3 | 8.0 | D | 21.3 | 46.0 | 111.2 | 137.3 | 0.00 | 0.00 | 1.60 | 10.75 | 74 | 10 | 5.0 | 1 | |
| 2 | WORTH | 3 | 8.0 | D | 23.3 | 47.3 | 112.3 | 139.2 | 1.00 | 1.50 | 0.10 | 0.00 | 76 | 22 | 2.0 | 2 | |
| 3 | SHIM | 4 | 8.0 | D | 22.3 | 46.0 | 110.3 | 137.3 | 5.00 | 4.50 | 6.50 | 3.25 | 82 | 15 | -2.5 | 3 | |
| 4 | LUCKY | 1 | 8.0 | D | 23.4 | 48.3 | 113.4 | 140.1 | 0.00 | 0.00 | 0.00 | 0.00 | 72 | 24 | 3.0 | 1 | |
| 5 | TRASp | 2 | 8.0 | D | 21.3 | 46.4 | 112.1 | 138.2 | 2.50 | 6.25 | 4.00 | 0.00 | 81 | 15 | -0.5 | 3 | |

SYNTHESIS Composite -- ATM — SA 12-30-98 5 8 D

| # | NAME | L | N | T | SR | EPR | LPR | CPR | TT | HE | FW | FX | LS | RANK | FX | Σ | TS | T/PP | R |
|---|---|---|---|---|---|---|---|---|---|---|---|---|---|---|---|---|---|---|---|
| 1 | SYNp | 3 | 1 | | 74 | 1 | 5 | 2 | 1 | 4 | 5 | 2 | 20 | 3 | 2 | 5 | 2 | 92.75 | -1 |
| 2 | WORTH | 3 | 2 | | 76 | 3 | 3 | 3 | 3 | 2 | 2 | 3 | 19 | 2 | 3 | 2 | 4 | 92.15 | -3 |
| 3 | SHIM | 4 | 3 | | 82 | 2 | 4 | 2 | 1 | 3 | 3 | 4 | 19 | 2 | 4 | 4 | 3 | 92.10 | -4 |
| 4 | LUCKY | 1 | 1 | | 72 | 4 | 2 | 4 | 2 | 1 | 4 | 5 | 22 | 4 | 5 | 3 | 5 | 92.08 | -5 |
| 5 | TRASp | 2 | 3 | | 81 | 5 | 1 | 1 | 4 | 2 | 1 | 1 | 15 | 1 | 1 | 1 | 1 | 92.46 | -2 |

VITAL FACTORS--ATM — SA 12-30-98 5 8 D

| # | NAME | L | TOTAL | R | SC | R | SCBL | 3F | R | Σnt | R | TOT/S | R | SPN | R |
|---|---|---|---|---|---|---|---|---|---|---|---|---|---|---|---|
| 1 | SYNp | 3 | 159.9 | -1 | 55.9 | -1(110.4) | | 49.5 | -4( 26.3) | 88.7 | -5 | 91.15 | -2 | 88.92 | -5 |
| 2 | WORTH | 3 | 158.2 | -4 | 54.5 | -3(112.3) | 1.5 | 49.8 | -3( 26.3) | 92.3 | -2 | 90.93 | -4 | 93.27 | -1 |
| 3 | SHIM | 4 | 158.4 | -3 | 55.1 | -2(111.4) | 4.5 | 48.7 | -5( 27.0) | 90.5 | -4 | 91.09 | -3 | 92.67 | -2 |
| 4 | *LUCKY | 1 | 157.8 | -5 | 53.9 | -4(113.2) | | 50.5 | -2( 26.1) | 92.1 | -3 | 90.61 | -5 | 90.67 | -4 |
| 5 | TRASp | 2 | 158.5 | -2 | 53.8 | -5(113.3) | 6.3 | 51.3 | -1( 25.4) | 93.4 | -1 | 91.20 | -1 | 91.52 | -3 |
| | HIGH | | 159.9 | | 55.9 | (110.4) | | 51.3 | ( 25.4) | 93.4 | | 91.20 | | 93.3 | |
| | LOW | | 157.8 | | 53.8 | (113.3) | | 48.7 | ( 27.0) | 88.7 | | 90.61 | | 88.9 | |
| | AVE | | 158.6 | | 54.6 | (112.2) | | 50.0 | ( 26.2) | 91.4 | | 91.00 | | 91.4 | |

* = Wire to Wire

CHAOS POWER RANKINGS AND FRACTALS -- ATM — SA 12-30-98 5 8 D

| # | NAME | L | N | T | SR | RANKS LS/P | SPN | FX | Σ | T/S | T/P | COMP LS | RANK | FRACTALS E | L | N | BAL |
|---|---|---|---|---|---|---|---|---|---|---|---|---|---|---|---|---|---|
| 1 | SYNp | 3 | 1 | | 74 | 5 | 5 | 2 | 1 | 2 | 5 | 20 | 3 | 1 | 1 | 2 | 3 |
| 2 | WORTH | 3 | 2 | | 76 | 3 | 1 | 3 | 3 | 4 | 2 | 19 | 2 | 4 | 4 | 4 | 7 |
| 3 | SHIM | 4 | 3 | | 82 | 2 | 2 | 4 | 4 | 3 | 4 | 19 | 2 | 3 | 5 | 5 | 7 |
| 4 | LUCKY | 1 | 1 | | 72 | 4 | 4 | 5 | 5 | 5 | 3 | 22 | 4 | 5 | 3 | 3 | 8 |
| 5 | TRASp | 2 | 3 | | 81 | 1 | 3 | 1 | 2 | 1 | 1 | 15 | 1 | 2 | 2 | 1 | 5 |

BOTTOM LINE -- BETTING LINE — SA 12-30-98 5 8 D

WIN ODDS ONLY
ATM

| NO | NAME | BOTTOM LINE LS | BETTING LINE ODDS | BAL | ACTUAL ODDS |
|---|---|---|---|---|---|
| 1 | TRASp P | 20.3 | 9-5 | 5 | 3:1/1 P |
| 2 | SHIM S | 19.8 | 2-1 | 7 | 7:8/1 S |
| 3 | WORTH W | 19.3 | 2-1 | 7 | 8:9/1 W |
| 4 | SYNp | 17.8 | 5-2 | 3 | |
| 5 | LUCKY | 17.3 | 5-2 | 8 | |

-WIN BETS {2, 3}
BEST TWO OVERLAYS IN TOP 3

4.80 X $3.40
$19.80
EX $34.30
TRI $341.50

**6031 – FIFTH RACE.** 1 Mile Purse $25,000. Fillies & mares, 3 year olds & up. Claiming prices $20,000-18,000.

| Index | Horse and Jockey | Wt | PP | ST. | 1 | 1 | 1 | Str. | Fin. | To61 |
|---|---|---|---|---|---|---|---|---|---|---|
| 4198 | Wortheverycent (Flores) | 117 | 5 | 3 | 4-1 | 4-hd | 4-3 | 3-1½ | 1-½ | 8.90 |
| 5049 | Trashy Diva (Gomez) | 115 | 9 | 6 | 6-2½ | -2½ | 3-hd | 4-2 | 2-½ | 3.10 |
| 5096 | Shimmering (Martinez) | 117 | 8 | 4 | 3-½ | 2-1 | 2-1½ | 2-hd | 3-3 | 7.60 |
| 4186 | Serena's Ruhl (Gonzalez) | 117 | 2 | 1 | 1-½ | 1-hd | 1-2 | 1-2½ | 4-2½ | 14.40 |
| 5189 | Appealing Crusadr (Dsmnx) | 117 | 1 | 7 | 7-1½ | 7-½ | 5-2 | 5-5 | 5-4 | 1.90 |
| (5152) | Gdy Slew Shoes (Alfrz) | 117 | 7 | 5 | 5-hd | 5-hd | 7-hd | 7-10 | 6-nk | 10.50 |
| 5163 | Synister Move (Almeida) | 117 | 3 | 9 | 8-1 | 8-1½ | 6-1½ | 6-hd | 7-8 | 9.70 |
| (4190) | Lckyistorevr (Rmammy) | 114 | 6 | 2 | 2-1 | 3-1½ | 6-1 | 6-1 | 8-3½ | 27.70 |
| 4099 | Candy Mountain (Solis) | 117 | 4 | 8 | 9 | 9 | 9 | 9 | 9 | 7.80 |

Scratched – Cinder Girl
Claimed – Wortheverycent-Barber & Delima & Kelbus et al-Jose Delima
Claimed – Appealing Crusader-Belmonte, Moll, B Shapiro et al-Mike R Mitchell

| | | | |
|---|---|---|---|
| 5-Wortheverycent | 19.80 | 7.20 | 4.20 |
| 9-Trashy Diva | | 4.80 | 3.40 |
| 6-Shimmering | | | 4.40 |

TIME: --0:23.01, 0:46.52, 1:10.85, 1:23.81, 1:37.38. Clear & Fast. Winner -- gr.f.94 El Prado-Addicted To Eddie Trumen Ovnt-Berg & Featherston, Mutuel pool -- $290,161 Exacta pool -- $280,071 Trifecta pool -- $317,546, Quinella pool -- $39,220 Pick Three pool -- $100,842
$1 Exacta (5-9) Paid $34.30 $1 Trifecta (5-9-6) Paid $341.50 X
$2 Quinella (5-9) Paid $29.60 $1 Pick Three (1/10/5) Paid $135.80 X

Copyright SartinMethodology.com - Not for Resale

Now the Place horse comes up first, the $19.80 winner third and the Show horse second. This gives him the $310 Quinella AND the $341.50 Trifecta using my prescribed wagering plan.

To Gary's credit he would have the trifecta anyway had he followed this plan he would have had the Trifecta even using the original Synthesis BL/BL.

He is to be congratulated! He made a good score in the 6th Race. However, a couple of more readings of the past few Follow-Ups and he would easily have had the same good fortune in the 5th race. Don't take this to mean that I encourage exacta or trifecta wagers, per se. BUT, occasionally their potential payoff is too large to ignore,

Arriving in plenty of time (his phrase) and then getting "Shut Out" because of fear born of indecision is just a tired old "Horseplayer" excuse. Nobody gets shut out unless they have a subconscious wish for it. People who wait 'til the last moment to get in line saying they want to see "closing odds" before wagering are part of an "old timer" anachronism.

This time Knute Rockne was right. "One who won't get shut out, can't be shut out."

# You can profit by betting two overlays

TOM AINSLIE

Let's face it. Show me a clubhouse full of educated, conscientious, enthusiastic handicappers, and I can guarantee you that most of them have already identified the horse most likely to go off as short-priced favorite in the upcoming race.

Many will bet on the horse to win and will do so with confidence, knowing full well that favorites win about 33 percent of the time. The higher the odds on a horse, the less is its statistical likelihood of victory.

Pretty sharp, those folks. Or so they seem until you stumble across their individual or group histories at betting windows. The ones who bet on the short-priced favorite to win do indeed collect about a third of the time.

But they lose more money than they should. Remember, please, that a horse who wins a third of its races is bound to lose two-thirds of the time.

Do the arithmetic – assuming that the particular horse goes off at 6-5 per start and its loyal supporter buys a $5 ticket. In the long run, the horse returns a $6 profit after winning 1 of its first 3 starts. In each of the other two-thirds, it loses $5 per outing. Long or short run, its return on investment is a major minus – about $9 in the red for every $15 wagered.

My esteemed friend and racing prophet, Dr. Howard Sartin of Beaumont, Calif., has been teaching his followers for years that betting only one horse (most especially a short-priced favorite) is plumb dumb. His own records and those of his enthusiasts demonstrate that betting two overlays (horses going off at much higher odds than were awarded them in the racing program or other forecasts) is an especially profitable way to go – particularly if your handicapping analyses identify the animals as potential powers, and more particularly if you bet them both to win and place and, when the occasion warrants, combine them with a third contender in an exacta box.

Sound good? Hang on. A day or a week or a month in which a seasoned follower of the Sartin persuasion fails to come up with a plump return on betting investment of at least 33 percent is not rejected as shameful but is surely a signal that somebody needs extra homework.

What all this means is that the purpose of your handicapping efforts is not to find the short-priced favorite and fly straight to the betting windows. No, the objective is to locate the kind of horses whose past performances suggest present or potential success. These, as noted earlier, may turn up with short odds in the predictions of the racing program or the local newspaper's public selections. Be patient. One or two or more of them may become attractive overlays, going to the post at odds much more generous than were bestowed on them earlier.

The race has not started yet, but you, the careful handicapper and canny bettor, can now strut to the window to enlarge your bankroll. If you have been cashing more tickets than you have been tearing up, you undoubtedly have become something of a personage in the grandstand or clubhouse or wherever you perform your magic.

Copyright SartinMethodology.com - Not for Resale

Copyright SartinMethodology.com - Not for Resale