

The FOLLOW UP

with Howard G. Sartin, Ph.D.

EVOLUTION

ISSUE # 71

INDICAPPING REVOL

NEW HORIZONS

Publisher's Desk	1
On Line with Shane	4
Darwinism: Survival of the Fittest	9
Blindly Using the Best of Last Three	11
Magnetism of the Odds On Favorite by 'Capper	13
Clarification Request	14
More Justification: BL/BL Wagering Decision Charts	18
Psychology of Winning	36
Finding the Zone	39
Vox Populi	42
When Horses Change Tracks	48
Money Matters	52
Meet the Press	54
A Visit From Tom Brohamer	58
Client Reports: Raul Burns and Mel Shrawder	59
Perception & the Senses	67
Report from Remington Park	69

The FOLLOW UP is published six (6) times a year by O. Henry House, Inc. in conjunction with the Inland Empire Institute. Subscription price is \$72 per year third class mail and \$87 per year first class & Canadian mail, other foreign subscribers: \$100/year. Back issues are available for \$12.50 each. California residents add 7.75% sales tax. If you have any problem with your subscription or have a change of address, please contact O. Henry House at the address below. All information in this publication is for informational purposes only.

The FOLLOW UP

O. HENRY HOUSE, INC.
1390 E. 6TH STREET, STE 5
BEAUMONT, CA 92223

909-845-5907

between 1 and 3 PM Pacific time

Please send all correspondence to this address. This includes submission of material for publication consideration, letters, opinions, comments - whatever.

Thank you,

O. HENRY HOUSE, INC.

STATEMENT OF POLICY

The Sartin Methodology is based in Psychotherapy and its goals are NOT directed toward fostering the illusions or delusions of gamblers seeking magic solutions for picking winners. We are primarily a healing arts organization dedicated to providing an alternative solution to mainstream psychiatry's prescription of total abstinence for non-winning handicappers. Our slogan is - and always has been -


"THE CURE FOR LOSING IS WINNING"

O. HENRY HOUSE, INC.
PIRGO
THE SARTIN
METHODOLOGY
1390 E. 6TH STREET #5
BEAUMONT, CA 92223



© 1998 O. HENRY HOUSE, INC.

All right reserved. No part of this work may be reproduced or transmitted in any form or by any means, electronic or mechanical, including photocopying and recording, or by any information storage or retrieval system, except as may be expressly permitted by the 1976 Copyright Act or in writing from the publisher. Past Performance and Results charts copyrighted by Daily Racing Form, Inc.



Good news. Steve Crist, author and former editor of now regrettably defunct *Racing Times*, will be the new editor of the Daily Racing Form. Even better news, he may ask Tom Ainslie to assist him in his duties as the Dean did at the Racing Times. Barring corporate gagging, this should cause the Racing Form to undergo a much

needed metamorphosis and once again elevate it to the premier journal of our industry. We'll be able to read it for better journalistic content instead of just past performance lines.

Regarding the Racing Form's editorial policy as it has been, I refer you to Mark Cramer's statement in a recent Cramer-Olmsted Report:

MC: Thanks for the interview. One final editorial comment. I agree with The Doc about going against conventional wisdom. For this reason, my book Kinky Handicapping was banned by the Racing Form.

"Banned" by the DRF. Why? Because most of its columnists were influenced or importuned by a few clerics in the church of the Mainstream to follow a party line that reinforced losing habits?

Vox Pop has become an increasingly important segment of the Follow Up. Its content reflects the growing number of clients who have overcome. I use the word "overcome" in the Martin Luther King sense of the word. The social-psychological impositions on those who once were NON-winners is similar in effect to the tribulations suffered by persons who society made into "Non Citizens". I'm not suggesting that the two are comparable except in EFFECT.

In the case of disenfranchised citizens "overcoming" is a sociological phenomenon. With handicappers it's almost totally "PSYCHOLOGICAL." For example, while working on this issue, I received calls from an increasing number of clients that tell me that after speaking with me on the phone or paying me an office visit, they enjoyed several subsequent winning days. Then, when the inspiration, or whatever, I gave them wore off, they experience less success. This revelation, proves beyond any doubt that, for our clients at least, the problem is not handicapping, per se, but of using to their advantage the combination of information and philosophical inspiration I've provided over time.

... This is something more than Knute Rockne telling his team to win one for the Gipper; more than the pre-game speeches of any coach, which frankly are less and less effective as athletes, especially the pros, grow more sophisticated and materialistic.

It is disguised psychotherapy in the form of support. People have losing cycles caused by little else but anxiety. If Support Therapy can relieve that anxiety, even for a few days, it completely disintegrates the notion that successful handicapping is based on having "more information." Our clients have the necessary information. What some of them seem to lack is self-imposed inspiration to make them properly use that information.

If just talking to me can provide that spark, I'm more than happy to do it. However, I suggest that everyone take a page out of the book of Mel Shrawder, who wrote a Follow Up article reacting to my column on Self Talk (see Follow Up's #51 & 52). As a result of his self-talk regimen, he no longer needs me as his support mechanism (Mel also has a column in this issue).

Currently in the works is an audio tape for just this type of support...

I'm not being sacrilegious when I say that this kind of thing represents the same phenomenon as that experienced by those who go to a church or watch a TV evangelist and then proclaim themselves "Born Again;" a kind of Conversion, which in both handicapping and religion is sometimes momentary.

In both cases a conversion can become permanent and thus yield a positive response producing continuing and effective growth as opposed to a brief interlude of positive insight.

I don't wish to imply that those highly complimentary Vox Pop letters represent the only kind of communication we receive. Clients with problems convey them via phone or personal visits. If they write, which is rare, they include too many personal things that cannot be made public for obvious reasons of confidentiality.

If a day should come when all client communications can be published in Vox Pop, it will represent Shakespeare's, "Consummation devoutly to be wished." as voiced by Hamlet.

Unfortunately, the play "Hamlet" is one of Will's tragedies. So I do not expect such a consummation to become universal. The reasons are three-fold sociological, philosophical and psychological.

Sociological because we live in a conformist society which, while manifesting a lot of non-conformity via antisocial behavior, still imbues those of us who are not sociopaths, with the notion that "The Majority is Always RIGHT." or the Gallic version, "Forty Million Frenchmen cannot be wrong." History shows that they were wrong and that so is the majority until some one convinces them otherwise. Roosevelt did that in a short time span with a nation whose majority firmly believed in Isolationism. Remember George Washington's second inaugural: We must NEVER intervene in the affairs of Europe?"

Philosophical because most of us were parented to follow certain **rules**. There's a rule for **everything**, we were told, and were expected to follow them. Too many parents embraced some truly bad rules passed on to them from previous generations. Clients who are indoctrinated with the RULE maxim are the hardest to work with because no matter how often they are told there are **no rules** in a stochastic endeavor like handicapping, they continue to ask for them.

They would rather lose with a set of rules than go against their early behavioral implantations and WIN!

Psychological because our mind-set is guided more by sociological and philosophical dictum

than self-reliance based on NON contaminated information. We all exist like pictures within a frame: a "Frame of Reference." If that frame is solid and inflexible there are no gaps through which alternative thought can enter.

For these reasons most persons cannot handle stochastic events like horse racing. The wiser ones don't try, the others merely gamble. We all know that sadly, all gamblers eventually LOSE.

The rub is that most persons who are self-reliant don't take up handicapping as an avocation. Conversely, most persons attracted to handicapping races are not equipped to handle its obvious exigencies. This goes back to the Darwinian concept of survival of the fittest. In order for just ONE OF US to survive as winning handicappers it requires AT LEAST 95 others who are rule-bound losing sheep. Granted, it's an ugly fact but a mathematical absolute ruled over by the laws of probability as expressed through the inexorable mandate of the Totalizator apparatus.

I have never urged anyone to gamble. I began this alleged career late in life in order to redeem losers with the *potential* to become winners. Not everyone has that potential because they will not let a little fresh air seep through the bastion of their Personal Frame of Reference as personified by "Stubborn Resistance" to virtually every valid concept that could turn them into winners.

If you are consumed by a "Need for RULES," as opposed to guidelines, and do not work diligently to build a true desire to grow through Open Minded Self-Reliance built on self-esteem, there is little that anyone can do to help except to provide a map for picking a few low paying favorites. That's easy for anyone. Just follow the public and win some races while LOSING money.

We still pledge an offer help to all clients who request it; but we continue to refuse of give out rules as opposed to guides to a path of Self-Discovery and Self-Determination. In a word: AUTONOMY.

I have bookshelves filled with volumes of Handicapping Rules. They all attracted a good many readers so there will be more rule books published in the future. "Rules" are popular. Self reliance in handicapping is NOT. This is quite ironic since Self-Help, Pop Psychology books sell more copies than any other category. Yet they are anathema to most handicappers who covet INFORMATION, not INSPIRATION.

I just got a flash from my friend Alex Milstein, M.D., my favorite psychiatrist. Virtually ALL books purchased in the U.S. are read by just SEVEN percent of the population.

I pray that ALL of your are included in that seven percent.

THIS ISSUE contains LESS TEXT and MORE EXAMPLES of WHAT to do and HOW to do it, than any preceding issue. The many pages of examples come largely from clients like yourself. They're designed to be carefully studied and re-read. In so doing you will find clear ANSWERS to many of the nagging questions some of you have been asking. However, these examples DO NOT contain RULES. They come as a result of clients following GUIDELINES only, supported by a little UN-common sense.

**ON LINE
WITH
SHANE**

SHANE'S TECH SUPPORT LINE:

909-845-1728

HOURS (Pacific time) Weekdays - 11:30 AM to 3:00 PM

E-MAIL: shane@discover.net

or send your question/problem by mail

Multiple Printouts?

Sometimes I get calls from clients telling me that they are getting multiple printouts of the same screen. This could be caused by the printer setup or configuration, however, It could also be caused by pressing the "P" (for print) key more than once. Most printers nowadays do not print right away because the information from the computer goes into the printers memory. This memory is referred to as the "buffer". This process can take from 5 to 15 seconds or more. It varies from one printer to another. Apparently, some clients are not waiting long enough for the printout to be ready and are hitting the "P" key several times. The result: getting a printout for each time the "P" key was pressed.



While the following has nothing to do with technical advice or horse racing, I thought it was funny enough to share with you. This was sent to me by a client in Washington:

Subject: true story

This is the transcript of an ACTUAL radio conversation of a US naval ship with Canadian authorities off the coast of Newfoundland in October, 1995. Radio conversation released by the Chief of Naval Operations 10-10-95.

Americans: Please divert your course 15 degrees the North to avoid a collision.

Canadians: Recommend you divert YOUR course 15 degrees to the South to avoid a collision.

Americans: This is the Captain of a US Navy ship. I say again, divert YOUR course.

Canadians: No. I say again, you divert YOUR course.

Americans: THIS IS THE AIRCRAFT CARRIER USS LINCOLN, THE SECOND LARGEST SHIP IN THE UNITED STATES' ATLANTIC FLEET. WE ARE ACCOMPANIED BY THREE DESTROYERS, THREE CRUISERS AND NUMEROUS SUPPORT VESSELS. I DEMAND THAT YOU

CHANGE YOUR COURSE 15 DEGREES NORTH, THAT'S ONE FIVE DEGREES NORTH, OR COUNTER- MEASURES WILL BE UNDERTAKEN TO ENSURE THE SAFETY OF THIS SHIP.

Canadians: This is a lighthouse. Your call.

Not Seeing The Forest For The Trees ?

In the past month or two many clients (some new, but a lot who have been with us for years) are asking :What constitutes a comparable line?" This has been in many past Follow Ups through direct explanation as well as many examples. I've also had many questions about projecting and extracting (see the Psychology of Winning segment in this issue). As far as the "Comparable Line" question, it's pretty simple. You are trying to find a line that comes as close to today's conditions as possible (there may be more than one - if that's the case, **enter more than one line** and then **HIDE** the inferior line when calculating). It's best to keep the difference in distance at one furlong. For instance, avoid using a 5.5 furlong line when today's distance is 7 furlongs, etc. In most cases, using a 5.5f line in 6.5 or 7f races will give the horse an abnormal advantage. If you are thinking about using a 5.5f line in even a 6f race, check to see if the horse has done well at that distance in the past. All these guidelines are subject to your records by track.

Although there will be times when going past the third line back is acceptable, It is rare for me to do so. In the following examples from Sept.2nd at Del Mar, you will notice I only went back to a 3rd line once and a 4th line once. All the rest were either the last line or second back. The reason for projecting ALL horses in the 3rd example race? ALL horses were sprinters going into a route. Although, to be honest, this was a risky race.

DMR0902 (1) 6.0 D CL 2 F \$41,440 CP=\$40,000 PR=73												
BOTTOM LINE -- BETTING LINE												
(##)	PN	CNAME	Ld	SR	PR	BAL	LS	ODDS	TRKDISTS	M/L	DAYS	AGE
(6)	6	BELLA2	{	77	72	5	20.8	9-5	HOL 5.0D	2/1	26	2
W (5)	5	SUM N1		76	70	8	20.4	9-5	DMR 5.5D	9/2	27	2
(1)	1	BERL 3		74	70	7	18.8	5-2	HOL 5.5D	5/2	26	2
(4)	4	CEE D2		72	80	3	12.5	9-2	HOL 6.0D	4/1	40	2
(2)	1A	CURIO2		73	70	12	9.0	6-1	DMR 5.5D	5/2	17	2
(3)	2	MASTE2		70	70	7	8.0	7-1	HOL 5.5D	5/1	41	2

SYNTHESIS POWER RANKINGS AND FRACTALS																								
=====										=====														
										PRIM										SUPP				
										E L C T H F F S F E T T														
										P P P T E W X P X S P														
										R R R R - - - - - - - - - -														
										R R R R - - - - - - - - - -														
										R R R R - - - - - - - - - -														
										R R R R - - - - - - - - - -														
										R R R R - - - - - - - - - -														
										R R R R - - - - - - - - - -														
										R R R R - - - - - - - - - -														
										R R R R - - - - - - - - - -														
										R R R R - - - - - - - - - -														
										R R R R - - - - - - - - - -														
										R R R R - - - - - - - - - -														
										R R R R - - - - - - - - - -														
										R R R R - - - - - - - - - -														
										R R R R - - - - - - - - - -														
										R R R R - - - - - - - - - -														
										R R R R - - - - - - - - - -														
										R R R R - - - - - - - - - -														
										R R R R - - - - - - - - - -														
										R R R R - - - - - - - - - -														
										R R R R - - - - - - - - - -														
										R R R R - - - - - - - - - -														
										R R R R - - - - - - - - - -														
										R R R R - - - - - - - - - -														
										R R R R - - - - - - - - - -														
										R R R R - - - - - - - - - -														
										R R R R - - - - - - - - - -														
										R R R R - - - - - - - - - -														
										R R R R - - - - - - - - - -														
										R R R R - - - - - - - - - -														
										R R R R - - - - - - - - - -														
										R R R R - - - - - - - - - -														
										R R R R - - - - - - - - - -														
										R R R R - - - - - - - - - -														
										R R R R - - - - - - - - - -														
										R R R R - - - - - - - - - -														
										R R R R - - - - - - - - - -														
										R R R R - - - - - - - - - -														
										R R R R - - - - - - - - - -														
										R R R R - - - - - - - - - -														
										R R R R - - - - - - - - - -														
										R R R R - - - - - - - - - -														
										R R R R - - - - - - - - - -														
										R R R R - - - - - - - - - -														
										R R R R - - - - - - - - - -														
										R R R R - - - - - - - - - -														
										R R R R - - - - - - - - - -														
										R R R R - - - - - - - - - -														
										R R R R - - - - - - - - - -														
										R R R R - - - - - - - - - -														
										R R R R - - - - - - - - - -														
										R R R R - - - - - - - - - -														
										R R R R - - - - - - - - - -														
										R R R R - - - - - - - - - -														
										R R R R - - - - - - - - - -														
										R R R R - - - - - - - - - -														
										R R R R - - - - - - - - - -														
										R R R R - - - - - - - - - -														
										R R R R - - - - - - - - - -														
										R R R R - - - - - - - - - -														
										R R R R - - - - - - - - - -														
										R R R R - - - - - - - - - -														
										R R R R - - - - - - - - - -														
										R R R R - - - - - - - - - -														
										R R R R - - - - - - - - - -														
										R R R R - - - - - - - - - -														
										R R R R - - - - - - - - - -														
										R R R R - - - - - - - - - -														
										R R R R - - - - - - - - - -														
										R R R R - - - - - - - - - -														
										R R R R - - - - - - - - - -														
										R R R R - - - - - - - - - -														
										R R R R - - - - - - - - - -														
										R R R R - - - - - - - - - -														
										R R R R - - - - - - - - - -														
										R R R R - - - - - - - - - -														
										R R R R - - - - - - - - - -														
										R R R R - - - - - - - - - -														
										R R R R - - - - - - - - - -														
										R R R R - - - - - - - - - -														
										R R R R - - - - - - - - - -														
										R R R R - - - - - - - - - -														
										R R R R - - - - - - - - - -														
										R R R R - - - - - - - - - -														
										R R R R - - - - - - - - - -														
										R R R R - - - - - - - - - -														
										R R R R - - - - - - - - - -														
										R R R R - - - - - - - - - -														
										R R R R - - - - - - - - - -														
										R R R R - - - - - - - - - -														
										R R R R - - - - - - - - - -														
										R R R R - - - - - - - - - -														
										R R R R - - - - - - - - - -														
										R R R R - - - - - - - - - -														
										R R R R - - - - - - - - - -														
										R R R R - - - - - - - - - -														
										R R R R - - - - - - - - - -														
										R R R R - - - - - - - - - -														
										R R R R - - - - - - - - - -														
										R R R R - - - - - - - - - -														
										R R R R - - - - - - - - - -														
										R R R R - - - - - - - - - -														
										R R R R - - - - - - - - - -														
										R R R R - - - - - - - - - -														
										R R R R - - - - - - - - - -														
										R R R R - - - - - - - - - -														
										R R R R - - - - - - - - - -														
										R R R R - - - - - - - - - -														
										R R R R - - - - - - - - - -														
										R R R R - - - - - - - - - -														
										R R R R - - - - - - - - - -														
										R R R R - - - - - - - - - -														
										R R R R - - - - - - - - - -														
										R R R R - - - - - - - - - -														
										R R R R - - - - - - - - - -														
										R R R R - - - - - - - - - -														
										R R R R - - - - - - - - - -														
										R R R R - - - - - - - - - -														
										R R R R - - - - - - - - - -														
										R R R R - - - - - - - - - -														
										R R R R - - - - - - - - - -														
										R R R R - - - - - - - - - -														
										R R R R - - - - - - - - - -														
										R R R R - - - - - - - - - -														
										R R R R - - - - - - - - - -														
										R R R R - - - - - - - - - -														
										R R R R - - - - - - - - - -														
										R R R R - - - - - - - - - -														
										R R R R - - - - - - - - - -														
										R R R R - -														

6

DMR0902(7) 5.5 D ST 2 \$100,000 PR=83

				BOTTOM LINE				BETTING LINE				
(##)	PN	CNAME	Ld	SR	PR	BAL	LS	ODDS	TRKDISTS	M/L	DAYS	AGE
(7)	W 6	I'MON2		84	75	4	22.5	EVEN	PLN 5.0D	15/1	35	2
(11)	10	PROUD1		85	72	4	21.4	8-5	DMR 5.0D	6/1	26	2
(1)	1	AVENU1		84	75	6	18.4	5-2	HOL 5.0D	3/1	55	2
(9)	8	STARS1		81	72	10	13.0	4-1	DMR 5.0D	4/1	31	2
(2)	1A	SIZZL2		80	75	6	11.8	5-1	PLN 5.0D	3/1	35	2
(5)	4	RENO 1		75	83	16	4.5	12-1	DMR 6.0D	9/2	35	2
(6)	5	TOUR 2		79	72	16	4.0	12-1	HOL 5.0D	7/2	35	2
(3)	2	CUT F1		79	72	12	4.0	12-1	DMR 5.5D	15/1	17	2
(10)	9	BOLD 1		74	80	16	1.0	20-1	HOL 5.5D	12/1	74	2
(8)	7	AMBER1		74	72	21	0.0	20-1	DMR 5.5D	20/1	17	2
(4)	3	CHUBB1		78	72	19	0.0	20-1	DMR 6.0D	30/1	21	2

ALL ↑

AFTER HIDE

DMR0902(7) 5.5 D ST 2 \$100,000 PR=83

AFTER HIDE			BOTTOM LINE -- BETTING LINE									
(##)	PN	CNAME	Ld	SR	PR	BAL	LS	ODDS	TRKDISTS	M/L	DAYS	AGE
(4)	W 6	I'MON2		84	75	4	22.5	EVEN	PLN 5.0D	15/1	35	2
(6)	10	PROUD1		85	72	4	21.4	8-5	DMR 5.0D	6/1	26	2
(1)	1	AVENU1		84	75	6	18.4	5-2	HOL 5.0D	3/1	55	2
(2)	1A	SIZZL2		80	75	6	15.8	7-2	PLN 5.0D	3/1	35	2
(5)	8	STARS1		81	72	10	14.0	7-2	DMR 5.0D	4/1	31	2
(3)	4	RENO 1		75	83	12	8.5	7-1	DMR 6.0D	9/2	35	2

2W 46⁸⁰ - 8/15⁰⁰

SYNTHESIS POWER RANKINGS AND FRACTALS

										*****				PRIM										SUPP								
				B	L	T	PRIM			SUPP			FRACT							E	L	C	T	H	F	F	S	F	E	T	T	
				A	S	O	---			---			---							P	P	P	T	E	W	X	P	X				
-----				L	P	T	LS	R	LS	R	E	L	N	-----						R	R	R					R					
##	PNCNAME	LdNT	SR	-	-	-	-	-	-	-	-	-	-	-	-	-	-	-	-	-	-	-	-	-	-	-	-	-	-	-		
1	1 AVENU1		84	6	4	4	20	3	15	2	3	3	2	PRE	4.0																	
2	1A SIZZL2	2	80	6	5	3	24	4	20	3	4	4	4	EAR																		
3	4 RENO 1		75	12	2	6	32	6	30	5	6	6	6	EAR	3.0																	
4	6 I'MON2	2	84	4	3	1	15	2	8	1	2	2	3	E/P	1.0																	
5	8 STARS1		81	10	1	5	28	5	24	4	5	5	5	E/P	4.0																	
6	10 PROUD1		85	4	4	2	14	1	8	1	1	1	1	PRE	3.0																	

Del Mar Results

Del Mar Thoroughbred Club, Inc. Del Mar, California.
Copyright 1996 by Daily Racing Form, Inc. Reproduction prohibited.
All finishes confirmed by Eclipse Photography, Inc.
Wednesday, September 2, 1998. 37th day of a 43-Day Meeting.

2314—FIRST RACE. 6 Furlongs. Purse \$37,000. Fillies, 2-year-olds

Index	Horse and Jockey	WL	PP	ST	1/4	1/2	3/4	Str.	Fin.	To \$1
2115	Sum Nice, C Nakatani	120	4	3	1hd	1 1/4	-	14	17	3.80
2125	Bella Villa, C McCarron	120	5	1	2hd	22	-	2 1/2	22 1/2	1.00
2024	Cee Dreams, F Valenzuela	120	3	4	4 1/4	44	-	31	32	4.50
2010	Master Blesier, V Espinoza	120	1	5	3 1/4	6	-	53	45 1/2	10.50
2125	A-Bert Lee, M Garcia	120	2	6	8	3hd	-	4 1/2	53	3.70
2011	A-Curious Madeline, G Almeida	120	6	2	5 1/2	5 1/2	-	8	6	3.70

Scratched—Kris Truce (fr).

4—SUM NICE.....9.60 3.40 2.40
5—BELLA VILLA.....2.20 2.20
4—CEE DREAMS.....2.60

Off: 2:00 Time: 22.2:46:58.2 1:11 4/5, Track: Clear & Fast. Winner-ch 12 Chief Honcho-Aff For Sunning-Summing Trainer David Cross Jr Owner Kyohel Takeda. Mutuel Pool \$228,546. Exacta Pool \$139,860. Quinella Pool \$24,056.

\$1 EXACTA (5-6) \$9.80 \$2 QUINELLA (5-6) \$8.00

2315—SECOND RACE. 6 Furlongs. Purse \$11,000. 3-year-olds and up.

Index	Horse and Jockey	WL	PP	ST	1/4	1/2	3/4	Str.	Fin.	To \$1
2131	Dobob, O Vergara	117	4	3	1 1/4	1 3/4	-	12 1/2	13	3.10
2253	Never Failed, O Berrio	117	6	2	5 1/4	4 1/4	-	35	2 1/2	4.50
7005	April The Eighth (GB), M Pedroza	117	7	4	3 1/4	3 1/4	-	21	34 1/2	3.80
2211	Helo Passer, F Alvarado	117	1	7	6 1/4	6 1/4	-	4hd	41	13.50
2153	Persuade Me, W Dieguez	110	3	5	4 1/4	5 1/4	-	8 1/2	5 1/2	3.00
6330	Boysville, J Gonzalez	112	2	6	7	7	-	5hd	61	19.70
2230	Candelito, S Stevens	117	5	1	2 1/2	2hd	-	7	7	4.30

No Scratches.

4—DOBOB.....8.20 4.40 4.20
5—NEVER FAILED.....4.40 4.00
7—APRIL THE EIGHTH.....4.80

Off: 2:30 Time: 22.2:45.4:58 1:10 3/5, Track: Clear & Fast. Winner-ch 4 Night Above- Les a Trappe-Les Aspres (Fr) Trainer Henry Moreno Owner D & L Trucking Inc. Mutuel Pool \$317,279.30. Daily Double Pool \$120,282. Exacta Pool \$255,431. Quinella Pool \$40,243.

\$1 EXACTA (4-6) \$19.80 \$2 QUINELLA (4-6) \$25.40
\$2 DAILY DOUBLE (5-4) \$43.20

2316—THIRD RACE. One Mile. Purse \$35,156. Maiden 2-year-olds.

Index	Horse and Jockey	WL	PP	ST	1/4	1/2	3/4	Str.	Fin.	To \$1
2248	Petroff, E Delahoussaye.....	118	4	1	1 1/4	1 1/4	1 1/4	13 1/2	18	6.50
	Isaypeta, O Vergara.....	118	1	6	7	7	52 1/2	44	22	30.60
2136	Northern Avenue, C McCarron.....	118	2	5	5 1/4	5 1/2	32	31	21	5.50
2029	Pick Up Stars, E Ramsammy.....	118	3	3	2nd	2 1/4	21 1/2	2hd	14	10.90
2187	Snowed Out, B Blanc.....	118	6	4	4 1/2	4 1/2	41 1/4	53	55	3.80
2082	Affix To Be, D Flores.....	118	7	2	3hd	3hd	6 1/4	6 1/4	6 1/4	32.10
2082	Rewart, A Solis.....	118	5	7	6 1/2	6 3/4	7	7	7	15.40
No Scratch.										

No Scratches.

4—PETROFF.....15.00 7.40 3.20
1—ISAYPETE.....25.80 6.20
2—NORTHERN AVENUE.....2.20

Off: 3:00 Time: 22.3:46.2 1:11 3/5, 1:24 3/5, 1:37 3/5, Track: Clear & Fast. Winner-b 2 Tsunami Slew-Unification-Hold Your Peace Trainer David LaCroix Owner Meadowbrook Farm & Petroff. Mutuel Pool \$348,036.80. Exacta Pool \$390,122. Quinella Pool \$57,474. Pick Three Pool \$106,294.

\$1 EXACTA (4-1) \$126.50 \$2 QUINELLA (1-4) \$176.00
\$1 PICK THREE (5-4-4) \$124.90

2317—FOURTH RACE. 1 1/16 Miles Turf. Purse \$57,000. Allowance.

Index	Horse and Jockey	WL	PP	ST	1/4	1/2	3/4	Str.	Fin.	To \$1
2164	Troika, C McCarron	117	1	1	21	21	-	22 1/2	1 1/4	1.40
2164	Inchacoolley (fr), Delahoussaye	117	3	4	1 1/4	1 1/4	-	1 1/4	22	7.40
9713	Pomona (GB), K Desormeaux	117	6	5	4 1/4	31	-	31	32 1/2	5.10
2164	Elakapela (NZ), J Kameel	118	2	3	3hd	4 1/4	-	41 1/4	42 1/2	10.10
2164	Desert Jade, C Nakatani	117	5	2	5hd	5hd	-	5 1/4	5 1/4	18.30
1546	Highest Dream (fr), V Espinoza	117	4	6	6	6	-	6	6	13.00

Scratched—Sambac.

1—TROIKA.....4.90 2.90 2.20
3—INCHACOLEY.....5.40 2.90
7—POMONA.....2.20

Off: 3:31 Time: 25:49.3 1:13 3/5, 1:36 2/5, 1:42 1/5, Track: Clear & Firm. Winner-ch 14 Strawberry Road (Aus)-Estrepe-Vaguely Noble (GB) Trainer W I Mott Owner Allen E Paulson. Mutuel Pool \$399,308.40. Exacta Pool \$368,625. Quinella Pool \$68,946. Pick Three Pool \$100,846.

\$1 EXACTA (1-3) \$10.80 \$2 QUINELLA (1-3) \$17.40
\$1 PICK THREE (4-4-1) \$130.00

2318—FIFTH RACE. 6 Furlongs. Purse \$39,000. Maiden fillies and mares, 3-year-olds and up, bred in California.

Index	Horse and Jockey	WL	PP	ST	1/4	1/2	3/4	Str.	Fin.	To \$1
2041	Sixty Three Dreams, D Flores	118	2	3	1 1/4	1 1/4	-	13 1/2	3 1/2	3.20
—	Why Knott Me, C Black	118	4	9	9	8 1/2	-	4 1/2	23	8.30
—	Always In A Tizzy, E Ramsammy	122	8	4	5 1/4	4 1/4	-	2 1/2	32	2.40
9168	A-Danza Perdida, B Blanc	118	6	6	6 3/4	2hd	-	32 1/2	41 1/4	2.80
2141	Raise A Daisy, M Hunter	118	7	1	4hd	5hd	-	51	5 1/2	28.00
—	Powder Report, M Garcia	118	1	7	2hd	3hd	-	6 1/2	6 1/2	38.60

2238	A-Estafa Telefonica, J Gonzalez	113	9	2	7 1/4	6hd	-	7 1/2	72	2.80
—	Miss Bountiful, E Delahoussaye	118	5	5	3hd	7 1/2	-	63	62	3.60
2031	Khe's N Bells, I Enriquez	118	3	8	8 1/2	9	-	9	9	52.00

No Scratches.

3—SIXTY THREE DREAMS.....6.40 4.80 2.80
5—WHY KNOTT ME.....7.00 4.20
8—ALWAYS IN A TIZZY.....3.00

Off: 4:02 Time: 22:45.2:58.1 1:11 3/5, Track: Clear & Fast. Winner-b 13 Cullass Realty-Chip's De Mere-Our Blue Chip Trainer Sanford Shulman Owner Larry Rosenberg. Mutuel Pool \$330,989.30. Exacta Pool \$213,538. Quinella Pool \$37,779. Trifecta Pool \$255,721. Pick Three Pool \$132,724.

\$1 EXACTA (3-5) \$26.60 \$1 PICK THREE (4-1-3) \$151.10
\$2 QUINELLA (3-5) \$31.00 \$1 TRIFECTA (3-5-6) \$117.70

2319—SIXTH RACE. 6 Furlongs. Purse \$43,008. Allowance. Fillies and mares, 3-year-olds and up.

Index	Horse and Jockey	WL	PP	ST	1/4	1/2	3/4	Str.	Fin.	To \$1
2201	Lady Cadet, L Pincay Jr	117	8	1	6 1/4	6 1/4	-	1 1/4	1 1/4	5.10
2073	Beguiled, D Flores	116	4	6	5 1/4	5hd	-	5 1/2	2 1/2	8.90
2201	Sheza Valentine, C Black	122	1	7	3hd	4 1/4	-	2hd	3 1/4	8.40
9488	Secret Advice R.N., C Nakatani	115	5	8	7 1/4	7 3/4	-	6 1/2	4 1/4	2.80
2068	Excite, V Espinoza	115	6	2	4 1/4	3hd	-	7 1/2	5 1/2	7.00
2173	Life Twilight, K Desormeaux	115	3	5	1 1/4	2 1/4	-	4hd	6 1/4	1.70
2201	Okied Statue, M Garcia	115	2	4	2 1/4	1hd	-	31	7 1/2	21.90
2201	Calamity, T Gondron	115	7	3	8	8	-	8	8	42.70

No Scratches.

8—LADY CADET.....12.20 8.00 3.80
4—BEQUILED.....8.00 5.20
1—SHEZA VALENTINE.....4.80

Off: 4:30 Time: 21.4:45:57.2 1:10 2/5, Track: Clear & Fast. Winner-b 14 Blazing Bar-Fairway Goddess-Fairway Phantom Trainer Peter Euron Owner Alaska & Bran Jam Stable & Cappelli. Mutuel Pool \$333,041.30. Exacta Pool \$209,190. Quinella Pool \$38,732. Trifecta Pool \$233,867. Pick Three Pool \$132,879.

\$1 EXACTA (5-4) \$49.60 \$1 PICK THREE (1-3-6) \$96.60
\$2 QUINELLA (4-8) \$43.80 \$1 TRIFECTA (8-4-1) \$307.00

2320—SEVENTH RACE. 5 1/2 Furlongs. Purse \$100,000-Added. 1'm Smokin. 2-year-olds.

Index	Horse and Jockey	WL	PP	ST	1/4	1/2	3/4	Str.	Fin.	To \$1
2061	Immoniferyou, A Solis	115	7	4	10 1/2	10 1/2	-	8 1/2	1 1/2	22.40
2092	Starship, K Desormeaux	117	9	1	2hd	1hd	-	1hd	2 1/4	4.70
2193	Cut For Luv, M Garcia	117	1	7	4 1/4	4 1/4	-	31	3 1/2	31.20
2061	Reno Hightower, C Black	117	4	11	11	11	-	9 1/4	4hd	9.30
1390	Bold N Brawny, D Flores	117	10	3	7hd	7 1/2	-	72	5 1/2	34.80
2124	Proud Louis, J Valdivia	115	11	2	31	3 1/4	-	22	6 1/2	3.10
2061	Tour Pure, E Delahoussaye	116	5	8	8 1/2	8hd	-	61	7 1/2	19.90
2193	Amber's Beau, B Blanc	113	8	10	9 1/2	9hd	-	11	6 1/2	15.70
2061	A-Sizzling Summer, Ramsammy	117	6	9	5 1/4	5 1/4	-	4 1/4	9 1/2	1.30
2180	Chubby's Brother, J Steiner	118	2	6	8 1/4	8 1/4	-	10 1/2	10 1/2	64.00
1502	A-Avenue Of Style, V Espinoza	115	3	5	1hd	2 1/4	-	5hd	11	1.30

Scratched—Hercules.

6—IMMONIFERYOU.....46.80 15.00 8.60
8—STARSHIP.....6.40 4.20
2—CUT FOR LUV.....9.20

Off: 5:01 Time: 21.3:45:58 1:04 4/5, Track: Clear & Fast. Winner-gr c 2 Incidental-Tan Line-Native Wizard Trainer Jerry Dutton Owner Dutton & Harrington. Mutuel Pool \$348,398.10. Exacta Pool \$216,006. Quinella Pool \$32,209. Trifecta Pool \$277,063. Pick Three Pool \$102,852.

\$1 EXACTA (6-8) \$117.20 \$1 PICK THREE (3-6-6) \$1,013.50
\$2 QUINELLA (6-8) \$65.00 \$1 TRIFECTA (6-8-2) \$1,992.30

2321—EIGHTH RACE. One Mile Turf. Purse \$50,000. Fillies, 3-year-olds. Claiming price \$62,500-55,000.

Index	Horse and Jockey	WL	PP	ST	1/4	1/2	3/4	Str.	Fin.	To \$1
2126	Ann Arbor, I Enriquez	115	1	4	3hd	4 1/4	-	22	12	8.80
2030	Bang Up Play, L Pincay Jr	117	7	6	6 1/2	5 1/4	-	13 1/2	22	0.90
2189	Go Girl Gone, F Valenzuela	116	2	5	5 1/4	6 1/4	-	42	3 1/2	5.70
2175	Blue Eyed Lil, E Ramsammy	115	4	9	7 1/4	7 3/4	-	5hd	41	5.20
2259	DO-Cherryka, D Sorenson	115	6	2	12 1/2	12	-	2 1/4	3 1/2	27.60
2232	Somer Wonders, C Ronson	116	8	1	22	2 1/4	-	4 1/2	6 1/2	24.60
2037	Mammoth Miss, D Flores	116	5	8	9	8 1/2	-	62	7 1/4	12.20
2232	Starlight Dreams, Delahoussaye	116	9	7	8 1/4	9	-	9	8hd	11.00
2126	Sue Special, G Almeida	115	3	4	3hd	3hd	-	7 1/4	9	22.00

No Scratches.

1—ANN ARBOR.....19.80 5.20 3.40
7—BANG UP PLAY.....3.20 2.80
2—GO GIRL GONE.....3.60

Off: 5:32 Time: 22.2:46.2 1:10 3/5, 1:22 4/5, 1:35 1/5, Track: Clear & Firm. Winner-ch 3 Turkmen-Loran-Topsider Trainer Kevin Lewis Owner Dennis E Weir. Mutuel Pool \$331,374.30. Daily Double Pool \$126,813. Exacta Pool \$238,364. Quinella Pool \$34,055. Trifecta Pool \$272,663. Superfecta Pool \$162,932. Pick Three Pool \$132,230.

\$1 EXACTA (1-7) \$25.50 \$2 DAILY DOUBLE (6-1) \$503.40
\$2 QUINELLA (1-7) \$16.80 \$1 PICK THREE (6-6-1) \$1,287.10
\$1 TRIFECTA (1-7-2) \$106.10 \$1 SUPERFACTA (1-7-2-4) \$384.70

Pick Six winning numbers: 4-1-3-8-6-1. Pick Six pool \$271,255. No tickets with 6 winners. 23 tickets with 5 winners paid \$2,818.60. Pick Six carryover \$151,267.12.

Pick All numbers: 3/5/6-4/8-1/4-1/3-3/5-4/6/8-1/7. Pick All pool \$39,742. 2 tickets with 8 winners paid \$15,661.00.

On-Track Attendance 8,967. Mutuel Handle \$1,537,081. Inter-Track Attendance 11,447. Mutuel Handle \$3,713,395. Out of State Attendance N/A. Mutuel Handle \$3,255,958. Total Attendance 20,414. Mutuel Handle \$8,506,434.

Summary: When you do not get the same positive result as I did and as Robert from Compton, it's because you are not following directions. Re-read Follow Ups from #60 through current.

DOC SARTIN

DARWINISM – Survival of the Fittest in Handicapping

QUOTE FROM RECENT LETTER:

"Sometimes have mixed results from Pace Launcher 3. Some days it's like GOD! I picked 4 days with 100% winners. Other days, uggg. So far I'm ahead. Often I leave out the place horse. Sometimes I don't get 67% winners in my top 3 BL/BL."

A lot of people might envy you. Remember, we no longer focus on WIN percent as much as R.O.I. Profit from overlays is a more important goal than just number or percent of winners. If you hold out for a minimum of 5-2, a \$7 win mutuel, here's a typical case from a long survey of actual MINIMUM profit clients PL4/Synthesis records:

WINS based on \$2.00 Bets

3 @	\$7.20 = \$21.60
2 @	\$12.00 = \$24.00
1 @	\$21.00 = \$21.00
2 @	\$9.40 = \$18.80
1 @	\$14.00 = \$14.00

He might also consider moving up to PL4 or Synthesis.

Dick Mitchell once wrote that 20% profit was professional level. Mark Cramer wrote in the C&O Report that Barry Meadow survives on a 4 (FOUR) percent profit.

In Cramer's report on our BL/BL proficiency we earned him a \$258 profit over 6 days of racing. The bets were \$2 each. That's a BIG R.O.I., especially in 6 days of racing. That's why it took up 14 pages of the last C&O Report.

The profits on his 2nd \$100 investment were almost as high and they went to to the Maryknoll Fathers in Ossining, N.Y. Cramer sent those profits to Tom Ainslie, who delivered it to the good padres.

I personally demand an overall profit of about 50%. BUT, I don't make it daily. The average comes from a few BIG hits and huge backup PLACE prices which I get frequently because I look hard for them.

The much publicized conflict between Darwinists and fundamentalist Christians goes far deeper than just the argument over creation and evolution. Monotheistic religions hold that all humans are brothers and have a responsibility for each other's welfare. The degree of that responsibility differs between various sects but the concept is germane in Christianity. Darwin's evolution theory stresses survival of the fittest AND natural selection. The Judeo-Christian ethic seeks universal brother/sisterhood and concern for the Lambs that go astray.

Even as handicapping is a microcosm of life so does the attitude of its various experts mirror the chasm between the philosophies of Darwin and Jesus and other benevolent Messiahs.

We can be Christians by faith and commitment to a given church, but the reality of horse race handicapping dictates that we must subscribe to the concept of survival of the fittest or we'll go broke. The money we make is taken NOT from tracks but from our extended spiritual family of man/womankind.

Some truly good people feel bad about this.

My advice is: surf the Internet and read some of the comments made by horseplayers. There's a lot of malevolence out there, much of it born of pure ego-centered ignorance topped by flagrant stupidity and the UNwillingness to study the REALITIES of Today's, probably ANY day's, racing. They use the embittered language of perennial losers. THEY are NOT lambs gone astray, they are the devil's disciples. Forgive them for they know not what they do is too charitable a phrase for any who are not Messiahs.

If you read enough of their comments you'll feel MUCH better about "taking" their money.

Just don't become one of them because you THINK you know more than you actually do. Act out that notion and you'll lose. If a handicapping giant like TOM AINSLIE can subordinate his deservedly earned ego to Synthesis Readouts, I figure I can too...and so can YOU!

I am not personally making any argument, pro or con, on Darwinism or evolution but on ANOTHER aspect of Darwinism, "Natural Selection," we can go beyond just Darwinism, even exclude it. "Natural Selection" is a worthy topic regardless of religious belief. Essentially it describes ADAPTATION. In our human species, Adaptation to a SPECIFIC ENVIRONMENT. Humanizing Darwin's theory and isolating it to our own endeavors, it says that some of us have innate characteristics that make it possible, perhaps even easy, to ADAPT to the nuances intrinsic in the state of TODAY'S handicapping and OTHERS do NOT.

In the eye of God we may all be created equal. But in the eyes of any mutual clerk or auto-teller, we're NOT. Some have readily adapted to the specific environment of profiting from horse racing. Others fail to adapt either through their inherent nature or stubborn resistance.

This issue is dedicated to helping those to whom "Natural Selection" and the ability to successfully ADAPT has NOT come easy. It is also for those who feel they had it made until one day they failed to let their handicapping attitudes and procedures EVOLVE into that which is viable in TODAY'S handicapping world.

BLINDLY USING BEST OF LAST 3 LINES

DOC SARTIN

Here is a race that is a case-in-point against *blindly* following, and making a strict RULE of ANY GUIDELINE. Despite so many advertisements in magazines and the mails, there is NO such thing as a BLACK BOX! NOTHING about making a profit in racing is purely AUTOMATIC. A little brain work is still required. Most clients, even some I suspected of being too inexperienced, won this race because they did NOT use the THIRD line back for AUNT. They saw that it was pulled up 14 days ago and a dismal finish by 27+ lengths, with a SR of 57, two back, and properly threw out the ailing animal instead of going 3 back to its BEST ever race at a comparable So. Calif. track.

8 AUNT JOSIE AGE=3											
L	DAYS	TRK	RCODISTS	1STC	2NDC	FINC	BL1	BL2	BLS	BLF	SR
1	14	HOL	1FT 6.5D			EASED					X
2	41	HOL	5FT 6.0D	21.8	45.2	110.3	5.50	5.80	10.10	27.10	57X
3	59	HOL	2FT 6.0D	22.5	45.4	110.4	0.00	1.10	2.60	2.80	81
4	73	GG	7FT 6.0D	22.1	44.9	110.5	0.50	0.50	1.50	0.00	83
5	121	SA	4FT 6.0D	21.6	44.9	111.5	1.10	2.10	2.10	0.60	78
6	136	SA	6FT 6.0D	21.3	44.9	110.9	6.40	10.10	7.20	5.80	76
7	164	SA	5GD 6.5D	22.4	46.1	112.1	0.00	0.00	0.00	0.00	76
8	186	SA	1FT 6.0D	21.8	44.6	110.0	1.00	1.50	3.50	6.00	80
9	213	SA	3FT 6.0D	22.1	45.6	112.2	1.00	1.10	1.10	0.00	75
A	229	HOL	2FT 6.0D	22.0	45.3	110.6	0.60	6.50	12.10	15.30	68
B	273	BM	7FT 6.0D	22.3	45.4	110.7	1.00	2.10	10.10	15.10	68
C	293	SA	4FT 6.5D	22.7	46.4	111.9	0.15	0.00	0.00	0.00	76

First a readout using AUNT from three back.

DMR0729 1 6.0 D CL 3 F \$17,000 CP=\$16,000												
BOTTOM LINE -- BETTING LINE												
(##)	PN	CNAME	Ld	SR	PR	BAL	LS	ODDS	TRKDIST	M/L	DAYS	AGE
(7)	8	AUNT ③✓		81	81	4	21.4	8-5	HOL 6.0D	6/1	14	3
(1)	1	LIGHT2		82	79	7	19.3	2-1	HOL 6.0D	5/1	18	3
(5)	5	CITY 1P		79	80	8	18.3	5-2	HOL 6.0D	5/2	18	3
(3)	3	RAISE1W		79	79	5	17.3	5-2	GG 6.0D	6/1	56	3
(2)	2	FIRST1		76	82	8	8.3	7-1	HOL 6.0D	7/2	17	3
(4)	4	LOTS 1		72	75	10	3.0	20-1	HST 6.5D	15/1	32	3
(6)	7	ELEVA1		70	79	14	2.0	20-1	HOL 6.5D	5/1	14	3

SYNTHESIS POWER RANKINGS AND FRACTALS

=====												PRIM				SUPP											
				B	L	T	PRIM	SUPP	FRACT																		
				A	S	O							E	L	C	T	H	F	F	S	F	T	T				
				L	P	T	LS	R	LS	R	E	L	N	ESP	SCBL	P	P	P	T	E	W	X	P	X		T	P
##	PNCNAME	LdNT	SR													R	R	R					R			S	P
1	1 LIGHT2		82	7	1	2	17	1	8	1	4	2	1	PRE	5.0	7	1	1	2	1	4	1	2	1	1	2	2
2	2 FIRST1		76	8	5	5	34	4	20	4	3	3	3	E/P	4.0	6	3	5	7	5	6	2	5	2	5	4	4
3	3 RAISE1		79	5	3	3	21	2	19	3	3	4	4	EAR		1	5	4	1	3	2	5	4	5	4	3	3
4	4 LOTS 1		72	10	4	6	40	5	31	5	5	6	6	EAR		4	6	6	6	7	5	6	6	6	7	6	6
5	5 CITY 1		79	8	2	4	23	3	19	3	1	5	5	EAR	1.0	2	4	3	4	4	3	3	3	3	3	5	5
6	7 ELEVA1		70	14	7	7	44	6	34	6	6	7	7	EAR	2.0	5	7	7	5	6	7	7	7	7	6	7	7
7	8 AUNT 3		81	4	6	1	17	1	9	2	2	1	2	E/P	2.0	3	2	2	3	2	1	4	1	4	2	1	1

FRACTALS WEIGHTED: E=Early L=Late N=Normal

Now look how the rankings of actual winner improve after eliminating AUNT via our HIDE feature. The actual winner, RAISE, goes from BL/BL FOURTH tier to SECOND and pays \$16. Furthermore the place horse, CITY, goes from 3rd to FIRST and keys the \$21.80 Quinella. Dare I mention that the show horse, LIGHT, now ranks 3rd and the Trifecta pays \$158.60.

DMR0729 1 6.0 D CL 3 F \$17,000 CP=\$16,000 PR=79												
BOTTOM LINE -- BETTING LINE												
(##)	PN	cNAME	Ld	SR	PR	BAL	LS	ODDS	TRKDIST	M/L	DAYS	AGE
(5)	5	CITY 1	P	79	80	6	21.8	8-5	HOL 6.0D	5/2	18	3
(3)	3	RAISE1	W	79	79	4	20.9	9-5	GG 6.0D	6/1	56	3
(1)	1	LIGHT2	S	82	79	6	20.3	9-5	HOL 6.0D	5/1	18	3
(2)	2	FIRST1		76	82	6	12.5	9-2	HOL 6.0D	7/2	17	3
(4)	4	LOTS 1		72	75	8	9.0	6-1	HST 6.5D	15/1	32	3
(6)	7	ELEVA1		70	79	12	5.0	10-1	HOL 6.5D	5/1	14	3

SYNTHESIS POWER RANKINGS AND FRACTALS

=====																PRIM										SUPP									
				B L T PRIM SUPP								FRACT								E L C T H F F S F E T T															
				A S O																P P P T E W X P X S P															
				L P T LS R LS R								E L N				ESP SCBL				R R R - - - - - R															
				---								---				---				---															
##	PNCNAME LdNT		SR	L	P	T	LS	R	LS	R	E	L	N	ESP	SCBL	R	R	R	T	E	W	X	P	X	S	P									
				---								---				---				---															
1	1	LIGHT2	82	6	1	1	15	1	7	1	3	1	1	PRE	5.0	6	1	1	2	1	3	1	3	1	1	1									
2	2	FIRST1	76	6	5	4	28	4	16	4	2	2	2	E/P	4.0	5	2	4	6	4	5	2	4	2	4	3									
3	3	RAISE1	79	4	3	2	16	2	13	2	2	3	3	EAR		1	4	3	1	2	1	4	2	4	3										
4	4	LOTS 1	72	8	4	5	33	5	25	5	4	5	5	EAR		3	5	5	5	6	4	5	5	5	5										
5	5	CITY 1	79	6	2	3	18	3	14	3	1	4	4	EAR	1.0	2	3	2	3	3	2	3	1	3	2										
6	7	ELEVA1	70	12	6	6	37	6	30	6	5	6	6	EAR	2.0	4	6	6	4	5	6	6	6	6	6										

FRACTALS WEIGHTED: E=Early L=Late N=Normal

2055—FIRST RACE. 6 Furlongs. Purse \$17,000. Fillies, 3-year-olds. Claiming price \$16,000-14,000.

Index	Horse and Jockey	Wt.	PP	ST	1/4	1/2	3/4	Str.	Fin.	To \$1
1520	Raise A Rebelette, W Dieguez.....	108	3	3	31 1/2	31 1/2	-	31 1/2	1 ^{nk}	7.00
1520	City Doc, E Ramsammy.....	115	4	2	2 1/2	21 1/2	-	11	21	1.50
1520	Light Up The Year, G Stevens.....	115	1	7	7	7	-	4 ^{hd}	31 1/2	8.70
1520	Lady Savona, M Garcia.....	115	5	4	41	42 1/2	-	52	43 1/2	12.60
1536	Elevator Gail, V Espinoza.....	115	8	5	62 1/2	5 ^{hd}	-	62 1/2	5 1/4	5.80
1536	Aunt Joelle, J Gonzalez.....	108	7	1	11 1/2	1 ^{hd}	-	2 ^{hd}	63	8.70
1531	First Time Affair, R Meza.....	115	2	6	5 1/2	6 1/2	-	7	7	4.10

Scratched — Lots Of Laughs.
 Claimed — First Time Affair for Machowsky & Pyle & Schlesinger by Michael Machowsky;
 Raise a Rebelette for Blasi & Houston & Young by Barry Abrams; City Doc for Temple Webber Jr
 by RB Hess Jr.

3—RAISE A REBELETTE 16.00 5.80 3.80
 5—CITY DOC 3.20 2.80
 1—LIGHT UP THE YEAR 4.00

Off: 2:04 Time: :22.2 :45.4 :58.2 1:11 1/5, Track: Clear & Fast. Winner-dbb f 3 Raise A
 Champion-Princess Of Laughs.

\$1 EXACTA (3-5) \$21.50 \$2 QUINELLA (3-5) \$21.80
 \$1 TRIFECTA (3-5-1) \$158.60

Granted, this is only one race and a lot of clients who lose such events are winners over the long term. Yet anyone can improve their win to profit ratio by NOT BLINDLY following ANY guideline. I almost always throw out horses who were pulled up or badly beaten in their last two races. I've lost a few by following that procedure, but I've won a great many more using it.

Magnetism of the Odds On Favorite

by 'Capper

Post time approaches. The handicapping process is complete. I have the print outs. There is a list of horses, BI/BI odds and M/L odds. The choice is clear from read outs and corollaries. Investments in the #4 and the #1 are indicated, BUT the #4 is 8/5 on the morning line and at the second or third flash is at 6/5 and dropping. The #1 opens at 9/5 with a morning line of 5/2. What to do? What to do? Look at the third BI/BI horse, the #6, M/L 5/1 opens at 10. This horse has little in the way of corollary support. Post Time is getting closer. The favorite continues to get action, now at even money. Can all this money be wrong? Can all these players, insiders and outsiders, "smart money" and not, not know a sure thing? Even at even money the ROI is still 100%. What to do? What to do? Post time is getting closer. 4/5. I can't stop from being drawn to this overwhelming favorite. Indecision starts to set in, there is no value in dutching a 4/5 shot. I could single him. What to do? What to do? Is he really that good? I could pass the race. Yea, that certainly gets me out of the dilemma. It also negates an opportunity for a profitable return. Is he really that good? I need help. What kind of a race is this? Let's see, a \$10,000. claimer. Well that helps. Pretty inconsistent at this level, still, some do win and look at all the people betting on him. What to do? What to do? It's almost post time. I have been thinking about this horse so much I can barely break away to look at my options and my read outs. He has to win, doesn't he? I am being dragged in by the pull of the odds, the magnetism of a "sure" thing, the 'horsey' chat of the players.. I take a deep breath and snap the rubber band on the back of my wrist. The "Doc" says this will snap me back to my objective. I return to the thought that in ALL races the betting favorite only wins 1 out of 3. And if the #4 beats me I really will have made the better long term investment by going against short priced favorites. What to do? What to do? Post time is upon me. I look again at the read outs and make out my bet card. The investment will be using the now 4/1 #1 and the 9/1 #6 in the 60/40 Dutch. The bet is in. There is still some doubt about the favorite winning this race. Odds-on is the biggest magnet going. It seems to drag on every player's pocket, especially when it is a top ranked "figure" horse. BUT I cannot earn consistently if I lose 2 out of 3 at short odds. I let all these thoughts go as the bell goes off. The tote machines are locked. The race has begun. The favorite is now 3/5. Anxiety increases. As they turn for home the #1 has the lead and Mr. Odds On is playing catch up and will not get there. Winner #1 pays \$10.60. The #6 did get up for third. A nice mutuel for the larger portion of the dutched investment.

I had the read outs. I had the horses. I got sucked into the magnetism of an odds on favorite, just to have a win? Just to avoid a loss? And almost waited tooo long to get in the winning wager.

The 'Capper here with a race day reminder.....use the methodology, work the plan, be profitable.

'Til next time.

CLARIFICATION REQUEST...

While preparing this issue of the Follow Up, I received the following Phone Message:

MESSAGE		FOR: <u>Dad</u>	
FROM: <u>Daniel</u>	DATE: <u>8/19/98</u>	<input type="checkbox"/> Phoned you <input type="checkbox"/> Please call <input type="checkbox"/> Will call again <input type="checkbox"/> Returned your call <input type="checkbox"/> Came to see you <input type="checkbox"/> Wants to see you <input type="checkbox"/> URGENT	
OF: _____	TIME: _____		
MESSAGE: <u>FU 69 - pg 23</u>			
<u>para 1-4</u>			
<u>needs clarification</u>			
PHONE () _____	EXT: _____		
FAX () _____	BY: _____		

It came after the mailing of Follow Up 70. Since the Q is about Follow Up 69, we know this person reads and re-reads each issue. We also know that he is one of our most literate, intelligent clients whose frequent reports to us indicate a positive R.O.I.

Here are the four paragraphs to which he refers:

Over the past few months I've had good reason to welcome Mark's book. I've been going to off-site wagering centers with clients. It's often very frustrating. They download from TrackMaster into the Synthesis. I don't do any downloading. I use their readouts. I also buy a Racing Form to make sure they haven't left out any viable contenders. I view their BL/BL readouts and compare them with the odds on the tote board. Then I peruse all their Primary and Supplemental readouts and select the overlays with the most One and Two corollary rankings, with special emphasis on Factor X, TPP, Balance and how they rank on both the Primary and Secondary composites.

When the race is over I frequently go alone to the cashier window because the clients have bet different horses and come up empty.

Why? Because they didn't follow the simple process of analyzing both their BL/BL and corollary rankings. Their other problem is a sneakier one: they bet the BIGGEST overlay ONLY because it's bigger. They try to save money wagering on only ONE horse and they lose.

My directions have always been to bet the OVERLAY with the best set of corollaries AND the highest ranked horse who will pay at least \$7.

I will no longer go to a track or wagering sight with anyone who hasn't filled out at least a couple of 20 race cycles on this chart.

WIN

**PACE LAUNCHER - SYNTHESIS
WAGERING DECISION CHART**



#1 BL/BL	#2 BL/BL	#3 BL/BL	#4 BL/BL	Best P.C.	Best S.C.
SSS	SSS	SSS	SSS	SSS	SSS

I'm not sure what he wants clarified. Above I state that I do not do the TrackMaster downloading myself. I depend on the viability of the readouts from the TM readouts done by the clients. I also buy a Form in case they missed a potential winner and am usually dubious of at least some of the horses many of THEM project or extract,

I WANT TO SEE THE LINES from which they use X or p.

When I see a horse ranked one or even two that will pay at least \$7 with projected BL/BL lines of even 3-2, or 2-1, THAT horse will get one of my win wagers. Now I look at LESSER BL/BL Rankings or, though it's rare, a contender ranked HIGHER than THIS horse. I look BEYOND the TOP ranked horse and determine what corollaries best support MY OTHER Win bet, or if the odds are HIGH enough WIN-PLACE bets.

That's as complete a clarification as I can make.

The client has since e-mailed us that he got the point: BEST corollaries can only be determined by the experience of the user by Track, Distance, surface and other ancillary factors indigenous to one's PERSONAL HANDICAPPING.



Next, I'm going to repeat something I've been saying since we introduced the Pace Launcher/Synthesis series. There is no way that I can give definitive answer to the oft repeated question:

What are the best corollaries I should look for?

I'll say it again, because this cannot be stated too often:

The answer lies solely in the readouts produced by your handicapping. Consider distance, surface, relative competition level, yes; BUT to solve the problem let your mind simply absorb, through your Pace Launcher / Synthesis Wager Chart record keeping. Only you can determine which corollaries are dominant in the winner's readouts in conjunction with the Top BL/BL horses. And, remember, BL/BL is a Prime Corollary itself.

Elsewhere in this issue I'll show you how to cross out or, if you take a computer to the track or wagering site, HIDE horses with Tote odds too low to bet. This way ALL your 4th ranked horses will rise to third or even better, if you use the HIDE procedure, which is now on SYNTHESIS' SUPER SCREEN (available in the TrackMaster version only), contenders will often rise to a better position than third. I say 'better position', instead of RANKING, because BL/BL is not designed as a RANKING, per se, but as a means for finding overlays.

Here is another client missive with my answer.



Subject: cramer research

Date: Thu, 20 Aug 1998 15:19:26 EDT

From: Ald aol.com

To: shane@discover.net

hi shane hope everything is going well for everyone there.i recently bought the cramer newsletter and value handicapping mentioned in followup 69.i had worked on and bet all 25 march races mentioned in the research .as i mentioned before i use aodds gold to download and then use pl4v for confirmation.in the past i used to reduce the fields to top 6 actual odds and then load them into pl4v however by doing this i discovered that it made me miss two of the higher paying mutuals in this study.hawksley hill 16 and melrose lane 70.40 so i thought i would drop a line and share this info if anyoneelse is doing this type of thing.when i went back over the races and gave them all a line the program had both horses has prescribed.overall it had 14 winners out of 25 with an avg.mutual of 17.38 betting top 3 overlays.however there were 2 horses mentioned that even though i reworked the races i could not get.the first of these were fablous guy who your tester had at 3-1bl and went off at 45-1.march 1 race8.the second one was march 8 race 8 toda una dama 9-5 bl went off at32-1 and paid 66.60. if you could share with me how your testers got these two horses i would appreciate it.also, i have one other question.could you please tell me which corollaries are considered primary and which are considered secondary thanks

Among other things he asks: Which corollaries are Primary and which are Secondary. PC-SC are clearly separated on Synthesis. On PL 3 and 4, the PRIMARY Corollaries are on the COMPOSITE screen (below) and ALL other readouts and graphs, Supplemental or Secondary. In both cases, BL/BL is PRIMARY PL4 - PRIMARY COROLLARIES

Pace Launcher IV Composite -- ATM

HOL 6-28-97 9 7 D

#	NAME	L	N	T	EPR	LPR	CPR	TT	HID	FW	FX	LS	RANK
1	RIVER	1	1		4	3	3	4	2	3	5	24	3
2	COMMA	1	1		1	4	2	2	4	1	3	17	2
3	WINNI	2	3		3	1	1	1	1	2	1	10	1
4	ROCKW	1	2		2	5	3	3	5	2	4	24	3
5	COOLx	3	2		5	2	4	5	3	4	2	25	4

VITAL FACTORS--ATM

HOL 6-28-97 9 7 D

#	NAME	L	TOTAL	SC	R	E/DC	SCBL	3F	R	SPN	R
1	RIVER	1	167.17	56.85-	4(46.2)	99.74	1.00	53.31-	3(37.1)	91.17-	3
2	COMMA	1	169.07	58.33-	1(45.1)	99.73	0.13	52.38-	4(37.4)	94.17-	2
3	WINNI	2	169.82	57.35-	3(46.0)	99.09	6.25	54.01-	1(36.3)	98.17-	1
4	ROCKW	1	168.77	58.26-	2(45.2)	99.17	2.00	51.89-	5(38.1)	88.17-	4
5	COOLx	3	166.34	56.07-	5(47.0)	98.16	2.25	53.78-	2(36.4)	87.92-	5
HIGH			169.82	58.33	(45.1)	99.74		54.01	(36.3)	98.17	
LOW			166.34	56.07	(47.0)	98.16		51.89	(38.1)	87.92	
AVE			168.23	57.37	(46.0)	99.18		53.07	(37.2)	91.92	

* = Wire to Wire

BOTTOM LINE -- BETTING LINE

HOL 6-28-97 9 7 D

RAW				WIN ODDS ONLY				ADJUSTED✓			
BOTTOM LINE	LS	BETTING LINE	BAL	BOTTOM LINE	LS	BETTING LINE	BAL	BOTTOM LINE	LS	BETTING LINE	BAL
1 WINNI	23.0	EVEN	2	1 WINNI	22.5	EVEN	3	1 WINNI	22.5	EVEN	3
2 COMMA	19.0	EVEN	6	2 COMMA	18.0	EVEN	3	2 COMMA	18.0	EVEN	3
3 ROCKW	12.0	7-2	8	3 RIVER	11.0	4-1	7	3 RIVER	11.0	4-1	7
4 RIVER	11.0	4-1	7	3 ROCKW	11.0	4-1	7	3 ROCKW	11.0	4-1	7
5 COOLx	10.0	9-2	7	3 COOLx	11.0	4-1	7	3 COOLx	11.0	4-1	7

PL 4 MOST USEFUL SECONDARY COROLLARIES

Pace Match Up Graphic -- ATM

HOL 6-28-97 9 7 D

# NAME L N T	1C R	2C R	FT R
PACE	22.47	45.26	122.58
1 RIVER 1	23.16- 5	46.44- 4	123.59- 4
2 CONNA 1	22.57- 2	45.26- 1	123.32- 2
3 HINNI 2 3	22.81- 3	46.03- 3	122.58- 1
4 ROCKM 2	22.47- 1	45.31- 2	123.56- 3
5 COOLM 3 2	23.11- 4	47.08- 5	123.85- 5

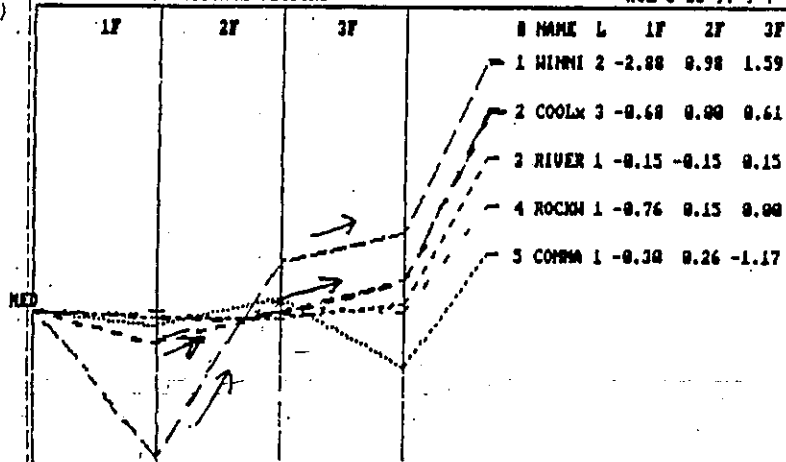
Late/Early Difference Graph -- ATM

HOL 6-28-97 9 7 D

# NAME LN H DIF	LATE	EARLY	TOTAL R
1 RIVER 1 1 -2.2			167.17- 4
2 CONNA 1 1 9.2			169.07- 2
3 HINNI 2 3 -6.4			169.02- 1
4 ROCKM 1 2 8.4			168.77- 3
5 COOLM 3 2 -8.2			166.34- 5

POR/PON CHAOS FRACTIONAL VECTORS

HOL 6-28-97 9 7 D



The rest of my answer: The races in Mark's experiment were downloaded from TrackMaster direct to Synthesis. The client asking the above uses Pace Launcher 4, and downloads through BRIS using Aodds. Ailine Best handicapped the races, I only helped in making the betting choices, All from the top 4 BL/BL, paying close attention to the PROJECTED odds vs real odds and BALANCE on Betting Line. I know which pacelines were used since they're noted on the printout. Even if he used the same lines they would be automatically adjusted, equalized and normalized via the TrackMaster download, but not the Bris. Therefore, he should EXPECT readouts and subsequent results that are not necessarily consistent with the ones cited by Mark Cramer in the C&O Report.

The best answers I can give to all such questions is contained my article in this issue citing the progress of Fred Tanaka.

More Justification for Using Your Pace Launcher / Synthesis BOTTOM LINE/BETTING LINE Wagering Decision Charts

More Pace Launcher 4/SYNTHESIS Wagering Decision reports are coming to the office. Many are from people who have visited me in person and have learned how truly VITAL the information on these charts can be.

They've also learned how to use them to their best advantage.

As I have often written, I tell these clients to wager ONLY on horses that would pay \$7 or more. Take the \$7 as a minimum, I said, and all you can get from your top THREE BL/BL (some once had to go to four but I showed them how to avoid that in SYNTHESIS). When I first started receiving these reports many overlays were coming from the #3 or even 4th BL/BL. In this column I'll produce reports that went to 4 because the clients involved DID NOT cross out or HIDE the horses having odds so LOW odds that they would not have been worthy of a bet.

An Overlay from below BL/BL #3 is a problem many face when they DON'T (1) analyze their corollaries properly. In some of his previously published reports (Follow Up #69) one client showed too much reliance on factors like TT, 2nd Call, Total Energy and other corollaries, with NO mention of FX, TS, TPP, Entropy or Fractals. He was relying on the readouts that seem to be hangover habits from outdated programs and archaic lessons from well meaning teaching members who were still fixated on Phase III type readouts. I told him to use ALL the corollaries but to *focus* more on the NEW formula Factor X, and to closely examine the SUPPLEMENTAL corollaries.

He is a very BRIGHT guy and gave up his stubborn resistance to the NEW and more revolutionary corollary formulae.

He is not only bright, he's persistent. He came to the office on five consecutive Tuesday's, bringing his reports for evaluation. He got better each week. On his last visit he brought these four reports: 2 from Del Mar, and one each from BMf and Hastings in Canada, available at California off-site wagering centers.

Sticking to my prescription his average mutuels at BMf were:

BL/BL #1 \$7.68 - BL/BL #2 \$12.20 - BL/BL #3 \$9.35 - BL/BL #4 \$16.90. All four BL/BL'S produced a profit!

In all these WIN Wager Reports, two horses were bet to win in each race. In many races the actual winner had odds so low that TWO other overlay horses were bet. These races were lost by the client. ALL LOSSES are figured in the final PROFIT analysis, answering the questions asked by some about the profitability of just wagering on horses that will pay mutuels of \$7 and UP. All wagers figured with \$2 base bet. The CIRCLED figures indicate the horses ACTUALLY BET.

WIN

PACE LAUNCHER ~ SYNTHESIS WAGERING DECISION CHART

TANAKA - BMF

RACE	#1 BL/BL	#2 BL/BL	#3 BL/BL	#4 BL/BL	Best P.C.	Best S.C.
1	\$		(8.20) 5		LPR, CAR, HE FW, FX	FX ² E ²
2	\$	3.80 4			EMR, FW	SPR, FX ² TS TAP ²
3	\$	(13.40) 6			LPR, HE	SPR ² E ²
4	\$		(7.40) 8		LPR ² FX ²	FX ²
5	\$	(22.00) 7			HE	E
6	\$		6.20 6		SPR, LPR, HE HE ² FX ³	E ²
7	\$ 5.40 2				CAR, HE, FW FX	SPR, FX, E TS, TAP
8	\$	(26.40) 4			LPR, FW, FX	FX
9	\$ 5.60 2				LPR, CAR, HE FX	SPR, FX, TS TAP
10	(15.00) 2				CAR, FW, FX	SPR, FX, E TS, TAP
11	\$			(13.60) 8	LPR, TT, HE	E ²
12	\$	(14.40) 4			SPR, LPR, HE HE ² FW, FX ²	E
13	\$		(21.20) 6		TT ²	TS ² TAP ²
14	\$			(20.20) 7	LPR, HE	SPR, E, TS TAP
15	\$	3.80 4			EMR, CAR, FW	SPR, FX ² TS TAP ²
16	\$	(10.20) 7			FX	FX
17	\$		4.80 5		LPR, FX	FX, E
18	\$	3.66 9			FX	FX
19	\$ 3.80 2				EMR, CAR, HE FW, FX	SPR, FX, E TS, TAP
20	(8.60) 2				CAR, FW, FX	SPR, FX, E TS, TAP

SUMMARY

	#1 WINS	#2 WINS	#3 WINS	#4 WINS	
Ave. \$	7.68	12.20	9.56	16.90	93%
Ave. BAL.	2	5.63	6	7.5	PROFIT
COMMENTS					

WIN

PACE LAUNCHER ~ SYNTHESIS WAGERING DECISION CHART

TANAKA-DMR.

RACE	#1 BL/BL		#2 BL/BL		#3 BL/BL		#4 BL/BL		Best P.C.	Best S.C.
	\$\$\$	BAI	\$\$\$	BAI	\$\$\$	BAI	\$\$\$	BAI		
1	\$		3.40	3					LPR, CAR, FW FX	FX, Z, TS TAP
2	\$ 5.80	2							SPR, LPR, CAR HC, FW, FX	SPR, FX, Z TS, TAP
3	\$ 5.00	2							CPR, FW, FX	SPR, FX, Z TS, TAP
4	\$ 5.80	3							EPACPR, TT, FW	SPR, Z, TS TAP
5	\$						12.00	8	TT	SPR, FX, Z TS, TAP
6	\$ 18.60	2							CAR, FW, FX	SPR, FX, Z TS, TAP
7	\$						23.00	9	LPR	SPR, FX, Z TS, TAP
8	\$				9.00	5			EPR, CAR	TS, TAP
9	\$ 2.80	3							EPR, CAR, TT FW	SPR, Z, TS TAP
10	\$ 11.00	9							CPR	SPR, TS
11	\$				4.80	8			TT	SPR, Z, TS
12	\$		4.80	6					EPR, TT, FW	SPR
13	\$ 23.20	2							SPR, CAR, FW FX	SPR, FX, TS TAP
14	\$ 3.40	3							CPR, FW, FX	SPR, FX, Z TS, TAP
15	\$				5.60	4			LPR, HB	Z, TAP
16	\$		6.00	6					FX	FX
17	\$		6.80	7					LPR, HB	Z
18	\$		3.40	5					SPR, LPR, TT FW	SPR
19	\$				9.00	9			TT	Z
20	\$						7.40	6	SPR, FX	FX

SUMMARY

	#1 WINS	#2 WINS	#3 WINS	#4 WINS	(HIS LOW)
AVE. \$	9.45	4.88	7.10	14.33	42%
AVE. BAL.	3.25	5.4	6.5	7.66	PROFIT
COMMENTS					

WIN

PACE LAUNCHER ~ SYNTHESIS
WAGERING DECISION CHART

TANAKA - DMR

RACE	#1 BL/BL		#2 BL/BL		#3 BL/BL		#4 BL/BL		Best P.C.	Best S.C.
	SSS	BAI	SSS	BAI	SSS	BAI	SSS	BAI		
1	\$19.40	2							FX, CRR, CRR TT, HGF, FW	SPN, E, TS TPP, FX
2	\$		8.40	3					LPR, HGF, FW FX	FX, E, TPP
3	\$ 6.60	7							CRR, FW	SPN, E
4	\$10.40	4							CRR	TS ² TPP ²
5	\$						24.40	5	FX ²	TS, TPP
6	\$				14.80	8			CRR, TT, FW	SPN ³
7	\$				9.06	7			LPR, HGF	E ²
8	\$ 3.60	2							CRR, CRR, TT HGF, FW, FX	SPN, FX, E TS, TPP
9	\$11.20	2							CRR, CRR, FW FX	SPN, FX, E TS, TPP
10	\$12.40	2							CRR, CRR, HGF FW, FX	SPN, FX, E TS, TPP
11	\$						5.60	8	CRR	TS ²
12	\$				8.00	3			CRR	SPN ² E ² TPP ²
13	\$				12.20	7			CRR	SPN ³ FX ³ TS ³
14	\$ 4.40	2							CRR, CRR, TT HGF, FW	SPN, E, TS TPP
15	\$				5.60	4			CRR, CRR, TT FW, FX ²	FX ² TS ² TPP ²
16	\$ 2.80	3							LPR, CRR, FW FX	SPN, FX, E TS, TPP
17	\$				10.80	10			FX	FX
18	\$8.80	3							CRR, CRR, TT FW, FX	SPN, FX, E TS, TPP
19	\$				21.00	3			LPR, TT FX ³	TS ² TPP ²
20	\$						12.80	7	TT	SPN, E ⁴

SUMMARY

	#1 WINS	#2 WINS	#3 WINS	#4 WINS	
AVE. \$	8.84	8.40	11.63	14.25	1308
AVE. BAL.	3.22	3	6	6.5	Profit
COMMENTS					

WIN

PACE LAUNCHER - SYNTHESIS

WAGERING DECISION CHART TANAKA HST

RACE	#1 BL/BL	#2 BL/BL	#3 BL/BL	#4 BL/BL	Best P.C.	Best S.C.
1	\$100.60 7				CPR	SPW
2	\$			6.10 6	LPR, TT, HG	2LTS2 TPP2
3	\$ 3.50 3				EPF, CPR, FW	SPR, E
4	\$	7.80 3			EPF, FW, FX	TS, TPP
5	\$ 3.00 2				LPR, CPR, FW FX	SPR, FX, E TS, TPP
6	\$ 7.30 4				LPR, CPR, TT HG, FW, FX	SPR, FX, E TS, TPP
7	\$ 4.50 4				LPR, CPR, HG FW	SPR, E, TS
8	\$			11.30 9	EPF2	SPR4E4
9	\$	8.40 3			LPR, TT, HG	E
10	\$		10.00 5		CPR	FX2TS2 TPP2
11	\$			5.00 5	LPR, FW	FX2E2
12	\$	2.90 4			LPR, CPR, HG	E, TS
13	\$ 8.70 4				FX	SPR, FX, E
14	\$			11.80 5	EPF, FX	FX, TS
15	\$	10.50 6			CPR, LPR, CPR TT, FW, FX2	SPR2TPP2
16	\$		3.20 6		CPR	SPR2
17	\$ 7.60 5				TT	SPR
18	\$	10.80 4			LPR, TT, HG	E
19	\$			17.60 8	CPR2LPR2FW FX3	FX3
20	\$		7.20 6		LPR2HG2	E2

SUMMARY

	#1 WINS	#2 WINS	#3 WINS	#4 WINS	(High High)
AVE. \$	19.31	8.08	6.80	10.36	1742
AVE. BAL.	4.14	4	5.67	6.6	PROFIT

COMMENTS

Now, for lesson #2:

If you take a computer to the track or if you telephone bet and get the running odds, HIDE all horse with TOTE odds too low to bet. Watch your #4 BL/BL horse go to at least third, sometimes 2nd, even 1st.

Without a computer at the betting site or telephone betting, just cross out ALL BL/BL horses with odds too low to bet. You'll make virtually all #4 BL/BL horses AT WORST third.

Just examine the four reports. Cross out the horses that won't pay at least \$7 and see that THIRTY ONE of the eighty races handicapped would have been hidden or crossed off, leaving ALMOST NONE in BL/BL #4. With only THREE viable choices left you can win with no effort. You could almost even blindfold yourself and insert a pin point.

NEXT look at the lesson this man learned from Tuesday #1 through #5.

In his BMf report he profited 93 percent. In his lesser DMR cycle he profited 42 percent, in his better one, 130 percent. At Hastings, because he had a \$100.60 winner, his profit was 174 percent.

NEXT some WIN & PLACE WAGERING Reports from SYNTHESIS user Vaughn Youtz. Vaughn is an old Methodology hand. He's been with us long enough and gone to so many seminars to become influenced by every teaching member, past and present. So he came for an office visit to make sure he was *not* suffering any hangover techniques based on outmoded concepts.

His visit preceded my prescription to cross out or HIDE all horses he would not be willing to bet. Hence the many #4 BL/BL winners. On his initial win report he even comments: "NEED TO PLAY MORE #4's.!!!"

He wouldn't if he eliminated from view all horses paying mutuels LOWER than his minimum requirement. He did circle \$5, \$5.40 and \$6.40 winners, but they probably were so obvious he took a chance and won.

NOTE: That on all his WIN Reports except one, he could have made a profit from all FOUR BL/BL's, or combining 2 of any 4.

His PLACE Reports are adequate but confuse me. His lower averages tell me that he may NOT have backed up with a place bet those winners paying \$20 or more. Still, keeping a PLACE record is an excellent prelude to successful Exacta-Quinella wagering.

WIN

PACE LAUNCHER ~ SYNTHESIS
WAGERING DECISION CHART

YOUTZ

RACE	#1 BL/BL		#2 BL/BL		#3 BL/BL		#4 BL/BL		Best P.C.	Best S.C.
	SSS	BAL	SSS	BAL	SSS	BAL	SSS	BAL		
1	\$		<u>\$15⁰⁰</u>	3					FW-FX	FX TS-TAP
(P) 2	<u>\$5⁰⁰</u>	4							TT-FW	SN TS-TAP
3	<u>\$12⁰⁰</u>	7							TT-HE	SN ENT
4	\$				<u>\$9⁰⁰</u>	7			TT-FW	SN ENT
(P) 5	<u>\$4²⁰</u>	3			<u>\$13⁴⁰</u>	8			TT-FW	SN TS-TAP
6	\$				<u>\$13⁴⁰</u>	8			HE-FW	—
7	\$				<u>\$3⁰⁰</u>	6			TT-FW	TS-TAP
8	\$						<u>\$20⁰⁰</u>	8	FW	—
9	\$				<u>\$13⁴⁰</u>	8			HE	SN ENT
10(P)	<u>\$3⁰⁰</u>	2							All	All
11	<u>\$9⁰⁰</u>	2							HE-FW-FX	All
(P) 12	<u>\$4⁰⁰</u>	3							FW-FX	All
13	\$		<u>\$9⁰⁰</u>	4					FX	ENT
14	\$				<u>\$7⁵⁰</u>	3			FW-FX	FX-TS TAP
15	\$				<u>\$4⁰⁰</u>	6			FX	FX
16	\$				<u>\$2⁰⁰</u>	6			HE	ENT
17	\$						<u>\$6⁰⁰</u>	8	TT	—
(P) 18	<u>\$4⁰⁰</u>	2							FW-FX	All
19	\$						<u>\$10⁴⁰</u>	9	FW-FX	FX
20	<u>\$5⁴⁰</u>	2							HE-FW-FX	All

SUMMARY	#1 WINS		#2 WINS		#3 WINS		#4 WINS		10
	3		2		4		1		
	X \$913		X \$1260		X \$1753		X \$1019		
	AVE. \$								
	4.3		3.5		6.8		8.		
	Comments: PASSED (P) - 5 won 10								
All Four BL's Profitable								1.78 ROI	

788 Net Profit

WIN

PACE LAUNCHER ~ SYNTHESIS
WAGERING DECISION CHART

YOUT2

RACE	#1 BL/BL		#2 BL/BL		#3 BL/BL		#4 BL/BL		Best P.C.	Best S.C.
	\$\$\$	BAL	\$\$\$	BAL	\$\$\$	BAL	\$\$\$	BAL		
1	\$						<u>\$1200</u>	10	TT	ENT
2	\$		<u>\$340</u>	3					FW-FX	FX-ENT TS-TTP
3	<u>\$580</u>	2							HE-FW	ALL
4	<u>\$450</u>	4					<u>\$1130</u>	9	HE-FW	SPN TS-TTP
5	\$						<u>\$1130</u>	9	TT-HE	Ent
6	\$				<u>\$530</u>	8			TT-	Ent
7	\$						<u>\$980</u>	8	TT-FX	TS
8	\$				<u>\$980</u>	9			HE-FW	SPN
9	\$		<u>\$260</u>	2					FW-FX	Ent TS-TTP
10	\$				<u>\$760</u>	6			FW-FX	TS
11	\$				<u>\$920</u>	7			FX	FX
12	\$		<u>\$1260</u>	5					TT-HE	ALL
13	\$						<u>\$500</u>	4	FW	FX-Ent
14	\$		<u>\$290</u>	3					FW	TS-TTP
15	<u>\$820</u>	4							HE-FX	SPN Ent
16	<u>\$420</u>	3							TT-HE-FW	SPN-Ent TS-TTP
17	\$		<u>\$620</u>	8					HE	SPN Ent
18	\$						<u>\$2300</u>	9	HE	—
19	\$				<u>\$900</u>	7			FW-FX	—
20	<u>\$1100</u>	9							FW	SPN

SUMMARY	#1 WINS	#2 WINS	#3 WINS	#4 WINS
	3	2	4	5
	Ave. \$ <u>\$850</u>	Ave. \$ <u>\$900</u>	Ave. \$ <u>\$890</u>	Ave. \$ <u>\$14.02</u>
	Ave. BAL. <u>5</u>	Ave. BAL. <u>6.5</u>	Ave. BAL. <u>7.3</u>	Ave. BAL. <u>8</u>
Comments: Need to play more #4's !!! + HE ONLY COUNTS @ OVERLAYS AS WIN Circled				
				1698 ROI

698
NET PROFIT

(P) = perfect

WIN

**PACE LAUNCHER ~ SYNTHESIS
WAGERING DECISION CHART**

YOUTZ

RACE	#1 BL/BL		#2 BL/BL		#3 BL/BL		#4 BL/BL		Best P.C.	Best S.C.
	SSS	BAL	SSS	BAL	SSS	BAL	SSS	BAL		
1	\$ 500	3							FW-FK	SPN
(P) 2	\$ 320	2							ALL	ALL
3	(500)	2							HE-FW FK	ALL
4	\$		(1500)	3					FW-FK	FK-TS
5	\$		(1800)	7					FW-FK	ALL
6	\$				\$200	5			TT-HE	SPN-ENT TS-TOP
(P) 7	\$ 340	3							FW-FK	SPN-FK ENT
8	\$		(1040)	4					FW-FK	SPN-FK TS-TOP
(P) 9	\$				\$300	5			HE-FK	FK-ENT TS-TOP
10	\$				\$200	4			FW-FK	TS-TOP
11	(640)	3							FW	SPN
12	\$		\$400	8					TT-FW	SPN
13	\$				(3500)	6			FK	FK-TOP
14	(800)	2							FW-FK	ALL
(P) 15	\$ 320	2							FW-FK	SPN-FK TS-TOP
16	\$		\$340	7					TT	SPN
17	\$						\$800	9	HE-FK	FK
18	\$		(1220)	7					HE	ENT
19	\$		\$540	4					TT-HE	ENT
20	\$		(1050)	6					TT	SPN TS

SUMMARY	#1 WINS		#2 WINS		#3 WINS		#4 WINS		Quantity
	3		5		1		1		4 units
	AVE. \$ 86.00 (NO)		\$1544		\$3500		880		7 units
	AVE. BAL. 2.3		5.4		6.0		9.0		
	Comments:								
									1.74.8
									PROFIT

74.8% NET
PROFIT

WIN

P=PASS

PACE LAUNCHER ~ SYNTHESIS
WAGERING DECISION CHART

YOUTZ

PACE	#1 BL/BL		#2 BL/BL		#3 BL/BL		#4 BL/BL		Best P.C.	Best S.C.
	SSS	BAL	SSS	BAL	SSS	BAL	SSS	BAL		
1	\$				\$320	8			TT	SPN ENT
2	\$		\$1400	4					HE	All
3	\$				\$1200	5			HE	ENT TS-TOP
4	\$				\$280	7			FX	FX
5	\$				\$440	6			FW	FX
6	\$	5							All	SPN
7	\$		\$1700	4					FX	FX
8	\$						\$500	4	FX	FX-TS
9	\$	5							FW	SPN
10	\$		\$340	4					FW	SPN-FX
11	\$				\$900	9			TT-HE	SPN ENT
12	\$				\$320	7			FX	FX
13	\$	6							TT-FW	SPN
14	\$	3							FW-FX	All
15	\$		\$600	4					TT-HE	SPN-ENT TS-TOP
16	\$		\$420	4					FW	SPN ENT
17	\$						\$1900	6	TT	ENT
18	\$						\$400	6	FX	TS-TOP
19	\$	4							FX	SPN-FX
20	\$	2							FX	All

SUMMARY

#1 WINS	#2 WINS	#3 WINS	#4 WINS	9 weeks
1	3	4	1	4 (1440)
Ave. \$ \$730	\$1283	\$1513	\$160	7 (1454)
Ave. BAL. 6	4	7	6	
Comments: Nice Ave. Unit!				
				1.6 ROI

60.48
NET PROFIT

PLACE**PACE LAUNCHER ~ SYNTHESIS
WAGERING DECISION CHART**

XOUT 2

RACE	#1 BL/BL		#2 BL/BL		#3 BL/BL		#4 BL/BL		Best P.C.	Best S.C.
	SSS	BAI	SSS	BAI	SSS	BAI	SSS	BAI		
1	\$		#400	5					FW-FK	SPN TS-TTP
2	\$		#500	9					TT-FW	ENT
3	\$						#500	6	FX	FX-TS-TTP
4	\$300	3							FW-FK	ALL
5	\$1100	9							FW	SPN
6	\$				#200	4			FW	FX-TS TTP
7	\$		#400	5					FW-FK	FX-ENT TS-TTP
8	\$300	3							FX	SPN-FK TS-TTP
9	\$						#300	8	HE	Ent
10	\$		#600	10					FW	SPN
11	\$						#310	9	FX	FX
12	\$330	7							FW	SPN
13	\$		#1000	5					HE	Ent
14	\$						#800	2	FX	FX-TS TTP
15	\$						#200	8	TT-FW	---
16	\$		#600	5					HE	SPN ENT
17	\$				#1000	5	#1000		FW-FK	FX-TS TTP
18	\$		#400	4					HE	SPN-FK ENT-TTP
19	\$300	2							FX	ALL
20	\$300	7							TT	Ent-TS

SUMMARY

	#1 Place	#2 Place	#3 Place	#4 Place	
Ave. \$	472	\$524	\$630	\$660	
Ave. BAL.	52	6.1	4.5	66	
# PLACE	6	7	2	5	(20)
COMMENTS					

Aug. '98

PLACE**PAGE LAUNCHER ~ SYNTHESIS
WAGERING DECISION CHART**

YOUTZ

RACE	#1 BL/BL		#2 BL/BL		#3 BL/BL		#4 BL/BL		Best P.C.	Best S.C.
	SSS	BAL	SSS	BAL	SSS	BAL	SSS	BAL		
1	\$						\$440	9	FX	FX
2	\$280	4							TT-FW HE	SPW-ENT TS-TTP
3	\$						\$360		TT-FX	FX-TS
4	\$720	3							TT	SPW TTP
5	\$				\$260	4			HE-FX	FX-ENT TS-TTP
6	\$						\$1100	7	HE	ENT
7	\$		\$460	8					FW-FX	SPW-FX ENT-TS
8	\$						\$500	9	—	—
9	\$				\$1020	8			TT-HE	SPW-ENT TS-TTP
10	\$						\$320	7	—	—
11	\$340	3							FW-FX	SPW-FX TS-TTP
12	\$380	6							FW	SPW ENT
13	\$				\$340	7			TT-FW	SPW
14	\$		\$240	8					FX	SPW FX
15	\$				\$480	4			FX	FX-TS
16	\$						\$320	6	FX	FX
17	\$		\$340	7					FW	SPW
18	\$						\$620	7	TT	—
19	\$						\$400	6	TT	TS
20	\$						\$1300	4	TT	TS-TTP

SUMMARY

	#1 Place OK	#2 Place NO	#3 Place OK	#4 Place OK
Ave. \$	425	3.47	512	631
Ave. BAL.	4	7.7	5.8	6.1
# PLACE	4	3	4	9
COMMENTS				

You might ask *why* we dedicate so much space to these reports? The answer: KEEPING THESE RECORDS and using the cross-out or HIDE procedure is the absolute KEY to BIG PROFITS. Just ask those who are following my prescription.

So, keep those reports coming!



If all of you would use just a little UN-common sense you would have similar results as those I've shown.

Too many clients are still accepting and betting on those \$3.40 to \$6.60 winners, relying too much on factors that were valid in YESTERDAYS racing climate via Phase III, Thoromation, Synergetic Matchup and the old Quad-Rater, etc.

In TODAY'S handicapping you just cannot remain in a Phase III or any other Velocity based world simply because you feel more comfortable with the less complex readouts and the OLD, outdated lessons that were once viable and staple. The old formulae has been importuned, borrowed or outright stolen ("pinched," as an English gentleman would say) by so many "entrepreneurs" that, for the most part, they produce favorites and near favorites. Leave that to the borrowers and thieves.

In Follow Up #69 I published one report in which almost all of the client's overlays were coming from BL/BL #4. In his long article about our Bottom Line Betting Line, Mark Cramer was very dubious about those whose handicapping got them any overlays from BL/BL #4. However, few of us are as savvy as Mark about contender selection.

There will be times when wagering on the #4 BL/BL horse IS okay IF, and I do mean IF, you follow the techniques expounded in this article and BL/BL 4 is supported by enough corollaries or the PROJECTED odds are WAY below the ACTUAL odds (you should also note the BALANCE usually goes UP with the #4 BL/BL).

Even with the new prescription I sometimes go to #4 BL/BL. I still see a FEW number 4th BL/BL horses with several vital ONE and TWO rankings in Both Primary and Supplemental corollary readouts. But this happens far less now that I hide or cross out any horse with odds too low for my minimum wager (5-2). NOW, when I DO go to # 4, it is often a THIRD bet. They don't always win but when they do the price more than compensates for the risk.

We always face the problem of clients accepting winning just for the sake of winning races and NOT demanding profit. At one time some of the clients from whom we now get glowing reports were doing that too.

But they learned their lesson and so should YOU!

Some Examples...

Some clients using SYNTHESIS say that, while it gets a lot of overlays in the TOP 3 or 4, they still lack full confidence in wagering on any horse not in the Top 2 BL/BL. While they often do make such bets, it disturbs them emotionally (until after the race if the horse wins).

While BL/BL is NOT a ranking, per se, since LS numbers are not one full digit apart, many clients fail to see it that way and view it as a ranking order. I'll protest but I won't fight it.

We've all seen contenders going from 4th to 3rd, even 2nd, by HIDING or crossing out ANY horse on BL/BL whose Tote odds don't meet minimum payoff requirement. NOW, let's examine how the SAME process can elevate a horse from #4 or #3 BL/BL to 2nd or even FIRST.

In the first example we Hide AVENUE, going off at 1.6-1. It raises the winner, CHERRY from 3rd to second.

The HIDDEN horse places, paying only \$2.80, but keys a \$34.10 Exacta. So, if you're a dedicated Exacta/Quinella bettor, keep a copy of the ORIGINAL BL/BL. However, truth be known, there is far more risk in EXOTIC wagering than there is in appropriately betting a 3rd or 4th tier BL/BL. I'm always amazed at those who tell me they have an anxiety attack when betting beyond their top two but will, at the same time have no emotional problem when betting a 3 or 4 horse exotic combination. It's the difference between normal concern and COMPULSION.

In EXAMPLE #2, the horse with odds too low, AVENUE is seen as fourth on BL/BL. Leave it alone because of the LOW ranking? NO! You now have TWO reason NOT to consider the horse. Its 4th position AND its odds of 1.6-1. HIDE IT and the winner, CHERRY goes from 3rd to 2nd. The Place Horse had nothing to recommend it so we wind up win-show, with the winner moved to second and paying \$11.60.

EXAMPLE #3 comes from a FIVE horse field (sorry Andy and other Main-streamers). Again the Place Horse NITTY is ranked first, so Exacta or Quinella players take note from our first example: view your screen before AND after the HIDE. In this race the Exacta paid \$43.90. NITTY'S odds are only 1.8-1, so it's a natural HIDE for win.

Focusing on WIN only, the winner GRANDMA goes from the 3rd tier on BL/BL up to FIRST. It pays \$29.40 in a FIVE horse field. By viewing EACH BL/BL scenario BEFORE and AFTER the HIDE you get the best of BOTH worlds: a \$29.40 winner and a \$43.90 Exacta.

EXAMPLE 4: Again, the TOP horse, with odds of 1.8-1, places. Another reason to keep before and after HIDE records. I apologize to those in the Eastern, Midwestern zones. It's another Del Mar readout. Future Follow Up issues will focus on other areas. Some examples from YOU will help.

On THIS race, merely HIDING the 1.8-1 favorite, on whom we wouldn't, or SHOULDN'T, make a win wager, RAISES the actual winner from Number FOUR BL to SECOND. An obvious bet. The reward, an \$11.20 mutuel.

Most of us do NOT hesitate to wager on a horse viewed 3rd on BL/BL; or even 4th when the odds are right. These examples are for the anxious.

HOWEVER, the technique is just as potent in its capacity to raise contenders from the 4th - even 5th - tier to 3rd, 2nd and, in some notable instances, FIRST. Try it, you'll like it.

DMR0823 3 8.0 D AL 3+ \$46,000 PR=86

BOTTOM LINE -- BETTING LINE

(##)	PN	cNAME	Ld	SR	PR	BAL	LS	ODDS	TRKDISTS	M/L	DAYS	AGE
(4)	6	SIX P1p		84	90	5	23.0	EVEN	HOL 7.0D	8/1	35	4
(5)	8	OYSTE1p		87	92	4	21.5	8-5	DMR 7.0D	6/1	11	3
(1) #31		CHERT1		81	87	4	20.1	9-5	HOL 8.5D	3/1	52	3 W
(3)	5	AVENU1		85	85	6	14.8	7-2	DMR 8.0D	5/2	24	3
(2)	3	TORRE3		76	87	7	12.3	9-2	HOL 8.5D	20/1	17	4

SYNTHESIS POWER RANKINGS AND FRACTALS

												PRIM				SUPP												
				B	L	T	PRIM		SUPP		FRACT						E	L	C	T	H	F	F	S	F	E	T	T
				A	S	O											P	P	P	T	E	W	X	P	X		S	P
				L	P	T	LS	R	LS	R	E	L	N	ESP	SCBL	R	R	R					R					
##	PNCNAME LdNT			SR																								
1	1	CHERT1	1	81	4	4	2	19	3	13	3	4	2	2	LAT	6.0	4	2	4	2	2	3	2	3	2	2	4	2
2	3	TORRE3	1	76	7	5	4	29	5	23	5	5	4	3	LAT	6.0	5	3	5	2	4	5	5	5	5	4	5	4
3	5	AVENU1		85	6	2	5	25	4	20	4	2	5	5	PRE	1.0	1	5	2	4	5	4	4	4	4	5	2	5
4	6	SIX P1p		84	5	1	3	13	1	9	1	3	1	1	LAT	5.0	3	1	3	3	1	1	1	1	1	1	3	3
5	8	OYSTE1p		87	4	3	1	16	2	10	2	1	3	4	S/P		2	4	1	1	3	2	3	2	3	3	1	1

FRACTALS WEIGHTED: E=Early L=Late N=Normal

DMR0823 3 8.0 D AL 3+ \$46,000 PR=86

BOTTOM LINE -- BETTING LINE

(##)	PN	cNAME	Ld	SR	PR	BAL	LS	ODDS	TRKDISTS	M/L	DAYS	AGE
(3)	6	SIX P1p		84	90	4	23.5	EVEN	HOL 7.0D	8/1	35	4
(1) #21		CHERT1		81	87	3	22.1	EVEN	HOL 8.5D	3/1	52	3 W
(4)	8	OYSTE1p		87	92	4	21.8	8-5	DMR 7.0D	6/1	11	3
(2)	3	TORRE3		76	87	6	16.3	3-1	HOL 8.5D	20/1	17	4

SYNTHESIS POWER RANKINGS AND FRACTALS

														PRIM						SUPP							
				B	L	T	PRIM		SUPP		FRACT				E	L	C	T	H	F	F	S	F	E	T	T	
				A	S	O									P	P	P	T	E	W	X	P	X		S	P	
				L	P	T	LS	R	LS	R	E	L	N	ESP	SCBL	R	R	R				R					
##	PNCNAME		LdNT	SR																							
1	1	CHERT1	1	81	3	3	2	17	3	11	2	3	2	2	LAT	6.0	3	2	3	2	2	3	2	2	2	3	2
2	3	TORRE3	1	76	6	4	4	25	4	20	3	4	4	3	LAT	6.0	4	3	4	2	4	4	4	4	4	4	4
3	6	SIX P1p		84	4	1	3	11	1	8	1	2	1	1	LAT	5.0	2	1	2	3	1	1	1	1	1	1	2
4	8	OYSTE1p		87	4	2	1	15	2	11	2	1	3	4	S/P		1	4	1	1	3	2	3	3	3	3	1

FRACTALS WEIGHTED: E=Early L=Late N=Normal

2247—THIRD RACE. One Mile. Purse \$46,000. Allowance. 3-year-olds and up, bred in California.

Index	Horse and Jockey	WL	PP	ST	¼	½	¾	Str.	Fin.	To \$1
1480	Cherty, F Alvarado	113	1	7	1hd	1hd	11	13	16½	4.80
2032	Del Mar Gray, K Desormeaux	113	9	8	8½	8½	83	4hd	2½	8.60
2165	Oysters, C McCarron	113	8	2	71	61	44	31½	31	3.10
1541	The Smokster, A Sells	117	2	1	41½	4hd	31½	22	45½	5.30
1574	Six Point Eight, C Nakatani	117	6	6	9	9	5hd	51	54	15.00
(2065)	Avenue of the Stars, G Stevens	113	5	4	31½	32	2hd	64	68	1.60
(2112)	Apimado, F Valenzuela	117	7	3	81½	51½	61	74½	73	41.50
2118	Torre Del Notti, P Atkinson	117	3	5	5hd	7½	9	81	81	47.10
2165	J. R. Holmes, D Sorenson	113	4	9	2hd	2hd	71	9	9	58.60

No Scratches.

1—CHERTLY 11.60 5.40 3.40

9—DEL MAR GRAY 7.40 4.20

8—OYSTERS 3.20

Off: 3:01 Time: :22.1 :45.4 1:10 2/5, 1:22 4/5, 1:35 2/5, Track: Clear & Fast.

DMR0826 4 6.0 D CL 3 F \$41,440 CP=\$40,000 PR=82

BOTTOM LINE -- BETTING LINE

(##)	PN	cNAME	Ld	SR	PR	BAL	LS	ODDS	TRKDISTS	M/L	DAYS	AGE
(5)	7	NIFTY1		83	84	4	22.8	EVEN	DMR 6.0D	7/2	26	3
(1)	1	HOLLE2		83	84	6	19.0	2-1	DMR 6.0D	3/1	9	3
(3)	5	GRAND4		84	81	6	18.6	5-2	HOL 6.0D	10/1	23	3
(2)	2	KIPPE1		83	82	6	18.0	5-2	DMR 6.0D	4/1	16	3
(4)	6	CHAMP2		82	82	8	16.3	3-1	HOL 6.0D	6/1	26	3

SYNTHESIS POWER RANKINGS AND FRACTALS

				PRIM								SUPP																
				B	L	T	PRIM		SUPP		FRACT						E	L	C	T	H	F	F	S	F	E	T	T
				A	S	O											P	P	P	T	E	W	X	P	X	E	T	P
##	PNCNAME		LdNT	SR	L	P	T	LS	R	LS	R	E	L	N	ESP	SCBL	R	R	R	R	R	R	R	R	R	R	R	
1	1	HOLLE2	1	83	6	1	2	17	2	9	2	4	1	2	E/P	2.0	5	1	1	2	1	5	2	2	2	3	1	1
2	2	KIPPE1		83	6	4	3	21	4	17	4	2	4	4	EAR		1	5	2	4	4	2	3	4	3	4	2	4
3	5	GRAND4		84	6	3	4	19	3	14	3	5	2	1	E/P	2.0	4	2	1	1	2	4	5	3	5	2	1	3
4	6	CHAMP2		82	8	5	5	25	5	22	5	3	5	5	EAR	1.0	3	4	2	5	4	3	4	5	4	5	3	5
5	7	NIFTY1	1	83	4	2	1	14	1	6	1	1	3	3	EAR		2	3	1	3	3	1	1	1	1	1	1	2

FRACTALS WEIGHTED: E=Early L=Late N=Normal

DMR0826 4 6.0 D CL 3 F \$41,440 CP=\$40,000 PR=82

BOTTOM LINE -- BETTING LINE

(##)	PN	cNAME	Ld	SR	PR	BAL	LS	ODDS	TRKDISTS	M/L	DAYS	AGE
(3)	5	GRAND4		84	81	5	21.6	8-5	HOL 6.0D	10/1	23	3
(2)	2	KIPPE1		83	82	4	21.5	8-5	DMR 6.0D	4/1	16	3
(1)	1	HOLLE2		83	84	5	21.3	8-5	DMR 6.0D	3/1	9	3
(4)	6	CHAMP2		82	82	6	20.8	9-5	HOL 6.0D	6/1	26	3

SYNTHESIS POWER RANKINGS AND FRACTALS

										PRIM					SUPP													
				B	L	T	PRIM			SUPP		FRACT																
				A	S	O						E	L	C	T	H	F	F	S	F	E	T	T					
				L	P	T	LS	R	LS	R	E	L	N	ESP	SCBL	R	R	R	R	R	R	R	R	R				
##	PNCNAME	LdNT	SR																									
1	1	HOLLE2	1	83	5	1	1	14	1	8	1	3	1	2	E/P	2.0	4	1	1	2	1	4	1	3	1	2	1	1
2	2	KIPPE1		83	4	3	2	16	2	12	3	1	3	3	EAR		1	4	2	3	3	1	2	2	2	3	2	3
3	5	GRAND4		84	5	2	3	16	2	9	2	4	2	1	E/P	2.0	3	2	1	1	2	3	4	1	4	1	1	2
4	6	CHAMP2		82	6	4	4	19	3	18	4	2	4	4	EAR	1.0	2	3	2	4	3	2	3	4	3	4	3	4

FRACTALS WEIGHTED: E=Early L=Late N=Normal

2265—FOURTH RACE. 6 Furlongs. Purse \$41,440. 3-year-old fillies.
Claiming price: \$40,000-\$35,000.

Index	Horse and Jockey	WL	PP	ST	1/4	1/2	3/4	Str.	Fin.	To \$1
2104	Grandma Luckey, F Mena	115	3	3	2 1/2	2 1/2	-	2nd	1 1/2	13.70
2073	Nifty Slew, G Gomez	115	5	2	4 3/4	3 1/2	-	3 1/2	2 1/4	1.80
215	Champagne Sandals, J Gonzalez	108	4	1	12 1/2	11 1/2	-	1	32	4.30
2208	Holer, E Delahoussaye	118	1	5	5	5	-	43	4 1/2	2.50
215	Kippersha, A Sols	115	2	4	3 1/2	4 3/4	-	5	5	2.40

Scratched — Beat the Devil, Storm Spirit

5—GRANDMA LUCKEY.....29.40 8.20 3.40

7—NIFTY SLEW.....3.40 2.60

6—CHAMPAGNE SANDALS.....3.20

Off: 3:32 Time: :22.1:45.2:58.2 1:11 1/5, Track: Clear & Fast. Winner-b f 3 Over the Pole-Flying Apple-Flying Paster Trainer Anthony Carlton. Owner Anthony Carlton. Mutuel Pool \$354,981.70. Exacta Pool \$271,904. Quinella Pool \$57,783. Pick Three Pool \$88,360.

\$1 EXACTA (5-7) \$43.90

\$2 QUINELLA (5-7) \$35.40

\$1 PICKTHREE (7-1-5) \$186.30

5 Horse field!! Win = \$29.40

DMR0827 4 7.0 D MC 3+ \$15,000 CP=\$25,000 PR=79

BOTTOM LINE -- BETTING LINE

(##)	PN	CNAME	Ld	SR	PR	BAL	LS	ODDS	TRKDISTS	M/L	DAYS	AGE
(3)	4	PEPPY1		83	80	3	22.6	EVEN	DMR 6.0D	5/2	34	3
(4)	7	HARD 2		82	76	3	21.8	8-5	HOL 7.0D	5/1	11	3
(5)	8	MANLY3		80	82	6	13.5	4-1	HOL 6.5D	4/1	7	3
(1)	2 nd	GROOM2 W		79	80	8	13.3	4-1	DMR 6.0D	7/2	21	3
(6)	9	MAGIC1		78	79	10	9.3	6-1	DMR 6.0D	8/1	24	4
(2)	3	TIRRE2		74	79	11	5.0	10-1	HOL 7.0D	30/1	50	4
(7)	10	ALYPH3		76	79	11	4.0	12-1	HOL 7.0D	6/1	14	4

1.8-1
No BET
To WIN

SYNTHESIS POWER RANKINGS AND FRACTALS

													PRIM				SUPP															
				B	L	T	PRIM			SUPP			FRACT							E	L	C	T	H	F	F	S	F	E	T	T	
				A	S	O														P	P	P	T	E	W	X	P	X		S	P	P
				L	P	T	LS	R	LS	R	E	L	N	ESP	SCBL					R	R	R					R					
##	PNCNAME	LdNT	SR																													
1	2	GROOM2	1	79	8	4	4	28	3	18	3	3	4	5	E/P	1.0	2	6	4	4	6	3	3	4	3	4	3	4	3	4	3	4
2	3	TIRRE2		74	11	7	5	40	6	32	7	4	7	7	EAR	2.0	4	7	7	6	7	4	5	6	5	7	7	7	7	7	7	7
3	4	PEPPY1	1	83	3	2	2	15	1	8	2	2	2	1	E/P	1.0	3	3	1	2	2	2	2	1	2	1	2	1	2	2	2	2
4	7	HARD 2		82	3	3	1	15	1	7	1	1	1	3	E/P		1	4	2	3	3	1	1	2	1	2	1	2	1	1	1	1
5	8	MANLY3		80	6	1	3	27	2	20	4	7	3	2	E/P	2.0	7	1	3	1	1	7	7	3	7	3	4	3	4	3	4	3
6	9	MAGIC1		78	10	5	6	33	4	24	5	5	5	4	PRE	5.0	6	2	5	7	4	5	4	5	4	5	5	5	5	5	5	5
7	10	ALYPH3		76	11	6	5	38	5	31	6	6	6	6	E/P	3.0	5	5	6	5	5	6	6	7	6	6	6	6	6	6	6	6

FRACTALS WEIGHTED: E=Early L=Late N=Normal

DMR0827 4 7.0 D MC 3+ \$15,000 CP=\$25,000 PR=79

BOTTOM LINE -- BETTING LINE

(##)	PN	CNAME	Ld	SR	PR	BAL	LS	ODDS	TRKDISTS	M/L	DAYS	AGE
(3)	7	HARD 2		82	76	2	23.6	EVEN	HOL 7.0D	5/1	11	3
(1)	2 nd	GROOM2 W		79	80	6	17.8	5-2	DMR 6.0D	7/2	21	3
(5)	9	MAGIC1		78	79	8	14.3	7-2	DMR 6.0D	8/1	24	4
(4)	8	MANLY3		80	82	4	13.8	4-1	HOL 6.5D	4/1	7	3
(6)	10	ALYPH3		76	79	9	11.0	5-1	HOL 7.0D	6/1	14	4
(2)	3	TIRRE2		74	79	9	9.0	6-1	HOL 7.0D	30/1	50	4

4.6-1

SYNTHESIS POWER RANKINGS AND FRACTALS

												PRIM				SUPP												
				B L T PRIM SUPP				FRACT								P P P T H F F S F L T T												
A S O																P P P T H F F S F L T T												
L P T LS R LS R								E L N				ESP SCBL				R R R												
##	PNCNAME	LdNT	SR	L	P	T	LS	R	LS	R	E	L	N	ESP	SCBL	R	R	R										
1	2	GROOM2	1	79	6	3	3	22	2	11	2	2	3	4	E/P	1.0	2	5	3	3	5	2	2	2	2	2	2	3
2	3	TIRRE2		74	9	6	4	33	6	28	6	3	6	6	EAR	2.0	3	6	6	5	6	3	4	6	4	6	6	6
3	7	HARD 2		82	2	2	1	11	1	5	1	1	1	2	E/P		1	3	1	2	2	1	1	1	1	1	1	1
4	8	MANLY3		80	4	1	2	23	3	19	4	6	2	1	E/P	2.0	6	1	2	1	1	6	6	4	6	4	3	2
5	9	MAGIC1		78	8	4	5	27	4	17	3	4	4	3	PRE	5.0	5	2	4	6	3	4	3	3	3	3	4	4
6	10	ALYPH3		76	9	5	4	31	5	25	5	5	5	5	E/P	3.0	4	4	5	4	4	5	5	5	5	5	5	5

FRACTALS WEIGHTED: E=Early L=Late N=Normal

2273—FOURTH RACE. 7 Furlongs. Purse \$15,000. 3-year-olds and up.
Maidens. Claiming price: \$25,000-\$22,500.

Index	Horse and Jockey	WL	PP	ST	1/4	1/2	3/4	Str.	Fin.	To \$1
2117	Groom and Board, M Pedrosa	118	2	2	11	12 1/4	13	113	4.60	
2025	Peppy Seattle Slew, J Kaenel	118	4	5	2nd	21	2 1/2	21	1.10	
2174	Alyphar, D Flores	122	10	3	4th	64	3 1/4	32	11.90	
2174	Riparian, K Sanchez	118	1	10	9 1/4	85	6 1/4	4 1/4	63.90	
2202	Hard, O Barrio	118	7	4	5 1/2	5hd	4 1/2	6 1/2	9.60	
2221	Manly Valentine, E Ramsammy	118	8	8	6hd	3hd	62	6hd	3.10	
1479	Tirreno, G Gomez	120	3	8	78	72	8 1/4	72	42.20	
2101	Wild Tudor, I Pugh	118	8	9	10	10	910	82	72.80	
2101	Magical Grey, V Espinoza	122	9	1	3hd	4hd	72	922	14.00	
	Golden Skyline, M Olivas	122	5	7	81	91	10	10	90.00	
No Scratches										
2	GROOM AND BOARD						11.20	4.80	3.60	
4	PEPPY SEATTLE SLEW						2.80	2.60		
10	ALYPHAR								4.20	

Off: 3:31 Time: 22.3 :45.3 1:10 4/5, 1:24 1/5, Track: Clear & Fast

\$1 EXACTA (2-4) \$16.30
\$2 QUINELLA (2-4) \$11.80

DMR0826 5 8.0 T MS 3+ F \$41,000 PR=80
 BOTTOM LINE -- BETTING LINE
 (##) PN cNAME Ld SR PR BAL LS ODDS TRKDISTS M/L DAYS AGE
 (3) 6 SKYWA1 84 81 2 24.0 EVEN DMR 8.5T 4/5 13 3 @ 4-5 NO
 (4) 7 CLASS2 69 80 5 22.0 3-2 HOL 8.0T 6/1 17 3
 (1) 3 2 TA TA1 67 80 5 21.4 8-5 HOL 8.0T 10/1 37 3
 (2) 5 GO KE2 57 80 8 15.0 7-2 HOL 8.0T 30/1 17 3

SYNTHESIS POWER RANKINGS AND FRACTALS

SYNTHESIS POWER RANKINGS AND PRICES															PRIM							SUPP																						
				B		L		T		PRIM		SUPP		FRACT					E		L		C		T		H		F		W		X		S		F		E		T		P	
				A		S		O											P		P		P		T		E		W		X		P		X				S		P			
##	PNCNAME LdNT			SR	L	P	T	LS	R	LS	R	E	L	N	ESP	SCBL	R	R	R	R	R	R	R	R	R	R	R	R	R	R	R	R	R	R	R	R	R	R	R	R	R	R		
1	2	TA	TA1	67	5	2	3	17	2	14	3	3	2	2	SUS	3.0	4	2	3	1	2	2	3	3	3	3	2	3	3															
2	5	GO	KE2	1 57	8	4	4	27	3	20	4	4	4	4	E/P		3	4	4	4	4	4	4	4	4	4	4	4	4	4	4	4	4	4	4	4	4	4	4	4	4	4	4	4
3	6	SKYWA	1	84	2	1	1	9	1	5	1	1	1	1	LAT		2	1	1	2	1	1	1	1	1	1	1	1	1	1	1	1	1	1	1	1	1	1	1	1	1	1	1	1
4	7	CLASS2	1	69	5	3	2	17	2	11	2	2	3	3	PRE		1	3	2	3	3	3	3	2	2	2	2	2	2	2	2	2	2	2	2	2	2	2	2	2	2	2	2	2

FRACTALS WEIGHTED: E=Early L=Late N=Normal

DMR0826 5 8.0 T MS 3+ F \$41,000 PR=80
 BOTTOM LINE -- BETTING LINE
 (##) PN cNAME Ld SR PR BAL LS ODDS TRKDISTS M/L DAYS AGE
 (3) 17 CLASS2 69 80 3 23.6 EVEN HOL 8.0T 6/1 17 3
 (1) 2 2 TA TA1 67 80 3 23.5 EVEN HOL 8.0T 10/1 37 3
 (2) 5 GO KE2 57 80 6 21.3 8-5 HOL 8.0T 30/1 17 3

SYNTHESIS POWER RANKINGS AND FRACTALS

SYNTHESIS POWER RANKINGS AND PRICES															PRIM						SUPP						
				B L T		PRIM		SUPP		FRACT					E L C T H F F		S F E T T										
				A S O											P P P T E W X		P X S P										
##	PNCNAME	LdNT	SR	L	P	T	LS	R	LS	R	E	L	N	ESP	SCBL	R	R	R	R	R	R	R	R	R	R	R	R
1	2 TA TA1		67	3	1	2	11	1	9	2	2	1	1	SUS	3.0	3	1	2	1	1	1	2	2	2	1	2	2
2	5 GO KE2	1	57	6	3	3	20	2	15	3	3	3	3	E/P		2	3	3	3	3	3	3	3	3	3	3	3
3	7 CLASS2	1	69	3	2	1	11	1	6	1	1	2	2	PRE		1	2	1	2	2	2	1	1	1	2	1	1

FRACTALS WEIGHTED: E=Early L=Late N=Normal

2266—FIFTH RACE, One Mile, Turf, Purse \$41,000, Fillies and Mares, 3-year-olds and up, Maidens, bred in California.

Index	Horse and Jockey	WL	PP	ST	1/4	1/2	3/4	Sr.	Fin.	To \$1
1582	Ta Ta Be True, G Gomez	118	2	8	6 1/2	6 1/2	3 1/2	11 1/2	13.10	
2169	Skyward Melody, A Sells	118	8	5	5 1/2	5 1/2	4 3/4	22	0.80	
2141	Pinot Grigio, C Nakatani	118	1	1	3 1/2	3 1/2	1 1/2	36 1/2	2.90	
2141	Classy Dame, J Gonzalez	113	7	3	2 1/2	2 1/2	2 1/2	45	6.30	
1311	Cayenne Passion, W Dieguez	111	4	7	7 1/2	7 1/2	5 1/2	5 1/2	39.20	
2109	Shear, K Desormeaux	118	8	4	4 1/2	4 1/2	6 1/2	6 1/2	9.50	
2141	Go Kelle Jo, J Scott	118	5	2	1 1/2	1 1/2	5 1/2	7 1/2	23.20	
—	Soul of Truth, O Vergara	122	3	8	8	8	8	8	51.50	

No Scratches

2—TA TA BE TRUE 28.20 7.20 4.20

8—SKYWARD MELODY 2.80 2.40

1—PINOT GRIGIO 3.00

Off: 4:02 Time: :22.1 :46.3 1:11 1/5, 1:23 4/5, 1:36 Track: Clear & Firm, Winner-dbb 13

Truly Met-Furtaw's Friend-Water Bank Trainer Jack VanBerg

Owner Josephine & Tony Rescigno, Mutuel Pool \$319,834.40, Exacta Pool \$214,501,

Quinella Pool \$39,393, Trifecta Pool \$285,864, Pick Three Pool \$95,283.

\$1 EXACTA (2-8) \$34.10


\$2 QUINELLA (2-8) \$20.00

\$1 PICK THREE (1-6-2) \$864.30

\$1 TRIPECTA (2-6-1) \$108.20

Obviously these actual HIDES are superior to crossing off horses and can only be made by those taking a lap top to the Betting Site OR by Telephone Betting, which is the COMING THING. However, even just crossing off horses will be of great help to all, especially those who, in so doing, can extrapolate new positions for remaining horses.

Howard G. Sartin, Ph.D



Anxiety & Dependency

Horse race wagering is a stochastic situation. Only pure-chance type gambling and life itself are more so.

No one is completely free of anxiety because it is a natural response to the insecurities imposed by life. Anxiety can become pathological, even psychotic, leading to unipolar depression, paranoia and other mental disorders. The kind of anxieties typical of horse race handicappers, seldom reach even the level of clinical neurosis. If they do it's time to call a halt to any stochastic endeavor and seek treatment. Such persons can continue to handicap on paper, making NO wagers, THAT'S good therapy. Anxiety ridden people seldom make proper wagers so my prescription is: If you're afraid to bet, DON'T! My responsibilities as a therapist exceed my needs as a business person.

The kind of anxieties I observe from the frequent visits of clients to my office and those that come by mail, telephone or e-mail, are not pathological, not even clinical. They are normal and fall into two categories, one non-neurotic the other somewhat neurotic:

(1) They do fill out and send (or bring) in their Pace Launcher/ SYNTHESIS Wagering Charts, handicapping all races (except those with more than one first time starter or foreign lines) in 20 race cycles (see examples this issue). They circle all winners paying \$7 or over and record them in the proper BL/BL columns that range from 1 to 4. They fill in the Average mutuel and Balance by column. Their chief anxieties center on *which* two horses to bet and *what* races they should eschew.

Many clients still enter some contenders that are simply not viable. Yet, even these people seem to get all the winners in their top 4. To reduce them to being within their top THREE, I tell them to just go back and HIDE those top horses that will NOT pay win mutuels that meet THEIR standard MINIMUM PAYOFF! (mine is \$7.00). Now, almost all their overlays rank in their top 3. By the easy HIDING process, 4th ranked horses frequently rise to become 1st or 2nd ranked.

When one doesn't take a computer to the track or off-site wagering center, the answer is, CROSS out those horses in BL/BL that you would NOT accept as a bet. Doing it this way, #5 ranked can only go to #4, #4 to #3. 3rd ranked horses are proving to produce the highest overlays in most reports I've seen.

Above all, remember that BL/BL tiers are NOT designed as win potential **rankings**. Don't treat them as such. They are in Chaos math and are NOT one apart as all other rankings. You should also pay more attention to the second BL (Betting Line), and note the odds as they're PROJECTED by the program. They are the odds at which a horse should be going off according to the power of the program itself.

As for Bottom Line. I've never seen a legitimate winner who did not have double digits before the decimal point and a balance of 8 or under except on the Turf or routes exceeding 1 1/8th mile.

Now you're down to three horses that are worthy of betting. If one pays \$7 (or your personal minimum) and one is a standout overlay on BETTING LINE with ancillary corollaries, it's pretty hard to bet the improper two. If you find yourself doing that, you're defying a 2-1 edge and it just might be on purpose. If so, seek help. Remember, BL/BL is a Prime Corollary.

One other dominant problem is Projecting and Extracting horses: Sprinters into routes, Routers into sprints. I've written quite extensively on both subjects, yet I still get a bevy of questions on the subject, making me think that more people subscribe to the Follow Up than actually read and digest it.

A Sprinter going into a route for the FIRST time showing is a guess. Top TS, a plus EPR AND a reasonably good LPR are significant. Fast sprinters WIN against slow routers, so NEVER leave out the fastest router and be sure the sprinter's speed rating is higher by whatever number of points works at YOUR track. Record SR differentials at your (track(s) and you'll know. And that's the ONLY way you'll know.

Sprinters who have routed BEFORE are easier to detect. If they've never finished within 4 lengths in a route with similar competitors, (Class, etc.), they probably WON'T.

Remember, that's probably. There are NO rules.

Don't hesitate to project a horse that did well at 7 or 7.5 furlongs into a MILE race, or vice versa, equalizing lines.

EXTRACTING is easier because many FAILED routers are begging for a sprint and reveal it in their six furlong times within those failed routes. 6 furlong times within two fifths of what a good sprinter runs at YOUR track(s) is optimal. But they should NOT be beaten at that call by more than a length unless their sprint time is extremely fast.

Anyone who ever had a child should be able to recognize from PP lines when a Router is crying out for a sprint.

Layoff horses who were outstanding HIGHER Class routers before the layoff frequently win a sprint first time back. This is such a well known fact that it also causes lower mutuels.

Anxiety #2 comes from persons who, while never admitting it, repeatedly ask for fixed rules. I can reduce their multiple questions to just ONE, condensed:

"Which Corollaries are the ones I should use???"

East, Midwest, South, Canada, Far West, this question gets asked daily in both subtle and obvious ways. There is only ONE answer: In conjunction with BL/BL, which corollaries are strongest from YOUR handicapping by track, distance and surface. Since, regardless of instruction,

no two people handicap EXACTLY alike, YOUR OWN choices of contenders, paces and how you may fiddle with options, makes over-all interpretation and INDIVIDUAL matter.

Some people like to play the game of "Do Me Something." They are under the delusion that ANY so-called expert can give a flat, definitive answer that will be valid under all circumstances and for all occasions. This is NOT SO! To any expert worth his/her salt, All such NON-general questions can be answered ONLY from YOUR records and experience at YOUR track(s).

Let's capitalize EXPERIENCE. When the expert (winner) makes an error that costs him/her a winner, the knowledge gained from that mistake is filed away in the brain (sometimes on paper), but ALWAYS in the brain. The difference between the alleged expert and the NON-winner is that instead of bombarding the brain with a SOLUTION, the asker of the questions files it in some emotional recess and repeats the error -Over and Over and Over, then ASKS for rule to use instead of experimenting with the multitude of tools provided by the Pace Launcher or SYNTHESIS program (plus rereading all Follow Up's from #60 on) that will SOLVE the problem.

NOBODY is born an expert. One becomes so by PRACTICE, Practice and more practice.....The same way a performer gets to Carnegie Hall.

This is NOT meant to discourage you from using our Hotline, e-mail, phone, Fax or in-person counseling. It just means don't keep asking the SAME question over and over. What you really seek is the answer you WANTED all along. If that's an INCORRECT answer, we'll NOT give it.

COMING NEXT: In Follow Up #72. A HOLIDAY GIFT:

Non-Winning is Mind/Body HABIT, a CONDITIONED response. Learn to how REDIRECT your own Neuro-Peptides to seek out the WIN Receptors within your mind/body chemistry to replace the CURRENT ANTAGONISTS that are blocking YOUR Opiate Receptors and allow your NATURAL POSITIVE ENDORPHINS to flow into the Receptors that will make it NATURAL for you to WIN!



AT DEADLINE:

PETER TOLAN SNAGS EMMY!

Taking advantage of the Fairplex lull in major track racing, client Peter Tolan went to the Emmy Awards and received his first after being nominated Best Comedy Writer for five straight years. His Larry Sanders Show, on HBO, has finally received the recognition it has deserved for so long. Congratulations to you, Peter!

FINDING THE ZONE

It is a sad commentary and regrettable fact that some persons using the same program at the same track, handicapping the same races will WIN while others lose. On the positive side there are more winning reports than losing ones. This irony is not new. It's predated from Biblical times when Jesus spoke of the sheep who went astray and the need to find them and bring them back instead of just being content to watch over those who didn't wander.

It is a philosophy directly opposed to the one that says "I figured it out, why can't you? We used to have some teaching members who had such an attitude. That, plus a little larceny and a lot of back engineering, is why they earned their current title of "Former."

Ironically all of them use the term: "Former Pirco Charter Member" in their advertising material.

This doesn't apply to all previous Teaching and Charter members. Some just got tired of the grind of what they thought was an insurmountable obstacle, trying to help others who couldn't (wouldn't) help themselves. They remain good and true friends. (See "A Visit From Tom Brohamer," this issue). Bradshaw and I visit regularly on the phone. Dick Resch just got fed up with clients wanting to use his readouts instead of doing their own work.

Vic Palermo, Dennis Mikkleson and Terry Powledge continue to offer help but on *their* terms, meaning they'll help anyone who will attempt to help themselves. Note I said 'attempt', not 'try'.

However, since we instituted Shane's Technical Support Line, most of the HELP work falls on us here at the office.

I will freely grant that back in the eighties we needed a large cadre of teachers because the very concept of the Methodology was so new and, at the time, revolutionary, that few could grasp its potential immediately. That coupled with this quote from Mark Cramer required a lot of translators.

Cramer-Olmsted Report --

Sartin is hard to understand at times. He often does not write in a sequential style. His workbooks often read like a collage. He reminds me of the poetry of the great Pablo Neruda, who is understood only by the cumulative impact of his lines and not by their sequence.

After Mark's article was published he wrote me that Pablo Neruda is considered the greatest poet of our era who also won a Nobel Prize and the Lenin Peace Prize (1971). In his letter Mark said he should have put all this in his article. I wish he had. You may henceforth consider everything I write as being free-verse poetry.

He also wrote that I was like Don Quixote, who was certifiably crazy.

Take your pick. At the 1990 Brohamer Roast, celebrating the publication of Modern Pace Handicapping, a line that got a big laugh referred to his book as the "First English Translation of the Yellow Manual." That was then. Now is now. Either my verbiage has become more colloquial or the language of the Methodology more universal. Here's an example that appears in one form or another in three out of five advertisements for computerized handicapping programs on the internet and in print.



Program Features:

- Employs proven Sartin pace handicapping methodology
- Selects pacelines and contenders and generates oddslines
- Generates 12 different pace, speed and combination ratings
- Automatic handicapping system featuring simple manual override process

I used to get upset but now when I see this sort of thing I just say, "ho hum, here they go again."

The one thing that bothers me is that most people buying these rip-offs will lose and then blame the Methodology upon which they're supposedly based. Be it the "real McCoy" or a rip off, so-called "Proven Sartin Methodology—" is NOT easy for many people to comprehend WITHOUT a LOT of knowledgeable AND dedicated Follow Up service. These plunderers can't give such service because they don't really understand or win with it themselves. They just take a well known and highly regarded Method out of the hat, try to back engineer the numbers and trade on my name. If they had any brains or integrity they'd conceive something of their own and get famous through years of honest service to their clients.

So, one might well ask, "If the Sartin Methodology is so "proven," why doesn't everyone who has it win by using it? Which takes us back to paragraph one of this piece.

I'm reminded of someone who bought Pace Launcher III through TrackMaster's Web Site and complained that he lost. Both we and Ellis Starr of TrackMaster told the man it wasn't a black box and offered to give him all the help essential to make it work. He never answered back; not

even for a refund. Maybe he got it to work but I think he just didn't follow the directions in the manual and audio tape that accompanied the program: directions about contender and paceline selection. He probably bet only the ONE TOP horse based on his ego perception, became frustrated and took it out on TrackMaster and me.

That's the typical horse-PLAYER for you.

Tragically, even some clients who fail to follow implicit Methodology directions but steadfastly persist in following the dictates of their own ego-centered prejudices, are only a little better off than this guy. Apparently they also want a Black Box. Despite certain published claims to the contrary, there is no such thing as Black Box and anyone who might possibly believe otherwise is a naive dreamer.

Granted, the computer can add a lot of power to everyone's abilities but it cannot, by itself, replace the directions for using the programs it spits out along with understanding instructions for readout interpretation and a modicum of UN-common sense.

It truly hurts me to see one person call with happy win reports from the same races that another client tells me he/she lost. The hurt goes away when that non-winner takes my counsel and subsequently wins. But it comes back when the same thing happens again, either to the same or different people. Winning is an ongoing challenge. So is trying to help others to win.

Words alone cannot seem to convince many persons of the truths in the honored tradition as espoused by the historical Chinese philosopher and General, Sun Tzu. "In the mind the battle has already been truly won and victory achieved. The body merely follows the mind to produce an *observable* fulfillment."

We have a number of clients who come from Asian descent. Even some of THEM cannot accept this ancient truth. So, I guess it's a lot more difficult for those of Caucasian or other heritages. Athletes like Michael Jordan accept it. They call it being "In The Zone." Jordan would FIRST see the ball dropping through the basket and then he would shoot. It's the same with successful handicapping. See the win first then shoot. Jordan never was a one hundred percent shooter. Neither can any of us be. But if we are in the zone with our work from initial entry to readout interpretation through final wagers, we will be a lot closer to perfection than we ever dreamed possible.




OFF-TRACK PRICE:
\$3.50

All entries, results, charts and related information for
periods subsequent to July 22, 1998 provided by

EQUIBASE
C O M P A N Y

821 Corporate Drive • Lexington, KY 40503-2794
Toll Free (800) 333-2211 or (606) 224-2860;
Fax (606) 224-2811 • Internet: www.equibase.com

The Thoroughbred Industry's Official Database for Racing Information



Dear Sartins!

I see that my F.U. sub expires in a few more months, so here is my check (for) FIRST CLASS mail; this takes me through issue #78. In a few more years, the F.U. issue numbers will be similar to my age at that time! Every month I review the previous year's issues, marking with a bug (asterisk) items I really want to remember. I've been a "PIRCO", "O. Henry House" client since early 1983. I wonder how many of us are still around Pirco. Best regards to all of you.
H.B., California

Doc and Shane,

Just wanted to drop you a note and let you know that Pace Launcher 2 is working superbly at Monmouth Park this summer. Am getting fantastic results at 6 furlongs and all the turf races. Not just winning races but making quite a bit of money too!!

By keeping records of winners rankings in EPR, LPR, CPR, FW, Median Energy and computer generated ESP, the winners stand out like sore thumbs! Have been getting 64% winners at 6 fur and 60% winners all turf distances with some huge prices!

It is my honest feeling that without keeping such records a person is only using their program(s) to maybe 50% of its potential! What is the old saying? You get out of something only what you are willing to put into it!

Sincerely,
R.P., New York

Dear Doc:

Let me join the chorus of successful handicappers giving up their old but reliable programs to convert to Synthesis. It is truly a great program.

I recently ordered a new laptop with Windows 98, and have communicated with Shane as to whether the Synthesis version that is compatible with Trackmaster will work with Windows 98. He advises that it will. I also checked with Trackmaster and determined that their data is compatible with Windows 98.

As usual, I am curious about the results of the two different versions of Synthesis. Please find enclosed my (payment) for the Synthesis program that is compatible with the Trackmaster download. Also, I would appreciate it if you would send me the ...combination of your 3-video and 5 audio tape sets on the "official Sartin Methodology Today."

Please say hello to all of the extended Sartin family there on the West coast. I trust everyone is well and look forward to seeing you soon.

Sincerely,
A.C., Virginia

Dear Howard!

I have instructed the executor of my estate to continue the Follow Up for at least 12 issues after my death. Just in case there is horse racing in heaven.

Your friend,
N.K., Oklahoma

Dear Doc:

Thank you again for your recent counsel over the phone. I felt "I needed that!" just like the guy in the commercial! Since our talk, I've been downloading and running Synthesis with "live" bets. Only, I've decided to cut down on my amount bet until I am more sure of myself and better at getting the Win horses.

I've been spending all my time on Synthesis. After every race, I go back and re-do each race on the card, including even the ones I won, to find out not only where I "goofed" but also which factors to use as corollaries for the different distances and race-types. I want to know where I made the mistakes so I don't repeat; I look up back-issues of the FU and review especially where you or Shane have analyzed a Problem Race. I have no doubt these have all helped. So far, I know my mistakes have been:

1. Skimming - Reading my print-outs or pp's like a newspaper; I find I'll overlook or miss what was (later) very obvious, a higher SR line, an indication the horse cannot route (or sprint, as the case may be), an "MY" in the Track Condition column, sometimes the whole horse itself, etc.

2. Scanning - Like skimming on the print-outs, I find myself doing this on the screens. Before I read the Audio Tapes Workbook, for instance, I never tried to analyze the E/EP and the L/LP columns. I'd been looking elsewhere! Well, these columns helped me get 4 of the last 5 races at Hastings yesterday, Aug 1st, including the Trifecta on the last race. Pity I didn't have a bet on the Win3's; only bet the Wins as you and Shane suggested. I'm also beginning to notice (in past races) the small differences between, say the 3rd ranked horse and the 4th in their actual scores. I don't know if I would have changed my selection then, but it may have at least made me aware of the possibility of the 4th ranked horse coming in ahead.

Thanks, by the way, for the tapes and the workbooks. I'm just starting on Tape #2 now.

Back to my situation, I resolved that, since I am putting real money on these selections, I have to at least give it what lawyers and auditors call "Due Diligence" and review as much detail as necessary to feel comfortable about my selections. I was hurrying to try and do 2 tracks (Del Mar and Hastings) on the same day; I thought that since the HST download was available two days in advance and the Del Mar one day in advance, that I could handle both.

Someday soon, I'll be able to do it. Meantime, I'm going to pay real close attention to every figure on the pp line on the screen or the print-outs - at just one track.

On Wednesday, 29th July, I was three for six races, but thanks to a \$34.40 payoff and other Win bets, I managed to make a small profit for the day. In my post-race analysis, I learned a it more to help me the next race day.

I learned which mistakes not to repeat so on Friday, 31st July, I got four of seven races (Win bets) at Hastings but unfortunately, only one of four in Del Mar. I saw in the p.r.a. where my errors came from (as above - skimming and scanning and not being focused). When I received the Audio Tapes and manuals, it gave me a big boost because the section in the workbooks on Thoromation and Entropy described things I was familiar with and helped me relate to today's Synthesis. This too, helped me get the Wins in Hastings the next day.

A great help is the BL/BL! Combining the power of Synthesis with the BL/BL really makes it easy on the user. In three of my recent races, I was noting in my summary sheet the changes in the live odds (thank you, Shane, for putting me on the Racing Channel!), and although I was originally inclined toward other horses, their odds dropped below BL's, so I bet on the two higher odds horses. And they (one of the two!) won! I could have lost those without the BL/BL! In another case, I missed an exacta because the second horse was a FTS, but my BL/BL choice came in first and more than offset the exacta loss. Thank you for that, Doc! I understand a lot better now your contention that Value by itself is subjective and cannot stand alone without Substance. Without Synthesis. It may be uncomfortable betting "against" the public, but winning has a way of easing the discomfort, don't you agree?

I believe I should be all right now; my plan is to increment the bets and build up a little of the funds as I absorb more and more of the concepts in Synthesis. I think I'm pointed in the right direction now, but only time will tell. Thanks again, Doc, to you and Shane, for your time and patience.

Best regards to everyone in OHH!

A.N., Canada

DOC COMMENTS: He hits the nail on the head with his reference to "Skimming" and "Scanning" and viewing readouts like looking at the daily newspaper. Profiting at the races demands focus. Apparently he's accepted that fact, and is on the trail to victory.

Hi folks,

Sorry I'm late with my renewal check. If possible, could you send me #70 as my first issue? The last one I received was #69. I would hate to miss any info on Synthesis. I have had the software for about a month now and I have to say to this point I haven't seen any exaggeration on your part as to the effectiveness of the program.

Sincerely,
A.M., New York

Hello Doc,

Hope you are feeling healthy, wealthy and wise. Enclosed are my final reports for the month of August - 180 races for the month. Notice how my win% went up!!! If you have time, give me some feedback on how this data will improve future software.

I'm going to take a much needed break at the end of Del Mar. I'll be going full steam ahead at the opening of Oak Tree. Will start sending weekly reports at that time.

Tell everyone I said hello. See you soon.

Bestest,
V.Y., California

Hi Howard and Shane,

Well, I was already to write a little blurb for your column in the FU, but suddenly I don't feel like promoting BRIS's tote boards. Here's the reason: Yesterday, I decided to work with the BRIS totes (I normally use Phillie Park's) and take advantage of those Place-Show pool percentages by horse - a very nice feature. So, I have a bet ready, I call my Phillie Park account at a few minutes to post, when I get an operator to take my bet, it's at one minute to post. When I say I want the 2nd at Del Mar, I am informed not only that the race is off, but at that moment the results are made official. I look back at my monitor and it's STILL "one minute to post"!!! I check the connection and it's active.... they just totally screwed up. I consider this inexcusable. I'm gonna tell them so and I'm gonna tell them that I've advised a whole organization not to use their totes. The Phillie Park tote still gives per horse amounts in the pools, you just have to do some arithmetic in your head, and I've rarely been burned by Phillie's MTP readout.

D.T.B., California

A letter from a non-client:

Dear Sir:

I have just received and reviewed your audio/video handicapping package. I would be very interested in obtaining the software and books that are mentioned in it.

I was quite impressed by the video presentation and would like to learn more.

I am a beginner to handicapping. Eight months ago I started buying handicapping books, and now must own at least half the number of titles offered by the "Gamblers Book Club". I have books by Quinn, Beyer, William Scott, Davidowitz, Jim Bradshaw, Ragozin, Huey Mahl, Litfin, Gordon Pine, Charles Carrol, Mark Cramer, Glendon Jones, Tom Brohamer, and others.

I really believe that pace is the foundation of handicapping and of the books by authors mentioned above, if the subject of pace comes up it usually begins with a discussion of Howard Sartin.

I have to admit that after receiving the tapes I was rather stunned by an almost contempt for handicapping, but the points made sense.

I really appreciate the treatment of "last three" running lines and the use of an average track variant number. I saw their use of an average track variant number in Tom Hambleton's book Pace Makes the Race, but have a suspicion that he probably borrowed this from Sartin Methodology.

I have a dream of making a constant 20% return on my money.

Enclosed is a self-addressed stamped envelope if this will be of any assistance. Please send me any information that you have.

Sincerely,
V.M., Virginia

From the e-mail

Hi Shane,

Just got the audio tapes and workbooks in the mail yesterday and wanted to tell you how great they are. Really like the other programs being used in examples also as I still use Entropy, Quad, EXDC, and what I still consider one of the deadliest weapons in the arsenal, KGEN. Doc has done a first class job on this one and if more people would take the time to study these tapes and workbooks I'm sure that many problems that besiege the office and yourself would drop drastically!!

D.W., Nebraska

Hi Shane:

I hope you and everyone at O. Henry are doing great.

June has been a good month wagering so far. My losses since the start of the year has been reversed and I am in a small profit position now. My resolve to earn all my income from my wagering this year has not wavered and is even stronger than ever. I know my problem has been psychological because my readouts have been producing enough profits to give the income I need; I have been failing to wager appropriately.

In response to your inquiry about whether my winner inclusion rate of 88% was in the top 4, 5 or 6: I narrow my races down to 5 more than 95% of the time and sometimes it is clear enough to narrow it down to 4, so I would say that the average is 5.

This is definitely my breakout year. This is the year I'll declare myself a full time professional, not just in words but in \$\$\$\$\$, the only true measure: it'll be a testament to the dedication of the Doc and everyone at O. Henry.

Bye for now and give everyone there my regards. I'm hoping to meet you all later in the year.

Thanks,

M.W., Canada

DOC COMMENTS: Until he got PL4, he just couldn't seem to win for losing. My advice to this Canadian gentleman: Focus Win and Place and forget Trifectors. His statement "I have been failing to wager appropriately" is now about the only complaint we get since the advent of the Pace Launcher/SYNTHESIS series.

Hi Shane,

I wanted to thank you for your advise and let you know how well I did today at Del Mar: I had seven playable races. I had the winners in the top four in all seven and even had two races with only 3 contenders. Unfortunately, I didn't bet properly in two races and passed the \$46 winner I had on top. The best was the 7th race today. That's without trifectas or exactas.

Thanks,

S.P. California

Dear Shane & Doc,

I just had to pass this along. Watching a show called HealthWeek on PBS last night, it seems that Psychologists are now beginning to do studies on compulsive gambling, and are beginning to come to the realization that abstinence is not the answer.

Rather, they are coming to the conclusion that teaching people with gambling problems techniques to control their behavior and reduce the harm that their gambling creates in their lives is more productive than abstinence.

WOW! They could have saved themselves a lot of work if they had just called you, Doc!

E.S., California

DOC COMMENTS: We introduced an alternative for "controlled gambling" at a convention of Psychiatric/Sociology Professionals in 1987. 11 years later they're catching on! Like so many horseplayers I know...

Dear Doc:

I have been a client for the past six or seven years and I thought you might be interested in a major success I had playing Lone Star Park on Sunday May 3, 1998. I was in New Orleans for a conference and had a few hours to kill before the conference started, so I went to an off-track betting parlor in Gretna. The two tracks I planned to play were Lone Star park and Hollywood Park. I only recently upgraded to Synthesis from Pace Launcher 4 and used Synthesis for TrackMaster for only two weeks prior to this trip; so I was handicapping the races using both the BRIS and TrackMaster downloads to get a sense for how the sources compared to one another. Attached is a copy of the printout I took to the track.

For both programs, I selected pacelines for nine horses (copies of these races can be found on the enclosed diskette). My approach is to hide pacelines until I keep only the best pacelines for each horse entered (I essentially remove duplicates). Next I hide pacelines until I keep only the top six horses in the field, and they are my contenders. I base all selections and wagering decisions on my six contenders. For the TrackMaster version of Synthesis, I hide horses based upon its Bottom Line/Betting Line ranking (since I am still getting used to that program). For regular Synthesis, I hide horses based upon its Sartin Pace Number (SPN) ranking until I have six horses. However, I will only place Win bets on the top four horses ranked by SPN, and that

is without respect to how they rank in Betting Line/Bottom Line.

When the second race came up, I could not believe my eyes! My top two figure horses were going off at 7/5 and 9/2 respectively, but my third and fourth figure horses for both Synthesis programs were going off an 30/1 and 60/1! Immediately I double-checked my pacelines to make sure they were reasonable - and they were. I also checked the pacelines for the other horses to make sure I had not overlooked something - I had not. When everything looked appropriate, I decided on my wagering strategy. My strategy was to bet MY AB across the board for \$3/\$6/\$12 (W/P/S), and NOTED across the board for \$2/\$4/\$8. I also decided to box my top 4 horses for a \$1 Exacta Box (I thought the odds warranted it), and a \$1 Exacta Box keying MY AB with my top three other horses (TICK, PLAIN, and NOTED). The reason I used MY AB as my key horse is it had a different ESP rating than my other contenders. It was an Early Presser and the other contenders rated Early. My experience has been when I find a horse with an energy pattern counter to the other contenders, they win a high percentage of such races, and make excellent key horses for Exactas. I also made a \$1 Trifecta Box with my top four selections.

MY AB won the race catching NOTED about 30 yards from the wire. The payouts were \$62.40, \$27.60, and \$9.00 respectively (payouts, using EQUIBASE as the source, are enclosed). NOTED ran second paying \$55.40 and \$14.80 to place and show. The 7/5 favorite TICK showed. The Exacta for the race paid \$3,404.20 and the Trifecta paid \$10,617.00. My total wager for the race was \$77. My return was \$9,113. I would say \$118.35 is a pretty good return on investment. Since I had to go to an IRS window to collect, I have also included photocopies of the IRS tickets I received from the facility for the Trifecta and Exactas.

I would be honored if you would feature this race in an upcoming Follow Up article. As I said at the beginning, I have only been using Synthesis for about one month and the TrackMaster version for a couple of weeks. Both versions evaluated this race cold! Thanks for another great product and I look forward to submitting many more success stories!

Best Regards,
Phil Hilliard, Florida

Howard, my friend,

Thank you. Synthesis makes life at the track fun again.

Do I have the capability of inputting a race manually from the form?

What about Grade 1 races where the "Raw" figures got the winners but the adjusted didn't?

This is your best program ever. It's time to pull the ladder up. Thanks for all you have done for me.

DOC COMMENTS: Shane has written many Follow Up commentaries about using Raw on Triple Crown and Breeders' Cup type races. No you cannot hand enter when using the TrackMaster download, but all Synthesis users with TrackMaster have two programs, and one is for hand entry.

Were not "pulling up the ladder." The next rung is Synthesis II with improved corollaries and BL/BL. This is coming as a result of the outstanding reports and comments from clients like you.

Dear Doc, Shane

I hope that you can make heads or tails from these Win Charts from Del Mar 1998, and a couple of Longshot printouts for the people that think Synthesis does not get Longshots. IF I CAN DO IT, ANY ONE CAN WITH THIS PROGRAM. Thanks Doc,

R.R., California

DOC COMMENTS: He could have said: "Anyone with his ATTITUDE can. Attitude combined with Synthesis = Long Priced Winners. See his readouts next page.



When Horses Change Tracks

Shane received a call today that is typical from those saying they have problems at Del Mar. He answered the complaint with his own records from Sunday. The client had either not handicapped those races OR he left out the winner. "Put them in and call me back," said SHANE. An hour later the client called back and yelled, "GOT 'EM!" These kinds of calls from all over North America come several times a day. Invariably with the same result.

Each season when horses go from one track to another in the SAME circuit we get E-mail, letters and phone calls bemoaning the subjectively perceived "fact" that things have fallen apart and losers abound. Operative term: SUBJECTIVE!

Why? Because no objective study was made of the corollary factors that dominate the win circle at the NEW track. This is NOT a west coast phenomenon, it happens even more often in the east where shippers abound.

In the first 6 days at Del Mar SIX horses had to be put down. Now it's 9 that have been euthanized. All sorts of excuses were made to avoid admitting that the NEW Del Mar SURFACE is to blame. (more horses have been put to death at Del Mar since this was written) The track surface has yet to be properly blamed by official sources.

There was an abundance of chalk in the first few days, but even then there were enough overlays to make out. After the first four days came an abundance of overlays, typical of Del Mar DESPITE the new surface. WE picked just one day to demonstrate the FACTS as opposed to the SUBJECTIVE theories of the few who told us they were losing.

DMR0723 1 5.5 D AL 2 F \$50,400 PR=77												
BOTTOM LINE						BETTING LINE						
(##)	PN	CNAME	Ld	SR	PR	BAL	LS	ODDS	TRKDISTS	M/L	DAYS	AGE
S (4)	4	DUSTY1		78	69	5	23.4	EVEN	HOL 5.0D	6/1	21	2
W (1)	1	EMERG2		79	70	2	23.3	EVEN	HOL 5.5D	2/1	18	2
P (2)	2	FIRST2		75	65	5	19.5	2-1	GG 5.0D	1/1	19	2
(3)	3	MASTE1		70	70	8	16.3	3-1	HOL 5.5D	8/1	36	2

SYNTHESIS POWER RANKINGS AND FRACTALS

=====														
				PRIM				SUPP						
				B	L	T	PRIM	SUPP	FRACT					
				A	S	O	-----		-----					
				L	P	T	LS	R	LS	R	E	L	N	
				-----	-----	-----	-----	-----	-----	-----	-----	-----	-----	
##	PNCNAME	LdNT	SR	L	P	T	LS	R	LS	R	E	L	N	
1	1 EMERG2	1	79	2	1	1	12	1	7	1	1	1	1	
2	2 FIRST2		75	5	4	2	21	2	15	3	3	3	3	
3	3 MASTE1	1	70	8	3	4	25	3	18	4	2	4	4	
4	4 DUSTY1		78	5	2	3	12	1	10	2	4	2	2	

=====				PRIM		SUPP									
				E	L	C	T	H	F	S	F	S	E	T	T
				P	P	P	T	E	W	X	P	X	P	S	P
				R	R	R	-	-	-	-	R	-	-	-	P
1	1	1	1	3	1	2	2	1	2	2	1	2	1	1	W
2	2	4	3	2	3	3	4	3	4	3	4	3	2	3	
3	3	4	4	4	4	4	4	2	4	2	4	4	4	4	
4	1	2	2	1	2	1	3	1	3	1	3	1	3	2	

=====				ESP		SCBL	
1	E/P						
2	EAR						
3	EAR	2.0					
4	E/P	2.0					

FRACTALS WEIGHTED: E=Early L=Late N=Normal

All times confirmed by scope photography, etc.
Thursday, July 23, 2nd day of a 43-Day Meeting.

2010—FIRST RACE. 5 1/4 Furlongs. Purse \$48,720. 2-year-old fillies, bred in California.

Index	Horse and Jockey	WL	PP	ST	1/4	1/2	3/4	Str.	Fin.	To \$1
1488	Emerging Class, E Ramsey	115	1	3	1hd	1 1/4	-	11	12	3.70
---	First Legal, G Stevens	117	2	5	4hd	5	-	42 1/4	22 1/2	0.30
1459	Dusty Heather, P Toscano	118	4	2	3f	3f	-	2hd	35	14.20
1114	Can Can Alexis, F Martinez	117	5	1	5	4hd	-	3hd	43	12.20
1363	Master Blaster, V Espinoza	115	3	4	2hd	2hd	-	5	5	11.60

No Scratches

1—EMERGING CLASS	9.40	2.40	2.10
2—FIRST LEGAL	2.10	2.10	
4—DUSTY HEATHER			2.10

Off: 2:00 Time: 22.3:46.2:58.3 1:05 Track: Clear & Fast. Winner-b f 2 Regal Classic-Emergency Nurse-Blue Ensign. Trainer Leigh Ann Howard Owner, F Jack Liebau. Mutuel Pool \$183,710. Exacta Pool \$151,638. Quinella Pool \$25,123.

\$2 EXACTA (1-2) \$4.70

\$2 QUINELLA (1-2) \$3.20

DMR0723 8 8.0 D CL 3+ \$12,000 CP=\$10,000 PR=79

BOTTOM LINE --- BETTING LINE

(##)	PN	cNAME	Ld	SR	PR	BAL	LS	ODDS	TRKDISTS	M/L	DAYS	AGE
S (2)	4	FIVE 3		79	81	3	20.5	9-5	HOL 8.5D	4/1	26	6 S
W (4)	7	WALK 2p		79	79	3	18.5	5-2	HOL 7.5D	5/1	11	4 W
P (6)	10	DANCE3		75	80	9	16.6	3-1	HOL 8.5D	15/1	12	6 P
(1)	1	TENER1		76	80	8	14.3	7-2	HOL 8.5D	6/1	36	5
(3)	5	IZZY 2		72	80	9	13.5	4-1	HOL 8.5D	15/1	26	5 EX \$54.60
(5)	8	BIT 03		71	76	10	6.0	9-1	SA 8.0D	8/1	18	5 Tr \$186.80

SYNTHESIS POWER RANKINGS AND FRACTALS

											PRIM				SUPP														
				B	L	T	PRIM		SUPP		FRACT						E	L	C	T	H	F	F	S	F	E	T	T	
				A	S	O											P	P	P	T	E	W	X	P	X				
##	PNCNAME	LdNT	SR	L	P	T	LS	R	LS	R	E	L	N	ESP	SCBL	R	R	R					R						
1	1 TENER1		76	8	4	3	27	4	20	4	4	6	6	PRE	1.0	2	5	3	3	5	5	4	4	4	5	4	3		
2	4 FIVE 3		79	3	3	1	17	1	7	1	2	1	1	SUS	1.0	4	2	1	4	3	1	2	1	2	1	2	1		
3	5 IZZY 2	1	72	9	1	6	24	3	25	6	6	3	3	SUS	3.0	6	1	5	1	1	4	6	5	6	4	6	4		
4	7 WALK 2p		79	3	5	2	19	2	8	2	1	2	2	S/P		1	4	2	5	4	2	1	2	1	2	1	2		
5	8 BIT 03		71	10	6	4	36	5	21	5	3	5	5	PRE		3	6	6	6	6	6	3	6	3	6	3	3		
6	10 DANCE3	1	75	9	2	5	24	3	19	3	5	4	4	S/P	2.0	5	3	4	2	2	3	5	3	5	3	5	3		

FRACTALS WEIGHTED: E=Early L=Late N=Normal

2017—EIGHTH RACE. One Mile. Purse \$12,000. 3-year-olds and up, bred in California. Claiming price: \$10,000.

Index	Horse and Jockey	Wt.	PP	ST	1/4	1/2	3/4	Str.	Fin.	To \$1
1535	Walk The Plank, E Ramsammy.....	117	8	4	3 3/4	3 1/4	3 1/2	2 1/2	1nk	3.70
1525	Dancer Tam, F Martinez.....	117	9	5	1hd	1hd	1 1/2	1	2hd	10.70
1437	Five Under, V Espinoza.....	117	4	8	7hd	6 1/2	6hd	4 1/2	3 1/4	2.70
1488	Bit Of Summing, L Pincay Jr.....	117	7	8	6 1/2	6 1/2	4hd	5 1/2	4hd	9.60
1424	Cash Cash Cash, D Flores.....	117	2	7	8 1/4	7 1/2	7 3/4	7 1/2	5 1/2	3.00
1572	Something Sweet, M Garcia.....	117	3	2	4 1/2	4 1/2	5 1/2	6 1/2	6 1/2	31.80
1362	Tener Suerte, J Gonzalez.....	112	1	1	2 1/2	2 1/2	3 1/2	7 1/2	7 1/2	4.60
1437	Izzy A Pursnatcher, M Hunter.....	117	5	3	5 1/2	5 1/2	8 1/2	8 1/2	8nk	22.30
1510	Sudary, J Valdivia.....	117	8	9	9	9	9	9	9	41.90

Scratched — Queenie's Sweet
Claimed — Five Under for Caryn Keller by same.

7—WALK THE PLANK..... 9.40 5.00 3.60

10—DANCER TAM..... 9.80 5.00

4—FIVE UNDER..... 2.80

Off: 5:31 Time: 22.2:46.1 1:11 1/5, 1:23 3/5, 1:37 4/5, Track: Clear & Fast. Winner-b g 4
Pirate's Bounty-Tepee Party-Apachee Trainer Melvin Stute. Owner Charles, I Gold. Mutuel Pool \$289,687.10. Daily Double Pool \$116,253. Exacta Pool \$180,878. Quinella Pool \$30,963. Trifecta Pool \$222,568. Superfecta Pool \$120,105.

\$2 DAILY DOUBLE (1-7) \$28.60

\$1 EXACTA (7-10) \$54.60

\$2 QUINELLA (7-10) \$74.60

\$1 PICK THREE (2/5-1/5-7) \$32.00

\$1 TRIFECTA (7-10-4) \$166.60

\$1 SUPERFECTA (7-10-4-8) \$1,244.20

Pick Six Winning Numbers: 7-9-4-2/5-1/5-7. Pick Six Pool \$171,142. 9 tickets with 6 winners paid \$10,624.80. 288 tickets with 5 winners paid \$142.20. Pick Six Carryover none.

Pick All: \$10,240.72. Pick 5: \$1,120.72. Pick 4: \$1,120.72. Pick 3: \$1,120.72. Pick 2: \$1,120.72. Pick 1: \$1,120.72.

The deaths of 12 horses at
this year's Del Mar meeting
have put trainers, owners
and tracks under scrutiny.

DMR0723 5 6.5 D OC 3+ \$63,600 CP=\$80,000 PR=90

BOTTOM LINE -- BETTING LINE

(##)	PN	cNAME	Ld	SR	PR	BAL	LS	ODDS	TRKDISTS	M/L	DAYS	AGE
W (4)	4	DRIGG1		91	89	5	23.3	EVEN	HOL 7.5D	5/1	29	5
(2)	2	GO BU2		90	90	4	22.8	EVEN	GG 6.0D	10/1	19	5
(1)	1A	IRON 2		85	82	6	18.5	5-2	CD 6.0D	2/1	50	3
(3)	3	TOLEM2		83	90	5	17.9	5-2	BM 6.0D	15/1	113	5

SYNTHESIS POWER RANKINGS AND FRACTALS

				PRIM								SUPP																
				B	L	T	PRIM		SUPP		FRACT						E	L	C	T	H	F	F	S	F	E	T	T
				A	S	O	LS		LS		E	L	N					P	P	P	T	E	W	X	P	X	S	P
##	PNCNAME	LdNT	SR	L	P	T	LS	R	LS	R	E	L	N	ESP	SCBL	R	R	R	T	E	W	X	P	X	S	P		
1	1A IRON 2		85	6	1	4	22	3	17	4	2	4	4	E/P	3.0	2	4	3	4	4	3	2	3	2	4	4	4	
2	2 GO BU2		90	4	2	1	14	2	10	2	1	3	3	E/P		1	3	2	1	3	1	3	2	3	3	1	1	
3	3 TOLEM2		83	5	4	2	22	3	16	3	4	2	2	SUS	6.0	4	2	4	2	2	4	4	4	4	2	3	3	
4	4 DRIGG1		91	5	3	3	12	1	7	1	3	1	1	LAT	8.0	3	1	1	3	1	2	1	1	1	1	2	2	

FRACTALS WEIGHTED: E=Early L=Late N=Normal

DMR0723 4 6.5 D CL 3 \$17,000 CP=\$16,000 PR=82

BOTTOM LINE -- BETTING LINE

(##)	PN	cNAME	Ld	SR	PR	BAL	LS	ODDS	TRKDISTS	M/L	DAYS	AGE
(2)	3	THIRT1		82	82	4	22.4	EVEN	HOL 6.0D	5/1	19	3
W (5)	8	BOOLY2		79	79	4	20.0	9-5	HOL 6.0D	5/1	19	3
(6)	9	WAQUO2		78	80	9	15.3	7-2	TUP 6.0D	6/1	43	3
(1)	1	NATIO1		79	82	7	15.0	7-2	HOL 6.0D	8/1	19	3
(4)	6	REALL1		78	82	9	15.0	7-2	HOL 6.0D	8/1	19	3
(3)	4	ICEY 2		72	89	9	8.5	7-1	HOL 6.0D	15/1	76	3

SYNTHESIS POWER RANKINGS AND FRACTALS

												PRIM				SUPP												
				B	L	T	PRIM		SUPP		FRACT						E	L	C	T	H	F	F	S	F	E	T	T
				A	S	O											P	P	P	T	E	W	X	P	X		S	P
				L	P	T	LS	R	LS	R	E	L	N	ESP	SCBL	R	R	R					R					
##	PNCNAME	LdNT	SR																									
1	1	NATIO1	1	79	7	5	2	24	4	14	3	3	2	1	PRE	3.0	5	1	2	6	3	5	2	4	2	3	2	3
2	3	THIRT1	1	82	4	4	1	13	1	5	1	2	1	2	E/P	2.0	1	3	1	4	2	1	1	1	1	1	1	1
3	4	ICKEY 2		72	9	3	4	32	6	26	5	5	5	5	EAR	1.0	2	6	5	2	6	6	5	5	5	6	5	5
4	6	REALL1	1	78	9	6	3	27	5	20	4	4	4	4	E/P	2.0	3	4	3	5	5	3	4	4	4	4	4	4
5	8	BOOLY2		79	4	1	1	19	2	12	2	1	3	3	E/P	1.0	4	2	2	3	1	4	3	2	3	2	3	2
6	9	WAQUO2		78	9	2	5	23	3	26	5	6	6	6	EAR		1	5	4	1	4	2	6	3	6	5	6	6

2014—FIFTH RACE. 6 1/2 Furlongs. Purse \$63,600. 3-year-olds and up. Allowance/Claiming.

Index	Horse and Jockey	Wt.	PP	ST	1/4	1/2	3/4	Str.	Fin.	To \$1
1408	Driggs Retreat, J Gonzalez	117	4	7	7	62	-	32	1nk	6.10
4278	A-Tiger Talk, C McCarron	117	2	3	3hd	41	2 1/2	-	2nd	1.30
-	Zeke, G Stevens	117	7	1	2 1/2	21	-	1hd	36	2.20
9009	Go Bux, S Stevens	117	1	2	6 1/2	5hd	-	4hd	42 1/2	9.60
9336	Tolemco, D Flores	117	3	5	5hd	7	-	7	5 1/2	28.50
9397	A-Iron Cat, R Douglas	114	5	4	41	3hd	-	61	6nk	1.30
7067	Gold Knuckles, G Gomez	117	8	8	11	1hd	-	51	7	4.50

No Scratches

4—DRIGGS RETREAT 14.20 4.40 2.80
 1—TIGER TALK 3.00 2.20
 6—ZEKE 2.40

Off: 4:01 Time: :22.2 :45.2 1:09 4/5, 1:16 Track: Clear & Fast. Winner-ch g 5 Carson City-Mountaineer Honey-Northjet (Ire). Trainer Peter Lavine Owner Jerry, L Pace. Mutuel Pool \$356,992.30. Exacta Pool \$298,883. Quinella Pool \$47,971.

\$1 EXACTA (4-1) \$20.80 \$2 QUINELLA (1-4) \$17.20
 \$1 PICK THREE (7-9-4) \$118.40 PICK THREE POOL \$85,024

2013—FOURTH RACE. 6 1/2 Furlongs. Purse \$17,000. 3-year-olds. Claiming price: \$16,000-\$14,000.

Index	Horse and Jockey	Wt.	PP	ST	1/4	1/2	3/4	Str.	Fin.	To \$1
319	Waquoit Warrior, E Ramsammy	115	8	1	2 1/2	7 1/2	-	15	111	5.70
1308	Auburn Hills, I Enriquez	115	2	4	6hd	7 1/2	-	5 1/2	2 1/4	27.80
6109	Inyourface, A Sols	115	5	5	8	4 1/2	-	2hd	35	1.90
1473	Booly Boly, M Garcia	115	7	8	7 1/2	5 1/2	-	4hd	42	4.50
1475	National Unity, M Hunter	115	1	8	5hd	8	-	73	5nk	8.20
1475	Really Arrogant, D Sorenson	115	6	3	1hd	2 1/2	-	3 1/2	61	10.30
1475	Thirtyrights special, S Stevens	115	3	2	3 1/2	3 1/2	-	62	711	3.40
1094	Icay Gambler, J Gonzalez	110	4	7	4 1/2	62	-	8	8	17.00

Scratched — Fool Proof

Claimed — Thirtyrights special for Frank Boothe & Brad MacDonald by Brad MacDonald. Inyourface for John T & Gladys Tomigal by Bill Spawr Waquoit Warrior for Jose De-Lima by same.

9—WAQUOIT WARRIOR 13.40 7.40 4.80
 2—AUBURN HILLS 20.80 7.20
 5—INYOURFACE 3.20

Off: 3:31 Time: :22.1 :45.2 1:10 2/5, 1:17 Track: Clear & Fast. Winner-b g 3 Waquoit-Minty-Key to the Mint Trainer Barry Abrams. Owner David Abrams & James Auerbach. Mutuel Pool \$301,550. Exacta Pool \$210,490. Quinella Pool \$33,523. Trifecta Pool \$234 811

DMR0723 2 5.5 D MC 2 F \$18,000 CP=\$32,000 PR=70

BOTTOM LINE -- BETTING LINE

(##)	PN	CNAME	Ld	SR	PR	BAL	LS	ODDS	TRKDISTS	M/L	DAYS	AGE
W (2)	2	CURIO1		76	69	2	23.8	EVEN	HOL 5.0D	5/2	21	2
(3)	4	SUM N1		75	68	9	21.5	8-5	HOL 5.0D	4/1	36	2
P (4)	6	MEJOR1		74	69	5	18.9	5-2	HOL 5.0D	4/1	21	2
(5)	7	FELIN1		72	68	6	13.5	4-1	HOL 5.0D	7/2	43	2
(6)	8	OATS 1		73	68	9	10.5	5-1	PLN 5.0D	5/1	22	2
(1)	1A	KICKE1		65	68	11	7.0	8-1	HOL 5.0D	12/1	42	2

SYNTHESIS POWER RANKINGS AND FRACTALS

													PRIM				SUPP											
				B	L	T	PRIM	SUPP	FRACT							E	L	C	T	H	F	F	S	F	L	T	T	
				A	S	O	----			-----							P	P	P	T	E	W	X	P	X		S	P
				L	P	T	LS	R	LS	R	E	L	N	ESP	SCBL	R	R	R	R	R	R	R	R	R		S	P	
##	PNCNAME	LdNT	SR	-----																								
1	1A KICKE1		65	11	6	6	35	6	27	5	6	5	5	PRE	5.0	4	3	6	6	6	6	4	6	4	5	6	6	
2	2 CURIO1	1	76	2	1	1	10	1	6	1	1	1	1	PRE	2.0	3	1	1	1	1	2	1	2	1	1	1	1	
3	4 SUM N1		75	9	3	4	16	2	13	2	2	4	4	E/P	3.0	2	2	2	4	3	2	1	2	1	2	4	4	
4	6 MEJOR1	1	74	5	4	2	21	3	15	3	4	2	3	E/P	1.0	2	4	3	2	2	3	5	3	5	3	2	2	
5	7 FELIN1	2	72	6	5	3	27	4	17	4	5	3	2	E/P	2.0	1	6	5	3	4	5	3	4	3	4	3	3	
6	8 OATS 1		73	9	2	5	30	5	27	5	3	6	6	EAR		1	5	4	5	5	4	6	5	6	6	5	5	

FRACTALS WEIGHTED: E=Early L=Late N=Normal

2011 --SECOND RACE. 5 1/2 Furlongs. Purse \$18,000. 2-year-old fillies.
Maidens. Claiming price \$32,000-\$28,000.

Index	Horse and Jockey	Wt.	PP	ST	1/4	1/2	3/4	Str.	Fin.	To \$1
1459	Curious Marlene, M Garcia	118	1	7	3rd	1hd	-	11	1	2.60
1459	Mejor, K Desormeaux	118	6	3	73	82 1/2	-	52	2hd	3.40
	Princess Annie, A Sells	118	2	8	6hd	5 1/2	-	3 1/2	3 1/2	11.50
	Oats and Honey, V Espinoza	118	8	1	4 1/2	4 1/2	-	2 1/2	42	2.80
1333	A-Kicken Time, G Gomez	118	7	2	8	8	-	82 1/2	5hd	5.90
1385	Sum Nice, S Stevens	118	3	5	2hd	2 1/2	-	42	68	5.30
1323	Raley, J Enriquez	118	5	4	1hd	3hd	-	73	79	27.60
	A-Your Place Anytime, J Steiner	118	4	6	52 1/2	71 1/2	-	8	8	5.90

Scratched -- Felina

2	CURIOUS MARLENE	7.20	3.60	2.80
6	MEJOR	4.40	3.20	
3	PRINCESS ANNIE		4.40	

Off: 2:30 Time: :22.2 :48.4 :59.3 1:06 1/5. Track: Clear & Fast. Winner-ch 12 Sharp Victor-Curious Bladder-Naevus. Trainer Melvin, F State Owner Allen A Brian & Annabelle Stute. Mutuel Pool \$282,013.80. Daily Double Pool \$99,716. Exacta Pool \$206,635. Quintella Pool \$32,649. Trifecta Pool \$187,623.

DEL MAR July 23, 1998.

This was not an atypical day. The Del Mar average to date shows 4.5 overlays to 3.5 average chalk type winners (under \$7.00 on ten of the meet's race cards). Chalk and Overlays were about even. With rare exception each racing day has provided enough overlays to make any client following instructions, a good profit.

A total of NINE RACES this day. FIVE were profitable overlays.

FOUR were chalk type winners paying under \$6.40.

So much for the charge that SYNTHESIS at Del Mar produced NOTHING but chalk. Those making such charges are not entering ALL the races (except those with no North American lines and an abundance of FTS (first time starters). They're simply not following the specific instructions given in every recent issue of the Follow Up.

Maybe they are trying to be visual handicappers or pick contenders by outmoded rules, eliminate contenders they think might win by their own ego-centered perception of each entrant's ability, trying, against my specific advice, to be conventional "handicappers."

As a result, they're coming up with the low priced winners favored by the mass public. If they persist in this folly there is little anyone can do to help them. They're victims of their of self-deceptive egos.



DOC SARTIN

***The First Giant Step
in Handicapping...***
BREAKING EVEN

"....one small step for man...one GIANT step for mankind..."

Many refuse to believe. Most scoff at it. But breaking even is the FIRST GIANT STEP toward CONSISTENT profits.

It's Sisyphus reaching the top of the mountain and NOT sliding back down again. It's Columbus discovering America (actually only a small adjacent North American island). And if Vespucci or the Vikings found the continent first THEY only reached an offshore island. But look what IT ALL started! (only because the Native Americans had terrible immigration laws).

Once a handicapper can consistently break even, the road ahead becomes virtually a happy, carefree coast down the other side of the mountain. I say this with full confidence because it has happened to me, along with countless others, including icons like Ainslie, Brohamer, Bradshaw. It is also true of Mark Cramer and few other legends of horse race wagering, not just our people.

Remember Bradshaw's sad tale, enunciated at every seminar, of how he had to bet every horse in a race just to cash a winning ticket??

This same metamorphosis can and must apply to all of you who are not now winning according to prescription.

The solution, if you're employing Pace Launcher 4 or SYNTHESIS, is truly simple. Just follow directions. Almost all users of these programs are doing so and winning more than ever dreamed possible.

There is an adage in the world of advertising - "Tell them, tell them you told them, tell them WHAT you told them, then tell them again WHAT you told them, and finally, tell them you told them what you told them."

It must work. Millions of people are buying things they can't afford and don't really want or need.

So I'll go over it again:

- (1) Set a MINIMUM win mutuel YOU are willing to accept (mine, I'll repeat for umpteenth time, is \$7.00).

Sometimes that slides to \$6.80 because I bet early and have NEVER been shut out. By the same token those odds of 5-2 when I bet, will just as often go UP!

(2) As my OTHER bet I use the second horse from my top 3 BL/BL, supported by the corollaries I find are most predictive by surface, distance and, to a SLIGHT degree class, relative to TODAY'S competition. With minor exceptions, mostly in Allowance and Stakes, I virtually ignore class factors UNLESS there's a BIG disparity. When I lose, THAT'S often my error: ASSUMPTIONS about CLASS!

(3) For those who STILL get their biggest payoff from their 4th Rated BL/BL, here's the BEST piece of advice I can give. And yes, I've given it often before. If your computer is handy, HIDE any horse, especially if it's ranked one or two on BL/BL, whose odds are too LOW for you to consider as a wager. NOW look at your BL/BL. Often 4th or 5th ranked horses become 2nd or third. You are NO longer suffering from the presumed stigma of looking at a winner who rates 4th.

(4) If you do NOT take a computer with you to the track or off-site wagering center, just CROSS OFF the horses with odds too low to bet. NOW look at what happens. You'll suffer ONLY when a short price horse wins and your second bet fails to come in. Since you weren't going to bet the low odds horse, anyway, your chances for long term profit are increased by 36%. EVEN MORE for those CURRENTLY refusing to accept a 4th positioned BL/BL.

(5) Most important. Remember that BL/BL numbers do NOT descend by 1 WHOLE digit. They descend more minutely through Fuzzy Logic combined with Chaos Math. Always look at your second BL, BETTING LINE and relate PROJECTED odds to real odds. If your newly revised Betting Line produces no worthwhile OVERLAYS, pass the race.

There is an old myth, fostered by a couple of former teaching members from the 1980's. It says you must NEVER hide or scratch the ALLEGED pace-setter. One former teacher taught it as the 11th commandment. Last I heard he advertises himself as a 'Former PIRCO Charter Member', but came in 47th in a group of 47 at a Vegas Handicapping contest.

He was and is INCORRECT. It is not WHO sets the pace at the BEGINNING that counts at the mutuel payoff window.

It is who crosses the FINISH line first.

Sometimes that IS the pace setter, but it usually will have TT, HE, TS and other corollary rankings to it support when it does.

If our visit with Tom Brohamer proved nothing else it crystallized the need to throw out old, NON-viable concepts and adapt to reality.

Both Brohamer and Ainslie before him did so and are far better off because of it.

The trick is: FIRST start breaking even. The rest will come easily to all those who abandon stubborn resistance.

MEET THE PRESS

Cramer-Olmsted Report

In general, the universal pace bias in racing favors pressers and stalkers, for a sexually valid reason.

Once horses are more experienced, the best ones, the ones with the winning climax, are those that are sensitive to the pace of a race. Handicapping foreplay considers both workouts and pace configuration. Final time handicapping considers only the climax, and is destined to miss out on the most sustaining and profitable outcomes.

Sometimes, the very first touch (start call) exerts a direct impact on

the ultimate climax, the way the flight of a butterfly in Japan could conceivably influence whether a storm front hits California hardest in Santa Barbara or San Luis Obispo.

In general, the universal pace bias in racing favors pressers and stalkers, for a sexually valid reason. The come-from-behinders have begun the act before becoming aroused and have difficulty getting (it) up on time.

On the other hand, the one-dimensional front runner is usually fully aroused too early.

The stalker or presser runs the race aroused from the outset, but harnesses its urges until the precise moment.

DOC COMMENTS

The pseudo-Freudian analysis contained herein, with its sexual overtones, was probably done tongue in cheek. The fact remains that what WE call Pressers, ARE winning the majority of races around the country and have been for some time.

However, according to Zoologists, the reason is not sexual but inbred; what some may call instinctual. The earliest animal behavior and zoological studies were done in Africa by close observation of herds of Zebras, who are equine in every respect. Later studies were conducted in the U.S. Sierra Nevada and their Nevada counterparts where herds of wild horses are causing an ecological problem.

Both the Zebra and Horse demonstrated the same herd instinct. It was determined they run as they do to protect themselves from PREDATORS.

In the U.S. there are a few harassing mountain lions and bob cats but they are not much of a menace. Yet the wild horse herds of the U.S. behave exactly as the African Zebra where the principle predators DO KILL their prey. The chief enemy of the Zebra is the Lion and other predatory members of the cat family.

Healthy Zebras cluster just behind the front of the pack; then a few yards back from their designated leaders, a second, larger, group press the leaders from a mid-pack cluster. Only those Zebras that fall behind become the trailing lone prey for the predators. The natural order of things is for trailers to catch up to the mid pack as soon as they can. In Africa, Silky Sullivans get devoured.

In the America's, even without many menacing predators, the same phenomenon is observed. Most horses, even those domesticated to the Thoroughbred level exhibit a similar tendency.

Thus it behooves the trainer to gradually wean his charge from a raw maiden clinging to the herd and condition it to surge to the lead or close behind. It is quite rare to find a GOOD horse who by NATURE lingers behind and then makes a big final move toward the wire. This is also a by-product of training. The first step being to drive out the fear of lions, which, consciously or unconsciously, is what trainers do when they first wean a colt or filly: Create confidence and eliminate much the young animal's instinctive fears.

When Conditioners discover that they have a potentially strong One Move closer, they either capitalize on it or try to alter its behavior pattern. This attempt usually meets with little success. So they train them to move productively from behind the pack. A move that can be very successful, especially with Routers and TURF horses.

To the best of my knowledge, no trainer has ever used lions to get his horses to make faster moves to the front.

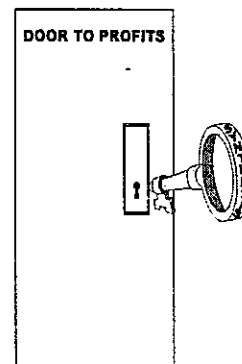
SYNTHESIS

THE ULTRA - ADVANCED SOLUTION SYNTHESIS—so named because it synthesizes ALL viable corollaries from every viable Sartin readout since 1975: Total speed, Entropy, Quad-Rater, Total Pace Potential, Incremental Match Up Compugraph and more. Many other features have been added or revised and honed into finite chaos formula ratings, adding extra corollaries for more secure wagering decisions with SYNTHESIS.

\$679 *Full price or upgrade from Pace Launcher:*

From PL4 purchased after August 1997	\$229
From PL4 upgraded from PL3 after August 1997	\$329
From PL4 purchased <i>prior to</i> August 1997	\$379
From PL3	\$429

CA residents add 7.75% tax



Sartin Methodology TODAY & TrackMaster...

TrackMaster, a leader in the electronic horse racing industry, has extended its special offer for Sartin Methodologists using **Pace Launcher 3, Pace Launcher 4 or SYNTHESIS through June 1, 1998***. Utilizing **TrackMaster** data saves you considerable time and money over whatever data source or manual entry you currently use. TrackMaster programs contain the official program numbers, morning line odds, and other data not found anywhere else... and give you a printout that looks just like the Form. Never again do you need to buy a Form or Track Program! TrackMaster gives you superior pricing, customer service (11 hours a day, 7 days a week) *and superior data!*

- TrackMaster Past Performances (TM/PP) - \$1.00 per racecard with no minimums or sign up fee. The TM/PP program for Windows is FREE and can be downloaded from our Internet site (www.axcis.com). Racecards are available from the Internet or through a self-contained dialer in our program.
- TrackMaster Plus (TM/PLUS) - Features almost every piece of handicapping information that someone could want. Racecards are available through a built-in dialer and 800 number directly to our computer, with NO CONNECTION CHARGES. Examine the program and demo racecard: www.axcis.com

So get ON LINE with TrackMaster...and take advantage of this special offer through June 1, 1998. See Follow Up 67 or call **TrackMaster** at 800-334-3800 for pricing details.

If you are using Pace Launcher 3, 4 or SYNTHESIS, and would like to use TrackMaster, you can order the TrackMaster version for these programs allowing you to download directly into your program via TrackMaster all the vital racing data you need. TrackMaster was kind enough to extend their offer, so we'll extend ours...

\$100.00


***for our TrackMaster compatible version of
PL3, PL4 or SYNTHESIS***

No need to turn in your existing program - keep it should you want to utilize manual input.

* TrackMaster requires Windows 3.1 or Windows 95 and a 14.4 or better modem.

"In these videos and audios I've taken you through a proven winning procedure STEP BY STEP...Given you the ANSWERS to the questions most asked along with various OPTIONS to help you make profitable DECISIONS. But only you can make the ultimate decision that fits the key into the lock that opens the door to PROFITS!"

Doc Sartin



3 VIDEOS • 5 AUDIOS • 3 WORKBOOKS

Video #1/Audio #1
PROCEDURE and CONCEPT
with Workbook

Video #2/Audio #2 (2 audio tapes)
WINNING Step-by-Step
with Workbook

Video #3/Audio #3 (2 audio tapes)
THE PSYCHOLOGY OF WINNING
with Workbook

3 Video set - \$99.00

5 Audio set - \$60.00

This Video/Audio series reveals a TRUE explanation of the Sartin Methodology TODAY, direct from its creator.

G. Henry House, Inc. • 1390 E. 6th Street #5 • Beaumont, CA 92223

a visit from Tom Brohamer

While preparing this issue of the Follow Up, Tom and Shirley Brohamer paid a visit to my office, beautifully tanned by the desert sun shining over their 18 hole Del Web golf course. I was counseling with a client when they arrived. We chatted about subjects of mutual interest, then Tom dropped a bombshell.

He explained that for many months he had virtually abandoned handicapping, despite living five miles from Indio's off track wagering site. Not worth it, he said, with so many low priced horses winning. Besides the Brohamers prefer golf at home and fishing in the High Sierras.

Then a few weeks ago he decided to "play around" with SYNTHESIS, which we'd given him months before. He started with Del Mar. He raved about it and went back to handicapping. He got more higher priced winners than ever before with any other program.

Tom has adapted well to racing's NEW realities. By altering BOTH his perception of contender and paceline selections and abandoning his old mainstream guidelines, realizing they were getting him low paying winners, he and Synthesis are knocking them dead. He no longer makes personalized adjustments to pacelines or worries about pars or any of the other strange things he used to do. He uses the program as directed. He is also a TrackMaster consultant.

This is as much a tribute to Brohamer as it is to SYNTHESIS. His native handicapping abilities, which are superior, and eschewing what the "public" does, his mutuels have soared.

In openly admitting it in front of a client he proved that he is not concerned with promoting his own ego and remains one of the few truly decent gentleman in the field of handicapping author-experts.

Tom's endorsement, along with Mark Cramer's coming so close together, has brought me much happiness and sense of accomplishment.

Tom promised us a SYNTHESIS Follow Up article in the near future.

A REPORT FROM RAUL BURNS...

Dear Dr. Sartin and Shane

Finally got TrackMaster and Synthesis married. It works swell.

Enclosed are results of my last Saturday trip to Danville OTB.

Since this was early experience with TrackMaster and Synthesis, I only wagered \$20 to \$30 per race. I started out with \$40 in my wagering pocket. At the end of 10 races I had \$103.10. Those two high odds horses that I invested in across the board 2 - 4 & 8 really helped the ROI.

I've also enclosed an article from our local paper - apparently O. Henry had a Terre Haute friend.

Sincerely & God Bless

Raul Burns, Indiana

SPT-05/23/98

Page: 1

Race 1 Weather: Clear Track: Fast Off: 1:01 Time: 23 47 3/5 59 3/5 1:12 4/5

3- Donne Do Right	\$8.00	\$4.80	\$3.20	3.00*
6- Rare Ice		\$3.80	\$2.80	3.00
5- River Rode			\$3.40	6.30

\$2 Exacta 3-6 Paid \$27.00

Scratched: None

THOUGHT DONNA
WAS OUT CLASSED BUT COLLECTED EXACTA

Race 2 Weather: Clear Track: Fast Off: 1:29 Time: 23 4/5 48 1:14 2/5 1:41

1- Iona's Boy	\$3.00	\$2.40	\$2.20	0.50
2- Dixie Diamond		\$5.20	\$4.40	9.40
9- Reigning Spy			\$6.40	25.30

\$2 Exacta 1-2 Paid \$14.80

\$2 Trifecta 1-2-9 Paid \$117.40

\$2 Superfecta 1-2-9-5 Paid \$793.60

Scratched: Motel Mayhem, Nazos Park

NO VALUE

Race 3 Weather: Clear Track: Fast Off: 1:58 Time: 24 47 4/5 1:14 3/5 1:40 2/5

3- Heartache Dyne	\$13.00	\$8.20	\$4.40	5.50
5- Templing Terry		\$7.80	\$4.40	7.20
7- J. P. Star			\$2.80	1.70

\$2 Exacta 3-5 Paid \$67.00

\$2 Trifecta 3-5-7 Paid \$156.80

Scratched: None

HEARTACHE #3 BL BL
HAD ACROSS THE BOARD

Race 4 Weather: Clear Track: Fast Off: 2:26 Time: 24 48 3/5 1:14 3/5 1:40 3/5

5- Music Meter	\$6.20	\$4.00	\$2.60	2.10
8- Fort Steuben		\$7.80	\$4.60	8.60
2- Regreta			\$2.60	1.60

\$2 Exacta 5-8 Paid \$61.60

\$2 Trifecta 5-8-2 Paid \$180.60

Scratched: None

MUSIC #1 BL BL
WON

Race 5 Weather: Clear Track: Fast Off: 2:53 Time: 24 48 1/5 1:14 4/5 1:40 4/5

8- Eddie's Tycoon	\$16.80	\$7.20	\$3.80	7.30
6- Peg's Lite		\$13.60	\$5.20	16.40
2- Jerricho Shout			\$2.80	1.30

\$2 Exacta 8-6 Paid \$143.60

\$2 Trifecta 8-6-2 Paid \$597.20

Scratched: Serenader, Shock Me Doc

PEG'S LITE #2 BL BL
HAD ACROSS THE BOARD

Race 6 Weather: Clear Track: Fast Off: 3:21 Time: 23 47 1/5 59 1:11 3/5

8- I Know My Bodie	\$6.00	\$3.00	\$2.40	2.00
7- Gold Medal Valor		\$3.00	\$2.20	1.70
1- Untenable			\$2.80	3.40F

\$2 Exacta 6-7 Paid \$12.60

\$2 Trifecta 6-7-1 Paid \$24.00

Scratched: None

I KNOW #1 BL BL WON

SPT-05/23/98

Page: 2

Race 7 Weather: Clear Track: Fast Off: 3:50 Time: 23 3/5 47 4/5 1:14 1:39 3/5

1- Zhaozong	\$9.60	\$5.60	\$4.40	3.80
3- Prairie Affair		\$22.80	\$13.00	22.80
6- Babalover			\$5.20	6.30

\$2 Exacta 1-3 Paid \$143.20

ZHAOZONG # 2 B L B L

\$2 Trifecta 1-3-6 Paid \$1,349.80

WON

Scratched: None

Race 8 Weather: Clear Track: Fast Off: 4:18 Time: 23 1/5 47 2/5 1:13 2/5 1:39

8- Jaguar Prospect	\$12.80	\$8.40	\$4.00	5.40
6- Micanopy		\$6.80	\$3.60	6.40
5- My Dear Watson			\$2.60	1.40

\$2 Exacta 8-6 Paid \$62.40

JAGUAR # 2 B L B L

\$2 Trifecta 8-6-5 Paid \$171.60

WON

Scratched: Guinness On Tap, Wase Star

Race 9 Weather: Clear Track: Fast Off: 4:47 Time: 23 47 3/5 1:12 1/5 1:37 1/5 1:49 4/5

7- Polar Expedition	\$8.00	\$4.20	\$3.00	3.00
1- Bucks Nephew		\$5.40	\$3.80	4.60
4- Shed Some Light			\$5.80	12.00

A Handicap For Four-year-olds And Upward. \$200,000 Guaranteed.

\$2 Exacta 7-1 Paid \$31.00

\$2 Trifecta 7-1-4 Paid \$242.80

\$2 Superfecta 7-1-4-9 Paid \$2,782.40

Scratched: None

SHED # 3 B L B L

HAD PL + SHO WAGER

PRETTY GOOD SHO PAYOFF

Race 10 Weather: Clear Track: Fast Off: 5:15 Time: 23 3/5 48 1/5 1:13 2/5 1:39 1/5 1:52

3- Stacker Of Wheat	\$8.40	\$4.80	\$3.80	3.20
5- Our Forbes		\$20.60	\$8.80	25.10
4- With Hope			\$4.80	5.90

\$2 Exacta 3-5 Paid \$131.40

\$2 Superfecta 3-5-4-11 Paid \$5,430.80

Scratched: Early Conquest, Unforbesgettable

STACKER # 2 B L B L

WON



WORKBOOK RACES - WARNING

It doesn't happen often, but when it does it creates a tempest in a teapot. Some clients, when entering Pace lines from PL4 or Synthesis races in workbooks or the Follow Up, will enter ONLY the computer EQUALIZED DISTANCE lines and skip the ORIGINAL LINES. In so doing they get readouts and rankings that are different from the ones we show.

ALWAYS enter the original lines first and let the internal workings of the computer equalize and adjust the lines. That way you'll be on the same page that we are.

More Valuable Insights from Mel Shrawder

August 1, 1998

Dr. Howard Sartin
O. Henry House, Inc.
1390 E. 6th Street, Ste 5
Beaumont, CA 92223

Dear Howard:

I am looking forward to your new ideas later this year and the proposed automatic save of the winner. Enjoyed the Client Issue very much as it gave me the opportunity to see what kind of things others are doing. It's come full circle for me Doc. At first I viewed the programs and methodology as restrictive, but now I realize I can incorporate any of that mainstream stuff (if I really wanted to) plus have all the methodology tools at my beck and call. I listened to your audio presentation on Trackmaster's Real Audio and your statement about O. Henry House's customer service is "right on the money." In my early initiation into the methodology I was excited and had some moderate success, then I hit a rough patch and was ready to call it quits, but something clicked all of a sudden, and now I'm doing better than I ever have and having fun to boot. The amazing thing is my day job has become much more demanding cutting into my handicapping time. However, some of the principles I've learned through the methodology (self talk) actually helped me in recently negotiating a nice 30% raise. Guess it's not only applicable to the ponies.

Anyway, here's another study and article and I'm curious how you will respond. I hit all three horses (not big bets as I was experimenting), but I do think there is potential for helping clients with abulia which you've spoken so much about with this approach. Know you hate rules, but would like your response on this if you get the time.

Best to you, Shane and all!

Thanks.



Mel Shrawder

Creating Sartin Angles

My wife and I recently ventured forth away from my home track Penn National to Delaware Park outside Wilmington (and of course we detoured over to Newark, DE for some of that terrific Grotto's Pizza).

Delaware Park is a nice track with a lovely picnic ground for families, one armed bandits for folks looking for that Vegas or Atlantic City feel, and for bird lovers (or should I say "bird dropping" lovers) they have the grandstand. If you can park your butt in a seat that doesn't have "pigeon doo" at Delaware then you're having a good day.

Anyway, when my wife goes to the races with me she doesn't care about winning. She's kind of a proponent of the "power ball" philosophy. If it doesn't pay at least \$20.00 she wants nothing to do with it. I'm a fairly conservative player, but when I go with the wife, I've learned to try to find some big longshots to bet on. She's not interested in betting lines or overlay advantages, so I decided to try a different approach which is now part of my own toolbox. Her questions may be naive, but to the point - Which longshot has the best chance? Can the horse win today?

To prepare for our trip I worked about two weeks of Delaware's races up and noticed that Factor X was doing pretty good in \$20.00 plus winners. I usually am very reliant on BLBL, but as an experiment and since the wife was with me I decided to play some longshot Sartin angles along with my traditional selections. I got the idea one day standing in line collecting a bet at Penn when another fellow started explaining how he hit the race using an angle. He intricately explained the structure of his angle and said it was doing great this week. I smiled thinking to myself, "just wait for the bottom to fall out."

Angles were very popular prior to Beyer speed handicapping methods, and often became regular articles in such publications as American Turf Monthly. Then Quirin, Scott, trip handicapping, pace handicapping and now value handicapping have kind of left angles in the dust. Angles are restrictive recipes for obtaining winners and profit. They are a series of rules usually "peak picked" by a system peddler after reviewing known results. Even if they do work they often only work at a specific track during specific times.

As you probably know the Sartin Methodology is against fixed rules, and yet many people crave rules as a way of organizing (or blaming others) for their decisions. Doc has spoken of abulia (indecision) often and for those with obsessive cases the thought of having to make an actual decision can be a very painful process. Anyway, I did a little research into angles and studied their structure. Basically there are performance angles, trainer maneuver angles, and a combination of the two. System peddlers use a variety of tools to enhance angles. Lou Holloway in his buck book "How to Bet the Horses" listed some of these tools - Essentials, Power (or Key) Factors, Maneuvers, Tighteners. You can add to these tools Secondary Factors, Odds Restrictions, and Tie Breakers. Combine them and you have the making of an angle. Most angles rely on finish position, lengths, trainer intent, man-made class maneuvers, and usually have catchy names such as the Double Drop Way Back Angle- "Guaranteed 99% winners with the only loser a horse who threw the jockey."

I've listed some of the disadvantages (i.e. peak picking, non-universality, going out of date, etc.), but even on page 4 of Follow Up 69, an impressive "kinky" handicapper like Mark Cramer is listing what in essence is an angle in his challenge to Doc. This is not to denigrate Mark because I attended a seminar in Baltimore a few years back and Mark was very inspiring that day. My point is that a well structured angle can be useful if (a) monitored regularly, and (b) is track specific. It helps the player who cannot make a decision; it aids in longshot play; it restricts players from playing every race looking for a 20 dollar winner; and it brings out the artist in you (explained below).

Anyway, to help my wife on my Delaware trip I created a Factor X angle. Each race she would ask me for the top 3 Factor X horses and we would go through our angle checklist. This angle was derived by studying previous Delaware winners paying \$20.00 or more. No doubt about it, it would qualify as "peak picking", but the rules were restrictive and based on sound handicapping factors (Sartin factors), not commonly used factors.

When I was designing the angle I had a lot of fun as it really allows the imagination to work and allows marrying Sartin factors with mainstream factors if you choose. There is an "artistry" about the creation and development of an angle because it is of your design, based on your supporting research and Doc's incredible handicapping factors.

Here's the Delaware Longshot Factor X Sprint Angle (catchy enough name? - apply in order):

Essentials:

1. Doc's best of last three paceline selection approach.
2. Composite Top 5 after Hide Feature
3. Hide on BLBL if not a Double Digit Bottom Line horse
4. No races where 2 or more FTS
5. 5.5F and 6F Sprints only at Delaware Park

Power/Key Factor:

1. Top 3 FX horses on Superscreen

Secondary Factors:

1. Balance cannot exceed 8
2. BLBL cannot exceed 5/1-----

Maneuvers and Tighteners: (Mainstream)

1. Last Race must have been within 60 days

Odds Restrictions:

1. Only play horses 9/1 up (\$20.00).*

* (We could have restricted this further by saying 9/1 through 30/1 to aid in win percent while risking losing a giant payoff.)

Tie-Breakers:

1. Play highest rated BLBL horse. If tie, play both.

The results at Delaware that day were so good my wife and I left early for Grottos Pizza. I was fortunately off work Monday and played simulcast at Delaware when I got back home hitting Perkins Magic for \$56.60. I had never had that many boxcar mutuels that close together in my life. Fluke? Well, throw out those \$50.00 winners and look at my Delaware angle over a month's time after that initial trip. Still very profitable.

Yes, there is nothing more terrifying than an extended losing streak, but nothing more thrilling than hitting a \$20.00 + winner. With a well researched angle you'll have "Power Sartin Factors" as the basis of your angle to do so. Plus you'll still have the freedom to add some mainstream tighteners to satisfy your need to cling onto your warehouse of handicapping knowledge (Research though). If you can handle a bit longer losing streaks emotionally and you suffer from abulia then perhaps this approach might work for you, and if it doesn't work -- feel free to blame me. Best to you all.

(I caution against using the FX method at your track without modeling \$20.00 plus winners and their "power factors" from the Superscreen.)

DELO516 2 6.0 D CL 3+ \$10,000 CP=\$10,000 PR=76 PFT=112.24										
BOTTOM LINE -- BETTING LINE										
PN	cNAME	Ld	SR	PR	BAL	LS	ODDS	TRKDISTS	M/L	QUALIFIERS
										ODDS
4	WATRA1x		82	80	6	18.6	5-2	AQU 8.0D	5/1	
7	SPART1		80	77	7	17.5	5-2	DEL 6.0D	3/1	1.90*
3	NEART1		78	77	5	14.5	7-2	FG 6.0D	10/1	26.40
9	BACK 1		78	76	7	14.3	7-2	PIM 6.0D	4/1	
5	JUVEN1		74	82	7	12.3	9-2	DEL 6.0D	20/1	23.40
6	GAME 2		77	77	10	12.3	9-2	DEL 6.0D	5/1	

SYNTHESIS POWER RANKINGS AND FRACTALS

											PRIM										SUPP																		
											B	L	T	PRI	SUP	FRACT													E	L	C	T	H	F	F	S	F	T	T
											A	S	O	R	R														P	P	P	T	E	W	X	P	X	S	P
##	PNCNAME	LdNT	SR	L	P	T				E	L	N	ESP	SCBL	R	R	R				R				R				P										
1	3	NEART1	78	5	6	1	4	1	1	1	S/P	5.0	4	3	4	6	4	4	1	3	1	1	1	1	1	1	1	1											
2	4	WATRA1x	82	6	3	2	1	2	4	2	3	E/P	2.0	3	4	1	1	2	2	6	1	6	2	2	2	2	2	2											
3	5	JUVEN1	74	7	5	4	5	4	3	4	5	EAR		2	6	6	3	6	3	3	5	3	5	3	3	3	3	3											
4	6	GAME 2	77	10	1	6	5	6	5	6	4	E/P	7.0	5	2	5	5	3	5	4	5	4	4	5	6														
5	7	SPART1	80	7	4	3	2	3	2	5	6	EAR		1	5	2	4	5	1	2	2	2	4	4	5														
6	9	BACK 1	78	7	2	5	3	5	6	3	2	PRE	6.0	6	1	3	2	1	6	5	4	5	3	4	4														

DELO518 4 6.0 D CL 3+ F \$11,500 CP=\$8,000 PR=76 PFT=112.24

BOTTOM LINE -- BETTING LINE

PN	cNAME	Ld	SR	PR	BAL	LS	ODDS	TRKDISTS	M/L	QUALIFIERS
										ODDS
2	CONSE3		85	79	3	24.1	EVEN	AQU 6.0D	2/1	1.10*
3	ROYAL3		85	81	4	21.8	8-5	LRL 6.0D	3/1	
5	PERKI1		79	85	6	17.3	5-2	CT 7.0D	15/1	27.30
6	AXE M6		77	80	7	14.5	7-2	LRL 7.0D	8/5	2.90
1	BRILL1		76	76	10	14.0	7-2	DEL 6.0D	6/1	

SYNTHESIS POWER RANKINGS AND FRACTALS

										PRIM		SUPP	
										E	L	S	F
										P	P	P	T
										R	R	R	R
##	PNCNAME	LdNT	SR	L	P	T		E	L	N	ESP	SCBL	R
1	1 BRILL1		76	10	3	5	5	5	5	5	E/P	6.0	4
2	2 CONSE3		85	3	2	1	1	1	1	2	E/P	2.0	1
3	3 ROYAL3		85	4	1	2	2	2	4	2	PRE	5.0	3
4	5 PERKI1		79	6	5	3	3	3	2	4	EAR		2
5	6 AXE M6		77	7	4	4	4	4	3	3	S/P	8.0	5

** Perkins Magic only odd qualifer.

Horse Name	Win	Place	Show
Perkins Magic	56.60	15.20	8.20
Axe Me to Waltz		5.00	4.00
Brilliant Sugar			4.20

Double 5-5 133.40
Exacta 5-6 238.60
Trifecta 5-6-1 1,269.80

DELO519 2 6.0 D CL 3+ F \$11,500 CP=\$8,000 PR=79 PFT=111.79

BOTTOM LINE -- BETTING LINE

PN	cNAME	Ld	SR	PR	BAL	LS	ODDS	TRKDISTS	M/L	QUALIFIER
										ODDS
1	JEALO1		87	81	2	22.8	EVEN	AQU 6.0D	9/5	1.00*
3	GLORI3		89	77	4	22.3	EVEN	PHA 6.0D	5/2	3.50
4	TO TH1		81	79	8	15.0	7-2	DEL 6.0D	7/2	
6	JASON2		81	80	7	14.9	7-2	FG 6.0D	12/1	25.50
2	BLITZ1		80	80	7	14.5	7-2	PEN 6.0D	8/1	

SYNTHESIS POWER RANKINGS AND FRACTALS

										PRIM		SUPP	
										E	L	S	F
										P	P	P	T
										R	R	R	R
##	PNCNAME	LdNT	SR	L	P	T		E	L	N	ESP	SCBL	R
1	1 JEALO1		87	2	5	1	2	1	1	1	E/P		1
2	2 BLITZ1		80	7	2	3	4	4	3	4	E/P	5.0	4
3	3 GLORI3		89	4	4	2	1	2	2	2	PRE	4.0	2
4	4 TO TH1	1	81	8	1	5	5	5	4	5	EAR	4.0	3
5	6 JASON2		81	7	3	4	3	3	4	3	SUS	10.0	5

** Jason Sharp only odds qualifier.

Horse Name	Win	Place	Show
Jason Sharp	53.00	13.40	6.60
Jealous Crusader		3.20	2.80
To the Hoop			3.60

Daily Double 4-6 112.80
Exacta 6-1 135.00
Trifecta 6-1-4 626.80

Delaware FX Angle

Delaware Longshot Factor X Sprint Angle

Date	Name	Surf	Dist	PR	\$Won	\$Place	\$Show	Man-made Class
8051601	Roman Quality	D	6.0	74	\$22.60	\$14.60	\$8.20	MC12.5
8051602	Neartheridge	D	6.0	76	\$54.80	\$13.80	\$6.60	C10.0nw2l
8051607	Mored Amour	D	6.0	75	\$0.00	\$0.00	\$0.00	fA26.0n1x
8051802	Rockwell College	D	6.0	81	\$0.00	\$8.00	\$2.10	C20.0nw2l
8051804	Perkins Magic	D	6.0	76	\$56.60	\$15.20	\$8.20	fC8.0
8051807	Regal Dewey	D	6.0	78	\$0.00	\$15.80	\$8.40	fC17.5
8051902	Jason Sharp	D	6.0	79	\$53.00	\$13.40	\$6.60	C8.0
8051909	Dealers Key	D	6.0	71	\$0.00	\$0.00	\$0.00	fC4.0n1y
8052502	Manatash Knight	D	6.0	77	\$0.00	\$0.00	\$0.00	C6.0
8052505	Firey Jennifer	D	6.0	80	\$0.00	\$0.00	\$0.00	C10.0
8052508	Fit to Flirt	D	6.0	81	\$0.00	\$0.00	\$0.00	fC17.5
8052509	First Quote	D	6.0	76	\$0.00	\$0.00	\$0.00	C10.0nw2l
8052602	Far Quest	D	6.0	79	\$0.00	\$0.00	\$0.00	MSW
8052603	Our Slew	D	6.0	83	\$23.80	\$7.40	\$2.80	C22.0
8052701	Princess Jr	D	6.0	76	\$0.00	\$6.20	\$2.40	fMSW
8052703	Classy Stassy	D	6.0	70	\$0.00	\$0.00	\$0.00	fMC10
8052705	Warwicks Warrior	D	6.0	78	\$0.00	\$0.00	\$5.60	C13.5
8052709	Patriot Quickstart	D	6.0	81	\$0.00	\$0.00	\$0.00	A26.0nw2l
8053101	Wolf Bite	D	6.0	72	\$0.00	\$0.00	\$0.00	fC5.0n1y
8053103	Its Only Money	D	6.0	83	\$0.00	\$0.00	\$0.00	A28.0n2x
8053108	Patric Again	D	6.0	85	\$0.00	\$0.00	\$0.00	Stk50
8060102	Roman Quality	D	5.5	80	\$0.00	\$0.00	\$0.00	C17.5nw2l
8060602	Firey Jennifer	D	5.5	75	\$0.00	\$0.00	\$0.00	C5.0n1y
8060606	Oh My Lassie	D	6.0	78	\$29.80	\$10.20	\$5.00	fC13.5
8060708	Harmony Queen	D	6.0	88	\$0.00	\$9.40	\$6.00	Stk50
8060901	Dixie Danny	D	6.0	77	\$0.00	\$0.00	\$0.00	C10.0nw3l
8060902	Sassenach	D	6.0	77	\$0.00	\$0.00	\$0.00	C10.0
8060905	Romanation	D	6.0	86	\$30.00	\$12.60	\$6.20	C25.0
8060908	Heavenly Eclipse	D	6.0	84	\$0.00	\$0.00	\$0.00	fC40.0n4x
8061002	Listen Listen	D	6.0	70	\$0.00	\$0.00	\$0.00	fMC10.0
8061008	Big Red Bishop	D	6.0	83	\$0.00	\$0.00	\$0.00	A28n.02x
8061305	Polski Pani	D	6.0	79	\$0.00	\$0.00	\$0.00	fC20.0nw3l
8061502	Turn the Wheel	D	6.0	76	\$0.00	\$0.00	\$4.40	C10.0nw2l

(Plays)	33		\$270.60	\$126.60	\$72.50
		ROI	\$4.10	\$1.92	\$1.10

Long LS 9
(lose streak)

Win % 21.21% Profit Days % 37.50%

Races 95 Plays/per Races 34.74%

Perception & the Senses

We learn chiefly through three sublevels of our senses. Auditory (hearing it) and Visual: seeing it in writing and, since the advent of TV, seeing it as if we were actually there, has become like an added sense. It's still visual but with a new dimension.

The number of clients winning through our 3 part Audio-Visual series with three accompanying reference manuals, is staggering. They tell us they didn't truly understand how to apply the Methodology before getting the tapes.

The credit for this is not entirely mine. Neither is the blame for anyone's failure to understand via the written word. Since my own children started grade school in the late 1950's, our educational system has not focused on the value of the written word. Books that were required reading in the 1930's and 40's, are not only no longer required, they're not even read. In fact there is NO longer any REQUIRED reading of literature

I have grandchildren who have never read Shakespeare, Milton, Dante, Sir Walter Scott, Longfellow or even O. Henry, Mark Twain, Hemingway, Fitzgerald or Steinbeck. I love them both dearly but, by classic standards, they're only SEMI-literate, except when it comes to the computer, where my grandson is an A plus student. My granddaughter got work with a motion picture production company based on her HANDS-ON learning of cosmetology and wardrobe, along with bit-part acting that is in her genes.

With the diminished importance of the written word in our educational system we see statistics about college graduates who cannot adequately read or write; can't even paraphrase a newspaper article correctly.

Since the very beginning of my handicapping tenure, clients by the hundreds have said they found my writing hard to comprehend. I thought Brohamer's book would solve the problem, since he's so articulate and succinct. It didn't. We received many complaints from his NON-client readers saying HE was hard to understand.

That came as a shock to me because Brohamer took pains to write in the most SIMPLISTIC vocabulary. However, enough people comprehended him to use the Sartin formulae he produced to make clones of Phase III. Many even went on to SELL them as their own.

That's not a complaint against Brohamer. I authorized the book. However, It is a sad commentary on the so-called handicapping Information industry where, as in NO OTHER business, ridiculous claims and promises are made but not fulfilled and little done about it.

The semi-literate condition of so many Americans is not really their fault. It is just a sociological fact created by our public schools. The majority of us cannot fathom full meaning from the written word.

The entire blame cannot fall to public education of itself. Sociological, economic and political pressures are at least equally to blame. In our current atmosphere it would seem that all these forces combined are conspiring to creating an equally mediocre society.

That's why I produced the 3 part Video and Audio tapes.

When I look people right in the eye and speak to them, they've always seemed to understand and benefit. The written word, mine or anyone else's, including the best handicapping authors, has often been MIS-interpreted by readers.

Perhaps that's a good thing, at least for us. There's been a lot of very good handicapping material written over the years. Taulbot, Ainslie, Mahl, Beyer, Brohamer, Cramer, Bradshaw; even some of Quinn and Quirin, to mention just a few.

They can all take a certain justifiable pride in much of their work. But, like myself, they cannot take too much pride in the way a vast majority of their readers acted upon their words. How do I know? Because the percentage of those PROFITING to those LOSING money has NOT been appreciably altered throughout the past fifty years.

The lack of effectiveness of the written word is perhaps most dramatically reflected on the internet. Virtually anything about handicapping that is even somewhat intelligent is misunderstood and subjected to mass ridicule. Fortunately, very little handicapping information on the net is even remotely intelligent.

Put something viable on Video and Audio tapes, however, and the story changes. Just read the articles written by clients in the last few issues and the VOX POP letters from those with my video testifying to the fact that the tapes convinced them that better paying winners are not readily found through visual inspection, but from the techniques described on the tape.. Sam Wada wrote about it. Among many others, so did Tim Gagas and Louis Chavez.

LOUIS CHAVEZ QUESTIONS HIS PERCEPTION OF VISUAL PERCEPTION

Dear Mr. Shane Sartin: sending you the materials of the race we recently discussed over the phone. As I told you then, me and my great visual perception, agreed that that race was unplayable, little did I know that when I returned home, and ran the race through synthesis as I usually do, after I get the race results. As your Dad points out in the follow-up synthesis and computer consistency and accuracy, would once again prove me wrong.

From New York's TIM GAGAS

To Doc & Staff:

Greetings from New York and Belmont Park.

I reviewed your three video tapes and found that I was not using the corollaries properly. After viewing the tapes I have re-vamped my record keeping and have begun to improve steadily. I used to have the horses to bet in my readouts but had a problem of which two to wager on and ended up betting from my gut and losing more than I should.

As you can see from the following races at Belmont, your video-audio series set me straight. I only passed three races: one at a mile and 3/8, a maiden 5 1/2 for TWO year olds and Maiden Special Weight. Of the remaining 6 races I won 4, lost 2.

I'm particularly happy about the \$101.50 winner in the 5th race, FELITE PETEL. It came up #1. Thanks for your Video/Audio series.

A Report From Remington Park

Following is a report from a New Mexico client who joined us in 1991 with Thoromation. However, until he got Pace Launcher 4 and upgraded to SYNTHESIS, his results were spotty and cyclic. To his great credit he perservered and now is getting, and I quote him, "UNBELIEVABLE race results."

I include just THREE of his WINNING examples from Oklahoma's Remington Park. He should be saluted for his ability to select and wager ONLY on horses paying \$7 or more. Now that he has his handicapping selection process down pat and is making SOME profit, I think my comments might help him in the area of proper wagering.

In the FIRST example he apparently bet 60/40, \$3 and \$2 with back up bets of \$2. He spent ten, NETTED \$23. He more than doubled his money which is good. I hope he eschewed the \$3 show price on his report. He makes no mention of a Quinella. Perhaps there was none in this race.

EXAMPLE 2: He has a \$13.80 winner right on top, the \$2.60 PLACE horse 2nd, the \$4.20 SHOW horse 3rd. He DOES make a Quinella wager that pays only \$8.80. He would have been better off putting that Q money on the winner or possibly bet \$4 on the show horse that paid so much more than the Place Horse. GOOD handicapping. Careless betting.

EXAMPLE 3: He does a really good contender/paceline job on this race. The \$10.60 winner is BL/BL 2nd, the \$28.20 - \$11.80 Place horse is FIRST, justifying an across the board bet. He NETS 65.80. Very nice profit. He seems to universally bet only \$10 per race and judiciously spreads his money.

However, my question is this: WHY DID HE BET A QUINELLA that paid only \$8.80 and avoid betting one at the same cost, paying \$154.40?? In each instance the horses were TOP 2.

This is in no way a criticism of him personally. I see it all the time.

He certainly has earned the right to be proud of his improved handicapping skills. Now I would suggest that he up his total wager to at least \$20 and DEMAND higher Quinella or Exacta payoffs. If one risks money on these exotics the potential REWARD must be enough to warrant the risk: \$8.80 was NOT. \$154.40 IS.

The moral: Be just as demanding of the Exotics minimums you'll accept as you are of Win and Place mutuels.

Perhaps he doesn't need my commentary. The fact that, *using his readouts*, a friend won over \$600 is comment enough. His friend tipping the teller is a good sign that we should all be dubious of so-called racetrack "friends."

With such friends, who needs enemies?

August 5, 1998

O. Henry House, Inc.
1390 E. 6th Street, Ste 5
Beaumont, CA 92223

Dr. Sartin, et al,

I'm enclosing some unbelievable (to me) race results which I hope will be of interest to you and others.

When I was working on my choices, I wouldn't have bet two-bits that I was going to win even one race. After all, there were horses coming from seven different tracks of varying class, etc. I just kinda jumped in with the attitude of *Let's just see what this program will do.* As you will see, it did plenty!

I had four straight winners, four straight quinellas and one exacta in my top two choices in the first four races that I played. In addition I had one trifecta in my top three choices and the daily double.

There was a friend(?) sitting with me and after he saw me win two straight quinells, he started placing bets. He won over six hundred dollars and I won \$34.00. My friend told me that he had tipped the teller \$5.00 but he didn't even bother to tell me thanks! Se la vie.

I believe that you can confirm these results through the DRF on the Internet.

Thanks for a great program.

Regards,

Lee S. Cargilo
Lee Cargilo

①

BOTTOM LINE -- BETTING LINE

PNCNAME	Ld	SR	PR	BAL	LS	ODDS	TRKDISTS	M/L	DAYS	AGE	TC
3 GOOD 4	86	77	4	22.3	EVEN	WRD 6.0D	15/1	P	8.60	4.20	
6 I WAN1	84	81	4	21.8	8-5	RP 6.0D	4/1	W	7.80	4.60	3.00
8 WESTE2	84	69	7	17.5	5-2	PRM 6.0D	9/5				
5 WET W2	83	73	8	15.5	7-2	HOU 6.0D	10/1				
1 CHARM3	82	72	7	14.6	7-2	WRD 6.0D	15/1				
4 SMELL1	74	75	12	2.0	20-1	FMT 6.5D	5/1				

EX _____ TRI _____ QU _____ BET 10.00 WON NET
\$23.80

SYNTHESIS POWER RANKINGS AND FRACTALS

#	PNCNAME LdNT	SR	L T		PRIM								SUPP					FRACT			ESP	SCBL			
			S	O	E	L	C	T	H	F	F		S	F	E	T	T			E			L	N	
1	1 CHARM3	82	6	3	5	2	4	4	2	5	4	26	5	5	4	3	3	3	18	3	5	2	2	S/P	5.0
2	3 GOOD 4	86	5	1	4	1	1	1	1	3	2	13	1	1	2	1	1	1	6	1	4	1	1	SUS	5.0
3	4 SMELL1	74	1	5	6	5	5	6	6	6	6	40	6	6	6	6	6	6	30	6	6	6	6	EAR	7.0
4	5 WET W2	83	2	4	3	4	3	5	5	4	1	25	4	4	1	5	5	4	19	4	1	4	4	E/P	2.0
5	6 I WAN1	84	3	2	2	3	2	3	3	2	3	18	2	2	3	2	2	2	11	2	2	3	3	EAR	
6	8 WESTE2	84	4	4	1	5	2	2	4	1	5	20	3	3	5	4	4	5	21	5	3	5	5	EAR	

FRACTALS WEIGHTED: E=Early L=Late N=Normal

RP0703 4 8.0 T SH 3+ \$8,000 CP=\$7,500
07-02-1998 10:03:38 PM

②

BOTTOM LINE -- BETTING LINE

PNCNAME	Ld	SR	PR	BAL	LS	ODDS	TRKDIST	M/L	DAYS	AGE	TC
6	FUDDY1	86	80	3	23.6	EVEN	LS 8.5T	7/2	BELW	13.80	3.40 3.00
7	SILVE1	85	82	3	23.5	EVEN	LS 8.0T	9/5	P	2.60	2.40
3	WHERE2p	83	77	6	20.3	9-5	FMT 6.0D	30/1	5	4.20	P 8.80
9	SENAT1p	80	70	10	13.0	4-1	WRD 6.0D	5/2			TRI 259.80!
8	LIBER1	77	75	8	9.0	6-1	FMT 8.0D	6/1			He DIDN'T GET TRI
EX			TRI			QU	8.80	BET	610	WON	

+ 20.10
NET

SYNTHESIS POWER RANKINGS AND FRACTALS

				LST		PRIM								SUPP								FRACT							
#	PNCNAME	LDNT	SR	P	T	E	P	P	C	T	H	F	F	X	LS	R	S	P	X	E	T	P	LS	R	E	L	N	ESP	SCBL
1	3	WHERE2p	83	3	3	3	3	3	4	3	3	2	21	2	3	2	3	2	3	3	3	14	3	3	3	3	3	SUS	3.0
2	6	FUDDY1	86	4	2	1	1	1	2	2	1	3	11	1	1	3	2	2	2	2	10	2	2	2	2	2	SUS	1.0	
3	7	SILVE1	85	2	1	2	2	2	1	1	2	1	11	1	2	1	1	1	1	1	6	1	1	1	1	1	SUS		
4	8	LIBER1	77	5	4	5	5	5	3	5	5	5	33	4	5	5	5	4	4	4	23	5	5	4	4	4	S/P	3.0	
5	9	SENAT1p	80	1	5	4	4	4	5	4	4	4	29	3	4	4	4	5	5	5	22	4	4	5	5	5	S/P	3.0	

FRACTALS WEIGHTED: E=Early L=Late N=Normal

RP0703 6 6.0 D CL 3+ \$6,500 CP=\$12,500
07-02-1998 10:22:47 PM

③

BOTTOM LINE -- BETTING LINE

PNCNAME	Ld	SR	PR	BAL	LS	ODDS	TRKDISTS	M/L	DAYS	AGE	TC
8 RED A3x		81	73	6	20.6	9-5	WRD 8.0D	20/1	<u>P 28.20</u>	11.80	(NOTE)
10 SAWMI3		82	79	3	18.8	5-2	OP 6.0D	9/2	<u>W 10.60</u>	6.00	5.40
12 VAYAC1		80	70	6	16.3	3-1	WRD 6.0D	12/1			
6 BINGO1		78	69	11	15.0	7-2	WRD 5.5D	20/1			
4 BOLD 2		79	79	7	14.0	7-2	OP 6.0D	9/5			
5 PRINC1x		77	77	9	11.5	5-1	LS 8.5D	10/1			
8 RED A3x											

154.40
 Direct Bal

9 154.40
Dinner 2.00

EX _____ TRI _____ QU _____ BET 10⁰⁰ WON 21.80
+44.00

+44.00
\$65.80 NET

SYNTHESIS POWER RANKINGS AND FRACTALS

				PRIM												SUPP										FRACT				
#	PNCNAME	LDNT	SR	L	T	E	L	C	T	H	F	F			S	P	E	T	T			E	L	N	ESP	SCBL				
				P	P	P	R	R	R	R	R	R	R	R	LS	R	N	X		S	P	LS	R							
1	4	BOLD 2	79	3	2	1	6	4	4	6	2	2	25	4	5	2	6	3	3	19	4	2	4	5	EAR					
2	5	PRINCLx	77	5	5	4	5	6	1	3	4	6	29	5	6	6	5	5	5	27	6	6	5	3	S/P	6.0				
3	6	BINGO1	78	2	6	5	4	5	3	4	3	3	27	5	4	3	4	6	6	23	5	3	6	4	S/P	6.0				
4	8	RED A3x	81	4	3	3	2	2	1	2	2	5	17	1	1	5	1	2	2	11	2	5	2	2	S/P	5.0				
5	10	SAWMI3	92	4	1	2	3	1	5	5	1	1	18	2	2	1	2	1	1	7	1	1	1	1	PRE	4.0				
6	12	VAYAC1	80	1	4	6	1	3	2	1	5	4	22	3	3	4	3	4	4	18	3	4	3	1	S/P	5.0				

FRACTALS WEIGHTED: E-Early L-Late N-Normal

In Memoriam
Gloria Jayo

In August we lost Gloria to cancer. Her death was swift with no long, lingering suffering.

The pain is ours, along with her eight children, many grandchildren and great-grand-children.

My own testament to her is that to all she was the consummate 'mother'. Although she was only two years older than I, she manifested this beautiful quality with me by carefully putting little pictures of flowers on all positive correspondence. She would try to hide anything negative so I wouldn't get upset.

She adopted me as her own and treated me with the same tenderness and kindness that made her so beloved by all who were even remotely under her magnanimous wing.

We have all lost a wonderful, devoted and loyal individual. God in Heaven awaits you, Gloria. You earned your place...enjoy its bounty.



2
J
P

8
J
C

