

# The FOLLOW UP

with Howard G. Sartin, Ph.D.

EVOLUTION

ISSUE # 70



INDICAPPING REVOL

## BOTTOM LINE/BETTING LINE: The Acid Test

SEE PAGE 22

Publisher's Desk	1
On Line with Shane	5
Downloading	8
Continued Success	13
Meet The Press	22
Exotic Wagering Warning	34
A Report From Tim Gagas in New York	35
Vox Populi	39
Let's Go East	41
Making Full Use of Balance, Graphs, SPN, Engen & Composite	44
Psychology of Winning	47
It's In The Air	51
Follow The Money	53
Commentary	55
Money Matters	56
Anatomy of a Problem Bet	70

The FOLLOW UP is published six (6) times a year by O. Henry House, Inc. in conjunction with the Inland Empire Institute. Subscription price is \$72 per year third class mail and \$87 per year first class & Canadian mail, other foreign subscribers: \$100/year. Back issues are available for \$12.50 each. California residents add 7.75% sales tax. If you have any problem with your subscription or have a change of address, please contact O. Henry House at the address below. All information in this publication is for informational purposes only.

# The FOLLOW UP

**O. HENRY HOUSE, INC.**  
**1390 E. 6TH STREET, STE 5**  
**BEAUMONT, CA 92223**

**909-845-5907**

between 1 and 3 PM Pacific time

Please send all correspondence to this address. This includes submission of material for publication consideration, letters, opinions, comments - whatever.

Thank you,  
O. HENRY HOUSE, INC.

## STATEMENT OF POLICY

The Sartin Methodology is based in Psychotherapy and its goals are NOT directed toward fostering the illusions or delusions of gamblers seeking magic solutions for picking winners. We are primarily a healing arts organization dedicated to providing an alternative solution to mainstream psychiatry's prescription of total abstinence for non-winning handicappers. Our slogan is - and always has been -

**"THE CURE FOR LOSING IS WINNING"**

**O. HENRY HOUSE, INC.**  
**PIRGO**  
**THE SARTIN**  
**METHODOLOGY**  
1390 E. 6TH STREET #5  
BEAUMONT, CA 92223



© 1998 O. HENRY HOUSE, INC.

All right reserved. No part of this work may be reproduced or transmitted in any form or by any means, electronic or mechanical, including photocopying and recording, or by any information storage or retrieval system, except as may be expressly permitted by the 1976 Copyright Act or in writing from the publisher. Past Performance and Results charts copyrighted by Daily Racing Form, Inc.

TO THE PROCRASTINATORS, THE FORGETFUL & THE NOT YET INFORMED



DON'T BE LEFT OUT!

JOIN US NOW!

---

## HOWARD SARTIN TRIBUTE DINNER

Join us as we gather to celebrate a lifetime of  
Dedication, Perseverance, INNOVATION, and Contrariness  
with the one, only and certainly unique, Howard "Doc" Sartin.  
His contributions, now legendary, have kept us entertained and enriched  
for twenty-three plus years. **JOIN US** as we celebrate with the "Doc"  
on Breeder's Cup Weekend.\*

**WHERE: BOULDER STATION in Las Vegas, NV**

**WHEN: NOVEMBER 7, 1998**

**DINNER:** (includes \$\$\$ for gifts): \$75.00 per person (send to Steve Schmidt at address below)

**PHONE:** Boulder Station's 800-683-7777 to reserve your room.

Be sure to mention you are with **The Sartin Methodology Group**.

## Testimonials

One of the gifts will be a book of testimonial letters with your thoughts about 'The Doc':

How he has helped you, how you met,  
how you have been inspired by him, how you have been enriched by him...

**WHETHER YOU ARE ABLE TO ATTEND OR NOT, YOUR LETTER WILL BE A  
PERMANENT, TIMELESS TESTIMONIAL TO HOWARD. BE A PART OF IT.**

Send in your Recollection, Remembrance or Inspiration to:


Steve Schmidt, PO Box 55429, Santa Clarita, CA 91385. (e-mail-Scschmidt@aol.com)

Thank You All for your Participation!

**The Sartin Banquet Committee ~ John Mihai, Dennis Mikkelsen, Steve Schmidt, Mary Sartin**

*\*Added Bonus: It will be a great time to work races with Doc, Shane and other clients in this gathering of Methodologists.*

(This notice is being inserted at the printers where the Follow Up is printed, enveloped and labeled for mailing... so don't mention this to Doc)



The Internet is a marvelous thing. Take away the pornography and the outright lies and slander, as recently exposed by 60 Minutes, and you get a good cross-section of how the public thinks: in this case the horse *playing* and handicapping public: Like the gentle rain from heaven it falls on us all, good and bad (make 'bad' = misinformed).

Except for this Bozo who seems quite up to date in his thinking:

**Subject: Re: Howard Sartin**

**Date:** 16 Jul 1998 00:00:00 GMT

**Organization:** EarthLink Network, Inc.

**Newsgroups:** [alt.sport.horse-racing](#)

Howard has never claimed to be the inventor of velocity, and has always acknowledged Ray Taulbot and Huey Mahl, among others. He >did, however, take velocity analysis to its limit, after which time he >became the most ripped off handicapping expert ever. The vast >majority of handicapping programs on the market are direct rip-offs of >his work in the 80's. However, the public has never fully understood >even his early methods because most just want answers and winners >handed to them, whereas the Sartin Methodology requires one to study, >learn, grow, and above all... (cover your ears you "mainstream" >zombies)... to THINK FOR YOURSELF!!!

>

BOZO

Here's one who likes to think for himself. I've always encouraged that. But much of what is deemed self-thought is highly contaminated, centered from a distorted ego and leads to *losing* ! Every great accomplishment has been achieved through some kind of methodology!

Methodology and thinking for yourself don't seem to go hand-in-hand.

As I read your last sentence, I thought of a parent teaching his children the lessons of maturity...

In my opinion, the very best people have always conveyed lifes most valuable lessons free of charge...

But then again, even handicapping gurus with degrees in psychology have to earn a living too...

Regards,  
Cadillakin

For myself, I've always felt certain aspects of knowledge belong in the public domain, and cannot be claimed. Velocity analysis, pace analysis, sustained-speed analysis, call it whatever you like.... It's just physics. So, if we must talk about rip-offs and such, I guess we would have to concede that "all" pace (velocity) handicappers are ripping off Sir Isaac Newton.

As for the above one, I think he wants a freebee. His focus on Sir Issac Newton is two generations out of date. He was too linear for solving today's problems. We do not depend on velocity, pace analysis or anything else he claims. We employ ratings compounded from Quantum and Chaos figures - the physics of TODAY. Read the following article: Although somewhat dated, it explains the difference.

American Turf Monthly • April, 1997

# **Speed Ratings *VERSUS* by Bob Pandolfo Compounded Ratings**

*Some figures don't tell the whole story.*

"...a Ph.D. by the name of Dr. Howard Sartin. Sartin got involved with handicapping almost accidentally. As a psychiatrist\*, he was given the task of helping addicted horseplayers stop their losing habits. He decided that the best way to do this was to turn them into winning horseplayers.

He developed a feet-per-second formula (also known as velocity ratings) which has come to be known as "The Sartin Methodology."

Not only did the Sartin Methodology break each horse's performance down to feet-per-second intervals, it also produced the first compounded ratings."

\*that should read psychologist

Pandolfo then goes on to describe some of our compounded ratings from the Phase III. Fortunately for us, he does not do so accurately. Like so many authors after him he confuses Factor X with Sustained Pace and juxtaposes several other factors.

However, his basic thesis is well founded. In Phase III, I produced two **Compugraphs**, one showing X's for each contender's position by **Fraction**. The other did likewise with **Compounded Rating** positions. At that time these were limited to **Early Pace, Sustained Pace, Late Pace, Factor X, Factor W, and True Speed**.

During those years when Phase III dominated the Methodology, client reports clearly demonstrated that the Line Scores from the **Compounded Compugraph** produced far more winners than those from just the basic fractional readouts.

This continues to be the case today. With SYNTHESIS we have a new array of **Compounded Ratings** offering added corollaries that provide users more security in making wagering decisions. Pandolfo's statement about our using feet-per-second formula is yesterday's news. Ratings are no longer f-p-s. They are derived from the highly intricate mathematics of Chaos physics and are more finite and create clearer differentials between rankings.

We, along with Aline Best, of whom you've often heard, have gone to telephone wagering. We recommend Philadelphia Park as the only source we absolutely know to be honest. They require \$100 down, cash or credit card and they always give you your balance on request and pay you your profits immediately upon request.

For complete details, plus running odds on each race transmitted to your computer, see ON LINE WITH SHANE.

### ADVANCE TO THE REAR

A surprisingly large number of you have been faithfully filling out and returning your PACE LAUNCHER/SYNTHESIS WAGERING DECISION CHART, recording the Win Mutuel, Average Balance and the BEST Primary and Supplemental Corollaries that pointed to the winner, as viewed from the 1-2-3-4 BL/BL contenders. Since we published a similar chart in Follow Up 68 for PLACE, we're starting to get some of those back.

We're in the process of computerizing THIS and many other pertinent records. Soon you'll be able to make all key records and wagering profit entries with a couple of key strokes.

We got one WIN chart back from a lady who I'm sure is very nice. However, she concluded that MY chart wasn't good enough for her so she decided to re-invent the wheel: to advance—to the rear. She wanted the chart to reflect some old standbys; Median Energy, Second Call and Total Energy Potential. These factors are Corollaries that can be recorded separately or noted under Best P.C. and Best S.C. (Secondary Corollaries) She opted to ELIMINATE Balance altogether. Average Balance is a VITAL NEW factor that cannot be overlooked.

In effect she decided to take an automobile, remove the tires, shape the wheels to fit some old railroad tracks, and call it a train. You can all make your own charts to your heart's desire. But, PLEASE fill out MY charts as instructed.

Proper use of BL/BL is winning BIG for MANY who never before were able to win consistently. Yet, as always, I think it can be improved to the degree that virtually all winners will fall within the TOP 3. To achieve this near-miracle, I need those charts filled out exactly as prescribed. You must remember, that *what* wins for *you* is far more important than what wins for me and a few others I work with.

Gloria Jayo, who worked with us here for nearly 10 years, has had to leave due to illness. Many of you developed a friendly relationship with Gloria over the years. If any of you would like to send her a note or card, we know it would lift her spirits. You may send any correspondence to Gloria care of the O. Henry House office.

# ON LINE WITH SHANE

SHANE'S TECH SUPPORT LINE:  
**909-845-1728**

HOURS (Pacific time) Weekdays -  
**11:30 AM to 3:00 PM**

**E-MAIL: [shane@discover.net](mailto:shane@discover.net)**  
or send your question/problem by mail

## CREATING INTERNAL FRACTIONS WHEN NONE ARE PUBLISHED

In most Florida Turf Races and in Foreign events there are no internal fractions published. Some clients still want to "play" these races, either by using final time alone or, as in Florida, going WAY BACK for a line that does contain internal fractions but is NOT relative. Of three races sent by a Florida client, I was able to get the 7th race only, a \$19 winner.

The client sent me an 8th race at Hialeah with many horses having no real pace lines. There is no way to do such races with true accuracy. I never fool with these kinds of races.

One person we know merely divides the Final time (in seconds and 10ths) by the number of 8ths in the race and slight progressive time adjustments as the race progresses. Example;

In his race at Hialeah, a slower track:

Final time at 8.5 furlongs 1:46 = 106. Divided by 17 equals 6.23. 1/4 mile time  $4 \times 6.23 = 24.94$ .

Doing this sometimes works by accident, but it's largely self-delusion.

Add .15 for the next 1/4 mile.  $24.94 + .15 = 25.09$ .  $24.94 + 25.09 = 50$ . Half Mile. Now the mile time is 6.2 seconds subtracted from the final time.  $106 - 6.2 = 1:39$  Your new times are: 24.94 - 50 - 1:39 (99) - 1:46.

Looks great but it doesn't really work precisely enough to be of much value. A lot of naive persons are utilizing this procedure at Florida and foregone tracks where no internal fractions are published.

---

### For Your Information

The Del Mar website address is:

<http://www.dmtc.com/>



## Closing day at Hollywood

Anyone who worked the final day at Hollywood Park should have had the 2nd race with an \$88.20 win. Better yet, an across the board wager was called for in this case. Even \$2 across netted a healthy \$135.40 payoff. Here are the readouts from Synthesis including the Quantum Rater graph.

HOL0720 2 9.0 T CL 4+ \$40,320 CP=\$40,000 PR=87  
 BOTTOM LINE -- BETTING LINE

(##)	PN	CNAME	Ld	SR	PR	BAL	LS	ODDS	TRKDISTS	M/L	DAYS	AGE
( 6)	7	BOISE1		89	89	3	23.8	EVEN	HOL 8.0T	6/5	15	6
( 1)	1	ATWOO3		84	86	3	23.0	EVEN	HOL 8.5T	15/1	30	4
( 5)	6	MISSI2		82	86	9	17.4	5-2	HOL 9.0T	5/1	24	4
( 3)	3	AWESO3		79	89	6	13.0	4-1	HOL 8.5T	3/1	17	6
( 2)	2	SALIS1		79	86	10	6.3	9-1	GG 8.5T	15/1	30	4
( 4)	4	SHADY1		73	89	11	6.0	9-1	HOL10.0T	12/1	17	5

### SYNTHESIS POWER RANKINGS AND FRACTALS

=====															PRIM										SUPP									
				B	L	T	PRIM			SUPP			FRACT							E	L	C	T	H	F	F	S	F	E	T				
				A	S	O														P	P	P	T	E	W	X	P	X	E	T				
##	PNCNAME	LdNT	SR	L	P	T	LS	R	LS	R	E	L	N	ESP	SCBL	R	R	R	T	E	W	X	P	X	E	T	R	S	E					
1	1 ATWOO3		84	3	3	2	12	1	9	2	2	2	1	LAT	3.0	3	1	2	1	1	2	2	2	2	1	2	2	1	2					
2	2 SALIS1		79	10	6	4	35	5	27	6	5	6	6	SUS	2.0	2	6	5	5	6	5	6	5	6	6	5	5	5	5					
3	3 AWESO3		79	6	5	3	28	4	19	4	4	4	5	SUS	3.0	4	5	4	3	4	4	4	4	4	4	4	3	3	3					
4	4 SHADY1		73	11	2	6	36	6	26	5	6	5	4	LAT	7.0	6	4	6	6	5	6	3	6	3	5	6	6	6	6					
5	6 MISSI2		82	9	1	5	23	3	18	3	3	3	3	SUS	1.0	5	3	3	2	2	3	5	3	5	3	3	3	4	4					
6	7 BOISE1		89	3	4	1	13	2	6	1	1	1	2	SUS		1	2	1	4	3	1	1	1	1	2	1	1	1	1					
=====															=====																			

HOL0720 2 9.0 T CL 4+ \$40,320 CP=\$40,000 PR=87  
 QUANTUM-RATER GRAPHIC

#	PNCNAME	Ld	N	T	EP	R	FINISH	R
PACE								
1	1 ATWOO3				-0.66-	4	-0.00-	1
2	2 SALIS1				-0.63-	3	-2.06-	6
3	3 AWESO3				-0.70-	5	-1.29-	4
4	4 SHADY1				-1.89-	6	-1.51-	5
5	6 MISSI2				-0.35-	2	-0.92-	3
6	7 BOISE1				0.00-	1	-0.87-	2

### RACE 2

Off Time: 1:32 Time: 1:49 1/5

Weather: Clear Track: Firm

1	Atwood	116	Espinoza V	88.20	31.80	15.40
2	Salish Bull	117	Pincay L Jr		25.80	21.00
3	Awesome Thought	116	Douglas R R			6.90

Scratched: NONE

\$2 Exacta 1-2 \$929.60

\$1 Trifecta 1-2-3 \$1,968.20

\$2 Quinella 1-2 \$344.20

\$2 Daily Double (3-1) Paid \$256.20.

## Live Odds via the Internet

For those who are wagering through Philadelphia Park's Phonebet system (or plan to) there is an internet site that offers live odds for most tracks around the country. (I counted 33 last time I looked) This service is free and the odds change every 30 seconds. The site can be found at: <http://www.Racingchannel.com> Below is an example printout of what you get from the site. I'm also including Phonebets ad from the DRF for those who may be interested.

Belmont Park			Time:	1:37	
Race	3	25 mins. to Post			
Runner	M/L	Odds	Win	Place	Show
1	9/5	8/5	931	1247	92
2	20	22	104	269	11
3	8/5	2	738	1314	154
4	5/2	11	201	480	104
5	12	3	542	512	121
6	8	6	335	553	52
Pool Total:			2851	4375	534

Go to [Main Menu](#), [Belmont Park Exactas](#), [Quinellas](#), [Doubles](#), [Entries](#), [Changes](#) or [Results](#)


[Home Page](#)|[Phonebet Home Page](#)|[Announcements](#)|[Inside Info](#)

# PHONEBET™

Call TOLL FREE **1-888-BET-2WIN**


**Why we are America's #1 phone service!**

**WE'RE BIGGER AND BETTER THAN EVER!**



**P**lay every major thoroughbred and harness track in the USA.  
**H**ook in to as many as 32 tracks per day, 11:30 am - 2:30 am (EST).  
**O**ver 200 friendly operators and all transactions confidential.  
**N**o limits on bets. No limits on winnings. No surcharges.  
**E**very bet is directly commingled into the host track pool.  
**B**et with total confidence.  
**E**nter your deposit by personal check or credit card.  
**T**errific new digital phone system ensures fast connection.

**WIN SHIP AWAY and GENTLEMEN go head-to-head Sunday in the \$1,000,000 Hollywood Gold Cup!**



**PLUS:**

- ☒ coverage of major international races (UK, France, Australia, Hong Kong, Japan, etc.)
- ☒ Visit our Web site at [www.phonebet.com](http://www.phonebet.com)

- ☒ platinum and gold standard service available to major players including dedicated line, complete information service, interactive terminal, direct fax help & much, much more!
- ☒ **WE ARE NOT AN OFFSHORE CORPORATION. REQUESTED WINNINGS ARE PROCESSED AND CHECKS SENT OUT BY FIRST CLASS MAIL THE SAME DAY.**

A \$1.50 access charge daily, only when wagering.

**PHONEBET ♦ Philadelphia Park, 3001 Street Road, Bensalem, PA 19020 ♦ 215-639-9000**

FOR INFORMATION REGARDING A TrackMaster ACCOUNT  
 CALL 800-334-3800 - 8:00 AM to 6:00 PM Pacific time - MONDAY THRU' FRIDAY

# downloading

I've been accused via some ill-informed internet users of working for TrackMaster. That's NOT true. Several handicappers who have received fame from their books and articles DO have a working arrangement with TrackMaster but I'm not one of them. I've never been asked to work for them, neither have I solicited such employment.

We've made the TrackMaster download available for Pace Launcher 3, Pace Launcher 4 and Synthesis but these programs are also available for direct Racing Form Entry or downloading through another popular source.

My only sentiment for TrackMaster is that using their download is FASTER and automatically performs NUMEROUS functions that NON-TrackMaster users have to make when handicapping or downloading from the other sources.

In any long series of races we find a six of one half a dozen situation where TrackMaster produces winners a better rating or self entry does. Self entry or the other download can sometimes be great but is much more time consuming. Raw has sometimes proved more effective in certain big stakes races, namely the Triple Crown and Breeder' Cup, BUT all this is more than compensated for by TrackMaster's treatment of ALLOWANCE, CLAIMING, MAIDEN (with no more than one FTS, and Maiden Special Weight races. Here are the chief reasons many clients have offered for using TrackMaster.

## EXAMPLES:

- 1) No track to track, distance, class or other equalization decisions
- 2) No concern for Track Class or whether to use Raw or Adjusted
- 3) No need for 3 year best or Daily Variant entry.

The letters in Vox Pop have testified to the ease, quickness and other user friendly aspects of TrackMaster.

We're not out to tout or exaggerate the wares of anyone so here is a race from a York client handicapping Belmont (self-entry).



## TRACKMASTER DOWNLOAD

Thursday, July 16, 1998

BEL0716 1 6.0 D MC 3+ F \$14,000 CP=\$35,000

BOTTOM LINE -- BETTING LINE

(##)	PN	CNAME	Ld	SR	PR	BAL	LS	ODDS	TRKDISTS	M/L	DAYS	AGE
(4)	3	RISQU1		81	77	2	23.1	EVEN	BEL 6.0D	7/2	15	4
(6)	W5	MISS 1		78	71	5	21.0	8-5	AQU 6.0D	4/1	232	3
(2)	Pla	STONE1		79	77	5	20.8	9-5	BEL 6.0D	6/1	15	3
(1)	1	SKYWI1		71	77	8	IT.0	5-1	BEL 6.0D	6/1	15	3
(3)	2	ARTIS3		69	77	11	8.0	7-1	BEL 6.0D	5/2	7	3
(5)	3 4	CHERY3		64	78	11	5.5	10-1	AQU 6.0D	12/1	14	4

2nd  
TM  
Best

## SYNTHESIS POWER RANKINGS AND FRACTALS

															PRIM										SUPP									
				B L T PRIM SUPP								FRACT							E L C T H F F S F E T															
				A S O															P P P T E W X P X S															
				L P T L S R L S R								E L N			ESP SCBL		R R																	

FRACTALS WEIGHTED: E=Early L=Late N=Normal

## RACING FORM ENTRY BRIS DOWNLOAD

BOTTOM LINE -- BETTING LINE

BEL 7-16-98 1 6 D

WIN ODDS ONLY

ATM

	BOTTOM LINE	BETTING LINE	ODDS	BAL
1	RISQU	20.1	9-5	3
2	STOKE	17.0	5-2	4
W3	MISS	15.0	7-2	10
4	ARTIS	12.0	9-2	6
5	SKYWI	10.0	5-1	7
6	CHERY	4.5	12-1	12

3rd

SYNTHESIS Composite -- ATM

BEL 7-16-98 1 6 D

#	NAME	L	N	T	SR	EPR	LPR	CPR	TT	HE	FW	FX	LS	RANK	FX	E	TS	TPP	R
1	RISQU1				82	2	2	1	2	2	1	1	11	1	1	1	1	69.38	-1
2	CHERY3				55	1	6	5	6	6	6	6	36	6	6	6	6	67.03	-6
3	SKYWI1				72	3	5	4	5	5	4	4	30	5	4	5	4	68.61	-3
4	STOKE1				80	6	1	2	1	1	2	2	15	2	2	2	2	69.34	-2
5	MISS 1				74	4	3	3	4	4	3	3	24	3	3	3	3	68.54	-4
6	ARTIS3				67	5	4	4	3	3	5	5	29	4	5	4	5	68.53	-5

## RACE 1

Off Time: 1:00 Time: 1:14

Weather: Hazy Track: Fast

5	Miss Dixie Dream	115	Santos J A	9.90	5.10	4.60
1A	Stoked	115	Coa E M		7.00	5.80
4	Cheryl's Way	114	Gyarmati L A			9.10
Scratched: Elegant Dreamer, Gioia Mia						
\$2 Exacta 5-1 Paid \$73.50						

## TRACKMASTER DOWNLOAD

BEL0716 6 8.5 D CL 3+ \$28,000 CP=\$35,000 PR=87

BOTTOM LINE -- BETTING LINE

(#)	PN	CNAME	Ld	SR	PR	BAL	LS	ODDS	TRKDISTS	M/L	DAYS	AGE
( 6)	6	FIRM 1		91	85	5	22.8	EVEN	BEL 8.5D	5/1	21	6
W( 3)	3	PERRY1		90	86	4	19.3	2-1	CD 8.0D	5/1	20	7
( 1)	1	AXIOM3		87	89	5	18.4	5-2	AQU 8.0D	3/1	33	4
( 2)	2	THROU2		86	86	6	12.8	9-2	AQU 9.0D	5/2	43	5
( 5)	5	QUIET2		86	87	10	12.5	9-2	CRC 8.5D	8/1	33	5
( 4)	4	UNFOR1		84	86	12	8.3	7-1	BEL 8.0D	15/1	26	5

WINNR  
2nd

## SYNTHESIS POWER RANKINGS AND FRACTALS

*****															PRIM										SUPP									
				B	L	T	PRIM			SUPP			FRACT							E	L	C	T	H	F	F	S	F	E	T	T			
				A	S	O														P	P	P	T	E	W	X	P	X		S	P			
##	PNCNAME	LdNT	SR	L	P	T	LS	R	LS	R	E	L	N	ESP	SCBL	R	R	R								R				P				
1	1 AXIOM3		87	5	4	1	23	3	14	3	3	3	2	SUS	5.0	5	3	3	4	2	3	3	3	3	3	3	2	3	3					
2	2 THROU2		86	6	6	3	27	4	21	4	5	4	4	PRE	2.0	1	5	5	2	4	5	5	4	5	4	4	4	4	4					
3	3 PERRY1		90	4	3	2	19	2	9	2	1	2	3	S/P		3	2	2	6	3	2	1	2	1	3	1	2							
4	4 UNFOR1		84	12	2	5	33	6	29	6	6	6	6	PRE	3.0	2	5	6	3	5	6	6	6	6	6	5	6							
5	5 QUIET2		86	10	5	4	28	5	23	5	4	5	5	S/P	2.0	1	4	4	5	6	4	4	5	4	5	4	5							
6	6 FIRM 1		91	5	1	2	11	1	7	1	2	1	1	LAT	4.0	4	1	1	1	1	1	1	2	1	2	1	2	1						

FRACTALS WEIGHTED: E=Early L=Late N=Normal

## RACING FORM ENTRY — BRIS DOWNLOAD

BOTTOM LINE -- BETTING LINE

BEL 7-16-98 6 8.5 D

WIN ODDS ONLY

ATM

			BOTTOM			BETTING		
			LINE			LINE		
			LS			ODDS BAL		
1	AXIOM		18.5			5-2	4	
2	QUIET		17.5			5-2	6	
3	PERRY		15.8			7-2	3	
4	FIRM		13.9			4-1	7	
5	UNFOR		6.0			9-1	11	
6	THROU		5.0			10-1	11	

WINNR.  
3rd.

SYNTHESIS Composite -- ATM

BEL 7-16-98 6 8.5 D

#	NAME	L	N	T	SR	EPR	LPR	CPR	TT	HE	FW	FX	LS	RANK	FX	E	TS	TPP	R
1	PERRY1				87	2	1	1	6	4	1	1	16	1	1	2	1	69.90-1	
2	AXIOM3				82	3	3	2	2	3	3	2	18	2	2	1	2	69.82-2	
3	THROU2				70	5	6	6	3	5	6	6	37	5	6	6	6	68.33-6	
4	UNFOR1				82	4	5	5	5	6	5	5	35	4	5	5	5	68.45-5	
5	QUIET2				64	1	4	3	1	1	4	4	18	2	4	4	3	69.51-3	
6	FIRM 1				90	6	2	4	4	2	2	3	23	3	3	3	4	69.39-4	

## RACE 6

Off Time: 3:39 Time: 1:42 3/5

Weather: Hazy Track: Fast

3	Perry James	119	Chavez J F	13.20	6.60	5.10
6	Firm Decree	115	Pezua J M		6.80	5.40
4	Unforgiven Affair	115	Migliore R			5.30
Scratched: Quiet Call						
\$2 Exacta 3-6 Paid \$38.80						

In this race the TrackMaster download triumphs;

## TRACKMASTER DOWNLOAD

BEL0716 9 8.5 T MS 3+ F \$36,000 PR=81

BOTTOM LINE -- BETTING LINE

(##)	PN	CNAME	Ld	SR	PR	BAL	LS	ODDS	TRKDISTS	M/L	DAYS	AGE
( 5)	11	SUNSH1		85	81	4	22.6	EVEN	BEL 8.5T	5/2	13	3
( 6)	W12	MISSI2		81	81	4	20.5	9-5	BEL 8.5T	8/5	8	3
( 3)	5	NOKIA1		83	81	5	17.0	5-2	BEL 8.5T	6/1	13	3
( 2)	3	JEANA1		79	82	10	14.0	7-2	BEL 9.0t	4/1	35	3
( 1)	2	MAIN 1		77	81	10	11.3	5-1	BEL 8.5T	8/1	25	3
( 4)	9	LISTE1		70	73	9	8.5	7-1	DEL 8.5T	20/1	36	3

## SYNTHESIS POWER RANKINGS AND FRACTALS

													PRIM										SUPP									
					B	L	T	PRIM		SUPP		FRACT								E	L	C	T	H	F	F	S	F	E	T	T	
					A	S	O													P	P	P	T	E	W	X	P	X		S	P	
					L	P	T	LS	R	LS	R	E	L	N	ESP	SCBL	R	R	R							R				P		
##	PNCNAME		LdNT	SR																												
1	2	MAIN 1		77	10	2	5	30	5	27	5	5	6	5	S/P	4.0	4	4	5	2	4	5	6	5	6	6	5	5				
2	3	JEANA1		79	10	1	4	28	4	21	4	3	5	6	S/P	3.0	3	3	4	5	5	4	4	4	4	5	4	4				
3	5	NOKIA1		1 83	5	5	2	22	3	13	3	1	3	4	PRE		1	5	2	3	6	3	2	3	2	3	2	3				
4	9	LISTE1		70	9	6	6	32	6	27	5	6	4	3	LAT	9.0	6	1	6	5	3	6	5	6	5	4	6	6				
5	11	SUNSH1		1 85	4	4	1	12	1	6	1	2	1	2	SUS	1.0	2	1	1	4	2	1	1	1	1	2	1	1				
6	12	MISSI2		81	4	3	3	17	2	11	2	4	2	1	SUS	5.0	5	2	3	1	1	2	3	2	3	1	3	2				

FRACTALS WEIGHTED: E=Early L=Late N=Normal

## RACING FORM ENTRY -- BRIS DOWNLOAD

BOTTOM LINE -- BETTING LINE

BEL 7-16-98 9 8.5 T

WIN ODDS ONLY

ATM

	BOTTOM LINE	BETTING LINE	ODDS	BAL
1 SUNSH	17.3	5-2	6	
W2 MISSI	16.9	3-1	7	
3 JEANA	16.0	3-1	7	
4 LISTE	15.3	7-2	5	
5 NOKIA	8.5	7-1	5	
6 MAIN	8.0	7-1	12	

TIE

SYNTHESIS Composite -- ATM

BEL 7-16-98 9 8.5 T

#	NAME	L	N	T	SR	EPR	LPR	CPR	TT	HE	FW	FX	LS	RANK	FX	E	TS	TPP	R
1	MAIN 1				80	4	4	6	4	5	5	6	34	6	6	5	6	67.95	-5
2	JEANA1				85	2	5	2	1	4	3	5	22	4	5	4	2	68.67	-4
3	NOKIA1				87	1	6	3	6	6	4	2	28	5	2	6	3	68.78	-3
4	LISTE1				73	5	1	5	3	1	2	3	20	2	3	1	5	68.87	-2
5	SUNSH1				90	3	2	1	5	3	1	1	16	1	1	3	1	69.03	-1
6	MISSI2				86	4	3	4	2	2	2	4	21	3	4	2	4	68.78	-3

## RACE 9

Off Time: 5:09 Time: 1:41 1/5

Weather: Hazy Track: Firm

12	Mississippi Queen	121	Coa E M	11.20	5.00	3.50
3	Jeana Marie	121	Velazquez J R		4.20	3.20
2	Main Squeeze	121	Lovato F Jr			3.30

Scratched: First Prom, Sunshine Again

\$2 Exacta 12-3 Paid \$48.60


\$2 Trifecta 12-3-2 Paid \$218.50

\$2 Superfecta 12-3-2-7 Paid \$612.00

In these two BEL races, self entry or downloading from other source produces a TIE.

Downloading cards from the other popular download service and doing the handicapping work, takes Shane (who's very fast), minimum of 40 minutes. He downloads and handicaps the identical card from TrackMaster in less than 15 minutes and has no worries about adjusting or looking at both Raw and Adjusted.

As I've stated before, I always buy a Racing Form to accompany any download. It may not be necessary, but I like to see for myself if any horses have been mis-rated or overlooked.



*"This time, I'm skipping love and looking for value."*

# Continued Success

## *from Aline Best*

Last issue we focused on documented client success reports. We began with the saga of Aline Best because she had the least handicapping experience of any client I know. She learned how to read a racing form or TrackMaster download readout less than a year ago. Picking winners and high paying place horses was the least of her problems since she had nothing to un-learn.

She demonstrated quite clearly that those old maxims that made us think we understood the selection of races, contenders and pacelines, had misled most "old hands" into disastrous decisions. Her mind was totally unblemished by the mainstream myths of the past: result, almost immediate success in making proper selections. She just followed my guidelines, the only ones she's ever been given.

In keeping with what I've been saying for the last 10 issues of the Follow Up, her problem was *not* selection but proper wagering. Like the majority of clients, she suffered indecision at the betting window. She often bet a lower paying horse when her corollaries and BL/BL displayed a higher paying winner in her top 3. Sometimes she bet the higher paying winner to PLACE or SHOW only and thus lowered her profits. Often she'd pass a high yield race because of timidity or failure to trust more than just a couple of corollaries including Bottom Line/Betting Line. She concentrated too much on Bottom Line and sometimes failed to look at the projected odds on Betting Line.

Like many newcomers and veterans alike, she Projected *too many* undeserving sprinters into routes and Xtracted too many sprinters from their routes.

In so doing, winners would rank fourth, even fifth, on BL/BL. When she learned through losing not to wantonly Project and Extract, those same winners would rank second or third. She learned her lesson from being nagged both by myself and a diminishing bankroll.

I'm concentrating on Aline here because **so many other** clients who should know better, are making (despite my warnings in the Follow Up) the same errors. I address a few of the more glaring mistakes in this Issue. Aline learned her lesson the hard way, which is the best way to learn. Here are a couple more examples of her success both in selection and wagering:



"I had lost because playing the horses has become so tough. As attendance at racetracks has dropped, the bettors who remain are the most astute handicappers. It is hard for wise guys to find an edge when they are battling other wise guys.— especially when tracks take an onerous cut from the wagering dollar. Moreover, the quality of racing at many tracks has declined and the races often offer little promise. The best of horseplayers isn't going to find any value in a six-horse field."

## Andrew Beyer

# 1

### Hollywood Park

**1 1/4 MILES. (1:40) STARTER ALLOWANCE.** Purse \$29,120 (includes up to \$1,120 to Cal-bred winners from the CBOIF). 3-year-olds and upward which have broken their maiden for \$40,000 or less and have never won two races. Weight 3-year-olds, 115 lbs. Older, 123 lbs. Non-winners of a race at a mile or over since March 3, allowed 3 lbs. Such a race since February 1, allowed 5 lbs.



## 16 HORSE RACE - Beyer Says - "No profit"

### Captain Hook

Own: Brian Kelly & Robert G.

YALOWSEA J.M. (-) 1996 (104.22.35)

1Apr96-USA 1m 1/4 :22.1 1/4 5:12 1:53 M4 \$2000  
12Apr96-USA 1m 1/4 :22.1 1/4 5:12 1:53 M4 Sp Wt  
17Apr96-USA 1m 1/4 :22.1 1/4 5:12 1:53 M4 Sp Wt  
20Apr96-USA 1m 1/4 :22.1 1/4 5:12 1:53 M4 Sp Wt  
Squeaked for start, jockeyed in lane  
22Apr96-USA 1m 1/4 :22.1 1/4 5:12 1:53 M4 Sp Wt  
Hopped start, forced out 5/16

WORKOUTS: Apr 23 SA 1m 1/4 :22.1 1/4 5:12 1:53 M4 Sp Wt Apr 24 SA 1m 1/4 :22.1 1/4 5:12 1:53 M4 Sp Wt Apr 25 SA 1m 1/4 :22.1 1/4 5:12 1:53 M4 Sp Wt Apr 26 SA 1m 1/4 :22.1 1/4 5:12 1:53 M4 Sp Wt Apr 27 SA 1m 1/4 :22.1 1/4 5:12 1:53 M4 Sp Wt Apr 28 SA 1m 1/4 :22.1 1/4 5:12 1:53 M4 Sp Wt Apr 29 SA 1m 1/4 :22.1 1/4 5:12 1:53 M4 Sp Wt Apr 30 SA 1m 1/4 :22.1 1/4 5:12 1:53 M4 Sp Wt

Ch. 6 or 7 (3) (M)

Sh: Prince's Bounty (Hofstede's Reg)

Own: Big Square (Woodman's Reg)

Tr: C. Pouch Hatch Inc. (Cal)

Tr: Red Thomas B. Inc. (-) 1996 (104.22.35)

74 3 7 15 11 21 34 Yaldevia J.M. L 120 1/4 1:20 7-6

68 2 7 15 11 21 34 Delahoussaye E L 116 1/4 1:16 7-6

61 10 9 17 13 21 34 Espinoza V L 117 1/4 1:17 7-6

74 3 10 17 13 21 34 Hakalati C S L 117 1/4 1:17 7-6

51 5 10 17 13 21 34 Espinoza V L 116 1/4 1:16 7-6

51 5 10 17 13 21 34 Espinoza V L 116 1/4 1:16 7-6

51 5 10 17 13 21 34 Espinoza V L 116 1/4 1:16 7-6

51 5 10 17 13 21 34 Espinoza V L 116 1/4 1:16 7-6

51 5 10 17 13 21 34 Espinoza V L 116 1/4 1:16 7-6

51 5 10 17 13 21 34 Espinoza V L 116 1/4 1:16 7-6

51 5 10 17 13 21 34 Espinoza V L 116 1/4 1:16 7-6

51 5 10 17 13 21 34 Espinoza V L 116 1/4 1:16 7-6

51 5 10 17 13 21 34 Espinoza V L 116 1/4 1:16 7-6

51 5 10 17 13 21 34 Espinoza V L 116 1/4 1:16 7-6

51 5 10 17 13 21 34 Espinoza V L 116 1/4 1:16 7-6

51 5 10 17 13 21 34 Espinoza V L 116 1/4 1:16 7-6

51 5 10 17 13 21 34 Espinoza V L 116 1/4 1:16 7-6

51 5 10 17 13 21 34 Espinoza V L 116 1/4 1:16 7-6

51 5 10 17 13 21 34 Espinoza V L 116 1/4 1:16 7-6

51 5 10 17 13 21 34 Espinoza V L 116 1/4 1:16 7-6

51 5 10 17 13 21 34 Espinoza V L 116 1/4 1:16 7-6

51 5 10 17 13 21 34 Espinoza V L 116 1/4 1:16 7-6

51 5 10 17 13 21 34 Espinoza V L 116 1/4 1:16 7-6

51 5 10 17 13 21 34 Espinoza V L 116 1/4 1:16 7-6

51 5 10 17 13 21 34 Espinoza V L 116 1/4 1:16 7-6

51 5 10 17 13 21 34 Espinoza V L 116 1/4 1:16 7-6

51 5 10 17 13 21 34 Espinoza V L 116 1/4 1:16 7-6

51 5 10 17 13 21 34 Espinoza V L 116 1/4 1:16 7-6

51 5 10 17 13 21 34 Espinoza V L 116 1/4 1:16 7-6

51 5 10 17 13 21 34 Espinoza V L 116 1/4 1:16 7-6

51 5 10 17 13 21 34 Espinoza V L 116 1/4 1:16 7-6

51 5 10 17 13 21 34 Espinoza V L 116 1/4 1:16 7-6

51 5 10 17 13 21 34 Espinoza V L 116 1/4 1:16 7-6

51 5 10 17 13 21 34 Espinoza V L 116 1/4 1:16 7-6

51 5 10 17 13 21 34 Espinoza V L 116 1/4 1:16 7-6

51 5 10 17 13 21 34 Espinoza V L 116 1/4 1:16 7-6

51 5 10 17 13 21 34 Espinoza V L 116 1/4 1:16 7-6

51 5 10 17 13 21 34 Espinoza V L 116 1/4 1:16 7-6

51 5 10 17 13 21 34 Espinoza V L 116 1/4 1:16 7-6

51 5 10 17 13 21 34 Espinoza V L 116 1/4 1:16 7-6

51 5 10 17 13 21 34 Espinoza V L 116 1/4 1:16 7-6

51 5 10 17 13 21 34 Espinoza V L 116 1/4 1:16 7-6

51 5 10 17 13 21 34 Espinoza V L 116 1/4 1:16 7-6

51 5 10 17 13 21 34 Espinoza V L 116 1/4 1:16 7-6

51 5 10 17 13 21 34 Espinoza V L 116 1/4 1:16 7-6

51 5 10 17 13 21 34 Espinoza V L 116 1/4 1:16 7-6

51 5 10 17 13 21 34 Espinoza V L 116 1/4 1:16 7-6

51 5 10 17 13 21 34 Espinoza V L 116 1/4 1:16 7-6

51 5 10 17 13 21 34 Espinoza V L 116 1/4 1:16 7-6

51 5 10 17 13 21 34 Espinoza V L 116 1/4 1:16 7-6

51 5 10 17 13 21 34 Espinoza V L 116 1/4 1:16 7-6

51 5 10 17 13 21 34 Espinoza V L 116 1/4 1:16 7-6

51 5 10 17 13 21 34 Espinoza V L 116 1/4 1:16 7-6

51 5 10 17 13 21 34 Espinoza V L 116 1/4 1:16 7-6

51 5 10 17 13 21 34 Espinoza V L 116 1/4 1:16 7-6

51 5 10 17 13 21 34 Espinoza V L 116 1/4 1:16 7-6

51 5 10 17 13 21 34 Espinoza V L 116 1/4 1:16 7-6

51 5 10 17 13 21 34 Espinoza V L 116 1/4 1:16 7-6

51 5 10 17 13 21 34 Espinoza V L 116 1/4 1:16 7-6

51 5 10 17 13 21 34 Espinoza V L 116 1/4 1:16 7-6

51 5 10 17 13 21 34 Espinoza V L 116 1/4 1:16 7-6

51 5 10 17 13 21 34 Espinoza V L 116 1/4 1:16 7-6

51 5 10 17 13 21 34 Espinoza V L 116 1/4 1:16 7-6

51 5 10 17 13 21 34 Espinoza V L 116 1/4 1:16 7-6

51 5 10 17 13 21 34 Espinoza V L 116 1/4 1:16 7-6

51 5 10 17 13 21 34 Espinoza V L 116 1/4 1:16 7-6

51 5 10 17 13 21 34 Espinoza V L 116 1/4 1:16 7-6

51 5 10 17 13 21 34 Espinoza V L 116 1/4 1:16 7-6

51 5 10 17 13 21 34 Espinoza V L 116 1/4 1:16 7-6

51 5 10 17 13 21 34 Espinoza V L 116 1/4 1:16 7-6

51 5 10 17 13 21 34 Espinoza V L 116 1/4 1:16 7-6

51 5 10 17 13 21 34 Espinoza V L 116 1/4 1:16 7-6

51 5 10 17 13 21 34 Espinoza V L 116 1/4 1:16 7-6

51 5 10 17 13 21 34 Espinoza V L 116 1/4 1:16 7-6

51 5 10 17 13 21 34 Espinoza V L 116 1/4 1:16 7-6

51 5 10 17 13 21 34 Espinoza V L 116 1/4 1:16 7-6

51 5 10 17 13 21 34 Espinoza V L 116 1/4 1:16 7-6

51 5 10 17 13 21 34 Espinoza V L 116 1/4 1:16 7-6

51 5 10 17 13 21 34 Espinoza V L 116 1/4 1:16 7-6

51 5 10 17 13 21 34 Espinoza V L 116 1/4 1:16 7-6

### Atwood

Own: Delphina E. Edward & Paula

CONZALEZ J.C. (-) 1996 (102.22.35)

1Apr96-USA 1m 1/4 :22.1 1/4 5:12 1:53 M4 \$2000  
12Apr96-USA 1m 1/4 :22.1 1/4 5:12 1:53 M4 Sp Wt  
17Apr96-USA 1m 1/4 :22.1 1/4 5:12 1:53 M4 Sp Wt  
20Apr96-USA 1m 1/4 :22.1 1/4 5:12 1:53 M4 Sp Wt  
Squeaked for start, jockeyed in lane  
22Apr96-USA 1m 1/4 :22.1 1/4 5:12 1:53 M4 Sp Wt  
Hopped start, forced out 5/16

WORKOUTS: Apr 23 SA 1m 1/4 :22.1 1/4 5:12 1:53 M4 Sp Wt Apr 24 SA 1m 1/4 :22.1 1/4 5:12 1:53 M4 Sp Wt Apr 25 SA 1m 1/4 :22.1 1/4 5:12 1:53 M4 Sp Wt Apr 26 SA 1m 1/4 :22.1 1/4 5:12 1:53 M4 Sp Wt Apr 27 SA 1m 1/4 :22.1 1/4 5:12 1:53 M4 Sp Wt Apr 28 SA 1m 1/4 :22.1 1/4 5:12 1:53 M4 Sp Wt Apr 29 SA 1m 1/4 :22.1 1/4 5:12 1:53 M4 Sp Wt Apr 30 SA 1m 1/4 :22.1 1/4 5:12 1:53 M4 Sp Wt

Ch. 6 or 7 (3) (M)

Sh: Woodman (Mr. Proprietor)

Own: Fitch's Carry (Atwood)

Tr: Hobbitt Robert E. (W)

Tr: Delphina E. Edward (-) 1996 (102.22.35)

78 5 7 15 11 21 34 Barber R L 115 1/4 1:15 7-6

78 5 7 15 11 21 34 Barber R L 115 1/4 1:15 7-6

78 5 7 15 11 21 34 Barber R L 115 1/4 1:15 7-6

78 5 7 15 11 21 34 Barber R L 115 1/4 1:15 7-6

78 5 7 15 11 21 34 Barber R L 115 1/4 1:15 7-6

78 5 7 15 11 21 34 Barber R L 115 1/4 1:15 7-6

78 5 7 15 11 21 34 Barber R L 115 1/4 1:15 7-6

78 5 7 15 11 21 34 Barber R L 115 1/4 1:15 7-6

78 5 7 15 11 21 34 Barber R L 115 1/4 1:15 7-6

78 5 7 15 11 21 34 Barber R L 115 1/4 1:15 7-6

78 5 7 15 11 21 34 Barber R L 115 1/4 1:15 7-6

78 5 7 15 11 21 34 Barber R L 115 1/4 1:15 7-6

78 5 7 15 11 21 34 Barber R L 115 1/4 1:15 7-6

78 5 7 15 11 21 34 Barber R L 115 1/4 1:15 7-6

78 5 7 15 11 21 34 Barber R L 115 1/4 1:15 7-6

78 5 7 15 11 21 34 Barber R L 115 1/4 1:15 7-6

78 5 7 15 11 21 34 Barber R L 115 1/4 1:15 7-6

78 5 7 15 11 21 34 Barber R L 115 1/4 1:15 7-6

78 5 7 15 11 21 34 Barber R L 115 1/4 1:15 7-6

78 5 7 15 11 21 34 Barber R L 115 1/4 1:15 7-6

78 5 7 15 11 21 34 Barber R L 115 1/4 1:15 7-6

78 5 7 15 11 21 34 Barber R L 115 1/4 1:15 7-6

78 5 7 15 11 21 34 Barber R L 115 1/4 1:15 7-6

78 5 7 15 11 21 34 Barber R L 115 1/4 1:15 7-6

78 5 7 15 11 21 34 Barber R L 115 1/4 1:15 7-6

78 5 7 15 11 21 34 Barber R L 115 1/4 1:15 7-6

78 5 7 15 11 21 34 Barber R L 115 1/4 1:15 7-6

78 5 7 15 11 21 34 Barber R L 115 1/4 1:15 7-6

78 5 7 15 11 21 34 Barber R L 115 1/4 1:15 7-6

78 5 7 15 11 21 34 Barber R L 115 1/4 1:15 7-6

78 5 7 15 11 21 34 Barber R L 115 1/4 1:15 7-6

78 5 7 15 11 21 34 Barber R L 115 1/4 1:15 7-6

78 5 7 15 11 21 34 Barber R L 115 1/4 1:15 7-6

78 5 7 15 11 21 34 Barber R L 115 1/4 1:15 7-6

78 5 7 15 11 21 34 Barber R L 115 1/4 1:15 7-6

78 5 7 15 11 21 34 Barber R L 115 1/4 1:15 7-6

78 5 7 15 11 21 34 Barber R L 115 1/4 1:15 7-6

78 5 7 15 11 21 34 Barber R L 115 1/4 1:15 7-6

78 5 7 15 11 21 34 Barber R L 115 1/4 1:15 7-6

78 5 7 15 11 21 34 Barber R L 115 1/4 1:15 7-6

78 5 7 15 11 21 34 Barber R L 115 1/4 1:15 7-6

78 5 7 15 11 21 34 Barber R L 115 1/4 1:15 7-6

78 5 7 15 11 21 34 Barber R L 115 1/4 1:15 7-6

78 5 7 15 11 21 34 Barber R L 115 1/4 1:15 7-6

78 5 7 15 11 21 34 Barber R L 115 1/4 1:15 7-6

78 5 7 15 11 21 34 Barber R L 115 1/4 1:15 7-6

78 5 7 15 11 21 34 Barber R L 115 1/4 1:15 7-6

78 5

## BOTTOM LINE -- BETTING LINE

PNCNAME	Ld	SR	PR	BAL	LS	ODDS	TRKDISTS	M/L	DAYS	AGE	
3 MASTE1		82	86	2	24.3	EVEN	SA 8.0D	7/5	25	3	S1 $\$2.10$
2 ATW003		77	87	4	21.1	8-5	SA 8.5D	5/1	69	B 4	W1 $\$17.00$
6 FEST12p		79	79	7	16.0	3-1	SA 6.5D	9/5	28	4	P1 $3^{80}$
1 CAPTA1		75	77	8	15.3	7-2	SA 8.5D	5/1	18	B 3	1 $\$52.00$
4 SURVE4p		76	73	9	14.3	7-2	HOL 7.5D	8/1	24	3	1 <u>NO TR</u>

## SYNTHESIS POWER RANKINGS AND FRACTALS

				L T		PRIM								SUPP								FRACT				
#	PNCNAME	LdNT	SR	S	O	E	L	C	T	H	F	F	LS	R	S	F	E	T	T	LS	R	E	L	N	ESP	SCBL
1	1'CAPTA1		75	1	5	5	2	5	4	3	3	4	26	4	4	4	3	5	5	21	4	4	4	3	SUS	4.0
2	2 ATW003		77	5	2	4	3	3	2	2	2	2	18	2	2	2	2	2	10	2	2	2	2	S/P		
3	3 MASTE1		82	3	1	2	1	1	1	1	1	1	8	1	1	1	1	1	5	1	1	1	1	S/P	1.0	
4	4 SURVE4p		76	2	4	3	4	4	2	4	5	5	27	5	5	5	4	4	23	5	5	5	5	PRE	1.0	
5	6 FEST12p		79	4	3	1	5	2	3	5	4	3	23	3	3	3	4	3	16	3	3	3	4	PRE		

FRACTALS WEIGHTED: E=Early L=Late N=Normal



Sunday, April 26, 1998

## FIRST RACE

Hollywood

APRIL 26, 1998

1 1/2 MILES (140) STARTER ALLOWANCE. Purse \$25,000 (Includes up to \$2,125 for Colored silks from the 40-49's). 3-year-olds and upward which have finished third or better in two races. 170 lbs. 5-year-olds, 125 lbs. Non-winners of a race of a mile or over since March 1, allowed 2 lbs. Such a race since February 1, allowed 5 lbs. (Day 2 of a 48 Day Meet, Over, 75.)

Value of Race \$25,000 Winner \$12,500 Second \$5,000 Third \$3,000 Fourth \$1,500 Race \$250. Shared Pool \$107,200.00 Exact Pool \$107,200.00

Post	Loc	Horse	M/E	L	A	W	P	P	S	L	%	%	%	Str	Fin	Jockey	Odds
10	20	Atwood	LB	4	113	2	8	6	8	9th	21	1st				Gonzalez J.C.	7.50
20	20	Festive	LB	4	110	6	1	34	22	22	115	24				Desormeaux K.J.	2.00
10	20	Master Carson	LB	3	115	3	3	43	7th	34	9th	34				Nakatani C.S.	6.00
10	20	Floppy Oke	LB	3	110	5	2	54	51	6	51	41				Carrie M.S.	30.70
20	20	Surveyor	LB	3	110	4	5	2nd	44	42	6	9th				Martinez F.F.	10.30
30	20	Captain Hook	LB	3	115	1	4	7th	7th	7th	34	6				Valdivia J.Jr.	12.20

OFF AT 1:00 Short Road. We're driving. Time, 1:20, 1:41, 1:11, 1:32, 1:40 Trunk Road.

\$2 Mutuel Prices: 2-ATWOOD 17.00 7.00 2.00  
 6-FESTIVE 3.00 2.20  
 3-MASTER CARSON 2.10

RE EXACTA 2-6 PAID \$12.00 RE QUINELLA 2-6 PAID \$12.00

The best of horseplayers isn't going to find any value in a six-horse field

It is hard for wise guys to find an edge  
 — especially when tracks take an onerous cut from the wagering dollar.

Andrew Beyer.

"My trip to bet on Chilean racing was profitable to the tune of 200 percent, that dealing with 16-horse fields and a 36% take. (Yes, there were still overlays!)"

Mark Cramer

ANOTHER EXAMPLE OF WHY SUCCESS AT THE RACES  
 IS MORE PHILOSOPHICAL THAN NUMERICAL.....

The contrast between Beyer's absolutes and Cramer's experience is definitely philosophical. Beyer clings to outmoded notions and makes them a part of his philosophical approach to handicapping and writing about it. Cramer is a philosophical

iconoclast who is not worried about horse racing realities he can do nothing about: The take and size of fields. All too often I hear clients who side with Beyer's negativity and not with Cramer's positive approach that maintains only those who go against the mainstream-guided public, can consistently WIN

Here, to show it's no fluke, is another of Aline's races with only a six horse field:

1

## Golden Gate Fields

**1 MILE.** (1:33) CLAIMING. Purse \$12,500. Fillies and mares, 4-year-olds and upward. Weight, 121 lbs. Non-winners of two races at one mile or over since February 1, allowed 3 lbs. One such race since then, 5 lbs. Claiming price \$12,500; if for \$10,500, allowed 2 lbs. (Maiden races and claiming and starter races for \$10,000 or less not considered.)

6 Horse RACE  
Bayers SAYS 'No Propt'



## ANOTHER 6 HORSE FIELD

### Seeing Rainbows

Owner: Baptista Baptista A

\$12,500

TOHILL K'S (36 4 6 17) 1996: (230 24 20)

25Mar96-78M fsl 1 :22.3 :46.1 :112 :136 :41 @Cim 2000  
5Feb96-78M fsl 1 :23.1 :46.1 :111 :136 :41 @Cim 16000

Broke in, steadied briefly start

19Jun96-10G fsl 1 :23.1 :47.1 :122 :136 :41 @Cim c-12500

Claimed from Lee John & Lumm Roy, Lumm Roy Trainer

18Dec97-3GG fsl 1 :22.3 :46.1 :112 :137 :31 @Cim 12500

26Nov97-5GG fsl 1 :22.2 :46.2 :112 :137 :31 @Cim 16000

16Nov97-48M fsl 1 :22.4 :46 :113 :142 :31 @Cim 12500

30Oct97-68M fsl 1 :22.4 :47 :121 :138 :31 @Cim 18000w2x

23Oct97-78M fsl 1 :22.3 :46.1 :113 :137 :31 @Cim 12500

9Oct97-18M gd 1 :22.3 :46.1 :113 :136 :31 @Cim 25000w2x

7Aug97-26M fsl 1 :23.4 :47.2 :113 :137 :31 @Cim 12500

WORKOUTS: Apr21 PM 5:51 fsl :1:42.1 N 48 Apr18 PM 5:51 fsl :1:41.1 N 31 Apr6 PM 5:51 fsl :1:39.2 N 16/16 Mar21 PM 5:51 fsl :1:36 N 1/11 Mar16 PM 5:51 fsl :1:42.1 N 2/21 Mar9 PM 5:51 fsl :1:43.1 N 16/16

B. m. 6  
Sire: Habitual (Habitat)  
Dam: Visual Effects (Silent Screen)  
Bred: Mahoe Mr & Mrs John C. (Cal)  
Tr: Lynn Val Tohill (3 1 0 0 33) 96: (10 2 11)

Lifetime Record: 46 8 7 6 \$80,755  
1996 3 0 0 1 \$3,850 Turf 4 0 0 0 \$2,300  
1997 19 2 4 3 \$31,754 Wet 7 2 1 1 \$18,850  
GG 7 2 1 1 \$20,775 Dist 25 5 2 5 \$48,151

80.5

L 116

GG

72-22

L 116 b

1:16

78-11

L 116 b

1:16

78-11

L 116 b

1:16

78-11

L 116 b

1:16

78-11

L 116 b

1:16

78-11

L 116 b

1:16

78-11

L 116 b

1:16

78-11

L 116 b

1:16

78-11

L 116 b

1:16

78-11

L 116 b

1:16

78-11

L 116 b

1:16

78-11

L 116 b

1:16

78-11

### Hot Summer Fling

Owner: Hollendorfer Jerry

\$12,500

BAZE R A (35 22 13 20 23) 1996: (468 130 28)

3Apr96-3GG fsl 1 :22.4 :46.2 :112 :143 :41 @Cim c-10000

Claimed from Clark Nancy C & Moskowitz Mark, Sumja Brent Trainer

12Mar96-48M wf 1 :23 :46.1 :111 :137 :41 @Cim 12500

19Feb96-68M fsl 1 :23 :46.1 :112 :137 :41 @Cim 16000

23Jan96-98M gd 1 :23.2 :47.4 :113 :140 :41 @Cim 12500w2x

22Oct97-16G fsl 1 :22.2 :45.4 :111 :143 :41 @Cim 10000

30Oct97-48M fm 1 :22.3 :46.1 :114 :143 :41 @Cim 12500

13Oct97-18M gd 1 :22.3 :47.4 :121 :144 :41 @Cim 25000

14Sep97-68M fsl 1 :21.4 :45.1 :104 :137 :31 @Cim 35000w2x

Previously trained by Ziadie Ralph

17Aug97-30Crc fsl 1 :23 :46.1 :113 :144 :41 @Cim 13000w2x

24Jul97-30Crc fsl 1 :23 :47 :113 :154 :41 @Cim 22500

Fractions in the gate, stopped, pulled up in distress

WORKOUTS: Apr21 GG 5:51 fsl :1:42.1 N 2/25 Apr15 GG 5:51 fsl :1:41 N 26/41 Apr9 GG 5:51 fsl :1:41 N 2/24 Mar26 BM 5:51 fsl :1:36.2 N 5/15 Mar2 BM 5:51 fsl :1:42.2 N 4/4 Feb11 BM 5:51 fsl :1:42.1 N 2/11

B. m. 6  
Sire: Mr. Reddy (Grey Dawn II)  
Dam: Mississippi Summer (Nashua)  
Bred: Franks John (La)  
Tr: Hollendorfer Jerry (89 19 7 12 20) 96: (295 86 29)

Lifetime Record: 18 3 0 4 \$25,694  
1996 4 1 0 2 \$12,150 Turf 3 0 0 0 \$140  
1997 13 2 0 2 \$13,469 Wet 4 1 0 2 \$9,150  
GG 2 0 0 1 \$2,400 Dist 4 1 0 2 \$11,400

80.5

L 116

GG

58-31

L 116 b

1:16

58-31

L 116 b

1:16

58-31

L 116 b

1:16

58-31

L 116 b

1:16

58-31

L 116 b

1:16

58-31

L 116 b

1:16

58-31

L 116 b

1:16

58-31

L 116 b

1:16

58-31

L 116 b

1:16

### Betyouwishyouhad

Owner: Silverado Springs Stable

\$12,500

MERCADO P (24 2 1 10) 1996: (145 20 14)

3Apr96-3GG fsl 1 :22.4 :46.2 :112 :143 :41 @Cim 10000

Rallied far wide drive

5Mar96-38M wf 1 :22.4 :45.4 :104 :141 :41 @Cim 12500

1Feb96-78M fsl 1 :22.1 :45 :104 :141 :41 @Cim c-12500

Claimed from Ho & Moyer Jr & Moresco & Wong, Moyer Ed Jr Trainer

17Jan96-7GG my 1 :22.2 :46.2 :111 :138 :41 @Cim 18000

4Jan96-6GG fsl 1 :22 :45 :104 :141 :41 @Cim 18000

4Dec97-6GG my 1 :22.3 :47.1 :123 :142 :31 @Cim 3000

20Nov97-4GG sl 1 :22.3 :47.4 :124 :141 :31 @Cim 8000

5Nov97-18M fsl 1 :22.3 :47.1 :122 :142 :31 @Cim 6250

Altered out midstretch

14Sep97-9Crc fsl 1 :22.3 :48.1 :113 :145 :31 @Cim 12500

15Aug97-10M fsl 1 :22.4 :46.2 :111 :144 :31 @Cim 22500

WORKOUTS: Apr16 GG 5:51 fsl :1:42.1 N 1/22 Mar26 GG 5:51 fsl :1:42.1 N 2/17 Mar18 GG 5:51 fsl :1:42.1 N 26/37 Mar1 GG 5:51 fsl :1:40.1 N 16/16 Feb12 GG 5:51 fsl :1:43.1 N 4/4 Feb12 GG 5:51 fsl :1:44.1 N 5/16

B. m. 6  
Sire: Bet Twice (Spartan Life)  
Dam: Regal Ruby (Raina Ruby)  
Bred: Farish William S & Parrish Hill Farm (Ky)  
Tr: Pederson Dean (5 3 2 0 44) 96: (33 6 18)

Lifetime Record: 37 7 3 8 \$78,625  
1996 5 2 0 0 \$16,150 Turf 3 0 0 1 \$2,550  
1997 9 0 1 4 \$12,050 Wet 10 2 0 2 \$20,300  
GG 10 3 0 4 \$29,500 Dist 15 4 3 3 \$38,925

81

L 116

GG

69-31

L 116 b

1:16

69-31

L 116 b

1:16

69-31

L 116 b

1:16

69-31

L 116 b

1:16

69-31

L 116 b

1:16

69-31

L 116 b

1:16

### Fast and Charming

Owner: Holcomb Janet

\$12,500

GONZALEZ R M (44 17 12 10 28) 1996: (371 74 28)

21Mar96-98M wf 1 :23 :46.3 :114 :146 :41 @Cim 36000w2x

12Mar96-48M wf 1 :23 :46.3 :111 :137 :41 @Cim 12500

19Feb96-68M fsl 1 :23 :46.4 :112 :137 :41 @Cim 16000

4Feb96-68M my 1 :23.1 :46.4 :111 :137 :41 @Cim 12500

16Jan96-4GG fsl 1 :23 :46.1 :112 :142 :41 @Cim 16000

31Dec97-1GG fsl 1 :23 :46.1 :121 :138 :31 @Cim 8500

11Dec97-1GG fsl 1 :22.4 :46.2 :111 :137 :41 @Cim 8500

27Nov97-2GG my 1 :22.4 :46.3 :111 :137 :41 @Cim 8500

Previously trained by Shoemaker Leonard

21Jul97-95Crc fsl 1 :22 :45.1 :104 :141 :41 @Cim 8000

6Jul97-39M fsl 1 :22.1 :45.2 :104 :141 :41 @Cim 8000

WORKOUTS: Apr18 GG 5:51 fsl :1:42.1 N 2/25 Apr11 GG 5:51 fsl :1:40 N 3/31 Jan30 GG 5:51 fsl :1:41 N 4/15

B. m. 6  
Sire: Fast (Hold Bolder)  
Dam: Charming I'm Sure (Kfar Tsvi)  
Bred: Holcomb Janet (Cal)  
Tr: Knight Tom (3 0 0 0 30) 96: (31 4 13)

Lifetime Record: 12 2 1 1 \$17,320  
1996 5 1 1 1 \$12,900 Turf 0 0 0 0  
1997 7 1 0 0 \$4,420 Wet 6 1 1 1 \$13,050  
GG 4 1 0 1 \$6,300 Dist 4 2 1 0 \$13,900

82.5

L 118

GG

61-21

L 118 b

26.30

61-21

L 118 b

26.30

61-21

L 118 b

26.30



Finally, a full field of contenders in a Golden Gate Route. Along with the \$13 winner, both the \$41.10 Exacta and the \$637.50 Trifecta are obvious choices, but only to those like Peter Tolan, who keep meticulous records that indicate the best corollaries determining Place and Show. At the time this race was run, Aline had not reached that level; she bet both Mr. M and Jr. S to win. Based on a \$2 base bet: \$6 on Junior, \$4 on Mr. M. Net profit: 2 X 13 = \$36 - 10 = \$26 profit. Aline's basic total bet is \$20, so she had \$8 on the winner for a 4 x 13 = \$52 profit. She made no place bets because both bets were on projected horses in a field of slow routes. Perhaps she was too cautious. But she accepted her \$52 profit and added it to her bank.

6

## Golden Gate Fields

**1 1/16 MILES.** (1:39.2) ALLOWANCE. Purse \$38,400 (includes \$5,400 for California-Breds.) 3-year-olds which have not won \$3,000 once, other than maiden, claiming or starter. Weight, 119 lbs.



## Falhour

Ow: Evale Kneale M

GONZALEZ R M (147 25 21 20 .17) 1996 (34 02 .13)

20Apr96-7GG fsl M .214 .444 .563 1.059 A/W 34720Ntx

Broke in tangle, steadied early

8Apr96-7GG fsl 1 .228 .471 1.114 1.371 A/W 33120Ntx

4Apr96-25A fsl M .219 .451 .581 1.114 Q/M 32000

WORKOUTS: 4Apr96 Pm 3/4 fsl .351 M 1/7 4Apr96 Pm 5/8 fsl 1:00P M 1/5 4Apr96 Pm 3/4 fsl .372 M 1/2M Mar96 SLR 1/4 fsl 1:01P M 1/2 Mar96 SLR 1/4 fsl .35M 1/2 Feb96 SLR 1/4 fsl 1:13P M 1/2

Ch. g. 3 (Feb)

Sire: Falstaff (Lynard)

Dams: Timoleon Pincurs (Just the Time)

Bred: Evale Kneale M (Cal)

Tr: Hanson Roger (10 5 3 0 .28) 9th (30 7 .23)

60 3 0 8 10 12 11 714 Lopez A D

73 1 5 54 54 54 54 Warren R J Jr

60 5 0 52 2nd 2nd 14 Black C A

60 5 0 52 2nd 2nd 14 Black C A

60 5 0 52 2nd 2nd 14 Black C A

60 5 0 52 2nd 2nd 14 Black C A

60 5 0 52 2nd 2nd 14 Black C A

60 5 0 52 2nd 2nd 14 Black C A

60 5 0 52 2nd 2nd 14 Black C A

60 5 0 52 2nd 2nd 14 Black C A

60 5 0 52 2nd 2nd 14 Black C A

60 5 0 52 2nd 2nd 14 Black C A

60 5 0 52 2nd 2nd 14 Black C A

60 5 0 52 2nd 2nd 14 Black C A

60 5 0 52 2nd 2nd 14 Black C A

60 5 0 52 2nd 2nd 14 Black C A

60 5 0 52 2nd 2nd 14 Black C A

60 5 0 52 2nd 2nd 14 Black C A

60 5 0 52 2nd 2nd 14 Black C A

60 5 0 52 2nd 2nd 14 Black C A

60 5 0 52 2nd 2nd 14 Black C A

60 5 0 52 2nd 2nd 14 Black C A

60 5 0 52 2nd 2nd 14 Black C A

60 5 0 52 2nd 2nd 14 Black C A

60 5 0 52 2nd 2nd 14 Black C A

60 5 0 52 2nd 2nd 14 Black C A

60 5 0 52 2nd 2nd 14 Black C A

60 5 0 52 2nd 2nd 14 Black C A

60 5 0 52 2nd 2nd 14 Black C A

60 5 0 52 2nd 2nd 14 Black C A

60 5 0 52 2nd 2nd 14 Black C A

60 5 0 52 2nd 2nd 14 Black C A

60 5 0 52 2nd 2nd 14 Black C A

60 5 0 52 2nd 2nd 14 Black C A

60 5 0 52 2nd 2nd 14 Black C A

60 5 0 52 2nd 2nd 14 Black C A

60 5 0 52 2nd 2nd 14 Black C A

60 5 0 52 2nd 2nd 14 Black C A

60 5 0 52 2nd 2nd 14 Black C A

60 5 0 52 2nd 2nd 14 Black C A

60 5 0 52 2nd 2nd 14 Black C A

60 5 0 52 2nd 2nd 14 Black C A

60 5 0 52 2nd 2nd 14 Black C A

60 5 0 52 2nd 2nd 14 Black C A

60 5 0 52 2nd 2nd 14 Black C A

60 5 0 52 2nd 2nd 14 Black C A

60 5 0 52 2nd 2nd 14 Black C A

60 5 0 52 2nd 2nd 14 Black C A

60 5 0 52 2nd 2nd 14 Black C A

60 5 0 52 2nd 2nd 14 Black C A

60 5 0 52 2nd 2nd 14 Black C A

60 5 0 52 2nd 2nd 14 Black C A

60 5 0 52 2nd 2nd 14 Black C A

60 5 0 52 2nd 2nd 14 Black C A

60 5 0 52 2nd 2nd 14 Black C A

60 5 0 52 2nd 2nd 14 Black C A

60 5 0 52 2nd 2nd 14 Black C A

60 5 0 52 2nd 2nd 14 Black C A

60 5 0 52 2nd 2nd 14 Black C A

60 5 0 52 2nd 2nd 14 Black C A

60 5 0 52 2nd 2nd 14 Black C A

Lifetime Record: 3 1 0 0 \$12,360

1996 3 1 0 0 \$12,360 Turf 0 0 0 0

1997 0 0 0 0 Wet 0 0 0 0

GG 2 0 0 0 \$360 Dist 0 0 0 0

60 3 0 8 10 12 11 714 Lopez A D

73 1 5 54 54 54 54 Warren R J Jr

60 5 0 52 2nd 2nd 14 Black C A

60 5 0 52 2nd 2nd 14 Black C A

60 5 0 52 2nd 2nd 14 Black C A

60 5 0 52 2nd 2nd 14 Black C A

60 5 0 52 2nd 2nd 14 Black C A

60 5 0 52 2nd 2nd 14 Black C A

60 5 0 52 2nd 2nd 14 Black C A

60 5 0 52 2nd 2nd 14 Black C A

60 5 0 52 2nd 2nd 14 Black C A

60 5 0 52 2nd 2nd 14 Black C A

60 5 0 52 2nd 2nd 14 Black C A

60 5 0 52 2nd 2nd 14 Black C A

60 5 0 52 2nd 2nd 14 Black C A

60 5 0 52 2nd 2nd 14 Black C A

60 5 0 52 2nd 2nd 14 Black C A

60 5 0 52 2nd 2nd 14 Black C A

60 5 0 52 2nd 2nd 14 Black C A

60 5 0 52 2nd 2nd 14 Black C A

60 5 0 52 2nd 2nd 14 Black C A

60 5 0 52 2nd 2nd 14 Black C A

60 5 0 52 2nd 2nd 14 Black C A

60 5 0 52 2nd 2nd 14 Black C A

60 5 0 52 2nd 2nd 14 Black C A

60 5 0 52 2nd 2nd 14 Black C A

60 5 0 52 2nd 2nd 14 Black C A

60 5 0 52 2nd 2nd 14 Black C A

60 5 0 52 2nd 2nd 14 Black C A

60 5 0 52 2nd 2nd 14 Black C A

60 5 0 52 2nd 2nd 14 Black C A

60 5 0 52 2nd 2nd 14 Black C A

60 5 0 52 2nd 2nd 14 Black C A

60 5 0 52 2nd 2nd 14 Black C A

60 5 0 52 2nd 2nd 14 Black C A

60 5 0 52 2nd 2nd 14 Black C A

60 5 0 52 2nd 2nd 14 Black C A

60 5 0 52 2nd 2nd 14 Black C A

60 5 0 52 2nd 2nd 14 Black C A

60 5 0 52 2nd 2nd 14 Black C A

60 5 0 52 2nd 2nd 14 Black C A

60 5 0 52 2nd 2nd 14 Black C A

60 5 0 52 2nd 2nd 14 Black C A

60 5 0 52 2nd 2nd 14 Black C A

60 5 0 52 2nd 2nd 14 Black C A

60 5 0 52 2nd 2nd 14 Black C A

60 5 0 52 2nd 2nd 14 Black C A

60 5 0 52 2nd 2nd 14 Black C A

60 5 0 52 2nd 2nd 14 Black C A

60 5 0 52 2nd 2nd 14 Black C A

60 5 0 52 2nd 2nd 14 Black C A

60 5 0 52 2nd 2nd 14 Black C A

60 5 0 52 2nd 2nd 14 Black C A

60 5 0 52 2nd 2nd 14 Black C A

60 5 0 52 2nd 2nd 14 Black C A

60 5 0 52 2nd 2nd 14 Black C A

60 5 0 52 2nd 2nd 14 Black C A

60 5 0 52 2nd 2nd 14 Black C A

60 5 0 52 2nd 2nd 14 Black C A

60 5 0 52 2nd 2nd 14 Black C A

60 5 0 52 2nd 2nd 14 Black C A

## Junior Spirit

Ow: South Steven R

MEZAR R (126 21 19 21 .17) 1996 (305 70 .13)

13Apr96-6GG fsl M .214 .45 .574 1.112 A/W 33120Ntx

28Mar96-78M fsl M .222 .452 .574 1.102 C/M 25000

12Mar96-68M w/ M .22 .444 .564 1.092 C/M 32000

25Feb96-78M fsl M .23 .46 .581 1.102 A/W 36000Ntx

Previously trained by Palfy Laurie

31Jan96-6PM fsl M .223 .451 .58 1.122 Md Sp Wt

WORKOUTS: May4 6GG fsl 1:28P M 1/2 Apr23 6GG fsl 1:00P M 1/7 Apr6 6GG fsl .84M M 1/2 Mar22 6GG fsl .84M M 1/2 Feb22 6GG fsl .52P M 1/2 Feb96 6GG fsl 1:01P M 1/2

B. g. 3 (May)

Sire: Basket Weaver (West Turn)

Dams: Spirit World (Pappagallo Fr)

Bred: Schweitzer Thoroughbreds (Wash)

Tr: Arterburn Lunde (25 3 2 4 .123) 9th (71 11 .15)

66 1 6 54 54 54 54 Perez M A

86 3 3 11 12 11 12 Meza R Q

71 3 4 35 34 45 40 Warren R J Jr

70 4 4 74 2nd 42 64 Mallis J

70 1 6 2nd 74 74 74 Aragon V A

70 1 6 2nd 74 74 74 Aragon V A

70 1 6 2nd 74 74 74 Aragon V A

70 1 6 2nd 74 74 74 Aragon V A

70 1 6 2nd 74 74 74 Aragon V A

70 1 6 2nd 74 74 74 Aragon V A

70 1 6 2nd 74 74 74 Aragon V A

70 1 6 2nd 74 74 74 Aragon V A

70 1 6 2nd 74 74 74 Aragon V A

70 1 6 2nd 74 74 74 Aragon V A

70 1 6 2nd 74 74 74 Aragon V A

70 1 6 2nd 74 74 74 Aragon V A

70 1 6 2nd 74 74 74 Aragon V A

70 1 6 2nd 74 74 74 Aragon V A

70 1 6 2nd 74 74 74 Aragon V A

70 1 6 2nd 74 74 74 Aragon V A

70 1 6 2nd 74 74 74 Aragon V A

70 1 6 2nd 74 74 74 Aragon V A

70 1 6 2nd 74 74 74 Aragon V A

70 1 6 2nd 74 74 74 Aragon V A

70 1 6 2nd 74 74 74 Aragon V A

70 1 6 2nd 74 74 74 Aragon V A

70 1 6 2nd 74 74 74 Aragon V A

70 1 6 2nd 74 74 74 Aragon V A

70 1 6 2nd 74 74 74 Aragon V A

70 1 6 2nd 74 74 74 Aragon V A

70 1 6 2nd 74 74 74 Aragon V A

70 1 6 2nd 74 74 74 Aragon V A

70 1 6 2nd 74 74 74 Aragon V A

70 1 6 2nd 74 74 74 Aragon V A

70 1 6 2nd 74 74 74 Aragon V A

70 1 6 2nd 74 74 74 Aragon V A

70 1 6 2nd 74 74 74 Aragon V A

70 1 6 2nd 74 74 74 Aragon V A

70 1 6 2nd 74 74 74 Aragon V A

70 1 6 2nd 74 74 74 Aragon V A

70 1 6 2nd 74 74 74 Aragon V A

70 1 6 2nd 74 74 74 Aragon V A

70 1 6 2nd 74 74 74 Aragon V A

70 1 6 2nd 74 74 74 Aragon V A

70 1 6 2nd 74 74 74 Aragon V A

70 1 6 2nd 74 74 74 Aragon V A

70 1 6 2nd 74 74 74 Aragon V A

70 1 6 2nd 74 74 74 Aragon V A

70 1 6 2nd 74 74 74 Aragon V A

70 1 6 2nd 74 74 74 Aragon V A

Lifetime Record: 5 2 0 0 \$17,575

1996 5 2 0 0 \$17,575 Turf 0 0 0 0

1997 0 0 0 0 Wet 1 0 0 0 \$2,025

GG 1 0 0 0 Dist 0 0 0 0

66 1 6 54 54 54 54 Perez M A

86 3 3 11 12 11 12 Meza R Q

71 3 4 35 34 45 40 Warren R J Jr

70 4 4 74 2nd 42 64 Mallis J

70 1 6 2nd 74 74 74 Aragon V A

70 1 6 2nd 74 74 74 Aragon V A

70 1 6 2nd 74 74 74 Aragon V A

70 1 6 2nd 74 74 74 Aragon V A

70 1 6 2nd 74 74 74 Aragon V A

70 1 6 2nd 74 74 74 Aragon V A

70 1 6 2nd 74 74 74 Aragon V A

70 1 6 2nd 74 74 74 Aragon V A

70 1 6 2nd 74 74 74 Aragon V A

70 1 6 2nd 74 74 74 Aragon V A

70 1 6 2nd 74 74 74 Aragon V A

70 1 6 2nd 74 74 74 Aragon V A

70 1 6 2nd 74 74 74 Aragon V A

70 1 6 2nd 74 74 74 Aragon V A

70 1 6 2



SYNTHESIS POWER RANKINGS AND FRACTALS											PRIM								SUPP								
##	PNCNAME	LdNT	SR	B A L	L S P	T O	PRIM		SUPP		FRACT			ESP	SCBL	E P R	L P R	C P R	T T	H E	F W	F X	S P R	F X	Σ	T S	T P P
							LS	R	LS	R	E	L	N														
1	1	FALH02	73	10	6	6	42	7	33	6	7	6	4	S/P	6.0	6	5	8	4	5	7	7	7	7	7	6	6
2	2	JUNIO2p	83	3	3	1	15	2	7	1	1	1	2	S/P	3.0	2	2	1	5	3	1	1	2	1	2	1	
3	3	JIMMY1	73	14	1	7	34	6	33	6	8	7	6	S/P	6.0	7	3	7	1	2	6	8	6	8	5	7	
4	4	OVERT1	75	8	5	4	32	5	24	5	6	5	3	S/P	5.0	5	4	5	4	4	4	6	5	6	4	5	
5	5	WHAT'3	77	11	2	5	31	4	23	4	3	4	7	E/P		3	6	4	3	6	5	4	4	6	4	5	
6	6	MR. M3p	81	4	3	2	14	1	8	2	4	2	1	SUS	5.0	4	1	2	2	1	2	2	1	2	1	2	
7	7	ELEGA3	80	7	4	3	28	3	15	3	2	3	5	PRE	2.0	1	6	3	5	7	3	3	3	3	3	3	
8	8	PHOTO2	75	15	3	8	43	8	37	7	5	8	8	PRE	5.0	4	6	6	6	8	8	5	8	5	8	8	

GG0511 6 8.5 D AL 3 \$38,400 PR=80 P  
BOTTOM LINE -- BETTING LINE

BOTTOM LINE				SETTING LINE						
PN	CNAME	Ld	SR	PR	BAL	LS	ODDS	TRKDISTS	M/L	
S 2	JUNIO2p		83	82	3	22.4	EVEN	BM 6.0D	12/1	
W 6	MR. M3p		81	77	4	22.3	EVEN	BM 6.0D	5/1	
7	ELEGA3		80	77	6	17.5	5-2	BM 8.0D	2/1	
P 5	WHAT'3		77	75	9	15.3	7-2	PHA 8.3D	6/1	
4	OVERT1		75	80	8	14.0	7-2	GG 8.0D	3/1	

				B		L		T		PRIM		SUPP		FRACT					PRIM		SUPP								
				B	L	T	PRIM		SUPP		FRACT					PRIM		SUPP											
				A	S	O	LS	R	LS	R	E	L	N	ESP	SCBL	E	L	C	T	H	F	F	S	F	Σ	T	T		
				P	P	P					P	P	P			P	P	P	P	P	P	P	P	P	P	P	P	P	
				R	R	R					R	R	R			R	R	R	R	R	R	R	R	R	R	R	R	R	
S P W	1	2	JUNIO2p	83	3	2	①	13	①	6	①	①	①	②	S/P	3.0	2	2	①	4	2	①	①	①	①	①	②	①	①
	2	4	OVERT1	75	8	4	4	28	4	23	5	5	5	3	S/P	5.0	5	3	5	3	3	4	5	5	5	4	5	4	
	3	5	WHAT'3	77	9	①	5	26	3	22	4	3	4	5	E/P		3	4	4	2	4	5	4	4	4	5	4	5	
	4	6	MR. M3p	81	4	②	②	13	①	9	②	4	2	①	SUS	5.0	4	①	②	①	①	②	②	②	②	①	②	②	
	5	7	ELEGA3	80	6	3	3	23	2	15	3	2	3	4	PRE	2.0	1	4	3	4	5	3	3	3	3	3	3	3	

### INCREMENTAL PACE GRAPH

20

GG0511 6 8.5 D AL 3 \$38,400 PR=80 PFT=143.49  
QUANTUM-RATER CHAOS FORMULA AND LONGSHOT RATINGS

CHAOS Formula Rating

		94%	95%	96%	97%	98%	99%	100%
W	2 JUNI02p	132.77	---	---	---	---	---	---
	6 MR. M3p	132.74	---	---	---	---	---	---
	7 ELEGA3	130.75	---	---	---	---	---	---
	4 OVERT1	129.92	---	---	---	---	---	---
	5 WHAT'3	129.60	---	---	---	---	---	---

Long Shot Potential Rating

PLACE		94%	95%	96%	97%	98%	99%	100%
X	5 WHAT'3	107.00	---	---	---	---	---	---
	2 JUNI02p	100.90	---	---	---	---	---	---
	6 MR. M3p	100.90	---	---	---	---	---	---
	7 ELEGA3	99.80	---	---	---	---	---	---
	4 OVERT1	99.65	---	---	---	---	---	---

6TH Race Track Fast

Off:3:20

1 1/16 MILES. 3-year-olds Allowance Purse \$38,400 Value to winner \$17,600

#	Horse	Jockey	Weight	Win	Place	Show
6	Mr. Megabucks	Baze R A	119	13.00	7.60	5.40
5	What's The Song	Barton J	119		7.40	6.40
2	Junior Spirit	Meza R Q	119			14.00
	Times:	:22	:45 <sup>1</sup>	1:09 <sup>3</sup>	1:35 <sup>4</sup>	1:43

Also ran: Overtime Magic, Jimmy the Lock, Falhour, Elegant Ease, Invergordon-GB and Photo Collection.

Winning Trainer: Bonde Jeff - Owner: Olsen Cindy & Retzliff Jack

\$1 Exacta 6-5 Paid \$41.10

\$2 Quinella 5-6 Paid \$47.80

\$1 Trifecta 6-5-2 Paid \$637.60

Regarding prices, Dr. Sartin adds, "Mutuels are not based upon anything but the handicapping sophistication of the public." And I especially love this quote: "A longshot is a favorite that nobody bets."

When he deals with the area of problem gamblers, he has found the ultimate solution: "The cure for losing, is winning."

Thank you Dr. Sartin for your contribution to "win therapy." ♦

JACK RUBIN is a well-known Magazine Columnists



## MEET THE PRESS

---

In the last issue I showed you A \$100 check sent me by Mark Cramer to test the profit potential of our Bottom Line/Betting Line.



In the current CRAMER-OLMSTED REPORT (Volume 6 #9) Mark dedicates 13 pages to the results of this test, along with some sage commentary. It begins with a reference to the early eighties where he and Dick Mitchell reached the conclusion that an effective Odds Line would guarantee a 100% chance of being a winner!

He cites my humorous references to "The Value Boys" but erroneously states that I was against betting a third choice; something I voiced very clearly in the Yellow Manual when I said a 3-3-3 ranking was the BEST indicator of a long shot. Yet, a slight error on Mark's part is worth more to me than all the erroneous crap published by the "Other" Value Boys.

On pages 6 and 7 of the article he published the worksheets from the test, which as you can see, produced a profit of \$258 or 258% R.O.I on his initial \$100, with bets confined to \$2, WIN ONLY! In the article Mark acknowledges receipt of my check for the \$258.

## Cramer-Olmsted Report -- page 6

The documentation: workout of results: Santa Anita

Date	Race	Horse	BL odds	Track odds	Mutuel
2/27	2	Pirate's Hoist	8-5	4-1	10.80
		Polvita	9-5	2-1	-----*
	5	Cut an Paste	4-1	11-1	24.60
		Prized Peaches	4-1	14-1	-----
	6	Wasatach	7-2	17-1	36.20
		Champ's Star	7-2	11-1	-----
	7	Knife Maker	even	9-2	11.00
		Megawing	3-2	15-1	-----
	8	Wayne's Whirl	even	16-1	-----
		Current Agenda	5-2	10-1	-----

3/1	2	Diggs Retreat	5-2	22-1	46.60
	6	Erasmus Hall	3-1	8-1	-----
		Shot of Gold	3-2	3-1	8.20
	7	Futuristic	even	7-1	-----*

\*BL/BL was 1-1 on the eventual 2-1 winner but they decided not to bet because, given their type of line, they require a greater advantage, I imagine

8	Gentilhomme	2-1	12-1	-----
	Fabulous Guy	3-1	45-1	----- 2nd!
9	Pete the Greek	9-5	4-1	----- 2nd

\*BL/BL made the eventual 7.60 winner Viareggio 8-5, but again, it looks like they were demanding a greater overlay

3/4	2	Corwun	2-1	8-1	----- 2nd
		Eastern Spirit	7-2	6-1	-----
	3	Linear	5-2	19-1	-----
		Cyrano Storm	3-1	4-1	10.00*
	5	As The Bell Tolls	5-2	7-2	9.00*
		Savvy Connection	7-2	3-1	-----
	8	Danebo Stampede	3-1	5-1	-----
		Daily Rounds	5-2	10-1	-----
3/6	1	Miss Brite Eyes	9-5	4-1	-----
		Coney Belle	5-2	13-1	-----*

	3	Park View	5-2	8-1	19.40
		Boy Chick	even	14-1	-----
	4	Nat's Wedding	2-1	7-2	-----
		Bamboo Victory	5-2	8-1	-----
	6	Devoted Pirate	even	5-2	7.60
		Highland Fire	3-1	18-1	-----

## Cramer-Olmsted Report -- page 7

3/7	3	Emimag	even	7-1	16.00
		Coastal Time	9-2	11-1	-----
	4	Hawksley	even	7-1	16.80
		Via Lombardi	5-2	9-1	-----2nd
	6	The Exeter Man	8-5	26-1	-----
		Gold Land	2-1	5-1	-----2nd
	9	Innovative	even	14-1	-----
		Billy Dazzler	2-1	21-1	-----
	10	Evening Watch	even	2-1	-----
		Bepton	2-1	5-1	-----
3/8	1	Mighty Lobo	9-5	16-1	-----
		River Rhythm	2-1	6-1	-----
	3	Kidnap	8-5	14-1	-----
		Clickety Clack	8-5	4-1	10.00
	4	Estrella Voladoras	2-1	19-1	-----
		Milbree	5-2	8-1	-----
	5	Melrose Lane	2-1	34-1	70.40
		Silverbuffetman	even	2-1	-----
	6	Houston Station	8-5	20-1	-----
		Jovi San	7-2	22-1	-----
	8	Toda Una Dama	9-5	32-1	66.60
		Fun In Express	2-1	16-1	-----
	9	Expresser	even	7-2	8.80
		<u>Damascus Eagle</u>	5-2	103-1	-----
				RETURN	372.00
				INVEST	114.00
				PROFIT	258.00

It would be at least unethical for me to publish the entire report as long as C&O report is being printed. I can, however, reveal these few excerpts.

Some of Mark's comments are quite flattering as long as you know about the great poet Pablo Neruda and the Man from La Mancha (Don Quixote).

## The Research

I probably surprised Howard when I sent him a check for a hundred dollars. I explained that I wanted to do a C&O research project on the BL/BL. I asked him to put in 50 \$2 bets, mechanically playing horses that appeared as the largest overlays on the BL/BL read-out. For research purposes, I wanted win bets only, and, in keeping with my original writings on personal odds lines, I didn't care if the bet was on a first, second, or third choice, nor did I have an objection to making multiple win bets in the same race; if you've got two overlays in the same field, by all means bet them both.

Sartin's mind goes far beyond the narrow confines of handicapping factors. He relates analysis of the past performances to chaos physics, jazz music, and gestalt psychology. The broad context of the Sartin methodology is just as important as the details.

"Nobody ever accused Doc Sartin of trying to pander to a mass audience," wrote Andrew Bever.

I believe that winning handicapping methods can only come from (1) gifted intellect with (2) an against-the-grain personality. Howard is both.

Sartin is hard to understand at times. He often does not write in a sequential style. His workbooks often read like a collage. He reminds me of the poetry of the great Pablo Neruda, who is understood only by the cumulative impact of his lines and not by their sequence.

Howard and I implicitly agreed to disagree. I've always been intrigued by iconoclasts and Howard is one of them. He reminded me of Don Quixote, a brilliant man who often antagonized others by being hard-headed.

The nuances existed in Howard Sartin's constantly evolving but conceptually consistent pace analysis; not the linear or additive thinking that we are conditioned to follow, but a more subtle view of things that takes into account the way horses match up against each other and not just their intrinsic fractions.

I won't get into this and so many other iconoclast ideas that Sartin has used in a number of different and thankfully contradictory computer software programs. The point is that Sartin's methods are stubbornly different in the factors they use or the ones they decide to ignore.

### **The Bombshell**

But how to test his methodology? Lo and behold, Sartin came up with a new product that indicated a major evolution (or revolution) in his perspective. After having belittled the "value boys" for playing third choices because they were overlays, Sartin himself came up with software program called the Bottom Line Betting Line (BL/BL).

**Subject: Synthesis-Quantum Rater**

**Date:** 1998 00:04:14 -0400

**From:** joseph t .@.

**To:** SHANE SARTIN <shane@discover.net>

Hi Shane,

Using synthesis/trackmaster- love it

The nuances to which he refers are presumably (but not actually) the ones that he and Mitchell came up with when determining that a proper betting line was tantamount to a 100% "can't lose" proposition. One still can lose and many do unless they have Mark's unique betting talent!

"The Bombshell" refers to his surprise that BL/BL did as well as claimed in many Follow Up articles (Mark is a subscriber).

And his final numerical synopsis of his test:

### **The Results**

In all, there was \$114 invested (57 horses). I see from the printouts sent to me that the reason for going beyond the original \$100 is that the research was approached by racing card. After five cards of betting, \$86 had been bet. Partways through the sixth day, the \$100 amount was reached, but they decided to finish out the day's card, using money from winning bets.

The gross return was \$371, for a profit of \$257 (225 percent!)

I can fully reprint his interview with me in the same C&O issue, since most of the text is my replies. Seeing these responses to questions posed by someone outside the Methodology might be of value to you.

The Cramer - Olmstead Report

Published Bi-Monthly by:

TBS

PO Box 6283

Annapolis, MD 21401

24-hour FAX number

410-268-0526

Single Issue \$16.00

## An Iconoclast Speaks Out: A C&O Interview With Howard Sartin

**MC:** I understand that you don't bet on the Bottom-Line-Betting Line, without consulting sets of corollaries relating to total energy, distance, surface. But it seemed to work for me just fine in the research without the corollaries. Is it possible that the corollaries can confuse the decision-making process?

**SARTIN:** Very few C&O bettors would waste a bet on the #1 BL horse: TWO TONE, even though it would pay \$6.80.

<u>HORSE</u>	<u>BL/BL ODDS</u>	<u>TRACK</u>
<u>ODDS</u>		
TWO TONE	EVEN	2-1
TEMPEST GAL	EVEN	3-1
LADY TAP	9-5	11-1
PASSE	3-1	5-2
MISTY KNIGHT	5-1	20-1

I know some Hardcover book authors who regularly take \$6.80. There are still too many handicappers everywhere who bet on ONE HORSE ONLY. Many seem too conservative to bet Lady Tap at 11-1. They would rather bet on the more sure Tempest Gal at 3-1. For a one-horse bettor, Tempest Gal is an overlay relative to odds being paid to the favorite. Now look at the string of corollary rankings:

Since we are NOT going to bet Two Tone, I normally "hide" such a horse, eliminating it and its rankings from my readout. This leaves Lady Tap and Tempest Gal for the two-horse bettor. I'd back Lady Tap with a place bet as well as a win bet. Misty Knight, at 20-1 has only a single top ranking: Early Pace (EPR). It had not raced for 230 days (which shows up on the printout of the BL/BL not included here, so we passed that horse.

The final choice was based on the supporting Corollaries relative to risk/reward. Hence, the corollaries simplify rather than confuse the decision-making pro-

SYNTHESIS POWER RANKINGS AND FRACTALS																					
		PRIM										SUPP									
		L	T	E	L	C	T	H	F	F			S	F	E	T	T	FRACT			
#	PNCNAME LdNT	SR	P	T	R	R	R	W	X	LS	R	N	Y	P	LS	R	E	L	N	ESP	SCBL
1	2 MISTY1	81	5	4	1	5	4	5	5	5	4	29	5	5	4	5	4	5	5	EAR	4.0
2	3 TEMPE1	92	2	3	3	2	1	4	2	1	1	14	2	2	1	1	1	3	8	PRE	5.0
3	4 PASSR2	88	4	5	5	3	3	3	3	4	5	26	4	4	5	3	3	4	19	S/P	9.0
4	5 LADY 2	88	3	1	2	4	2	1	4	3	3	19	3	3	3	4	2	2	14	EAR	
5	6 TWO T3	92	1	2	4	1	1	2	1	2	2	13	1	1	2	2	1	1	7	E/P	2.0
FRACTALS WEIGHTED: E=Early L=Late N=Normal																					

**9508**—BIRTH RACE, 5% Purse, Purse \$50,000. Claiming/Allowance. PWes and more, 4-year-olds and up. Claiming price \$50,000.

Rank	Horse and Jockey	MA	PP	BY	S	H	E	W	Ph	Co
9750	Lady Tap, B. Moore	118	8	8	6	6	6	6	114	11.00
9719	Tempest Cat, K. Desormeaux	118	3	4	214	1nd	12	2nd	3rd	3.40
9372	Two Tone Line, G. Stevens	118	6	1	50	60	2nd	3rd	2nd	2.40
9485	Passage, A. J. O'Brien	118	4	2	4nd	41	3rd	3rd	3rd	3.80
---	Forced Love, C. Haskard	118	1	8	3rd	3rd	6th	6th	6th	7.70
9084	Misty Knight, V. Espinoza	118	7	5	1nd	3rd	6	6	6	20.30

No Batches

6-LADY TAP..... 24.00 0.30 3.40  
 5-TEMPEST CAT..... 2.00 3.20  
 6-TWO TONE LINE..... 2.80

ON 3:37 Time: 22:45 1:08 4/5 1:16 Track Clear 5 Feet Winner 6 f 4 Pleasant Tap  
 Cheesecake 11-804 Cool Own-Mary V & William H. Lester, Mutual Pool \$338,014 50 Es-  
 oca Pool \$278,276 Quota Pool \$40,834 Pick Three Pool \$57,440.

61 EXACTA (5-2) PAID \$92.10 55 QUINELLA (5-6) PAID \$42.00  
 11 PICK THREE (7/6/8) PAID \$289.00

24.00

cess.

**MC:** Without getting into formulae and program details, what are the basic handicapping concepts that go into the BL/BL?

**SARTIN:** I'm not sure there ARE any Basic Handicapping Concepts in my programs. Basics get too many low-paying winners. My object is to win the money when the Basic Handicappers lose. EPR (Early Pace Rating), even though figured by Chaos Math is still fairly basic. By the same token, LPR (Late Pace Rating) still defines late pace. A few of my other corollaries have been importuned by others

using linear mathematics; CPR (Composite of early/late pace), TT (turn time), were NEVER considered basic until some well-meaning clients of mine wrote about them in books.

The major corollaries are not yet basic. If they ever become so, I'll develop new ones. LSP (longshot potential), Hidden Energy, Factor W, SPN (Sartin Pace Numbers), Factor X, Entropy (Deceleration relative to velocity), TS (total speed but NOT final time), TPP (total pace potential), Fractals, and Balance. Balance is derived from Early and Late Potential through NonLinear Dynamics.

The whole purpose of the methodology is to WIN and teach others to win. It should be obvious when viewing the plethora of non-profitable winning favorites that BASIC HANDICAPPING CONCEPTS have been over-proliferated. After all, they're conventional wisdom, orthodox, and mainstream.

**MC:** In BL/BL readouts from the research sample, I noticed that the total odds-as-percentages often add up to more than 100 percent in a race. That would be tantamount to saying there is more than a 100% chance that there will be a winner in the



race, implying that horses' chances are being overappraised. In reading from the printouts which horses were bet for my research, I see that you have demanded a more substantial overlay. My assumption is that to compensate for what may be an over-optimistic odds line, you demand a much more significant overlay. Is my assumption correct, and if not, explain.

**SARTIN:** This is my favorite question. I once wrote a modified Bottom Line Betting Line article for *American Turf Monthly*. Letters to the editor and myself flowed in, calling me a mathematical idiot and demanding that the magazine publish an apology. I offered to go to the races with one outraged person. He refused saying, "It isn't winning that matters as much as making a betting line using pure mathematics like (....) and he named two of your Value cohorts, but happily NOT you.

I'm fully aware of the kind of lines that are made from pure math. So-called pure math is derived from the ancient Greeks. Influence from those times, today the left brain was considered as the source of all that was true and good. The right brain was deemed as the source of

evil and darkness. Pure mathematical odds lines are derived from thinkers with highly developed LINEAR left-hemisphere brain development.

My betting lines are based on the proven ability of the BL/BL to determine what a horse should pay relative to what it DOES pay. That there may be two or even three horses rated EVEN, adding up to 150 percent, and several others at various odds that could bring the total to over 276 does NOT add up to 100, but it produces relationships that help clients to win at a greater rate and with more profit than at any time in history.

In short, I've produced a "kinky" line to help people make bets on higher-priced winners when the line so indicates. Your assumption about demanding a more significant overlay is correct. The Ancient Greeks and mathematical purity be damned. My job is to make all my clients winners—of races and money. I suppose I owe much of my transition from Line Scores to BL/BL to you.

**MC:** Seems that the BL/BL is especially productive in what I call "lesser of evils" races. For example, Melrose Lane, a horse made 34-1 by the public in

a non-descript, low-level claiming race, came up rated on top in seven of the twelve categories. So the BL/BL made Melrose Lane 2-1 when the crowd made him 34-1. That's quite a discrepancy. I've found overlays like that with turf pedigree ratings for horses with poor dirt form switching to the turf for the first time. But in these bottom-level claiming races, what are the against-the-grain overlay factors that get picked up by the BL/BL?

**SARTIN:** Regrettably, my answer here is not going to please anyone. Among my cadre of Former Teachers, most of them salt of the earth, who have gone solo, writing books and other things that pros do, all focus on handicapping, per se. They handicap the horses. I handicap the race, any race. They know more about horses than I do about my wife. They feel they can tell what today's pace would be, whether the race set up for an Early, Presser, or Sustained horse. They know all about class, breeding, condition, trainers, jockeys, suspicious class drops, and can ESPECIALLY identify the alleged "playable" race. They limit themselves to betting from two to four races a day. They do okay,

but feel lucky when their average mutuel reaches or exceeds \$7.

Every time I hit a win bet, or even a double-digit place bet, they roll their eyes skyward. . .and then say (quite courteously) "Good Call." To me, the so-called playable race is ANY race (especially the ones experts call UN-playable, even those with a few first-time starters, providing their odds don't indicate a lot of backing from sources who know more about them than I. I don't try to be or even want to be a handicapper - at least by popular definition. These are the kind of ego-centered persons who insist that a horse's past performance history meet some sort of arbitrary criteria that is usually supported by "popular, conventional wisdom." I say this freely because you're not one of them.

Perhaps you saw lesser quality winners in your test samples because these are the kinds of races those EXPERT handicappers would not "play".

The last part of this Q is the best: "against-the-grain overlay factors that get picked up by the BL/BL?" I use virtually NO linear-sequential formulae to rate horses. All other numerical systems I know of do, because they represent what one author friend of

yours called in the subtitle of a hardcover book: "THE LOGICAL, LEFT-BRAINED APPROACH TO WINNING AT THE RACES."

In short, virtually every other handicapping method or procedure has been developed by LEFT-brained LINEAR THINKING. All my corollaries are NON-LOGICAL RIGHT-BRAINED figures that are COMPOUNDED and use the mathematics of chaos physics. With rare exception, they are NOT linear or sequentially arrayed. COMPOUNDING blends various race increments in a Non-Sequential order. In one instance using first and final fraction together as a single composite entity. Or, through chaos math, dividing the race in HALF instead of by fractions and/or calls. FRACTALS are infinitesimal portions of fractions, slight deviations from actual fractional time that can be very significant. Entropy, that ratio of DECELERATION compounded by distance with velocity. I seldom look at race conditions, age or sex of horses. I've seen this produce more losers than winners from far too many persons.

AND, I've taken an oath to God to never look at the name of a trainer or jockey.

Finally, staying aware of what the best known ex-

perts are promoting, and then doing just the OPPOSITE.

MC: Thanks for the interview. One final editorial comment. I agree with The Doc about going against conventional wisdom. For this reason, my book Kinky Handicapping was banned by the *Racing Form*. Where I disagree with Sartin is that I believe there are many ways to win at the races, all of them unconventional, and I know, to give just one example, that trainer handicapping has meant profits for several pro players I know. C&O readers know of Ed Bain. I've seen Bain in action over the years and can testify that his approach both wins and is unconventional. Why is it unconventional? Because, like Sartin, he discards every other conventional factor, while most conventional handicappers integrate the trainer factor with other handicapping conventions, thereby diluting it.

To approach handicapping like engineering (what Sartin refers to as linear thinking), is to be like most everyone else, which means that there will be few overlays and no profits.

C&O is now in its sixth year of presenting unconventional handicapping ideas. Sartin's is one of them. ■

**MORE Meet the Press.....****American Turf Monthly • July, 1998****Hey, Who Likes  
Horse Racing?**

The nation's most comprehensive survey of sports fans, the ESPN/Chilton Sports Poll, indicates that millions more Americans than previously estimated are "very interested" or "somewhat interested" in horse racing.

An ESPN / Chilton Sports Poll conducted in March of this year surveyed adults 18 years of age and older and asked the following question: "How interested are you in horse racing?" The sample size was 2,000 adults.

Of those responding, 6.4 percent said they were "very interested"; 12.7 percent said they were "somewhat interested"; 11.1 percent said they were "a bit interested" and a sizeable 69.1 percent asserted that they were "not at all" interested in horse racing.

"Our previous research showed that the 34 million in Thoroughbred racing on-track attendance was produced by about six million individuals," explained Rick Baedeker, National Thoroughbred Association (NTRA) vice president of advertising and marketing. "The ESPN / Chilton data confirms what we had expected and hoped. There are another 30 to 40 million Americans who are interested in our sport, but who for various reasons do not go to the track. The NTRA's job now is to persuade them to take a further look at our game."

*Are you following any kind of wagering system; that is, do you bet progressively, with the same amount, etc.? If you have no special wagering program, how do you decide the amount you will wager at any particular time?*

No system 62 percent

System 36 percent

Apparently, this area will deserve some ink in future columns. The response to this questions indicates a significant number of players who are not dealing with money management. It also explains some of the scorn this column has gotten over the years, since many readers are not comfortable with betting plans. Can we convert this 62 percent?

Not enough readers responded to the second part of this question, leading me to believe that a great deal of random wagering is taking place. ▢

## The Cramer-Olmsted Report

### What for?

Last January, I had an interesting discussion with one of the best players in the country, Barry Meadow. I may disagree with Barry on many points, but I've never stopped admiring his professional approach to betting horses.

Barry told me he had finished 1997 with a 4 percent profit. Given the high amounts of money that Barry bets, 4 percent probably meant a considerable chunk of dinero.

But Barry tells me he gets no thrill from going to the track and essentially handles horse betting the way a blackjack card counter handles sitting at tables and wearing out chairs. My question is this. If there is little or no thrill left and you make 4 percent at the track with a large bankroll, why not put the same money into an account that makes 8 percent and then go to the races recreationally a few times a month?

To Barry's credit, he has managed to sustain himself in the daily grind without wavering psychologically. That's why he's a pro. Most of the other professional handicappers I've referred to have not been able to withstand the erosion principle.

# MONEY SECRETS ? AT THE RACETRACK

Barry Meadow

# Exotic Wagering **WARNING**

In the past year we've lost three clients (that I'm aware of) because they limited their wagers to Trifectas ONLY. They reasoned that since they had the win, place and show horses so often in their top 4, that they could make a killing betting just on Trifectas. They lost their bank and more. There are others who had similar experiences with indiscriminate Exacta, Quinella wagers. They were able to quit this after a few losses and are doing well again betting Win, and when expedient, Place. All failed to read (or believe) my warnings about wagering on EXOTICS without a compensatory straight bet.

I have always prescribed that your **straight** bets should be high enough and produce enough profit to MAKE UP FOR THE LOSS POTENTIAL ON YOUR EXOTIC WAGERS. This is just common sense. Freud would say that they let their undisciplined ID overcome their SUPEREGO (Censor). I merely say that doing this kind of thing is downright STUPID!

The persons who had to leave us because they went broke on Exotic wagers (of *any kind*), failed to keep long-term records of their Exotic wagering success as compared with their straight bet success.

Don't join these poor sufferers. Keep a **long term** record of your Exotic Bet Profit proficiency relative to that of your straight bets **before** you plunge into Exotics. Never make an Exotic wager without a STRAIGHT bet high enough to make up for your exotic loss potential.

## A WINNING ENDORSEMENT OF OUR 3 PART VIDEO-AUDIO SERIES

From New York's TIM GAGAS

To Doc &amp; Staff:

Greetings from New York and Belmont Park.

I reviewed your three video tapes and found that I was not using the corollaries properly. After viewing the tapes I have re-vamped my record keeping and have begun to improve steadily. I used to have the horses to bet in my readouts but had a problem of which two to wager on and ended up betting from my gut and losing more than I should.

As you can see from the following races at Belmont, your video-audio series set me straight. I only passed three races: one at a mile and 3/8, a maiden 5 1/2 for TWO year olds and Maiden Special Weight. Of the remaining 6 races I won 4, lost 2.

I'm particularly happy about the \$101.50 winner in the 5th race, FELITE PETEL. It came up #1. Thanks for your Video/Audio series.

P.S. I agree with Sam Wada, Shane and yourself. Horses that look terrific in the Form or on the download do not pay the better prices. You have to use your corollaries right to bet the big ones.

## BELMONT PARK YESTERDAY

**1** 1 1/16 Miles. 3yo. Maiden. Special Weight. Fillies. Purse \$36,000. Winner-B F. 3. By A.P. Indy-Court Hostess By Sovereign Dancer

8-Indy Court	121	8	9	9	4-2	1-1	1-1 1/2	Bailey	4.20
3-Azure Lake	121	3	7-4 1/2	5-2	1-hd	2-2 1/2	2-1 3/4	Chavez	9.80
6-Weekend In Indy	121	6	6-1/2	8-hd	6-1	3-hd	3-7	Davis	1.15
Gaelic Ransom	121	1	3-1 1/2	3-1 1/2	3-hd	4-6	4-5 1/2	Gryder	16.80
Light Of The Moon	121	4	8-1/2	7-hd	8-hd	5-1/2	5-5	Smith	6.00
Magic Touch	121	7	1-1/2	1-hd	2-hd	8-1/2	6-2	Velazquez	5.80
Royal Confection	121	2	4-1/2	4-hd	5-hd	7-3 1/2	7-3	Samyn	17.90
Golden Circle	121	9	5-1/2	6-1	7-1/2	8-6	8-12	Decarlo	46.50
Nice Change	116	5	2-2	2-1	9	9	9	Bridgmohan	45.25

Time: 23.1; 47.3; 1:14.2; 1:40.3; 1:47.1; Clear. Track: Fast. Trainer: Neil Howard  
PRICES: (8)-\$10.40 \$6.20 \$2.70; (3)-\$9.70 \$4.00; (6)-\$2.20. Exacta (8-3) \$81.00

**2** 1 1/16 Miles. 3yo. Claiming \$50,000-\$40,000. Purse \$33,000. Winner-B C. 3. By Hooched-Star Spangled Girl By Blue Ensign

7-Dermatologist	116	7	5-2 1/2	5-1/2	4-hd	1-1/2	1-2 1/2	Smith	4.90
5-Rufess	116	4	3-hd	3-hd	3-1	2-hd	2-no	Espinosa	9.30
3-Kane Kall	116	2	4-1/2	4-1	5-3 1/2	4-1 1/2	3-1/2	Gryder	3.50
Pat's OK	122	3	2-1/2	2-1/2	1-hd	3-1 1/2	4-1 1/4	Leon	8.50
Song Of Crow	116	8	7-hd	7-hd	7-1	5-1 1/2	5-7	Davis	11.90
Frapper Le Or	115	5	8	8	8	7-7	6-no	Bridgmohan	2.20
Red Valor	120	1	1-1/2	1-1/2	2-hd	6-3 1/2	7-10 1/2	Chavez	9.40
Ruhando	112	6	6-3	6-2 1/2	6-1/2	8	8	Velazquez	8.70

Time: 23.3; 47.4; 1:13; 1:38.2; 1:45; Clear. Track: Fast. Trainer: Gasper Moschiera  
PRICES: (7)-\$11.80 \$6.50 \$5.00; (5)-\$9.60 \$5.30; (3)-\$4.20. Exacta (7-5) \$110.00.

Guineila (5-7) \$62.50. Double (8-7) \$72.50  
Scratched: Judge Dis Allar  
WINNER PICKED BY BERNER, MORAN AND MATTHEWS

**3** 1 1/8 Miles. Inner Turf. Allowance. 3yo & Up. F&M. Purse \$40,000. Winner-Ch F. 4. By Strawberry Road\*aus-Estrapade By Vaguelly Noble\*gb

6-Troika	121	5	3-1 1/2	3-2 1/2	2-hd	1-1/2	1-1 1/4	Bailey	2.25
4-Skifogale	119	4	4-1/2	4-1/2	4-3/4	3-3 1/2	1-1 1/4	Miller	6.20
2-Cozzall	121	2	1-1/2	1-1/2	1-hd	3-2 1/2	3-6	Smith	1.10
Eury's Angel	119	1	5-hd	6	5-hd	5-2 1/2	4-3	Decarlo	50.00
Bridal Glow	114	3	2-hd	2-hd	3-1/2	4-1 1/2	5-4 1/2	Davis	5.80
Zarna	119	6	6-3	6-5 1/2	6	6	6	Santos	9.00

Time: 24.4; 48.4; 1:12.4; 1:36.2; 1:48.3; Clear. Track: Firm. Trainer: William Mott  
PRICES: (6)-\$6.50 \$3.90 \$2.20; (4)-\$5.00 \$2.50; (2)-\$2.10. Exacta (6-4) \$32.80.  
Scratched: Slay Loose

**4** 1 Mile. 3yo & Up. F&M. Claiming \$50,000-\$40,000. Purse \$33,000. Winner-Grr F. 4. By Black Tie Affair\*re-Cuidado By Damascus

6-Dating Game	116	7	5-hd	5-2 2-1 1/2	1-hd	1-nk	Velazquez	2.70	
1a-Carta De Amor	116	8	8	8	6-3	2-hd	2-4	Smith	2.10
6-Estate Sale	114	4	1-1/2	1-1-1-1	3-3-1 1/4	1/4	Davis	22.80	
Minkable	116	5	4-hd	3-hd	4-hd	4-1 1/2	4-8 1/2	Espinosa	5.40
Game Dana	118	1	7-6	6-1/2	5-hd	5-1 1/2	3-4	Chavez	2.95
Shanane's Light	116	3	2-2 1/2	2-1/2	3-hd	6-6	6-4	Teator	22.30
Gentleman's Copy	112	6	6-hd	4-hd	7-3	7-2 1/2	7-4	Pezua	9.20
A-Sunshine Sapphire	113	2	3-1/2	7-3	8	8	8	Bridgmohan	2.10a

Time: 23.1; 47.1; 1:12.1; 1:38; Clear. Track: Fast. Trainer: Robert Klesaris  
PRICES: (8)-\$7.40 \$3.70 \$2.30; (1a)-\$3.10 \$2.70; (6)-\$4.40. Exacta (8-1) \$22.60. Guineila (1-8) \$11.40. Trifecta (8-1-6) \$256.00. Pick 3 (7-8-4) \$121.00.

WINNER PICKED BY MORAN  
Scratched: Broad Joke, Key Cents, Vivacious Suzi

**5** 1 Mile. Widener Turf. 4yo & Up. Claiming \$50,000-\$40,000. Purse \$33,000. Winner-B G. 4. By Septhene Ciel-Copper Med By Medieval Man

9-Felice Patet	116	6	4-hd	4-4	4-1/2	3-2 1/2	1-hd	Gryder	49.75
6-Woodman's Image	116	4	8-1/2	8-hd	8-1 1/2	6-1/2	2-no	Davis	2.35
1-Baillingham	116	3	3-1 1/2	3-hd	2-1/2	2-1/2	3-3 1/2	Velazquez	2.50
Blue Bluff	118	1	1-hd	1-1	1-hd	1-hd	4-1 3/4	Santos	10.80
Turnbull Mountain	116	8	5-2 1/2	5-1 1/2	6-2 1/2	4-1/2	5-hd	Smith	8.40
Sovereign Rulah	111	9	7-6	7-2 1/2	5-hd	5-hd	6-1/2	Bridgmohan	9.80
Serottim	114	2	6-1/2	6-hd	7-1/2	8-3	7-2 1/2	Decarlo	19.30
Messor	112	7	2-2 1/2	2-1 3/4	7-1 1/2	8-4		Chavez	3.80
Report On Rain	112	5	9	9	9	9	9	Leon	24.50

Time: 23.2; 46.3; 1:10.3; 1:35; Clear. Track: Firm. Trainer: Thomas Miller  
PRICES: (8)-\$101.50 \$28.00 \$8.00; (6)-\$4.30 \$2.90; (1)-\$3.00. Exacta (8-6) \$434.00.

Trifecta (8-6-1) \$1,507.00.  
Scratched: American Informer, Distinctive Bid, Esteemed Friend, Just Count On Me, Mr. Sweeney, Paragallo's Hope, Quiet Cal, Raining Stones

**6** 5 1/2 Furs. 2yo. Maiden. Special Weight. Fillies. Purse \$35,000. Winner-B F. 2 By Two Punch-Launch Time By Relaunch

3-Twotime	115	2	1-1/2	1-1/2	1-2 1/2	1-1 1/2	Leon	2.50
8-Things Change	115	7	4-2 1/2	2-1/2	2-2 1/2	2-6 1/2	Santos	2.05
8-Xylophone	115	10	6-6	4-hd	4-8	3-3/4	Velazquez	16.20
Confessional	115	1	2-hd	3-2	3-1	4-7 1/2	Bailey	7.70
Skirt The Wind	115	3	8-1/2	9-7	5-hd	5-1	Davis	30.00
Danceaway	115	5	9-10	8-hd	6-2 1/2	6-3	Samyn	43.75
Oh What A Windfall	115	4	10	10	10	7-6 1/2	Smith	3.05
Always Red	115	6	7-3	7-hd	9-1	8-hd	Decarlo	81.25
A-Abbeville	115	8	5-hd	6-4	8-2 1/2	9-nk	Chavez	11.00
A-Gold Passage	115	9	3-hd	5-4 1/2	7-hd	10	Gryder	11.00a

Time: 23; 46.2; 58.2; 1:04.4. Clear. Track: Fast. Trainer: Joseph Aquilino  
PRICES: (3)-\$7.00 \$3.30 \$2.60; (8)-\$3.40 \$3.00; (9)-\$5.10. Exacta (3-8) \$27.80.

**7** 1 1/4 Miles. Inner Turf. 3yo & Up. Purse \$38,000. Winner-B C. 3. By Jade Hunter-Miss Lenora By Theatrical\*re

8-Tangazi	115	8	2-2	2-1	2-1½	1-1½	1-1½	Bailey	1.00
2-Moonlight Mile	115	1	4-½	4-½	4-2	2-hd	2-3	Smith	3.95
5-Big Vig	120	5	7-3	7-5½	7-6	4-1	3-nk	Chavez	3.65
Negakni	115	6	6-2½	6-2½	5-½	5-2½	4-2	Velazquez	7.10
Danzatame	120	7	1-3	1-3	1-1½	3-2	5-2	Decarlo	14.20
Sky Approval	120	4	3-1½	3-1½	3-1½	6-3½	6-1	Bravo	20.50
Fast Ace	115	3	8	8	8	7-6	7-11	Bridgmohan	41.50
Hyway Bowl	120	2	5-2	5-1½	6-½	8	8	Espinosa	102.25

Time: 23.4; 47.4; 1:12.1; 1:36.1; 2:00. Clear. Track: Firm. Trainer: William Mott  
PRICES: (8)-\$4.00 \$2.60 \$2.20; (2)-\$3.70 \$2.50; (5)-\$2.40. Exacta (8-2) \$14.80. Trifecta (8-2-5) \$30.00.

Scratched: Colonial Mate  
TRIFECTA PICKED BY BERNER

**8** 1 3/8 Miles. Widener Turf. The Bowling Green. 3yo & Up. Purse \$150,000. Winner-B C. 4. By Me-Majesty-Aletta Maria By Diesis\*gb

2-Catwayo	112	2	5-1 1/2	5-1/2	5-3	3-1 1/2	1-2	Velazquez	9.60
5-Officious	113	5	2-hd	2-1/2	2-1/2	1-hd	2-2 1/4	Gryder	16.80
6-Chief Bearhart	124	6	6	6	6	6	3-1 1/2	Santos	0.30
Chorwon	116	3	4-1/2	4-1	3-1/2	5-1	4-hd	Davis	6.60
Mystic Knight	112	1	3-1/2	3-1/2	4-1	4-1 1/2	1-1 1/4	Bailey	8.90
Park Avenue	114	4	1-2	1-2 1/2	1-2	2-1	6	Smith	27.25

Time: 25.1; 50.3; 1:14.4; 1:38.2; 2:01.4; 2:13.2. Clear. Trainer: Michael Dickinson  
PRICES: (2)-\$21.20 \$10.60 \$2.10. (5)-\$16.00 \$2.10. (6)-\$2.10. Exacta (2-5) \$240.00. Pick 3 (3-8-2) \$320.00. Pick 6 (6-8-8-3-8-2). 5 Correct 32 Tickets \$716.00. Carryover \$68,792.

Scratched: None  
WINNER PICKED BY MATTHEWS

**9** 1 Mile. 3yo & Up. Allowance. Purse \$40,000. Winner-Obb C. 3. By Hot Cop-Final Crossing By Ends Wet

12-Iron Cop	112	11	9-3	5-1/2	5-4	3-2 1/2	1-1/2	Bravo	8.90
9-Ruby Hill	114	8	6-1/2	3-1/2	3-1/2	1-hd	2-6	Santos	8.60
6-Here's My Man	119	6	11	10-1/2	7-1/2	6-hd	3-hd	Smith	4.20
Puggsy	119	10	10-2h	-F8 1/2	6-2	7-2 1/2	4-hd	Leon	58.25
Good Ol' Blue	119	1	1-1/2	1-2 1/2	2-hd	5-1	Espinosa	17.30	
Fire Mt.	119	7	4-1	4-2 1/2	4-1/2	5-2	6-3	Velazquez	16.10
Diplomatic Corps	114	2	2-1/2	2-1 1/2	2-1/2	4-1 1/2	7-1	Samyn	5.70
Song Dynasty	113	5	7-1/2	9-1	9-1/2	8-4	8-6	Gryder	1.75
Misty C. C. Ice	119	3	3-1/2	6-2 1/2	8-1/2	9-hd	9-nk	Decarlo	36.25
Bold n' Clever	113	4	5-1/2	7-1	10-6	10-10	10-14	Davis	8.40
Bonchamp	119	9	8-1	11	11	11	11	Lee	108.50

Time: 23.1; 47.1; 1:12.2; 1:37; Clear. Track: Fast. Trainer: Ramon Hernandez  
PRICES: (12)-\$19.80 \$8.70 \$5.40; (9)-\$8.50 \$5.60; (6)-\$3.80. Exacta (12-9) \$147.00.

Trifecta (12-9-6) \$951.00. Superfecta (12-9-6-11) \$12,153.00. Double (2-12) \$308.00  
Scratched: Ca Bon Ce Bon, Jitta, Misty Midnight

Belmont Attendance: 9,098 Belmont Handle: \$1,909,483.25  
Oth Handle: \$3,415,130.16 Itw Handle: \$5,932,834.24  
Total Handle: \$11,257,447.68

ENERGY GENERATOR -- ATH

BEL 7-11-98 5 8 T

PL 4

#	NAME	L	N	T	Total	R	DEF	Hid	R	Fx	R	Med	E/EP	R	L/EP	R	ESP	BAL
1	bell	3	1		165.57	-2	2.63	65.94	-2	66.65	-1	67.41	77.66	-2	76.92	-2	SUS	4
2	wood	1	3	1	162.42	-4	5.78	66.06	-1	66.16	-5	67.78	76.73	-5	75.62	-3	S/P	8
3	fel	3	3		168.20	-1		65.74	-3	66.42	-3	67.84	78.68	-1	77.51	-1	S/P	2
4	mess	1	1		163.90	-3	4.30	65.27	-4	66.21	-4	68.52	77.4	-3	75.62	-3	PRE	6
5	sover	1	3	1	161.86	-5	6.34	64.65	-5	66.58	-2	68.77	76.88	-4	74.77	-4	E/P	8

HI/LO Difference = 6.34 Average = 164.39

Pace Launcher IV Composite -- ATH

BEL 7-11-98 5 8 T

#	NAME	L	N	T	EPR	LPR	CPR	TT	HID	FW	FX	LS	RANK
1	bell	3	1		4	2	2	4	3	2	2	19	2
2	wood	1	3	1	5	1	1	3	1	3	5	22	4
3	fel	3	3		1	3	1	1	2	1	1	10	1
4	mess	1	1		2	4	3	2	4	4	3	22	3
5	sover	1	3	1	3	5	15	5	5	5	4	32	5

ITAL FACTORS--ATH

BEL 7-11-98 5 8 T

#	NAME	L	TOTAL	SC	R	E/DC	SCBL	3F	R	SPN	R		
1	bell	3	165.57	55.94	-4	(110.4)	99.20	1.00	53.96	-2	(24.2)	94.42	-2
2	wood	1	162.42	54.93	-5	(112.0)	99.63	7.75	52.33	-3	(25.1)	89.42	-4
3	fel	3	168.20	57.01	-1	(109.2)	98.93	2.50	54.10	-1	(24.2)	90.67	-1
4	mess	1	163.90	56.48	-3	(110.1)	99.22	1.50	51.60	-4	(25.3)	92.17	-3
5	sove	1	161.86	56.09	-3	(110.3)	98.01	1.00	50.54	-5	(26.1)	78.67	-5
HIGH			168.20	57.01		(109.2)	99.63		54.10		(24.2)	98.67	
LOW			161.86	54.93		(112.0)	98.01		50.54		(26.1)	78.67	
AVE			164.39	56.09		(110.3)	99.00		52.51		(25.1)	90.67	

\* = Wire to Wire

BOTTOM LINE -- BETTING LINE

BEL 7-11-98 5 8 T

WIN ODDS ONLY

		ADJUSTED	
		BOTTOM LINE	BETTING LINE
		LS	ODDS
			EVEN 4-1
1	fel W	22.8	
2	bell S	17.0	3-2 5-2
3	mess	14.0	2-1 9-2
4	wood P	12.0	7-2 2
5	sover	3.0	12-1 1-1

5

1 Mile, Widener Turf, 4yo & Up, Claiming \$50,000-\$40,000, Purse \$33,000, Winner-B G.  
4. By Septieme Ciel-Copper Med By Medieval Man

8-Felito Patel	116	6	4-hd	4-4	4-1/2	3-2 1/2	1-hd	Gryder	49.75
6-Woodman's Image	116	4	8-1/2	8-hd	8-1 1/2	6-1/2	2-no	Davis	2.35
1-Bellingham	116	3	3-1 1/2	3-hd	2-1/2	2-1/2	3-3 1/2	Velasquez	2.50
Blue Bluffer	116	1	1-hd	1-1	1-hd	1-hd	4-1 3/4	Santos	10.80
Tumble Mountain	116	8	5-2 1/2	5-1 1/2	6-2 1/2	4-1/2	5-hd	Smith	8.40
Sovereign Rullah	111	9	7-6	7-2 1/2	5-hd	5-hu	6-1/2	Bridgmohan	9.80
Serotini	114	2	6-1/2	6-hd	7-1/2	8-3	7-2 1/2	Decarlo	19.30
Messer	112	7	2-2 1/2	2-1 3/4	1-1/2	7-1 1/2	8-4	Chavez	3.80
Report On Rain	112	5	9	9	9	9	9	Leon	24.50

Time: 23.2; 46.3; 1:10.3; 1:35; Clear, Track: Fkm, Trainer: Thomas Miller

PRICES: (8)-\$101.50 \$28.00 \$8.00; (6)-\$4.30 \$2.90; (1)-\$3.00. Exacta (8-6) \$434.00.  
Trifecta (8-6-1) \$1,507.00.

Scratched: American Informer, Distinctive Bid, Esteemed Friend, Just Count On Me, Mr. Sweeney, Paragallo's Hope, Quiet Call, Raining Stones

# Seminars & Workshops may be lots of fun, but...

they can also be overwhelming. When different techniques and theories being presented by a variety of practitioners sometimes confusing and subjective notions are expressed and taken as fact.

This Video/Audio series reveals a TRUE explanation of the Sartin Methodology TODAY, direct from its creator.

Get the straight information on TODAY's SARTIN METHODOLOGY:

- ***The mainstream myths about "Playable" Races***
- ***Contender and Paceline Selection***
- ***Pars, Variants and Class***
- ***Match up misconceptions***
- ***TODAY's Methodology IS the Matchup***

***End all your concerns about Early, Presser, Sustained-Late  
Pin points the Overlays that demand a wager***

***Learn to isolate the Lower paying horses most likely to WIN  
Putting it all together...THE PSYCHOLOGY OF WINNING***

## One-On-One - Just you and the Doc


*"This is like getting Doc Sartin to give a private seminar in my living room! It's concise in its approach, very clear and easy to follow. I like the fact that I can reinforce the info with the audios in my car. I like to listen to the Psychology tape on my way to the OTB. I really feel like I've got a much better handle on the Methodology... and unlike a seminar, I can que this up any time I need to...Thanks!"*

*G.F., Studio City, California*



"In these videos and audios I've taken you through a proven winning procedure STEP BY STEP...Given you the ANSWERS to the questions most asked along with various OPTIONS to help you make profitable DECISIONS. But only you can make the ultimate decision that fits the key into the lock that opens the door to PROFITS!"

Doc Sartin



## 3 VIDEOS • 5 AUDIOS • 3 WORKBOOKS

Video #1/Audio #1  
PROCEDURE and CONCEPT  
with Workbook


Video #2/Audio #2 (2-audio-tapes).....  
WINNING Step-by-Step  
with Workbook

Video #3/Audio #3 (2 audio tapes)  
THE PSYCHOLOGY OF WINNING  
with Workbook

# 3 Video set - \$99.00

# 5 Audio set - \$60.00

O. Henry House, Inc. • 1390 E. 6th Street #5 • Beaumont, CA 92223



# VOX POPULI

## THE CLIENTS SPEAK

...a thank you for your patient counsel. I did Hastings 4 July race as fast as I could...Here are my results; I think they're okay and I think I should be able to handle bigger fields and tracks now, thanks to Churchill Downs and your counsel.

R	Results	My Top 4	\$2WIN	\$2EX
#	W,P,S	BL/BL		
1	6,5,4	(4)5,6	3.50 <sup>No</sup>	(15.00) <sup>No!</sup>
2	5,4,6	(1)4,5,2	(9.40) <sup>L</sup>	(23.70)
3	2YO Mdn Spl - Passed			
4	2,3,6	(2)3,6	(14.80) <sup>L</sup>	(32.90)
5	6(1)8	4,8(1)5	(8.20) <sup>L</sup>	(62.80)
(Mdn. #6 was FTS)				
6	6(2)5	(3)5,2,6	(10.60) <sup>✓</sup>	90.00
7	1(2)5	(1)2,7,3	(7.60) <sup>L</sup>	(26.90)
8	(1,1A,3)	(1)1A,5,3	3.00 <sup>NO</sup>	6.20 <sup>-No</sup>
9	5,4,7	4(3)5,2	4.90 <sup>NO</sup>	15.00 <sup>NO</sup>

Thanks also for such a powerful Synthesis. I think I've achieved my early objective of getting the Exacta...I'll try to work in the Trifecta. Thanks again, Shane! Best regards.

A.N., Canada

**DOC COMMENTS:** Stick to circled numbers. You're Exacta Happy. Put that Exacta money on winners paying over \$7.00 and double-digit Place horses.

Dear Doc and Staff,

I want to thank you for Synthesis. It is especially user friendly – great job. It produced results the 3rd time I used it.

Thanks again,  
D.D., Florida

Doc,

Greetings from Colorado. I hope that this letter finds all at PIRCO doing well and having a great summer... As I have told you before, the Methodology has meant a great deal to me for the past 10 years and probably in a different way than for others. For me it provides a balance and perspective to what I do everyday and that has made all the difference in my life.

I would also like to share some personal news. In late May I was selected as Principal of the Year in Colorado primarily for my work with minority kids and parents; building the graduation rate (69% to 86%); finding and teaching nonviolent solutions to problems (recognized in front of Congress); achieving the highest SAT scores in the state; and getting 70+% of my students at or above grade level in their first two years here. I must admit that it has taken a toll and lots of focus to get there, but it is really well worth it.

D.W., Colorado

**DOC COMMENTS:** D.W. has received this high honor and has graciously attributed some of his success to the psychology and philosophy of the Methodology. He's also a successful user of many of our programs. He now has Synthesis.

To Doc and Shane,

Who says PL4 doesn't get longshots? I'm just sending a couple of races with two good longshots the first at Hollywood on 7/11/98 and the second at Hollywood on 7/20/98. I love PL4. If not for the Methodology I know I would not have had either one of these.

Take care and I hope to see you at Perris OTB.  
Sincerely,  
R.M., California

**FROM THE E-MAIL**

Hello, Sir.

Thank you for your help. And tell your Dad...the TrackMaster download program is nothing short of amazing! I've been a Quad Rater user for years and haven't really been swayed by any of the other programs...until now. Absolutely incredible. I'd tell you about some of the races I've won with it...a 45-1 shot on top in the first at Golden Gate a couple weeks ago, a 25-1 shot placing in the last race at Hollywood yesterday (with the Trifecta made up of the top three BL/BL choices!)...but I don't have the time and I don't want to bore you. I can't say it enough...amazing. Talk to you soon.  
P.T., California

Dear Howard:

Well it's been awhile!!

Thank you for this opportunity to win more money with TrackMaster and SynT. This new setup is so easy you can do a card in about 30 minutes.

I only followed your guidelines as per the audio tape that came with SynT. The results were great!!!! My betting format has really made my mutuels.

I bet 3 horses on top to 5 for second in an Exactor, then box 4 horses in an Exactor. ONLY is also included the Early on the Graphic Screen as he might be a sleeper to wire-to-wire. The ticket usually costs \$48.00 for both bets. The Wins have been profitable but not as much as the Exactor's. So to all the people without SynT and TrackMaster, let's get with the program and start winning and making money!

THAT'S THE BOTTOM LINE

My best to everyone and THANKS SO MUCH...

Best Always,  
D.M., Canada

Doc,

...Though work has been intense lately, I did manage to get out to the track this weekend and had a very good day. Hit a \$200.00 triple on the 7/3/98 at Pen (10th race). I've also started additional play at Delaware Park.

I've now reached a sad stage in the Methodology, however. I can't see how you can improve Pace Launcher anymore, except cosmetically, and what handicapper really cares

that much about that. Hope you can come up with even more profitable ideas.

I read our reply to the person who corresponded on page 16 and 17 of the latest Follow Up (#69) and in a strange way felt bad that I no longer need to forward letters such as that. Of course you're right on the money when you say on page 17: "...The so-called expert knows only from EXPERIENCE! He found answers the same way you can. Asking others is fine. But testing several potential answers by individual situations makes YOU an expert."

But I'll bet you hear from a lot of Sir Gawain's searching for the Holy Grail without looking right in front of them. I know because I was one as well.

Best to you.

M.S., Pennsylvania

Doc, Shane,

If you'd like to put this in the follow Up, please do.

After doing virtually thousands of races over the past 14 years, I have NEVER seen results as with Synthesis, using the SUPERSCREEN. Here are MY reasons. Following Doc's 'directions', (reading the follow Ups) this program achieves a VERY high degree of WINNING proficiency, in ALL wagering categories, ie. Win, P/S, as well as Exactas, Trifectas. I have NEVER seen any other program win IN SUCH AN ALL ENCOMPASSING MANNER. It doesn't care if it's a \$5.00 mutual, or a \$39.00 Win mutual...A \$19.00 Exacta, or a \$200.00 Exacta...Same High proficiency at any track, any level. After using many of the Methodology's winning programs over the years, as well as testing a number of other programs, I personally feel that Synthesis, with SUPERSCREEN, is as good as it CAN get. Results are often staggering. The TrackMaster download is a dream, fast, easy and inexpensive. I find the program also VERY user friendly...much thought has gone into not only getting optimum results, but making winning enjoyable, with no burnout, ease of use. My HONEST feeling is, "If you can't win with Doc's 'Best', you just can't win". Whatta program...Wow!

E.A., Nevada



# LET'S GO EAST

## WHERE LOUIS CHAVEZ QUESTIONS HIS PERCEPTION OF VISUAL PERCEPTION

Dear Mr. Shane Sartin: sending you the materials of the race we recently discussed over the phone. As I told you then, me and my great visual perception, agreed that that race was unplayable, little did I know that when I returned home, and ran the race through synthesis as I usually do, after I get the race results. As your Dad points out in the follow-up synthesis and computer consistency and accuracy, would once again prove me wrong.

Although I did not profit monetarily from this error, I hope that the lesson I learned, will be more profitable to me in the future.

As you can see I did not get the place or show horse, but who needs place or show, when the winner pays such a high mutual.

Also enclosed please find 72 dollars for my subscription for the follow-up.

Thank you, yours truly

Louis Chavez

9th race - Philadelphia Park - June 2nd, 1998  
 Post time: 3:59 Race Type: Allowance  
 Age Restriction: Three Year Old and Upward  
 Value of Race: \$19,635  
 Distance: One Mile and One Sixteenth  
 Surface Type: Turf Track Condition: Firm  
 Winning Time: 1:43.82

Pgm	Horse Name	Jockey	Win	Place	Show
#10	Corpral Red	Terry Warner	136.00	44.60	25.80
# 6	Mount Rocky Top	Rodrigo Madrigal, Jr		7.80	6.20
# 5	Risky Agitator	Hector Rodriguez			9.80

Also ran:

9 - Monument Road, 7 - Storm Number Nine, 1 - Carreras,  
 8 - Princely Paul, 11 - One On the Red,  
 4 - Exclusive Reason, 2 - Mattlex 3 - Roc n Rye Louie

Scratched horses: Ultra Hi

Daily Double	2-10	420.80
Exacta	1-6	636.60
Trifecta	10-6-5	8,301.00

Winning Breeder: Benny D. Olaiivar  
 Winning Owner: Ben D. Olaiivar  
 Winning Trainer: Ben D. Olaiivar



PHA0602 9 8.5 T AL 3+ \$17,000 PR=83 PFT=143.64  
QUANTUM-RATER Por/Poh

#	PNcNAME	Ld	F 1	F 2	F 3	SIC	YSC/BL	POR- R	POH- R	LS/P- R
1	12	ULTRA2	POR	56.41	54.77	51.24	55.85	138.71- 2		
			POH	56.15	54.36	51.83	55.63	4.00	131.13- 5	
			PCT	99.55	99.24	101.15	99.60			106.22- 3
2	1	CARRE1p	POR	56.90	52.59	52.72	55.38	138.30- 4		
			POH	56.02	52.83	53.26	55.18	3.60	132.33- 1	
			PCT	98.45	100.45	101.03	99.64			107.60- 1
3	9	MONUM4	POR	55.46	53.44	52.72	54.77	137.28- 5		
			POH	54.66	53.68	53.16	54.59	3.30	131.46- 3	
			PCT	98.55	100.45	100.85	99.67			107.38- 2
4	10	CORPR1p	POR	57.27	55.00	52.22	56.49	138.93- ①		
			POH	55.76	54.18	52.53	55.71	13.60	131.30- 4	
			PCT	97.36	98.52	100.61	98.63			104.45- 5
5	8	PRINC1	POR	58.15	53.01	51.24	56.33	137.42- 3		
			POH	56.99	53.54	51.06	56.14	3.30	132.09- 2	
			PCT	98.00	101.00	99.64	99.67			105.61- 4

R=Rank W/W=Wire to Wire LS/P=Long Shot Potential

Here is a good example where two aspects Mark Cramer's highly complimentary but purposely "Devil's advocate" approach article in the recent C&O Report might bear further exploration by Mark.

(1) He took the two highest paying mutuels of his final average, implying that they were flukes (he did keep the money, however). Clients complained, saying they get those kinds of mutuels several times a week. (2) He said we should never have to go beyond BL #3 to get ample profit. That might be true for Mark. He is uniquely superior handicapper. Many of our clients do find a significant number of profitable overlays in their top 3 BL. Others put in too many horses and thus find the higher paying horses ranked number 4.

Mark also felt we did not need corollaries. Well, look at the corollaries supporting a wager on the \$136 winner ranked 4 on BL/BL.

Number 1 POR. #2 FX. #1 TPP. #1 TS. 3-2-2 Fractals. #2 Supplemental Readouts summary. #1 Total Energy (class) and a BALANCE of only 5.

Yes, the corollaries are extremely important, as Louis has discovered to his great profit. He's also finally realized that visual perception does **not** get the higher paying horses.

DEAN MILLWARD....

## ***MAKING FULL USE OF BALANCE, GRAPHS, SPN, ENGEN & COMPOSITE IN PACE LAUNCHER 4 & SYNTHESIS PROGRAMS***

HASTINGS PARK, VANCOUVER, CANADA:

I realize that not every client is using Synthesis with the TrackMaster download yet. Too bad. My racing income jumped 26% with Synthesis and another 15% when I went to TrackMaster. Using it for Downloading also made it possible to do more tracks in far less time.

To help those still just using Pace Launcher 4, I've enclosed a race showing, among other things, how to make your own Balance from the Engen Readouts and how I employ the graphs from the Profile I make just using readouts from past races. A good reason to keep records on file, not just of wins, but also of the readouts and graphs that produced the Place and Show for exotics.

From my records I perceived that the Hastings Early Late Difference at 6f had a high of 55.8 on the Early side and 52.3 on the Sustained side. As for Balance, when I only had Pace Launcher 4 I just went to the Engen and added the E/EP and L/EP numbers. As you can see I had to write them on PL4, Synthesis prints them out nicely several times.

HORN has a 9. JIMJ, 9, SWING, 7. The Show Horse, EBONY, 6. The Place horse, TAJ, 5 and the Winner, IVAN, a 6. The in-the-money-horses, as usual, have the lowest BALANCE.

The winner has the lowest Median Energy, winning over tiring horses with Med. Energy in excess of 69, even one at 70. The place Horse TAJ, fit my Med. Energy average: 68.58. I still look at %Med. But I like the Graphs better, especially E-L Diff. and E-L Percentage. I also make good use of the CPR and PACE Graphs to supplement the graphs, corollaries and BL/BL.

I make my entire living from horse race wagering. Even so, I don't consider myself a handicapper. Definitely NOT! I just do the races as prescribed over the years, from the Basic Manual on through the Pace Launcher/Synthesis manuals and the teachings from Doc as in the Follow Up and all his other material.

As for "tricks" that appear to be uniquely mine, this comes from experience and the necessity of winning or not eating. Doc describes all this in Follow Up #62, page 15.

PL4 is great, but Synthesis downloaded from TrackMaster is theeee BEST! Although I hear Doc is at work on an even more improved BL/BL.

## EDIT EQUALIZED LINES

HST 4-23-97 8 6 D

#	NAME	L	DIST	S	1stC	2ndC	3rdC	FnlC	BL1	BL2	BLS	BLF	SR	TV	ADJ	N	T
1	HORNB	3	6.0	D	22.0	45.0	58.0	111.1	10.00	10.00	9.50	7.25	94	8	-4.0		
2	JIMJx	5	6.0	D	23.1	47.2	100.2	112.3	0.50	0.50	0.00	0.00	94	18	0.0		
3	SWING	2	6.0	D	21.3	44.3	58.3	111.3	6.00	6.50	5.50	3.50	95	13	-1.5		
4	EBONY	4	6.0	D	22.1	45.2	58.1	111.1	0.13	0.13	2.50	5.25	96	11	-2.5		
5	IVANx	3	6.0	D	23.0	46.4	59.1	111.2	1.00	1.00	0.75	0.75	99	11	-2.5		
6	TAJ M	2	6.0	D	22.3	46.0	58.2	111.0	0.00	0.00	0.00	0.50	101	8	-4.0		

## BOTTOM LINE -- BETTING LINE

HST 4-23-97 8 6 D

WIN ODDS ONLY

	BOTTOM LINE	BETTING LINE	ODDS	BAL.
P1	TAJ M	19.5		
W2	IVANx	15.0	2-1	5 - W 344 <sup>2</sup>
3	EBONY	12.5	7-2	6 0718 <sup>70</sup>
4	SWING	11.0	4-1	7 Tr 18109 <sup>70</sup>
5	HORNB	9.5	5-1	9
6	JIMJx	5.0	9-1	9

## VITAL FACTORS--ATM

#	NAME	L	TOTAL	SC	R	E/DC	SCBL	-3F	R	SPN	R
1	HORNB	3	164.55	56.29	4 ( 47.0)	97.63	10.00	50.19	4 ( 26.2)	82.92	6
2	JIMJx	5	163.82	55.61	6 ( 47.2)	97.89	0.50	52.46	2 ( 25.1)	86.42	5
3	SWING	2	165.95	57.79	1 ( 45.3)	96.66	6.50	49.12	6 ( 26.4)	90.42	3
4	EBONY	4	165.56	57.75	2 ( 45.4)	97.70	0.13	49.98	5 ( 26.2)	87.67	4 S
5	IVANx	3	165.23	55.88	5 ( 47.1)	98.20	1.00	53.27	1 ( 24.4)	94.17	2 U
6	TAJ M	2	165.69	56.80	3 ( 46.2)	98.11		52.05	3 ( 25.2)	97.17	1 P
HIGH			165.95	57.79	( 45.3)	98.20		53.27	( 24.4)	97.17	
LOW			163.82	55.61	( 47.2)	96.66		49.12	( 26.4)	82.92	
AVE			165.13	56.69	( 46.3)	97.70		51.18	( 25.4)	89.79	

\* = Wire to Wire

## ENERGY GENERATOR -- ATM

HST 4-23-97 8 6 D

#	NAME	L	N	T	Total	R	DEF	Hid	R	Fx	R	Med	E/EP	R	L/EP	R	ESP	BAL
1	HORNB	3			164.55	5	1.40	64.96	4	65.54	6	69.50	78.02	4	75.18	5	EAR	9
2	JIMJx	5			163.82	6	2.13	65.32	2	66.70	1	67.98	77.26	6	75.95	3	S/P	9
3	SWING	2			165.95	1		63.97	6	65.63	5	70.40	78.79	1	75.05	6	EAR	7
4	EBONY	4			165.56	3	0.39	64.30	5	65.89	4	69.81	78.46	2	75.31	4	EAR	6
5	IVANx	3			165.23	4	0.72	65.56	1	66.68	2	67.76	77.66	5	76.57	1	S/P	6
6	TAJ M	2			165.69	2	0.26	65.06	3	66.36	3	68.58	78.09	3	76.17	2	PRE	5

HI/LO Difference = 2.13 Average = 165.13

## FPS AND ENERGY -- ATM

HST 4-23-97 8 6 D

&lt;- FPS -&gt;&lt;- ENERGY -&gt;

NAME	L	N	T	TOT	R	DEF	F1	F2	F3	SC	F1	F2	F3	MED-E
HORNB	3			164.55	5	1.40	57.66	56.70	50.19	56.29	35.04	34.46	30.50	69.50
JIMJx	5			163.82	6	2.13	56.81	54.55	52.46	55.61	34.68	33.30	32.02	67.98
SWING	2			165.95	1		59.79	57.04	49.12	57.79	36.03	34.37	29.60	70.40
EBONY	4			165.56	3	0.39	59.10	56.47	49.98	57.75	35.70	34.11	30.19	69.81
IVANx	3			165.23	4	0.72	56.91	55.06	53.27	55.88	34.44	33.32	32.24	67.76
TAJ M	2			165.69	2	0.26	57.89	55.74	52.05	56.80	34.94	33.64	31.42	68.58

HI/LO Difference = 2.13 Average = 165.13

## Pace Launcher IV Composite -- ATM

HST 4-23-97 8 6 D

#	NAME	L	N	T	EPR	LPR	CPR	TT	HID	FW	FX	LS	RANK
1	HORNB	3			6	4	5	2	3	6	5	31	5
2	JIMJx	5			5	2	3	5	2	5	3	25	4
3	SWING	2			2	5	3	1	4	3	4	22	3
4	EBONY	4			1	6	4	2	5	2	4	24	4
5	IVANx	3			4	1	2	4	1	4	1	17	2
6	TAJ M	2			3	3	1	3	2	1	2	15	1



HST 04-23-1997 RACE 8 DIST 6 SURF. D PURSE \$7,700 Odds Race  
Pace Launcher CPR Graphic-AIM

	EPR- R	LPR- R	CPR- R
HORNB	82.40- 6	80.40- 4	162.80- 5
JINJx	82.50- 5	84.50- (2)	167.00- 3
SWING	89.50- (2)	77.50- 5	167.00- 3
EBONY	91.20- (1)	75.00- 6	166.20- 4
IVANx	83.40- 4	86.40- (1)	169.80- (2)
TAJ M	87.40- 3	83.10- 3	170.50- (1)

Early-Sustained BOTH/AND Difference Graphic -- AIM

HST 4-23-97 8 6 D

# NAME L N	%EARLY	%SUST
1 HORNB 3 51.2		48.8
2 JINJx 5 48.8		51.2
3 SWING 2 57.1	x	42.9
4 EBONY 4 59.7	x	40.3
5 IVANx 3 48.2		51.8
6 TAJ M 2 52.5		47.5

RANGE

E 55.8 HIGH

S 52.3 HIGH

x SWING - TOO HIGH as WIN CONTENDERS  
x EBONY - TOO HIGH as WIN CONTENDERS

Pace Match Up Graphic -- AIM

HST 4-23-97 8 6 D

# NAME L N I	1C R	2C R	FI R
FACE	22.08	45.68	111.89
1 HORNB3	22.89- 4	46.90- 4	113.34- 6
2 JINJx5	23.24- 6	47.47- 6	112.60- 4
3 SWING2	22.08- 1	45.68- 1	112.54- 3
4 EBONY4	22.33- 2	45.72- 2	112.66- 5
5 IVANx3	23.20- 5	47.24- 5	112.04- 2
6 TAJ M2	22.80- 3	46.48- 3	111.89- 1

14

16

5 x out as WIN

9 x out as WIN

12 - (2) W


7 - (1) P

# HASTINGS PARK RACECOURSE

W  
P  
S  
TIME 22 4/5 46 4/5 59 2/5 1:12 3/5 TRACK: FAST.  
7-IVAN BOY 44.30 20.40 8.40  
8-TAJ MAHAL 6.00 4.70  
6-EBONY PRIDE 3.40  
\$2 QUINELLA 7-8 PAID \$118.70  
\$2 CAL TRIFECTA 7-8-6 PAID \$1,089.20

Howard G. Sartin, Ph.D

# THE PSYCHOLOGY OF WINNING



# THE DANGERS OF RECIDIVISM

**WINNING -**

**SECOND GUESSING -**

**THEN LOSING**

RECIDIVISM defined:

**recidivism** Repetition of delinquent or criminal acts by the same offender who is called, accordingly, a recidivist or repeater.

This abbreviated definition is not meant to imply that any of you are delinquents or criminals. Recidivism is the bane of the psychiatric community when dealing with alcoholism, narcotics addiction and pathological gambling. It also applies to smokers and those attempting to lose weight who go off their diets.

Recidivism in a non-pathological or compulsive gambler, is more gently explained in the definition of the Sisyphus Syndrome; quite simply it is repetitive "backsliding."

## Sisyphus

In Greek mythology, Sisyphus was condemned to roll a heavy stone up a hill. Just as he was about to reach the top, the stone rolled back, and he had to start over again. Over and Over scripts are represented by Sisyphus.

I recently met a client at an off-site wagering center. He said that after getting one of our Pace Launcher programs he quickly made a thousand dollar profit, then began losing it all back.

This is **not** an uncommon phenomenon for bettors, in and out of the Method, regardless of what handicapping procedure they are using. There are some basic reasons for this phenomenon. One can easily be corrected, the other is purely psychological.

The first reason is succumbing to a rhythmic **habit** born out of nothing more than refusing to alter said habit in times of stress. Another is getting fixated on some particular readouts and **not** examining **all** corollaries, especially the SUPPLEMENTAL ones. This constitutes:

(1) Overreliance on one or two readouts: For instance the top 3 BL/BL, with no corollary examination, produced both the best lower and **higher** priced winners on the card. So one then ignores all other corollary factors. Why not? This person just made a profit of \$1,000 doing that so he expects what worked last week to always repeat. The only Model or Profile that works is one you **anticipate** before the fact. You can do this by examining ALL readouts. Watching closely for changing trends in corollaries and on your E/L diff. graph, your Vector graph, EPP, LPP and TPP are excellent predictive barometers that signify a forthcoming change.

One big thing I've noticed in virtually every Backslider, as opposed to winning clients, is **failure** to keep 20 cycle race records on THESE VITAL FORMS. Place is necessary if you wager on Exactas. If you persist in gambling with Trifectas-make one for SHOW:

## WIN

### PACE LAUNCHER ~ SYNTHESIS WAGERING DECISION CHART

	#1 BL/BL	#2 BL/BL	#3 BL/BL	#4 BL/BL	Best P.C.	Best S.C.
RACE	SSS	BAL	SSS	BAL	SSS	BAL
1	\$					

## PLACE

### PACE LAUNCHER ~ SYNTHESIS WAGERING DECISION CHART

	#1 BL/BL	#2 BL/BL	#3 BL/BL	#4 BL/BL	Best P.C.	Best S.C.
RACE	SSS	BAL	SSS	BAL	SSS	BAL
1	\$	SUMMARY				
2	\$	#1 Win	#2 Win	#3 Win	#4 Win	
3	\$	AVE. \$				
4	\$	AVE. BAL.				
5	\$	COMMENTS				
6	\$					
7	\$	#1 Place	#2 Place	#3 Place	#4 Place	
8	\$	AVE. \$				
9	\$	AVE. BAL.				
10	\$	COMMENTS				
11	\$					
12	\$					

How do you expect to **win** unless you know from what corollary source, especially BL/BL if you don't know where you acceptably priced winners are coming **from**? If you have no idea of what factors are dominant in producing PLACE horses, how in the world can you expect to win Exactas?

Face it, without such records you're **not** a handicapper, not even a horse-"PLAYER,"...you're just a GAMBLER!

When you have only a vague idea of what P.C. (primary corollaries) and S.C. (secondary corollaries) factors produced the winners **and**, just as important, the long shots that fail to win but pay double digit PLACE prices (see down-pointing arrows). Read the Power of Place!

Always be aware of weather conditions that may drastically or subtly alter track conditions; note EPP and LPP for changes in the possible STRANGE ATTRACTORS of the Match-Up that may escape the human eye but are detected through examination of corollaries. These are some of the reasons for the need to alter wagering decisions by day or cycle.

Some clients discount my advice in such matters. They say quite openly that they don't need all that corollary "crap". BL/BL is good enough for them, OR, the top two Factor X win 86% of the time. Then when all goes awry they call for an office visit. I also notice they try "HANDICAPPING" races by mainstream RULES, making arbitrary decisions as to which races are "PLAYABLE" and which are not. In so doing they often miss the longshots we publish in the Follow Up. Yet, when I go to the window to cash in on a long shot they follow me and ask how I got it. I tell them precisely how: by following the procedures I've published in this periodical. Some get the hint but others proclaim: "I wouldn't play that horse with YOUR money, because—" "So and So- (referring to some former teacher by name), said to stay away from those kinds of races." People with that attitude are emotionally and intellectually frozen in a time warp dominated by YESTERDAY'S Methodology and the philosophy of YESTERDAY'S teachers.

Most of those "I Always"—and "I Never"—lessons are no longer applicable, if they ever were, because of the changes in TODAY'S Racing and TODAY'S technology, web site info along with our Pace Launcher 4 and, especially SYNTHESIS. They have overcome the reason for ALMOST ALL past injunctions.

Still, many people are more inclined to remember all the inaccuracies, incongruities and archaic lessons than to accept current validity. Old habits are no fun to break. One person told me he was in the HABIT of utilizing mainstream, man-made class figures to eliminate horses. He had the habit, all right, he classified OUT all his potential long shots. He was dubious of his ability to BREAK his habit. A little character born of WILL POWER is all he needs. Another man, my exact age, said he was too old to learn something new. My answer is that if you refuse to learn something new at 71, you're chances of reaching a vital, outgoing 72 are considerably diminished.

For months I've been explaining that every valid concept from YESTERDAY'S Methodology has been incorporated into SYNTHESIS, much is also included in Pace Launcher 4. So-called visual handicapping, which very few of you were any good at anyway, is no longer necessary and, even more importantly most of its precepts have been proven virtually worthless in **today's**

rac<sup>ing</sup>.

Here are some quotes from three experts indicating what I mean:

First, from the oft quoted **Buddy Alvarado** who says whatever the experts tell you to do, DO THE OPPOSITE if you want to WIN!

Then from the December, 18, 1998 Washington Post article by **Andrew Beyer** comes this recommendation to ABANDON a focus on single track. Multiple track wagering took him from loser in '96 to winner NOW.

Andy's idea about multiple track wagering is GOOD ADVICE. Two tracks running concurrently is enough. I've found that in California when Santa Anita or Hollywood are paying woefully low average mutuels, their Northern California counterparts, Bay Meadows and Golden Gate take up the slack with some good double digit win mutuels. The reverse can also be true. The answer: Multiple Track Handicapping, and when an overlay appears, bet it.

In **Mark Cramer's** most recently, in a C&O article about his test of BL/BL, he asserted that over the long haul "NO ONE" can win by applying the same factors the PUBLIC uses. Only someone **daring** to go against the mainstream grain will consistently succeed. He proves that iconoclasm, "Kinky or even Kinkier" handicapping is the way to get the higher paying mutuels. To him "Kinky" means deviant. Deviating from the mainstream NORM.

Mark also contends, that if you have a good "Value Line," such as BL/BL, or the one he makes from his own brilliant mind, you will NEVER be a loser. You will always end up with a profit. Mark is correct but the problem remains that most people have no patience. They just cannot tolerate a more than a very few losses. They panic and completely abandon their wagering strategy. I've seen it far too often to expect most clients to exist totally dedicated to the value concept pioneered by Cramer. All recidivism or backsliding is **psychological**. It stems from lack of self-confidence and power of WILL. It's urged on by listening to others, waking up each morning and trying something NEGATIVELY different based on some concept of which you have NO SUCCESS record.

As long as any of you think, even subconsciously, that horse race handicapping and wagering is gambling, you're going to suffer loss. It's a gambler's ultimate fate.

Just **do** keep the records I've recommended and send them in. In your heart you must realize that the problems that cause NON-winning today are NOT handicapping problems but psychological ones, mostly in the area of DECISION making when wagering.

Accept that WINNING is derived from YOUR response to the tools I've provided. If your response is positive, you're in Vox Pop. If it's negative, you're in the hole.

## ***It's In The Air***

In early July this notice appeared on the TrackMaster web site:

---

### **LIVE INTERVIEW WITH HOWARD 'DOC' SARTIN**

Live interview with The Doc himself discussing modern handicapping and what it takes to be a winning horseplayer. The founder of The Sartin Methodology and man responsible for much of the state of the art handicapping concepts used today, Howard Sartin joins us in Real Audio on our web site Monday July 13 from 7:30 - 8 eastern, 4:30 - 5 pacific. To listen go to the [TrackMaster Audio Access Page](#) right before the start time.

---

On July 13, I had a nice, non proprietary, open interview via Real Audio, available through the internet and computer speakers. Interviewing me was Ellis Starr of TrackMaster. Most of the questions asked were relayed by Starr to me from e-mail he received from TrackMaster clients. By non proprietary, I mean that the interview was not designed peddle product but to relay information as I view it.

Next day on the web came some public responses; some good or great, some not so great. Here are just two:

**Subject: Re: Howard Sartin**  
**Date: 15 Jul 1998 00:00:00 GMT**  
**From: Cadillac**  
**Reply-To: Please reply to the**  
**Organization: EarthLink Network, Inc.**  
**Newsgroups: [alt.sport.horse-racing](#)**

On Tue, 14 Jul 1998 18:31:57 GMT, James@NoSpam.com (James) wrote:

,>I just finished listening to the real audio interview with Howard  
>Sartin. I have to say I was impressed, and that is something I have  
>never said about him. He talks about why he thinks two horse betting  
>is better than one. About paceline selection. Why he thinks the  
>winning mutuals on some types of horses are going up not down.  
>  
>If you have real audio then check out the interview  
><http://axcis.com/track/info/audiol.htm>

And this from someone ill-informed and stuck in an 1983 time warp:

I listened to Sartin and Ellis Starr. Myself, I think it was a "creampuff" interview. They spent more time telling each other how good and knowledgeable they were, than discussing complex issues. Not surprising, in that they are both associated with Trackmaster..

For myself, I'd like to hear Mike Wallace interview Howard Sartin...

- ① Sartin, Is is not true that you simply changed the commonly used measurement for time, fractional timed segments of distance, computed in
- ② fifths of seconds, to miles-per-hour, called it velocity, and duped the public?

And...

- ③ Sartin, Does not every able pace handicapper understand that horses who have superior segments of measured time over distance, are at times traveling at a higher rate of speed (velocity) than the horse who races evenly, though the latter horse may have a superior final time?

If I were to answer him, which I won't, I'd tell him it was not a "cream puff" interview. I did compliment Ellis on getting a \$21 horse and relay some positive response from our clients using the TrackMaster download. Beyond that the questions came via Starr's e-mail.

(1) I'd love to be interviewed by Mike Wallace. I knew him briefly many years ago when he was the radio announcer for Sky King and did the Skippy Peanut Butter commercials.

(2) I never used Miles-Per-Hour. That was Huey Mahl. In the beginning we used feet-per-second but currently use Chaos math. None of those three measurements are comparable to minutes, seconds or 5ths of seconds. They are more precise and finite: especially Chaos figures. My record shows I've never duped anyone.

(3) I think he's talking about Pace vs. Final Time and he's fairly correct. Since that's what I'm espousing, where's the beef?

Let's not get angry with this kind of response. Dick Mitchell once wisely said that we should learn the identity of these kinds of people, find them and give them a BIG hug. They are the people whose money we get when we win.

I'm glad there are so many of him or we couldn't profit.

Here's one from someone who's informed:

> Howard has never claimed to be the inventor of velocity, and  
> has always acknowledged Ray Taulbot and Huey Mahl, among others. He  
> did, however, take velocity analysis to its limit, after which time he  
> became the most ripped off handicapping expert ever. The vast  
> majority of handicapping programs on the market are direct rip-offs of  
> his work in the 80's. However, the public has never fully understood  
> even his early methods because most just want answers and winners  
> handed to them, whereas the Sartin Methodology requires one to study,  
> learn, grow, and above all... (cover your ears you "mainstream"  
> zombies)... to THINK FOR YOURSELF!!!

>

BOZO

# FOLLOW THE MONEY

<b>MESSAGE</b>		FOR: <u>HL</u>
FROM: <u>LARRY ATKINSON</u>	DATE: <u>4-15-98</u>	
OF: <u>CN</u>	TIME: <input type="checkbox"/> AM <input type="checkbox"/> PM	
MESSAGE: <u>YOUR MESSAGE IS FINALLY</u> <u>SINKING IN - HE WANTS TO BE AN</u> <u>INVESTOR - NOT A HANDICAPPER</u>		

Succinct as any phrase written by Papa Hemingway!

"Your message finally sinking in. Want to be INVESTOR, NOT Handicapper"

We have Tom Ainslie to thank most for this steadily growing attitude. Ainslie said "With SYNTHESIS, Handicapping, by popular definition is unnecessary!" I've been saying it for some time but when the Dean confirmed it, people listened and responded.

Larry Atkinson, from Canada, is a brilliant individual. He diligently studied and re-read every manual we've produced. He tried handicapping with all features of the Methodology from the beginning. He probed, used each feature published and asked innumerable questions and had mixed results. It was not until we SYNTHESIZED all viable features into the Pace Launcher (which includes Synthesis) series, that he realized much of what he had studied was merely the prelude to the symphony of Today's Methodology. The old manuals still contain good stuff but much of it is no longer necessary to put into practice. He's now driving our new Mercedes but keeps the old Model T that was our building block in the garage and takes it out for an occasional spin to keep the battery up.

Bringing others to Larry's level of thinking is now my ultimate goal. Ironical, when we were the most publicized, the Method had not yet reached the point where every user who followed my directions won consistently. Why? Because the tenants of the old Velocity Methodology, while different, contained enough mainstream material to make it acceptable to many "horseplayers". Add to this the fact that most of our seminar teachers were less revolutionary and more mainstream than I, so our following grew along with the fame of those teachers.

With the advent of Quad-Rater, followed by the Pace Launcher series and SYNTHESIS, one had to be a philosophical revolutionary to accept the programs. This meant they had to subordinate their Ego, their conceit, to reality. Most would not and kept on teaching the same old stuff, ad nauseam. They refused to acknowledge the fact that racing has changed dramatically since Phase III and other programs based primarily on velocity and linear-sequential formulae derived from conventional mathematics. I'm not criticizing them, per se, but if one seeks the better paying mutuels, the vanity, ego or conceit, what ever you want to call it, must be curtailed in the face of the realities of TODAY'S racing.





Tom Ainslie did it. Considering his monumental contributions to the art and science of handicapping, he has the most right to be ego-centered. But he's a realist and he wants to win. He also has the intellectual capacity to retain that which is valid in the old and accept the new and revolutionary too. As he has said: (quote):

"In 1993 I met Howard Sartin, learned how to use the extraordinary computer programs from his Methodology and literally doubled my profits"

He also stated that he doubled the number of races he was able to handicap and win on any given card.

I have to toot my own horn now because most of the nouveau riche author-experts, who once did it for me, importuned much of my original Methodology and offered versions to the public as their own. Distancing themselves from me was the order of the day. C'est la Vie.

So it is quite ironic that today, with fewer clients and virtually no publicity, we have the greatest percentage (and number) of winners in our history. The reason? We have more Larry Atkinson's in our group: people willing to learn from the old while implementing the new, accepting the fact that conventional handicapping is producing low priced favorites and near favorites.

It's not, as Andy Beyer would have us believe, the track take or his notion that today's track attendees are the most "astute" handicappers, that causes lower average mutuels at many tracks. There are just as many idiots out there as ever, and those so-called astute handicappers are operating with left brain common sense logic.

There are still enough long shots winning to make a handsome living at any track. The left brain dominated experts, along with those who follow their lead, are making those longshots available because they have imposed the kinds of guidelines that dictate which races are — "playable" and those that are not.

Along with many of you, I have spent enough time with the experts to know which races on the card they think are *not* "playable."

Naturally, those are the races where I make the most profit.

Try taking a page from Larry Atkinson's philosophical book. Become an investor. Pretentious handicappers are a dime a dozen...and so are their average mutuel profits. Keep in mind the frightening words in that letter to me from a famous author, seminar speaker, expert:

"But you never know when a permanent downturn might occur."

What a sad commentary on the confidence level of man with his credentials. I KNOW there won't be a downturn because I won't let it happen to me. Dedicated individuals have made money from Thoroughbred Racing for several hundred years. To those with vision to see beyond the narrow horizon of "popular wisdom" there will be no downturn.

# COMMENTARY

I'll do my Doc's Commentary ahead of this missive. Mike, from Illinois sent his Follow Up subscription in cash, along with a 75 multi-track analysis off corollaries that produced the most winners by track. We never received it. But after a phone call, we sent him the three Follow Up issues he had missed. This is his response along with the Chicago News item.

## Postman stashed mail in car: cops

Police found undelivered mail—some of it opened—in the car trunk of an off-duty postal employee who had been charged with cocaine possession, authorities said Sunday. Robert Issac, 37, of Rich-ton Park, was charged with one count of possession of a controlled substance, police said. They said Issac was wearing his postal uniform when he was arrested Saturday night. A 41-year-old man who accompanied Issac was charged with disorderly conduct, police said.

*Doc,*

*Many thanks for the Follow Ups. I'm more upset about you not receiving the races than the \$87. I sent you 70 races from GP (said to be the most difficult track to handicap), OP, FG, and Calder. The whole point in sending so many races was to show the importance of corollaries for each track.*

*The races enclosed from SPT show the Hidden Factor to be most dominant at SPT. Unless there is a lone E who can project a 2-3 length lead at 2nd call and has a strong 3rd fraction, their corollary dominates. It is especially helpful when 2 or 3 horses have the same odds on BL/BL.*

*For the second year in a row I lost the Kentucky Derby even though EXDC had Real Quiet on top and I loved the way he closed at S.A. in the S.A. Derby. I bet everything on Victory Gallop. Not only did I lose, I was sick when my top four horses paid \$8700.00 in the superfectas (using the guide lines from Follow Up 43).*

*After reading the Follow Ups you sent I don't feel as bad because you handled the corollaries to perfection.*

*Peace & Freedom,*

*Michael*



DOC SARTIN

In my personal office counseling with an increasing number of clients, I've learned as much as they from the experience. In California, at least, there is less consistency in the production of VALUE winners on most weekdays than there is on weekends. The chief problem lies in limiting yourself to just one track. When the southern California tracks yield nothing but favorites, more often than not, the track available in northern California does produce some double digit winners that are sufficiently high ranked on PL4 and Synthesis to justify a wager. It also works the other way around: The southern California track is dominated by low paying winners, so northern California becomes the track of salvation.

This is also true for some of the races simulcast from Churchill Downs and other non-California tracks with PP's listed in the California Form and also available through downloading.

The same concept would be true for those handicapping Belmont, etc. In his article about his metamorphosis from loser in 1996 back to winner in '97 and 1998, Andy Beyer did say one thing that made a lot of sense. We reproduced his entire article on the matter in Follow Up '68, some of his reasoning was flawed, but these three paragraphs make good sense.

### *I Was Dead in My Tracks*

✓ By Andrew Beyer

✓ Washington Post Columnist

Thursday, December 18, 1997; Page B1

At the end of 1996, I felt dejected and pessimistic about my gambling life. I had suffered a net loss for the year, despite devoting thousands of hours to handicapping and betting, and I suspected that these dismal results were not a fluke or a product of temporary bad luck.

I realized that some of my worst losses in recent years had come when I was following a single track that turned out to yield few good opportunities. That had happened to me at Gulfstream Park in '96. With the Maryland tracks offering full-card simulcasts from coast to coast, I decided that I would pay attention to several tracks at once.

In the era of simulcasting, horse racing offers a range of betting opportunities that handicappers couldn't have envisioned a few years ago. Of course, following six tracks instead of one requires an amount of study that normal people might consider obsessive, but for me the effort was worthwhile in 1997. Not only did it produce a profit, but it reassured me that I am not yet washed up as a horseplayer.

I personally feel that Andy deserves credit to admit in two Washington Post syndicated columns that he had a losing 1996. He also said that perhaps racing had passed him by, that he was out of touch with TODAY'S racing realities. This took a lot of courage for a man with four best sellers on how to win and whose alleged numbers are a staple products of the Daily Racing Form. By implication we can now assume he no longer uses his Beyer Figures as we know them. Neither has he been accurate in his Triple Crown nor Breeder Cup predictions as pointed out in several letters appearing in Vox Pop. But no one cannot have a profitable year from those races alone, so he can be forgiven.

His most important epiphany is in paragraph 2 and 3 . He could not profit from wagering at only one track; and his recognition of the highly profitable opportunities available through simulcasting.

We who download, be it from TrackMaster or another source, don't have to rely on simulcasting. Nor do we have to go to the extreme of handicapping as many as six tracks. My profit comes from just looking at two tracks regularly and occasionally at the Canadian track being offered at my local off-site center and a few simulcast races. A maximum of only four on any given day. These can be downloaded far faster than doing one track by hand. I'll admit to becoming addled when trying to handicap more than three tracks simultaneously.

I could add one more paragraph to Andy's advice based on my experience with the clients who come to the office for guidance.

Handicap all the races with no First Time Starters. Avoid trying to make a bet in all races. Spot play only those offering the greatest profit potential. This will be the greatest challenge to your self-discipline. Lack of such self-discipline is the *greatest* cause of losing. Unfortunately, you must discipline YOURSELF. No one can do it for you. Please, never tell me that you failed to handicap a race because you "DIDN'T LIKE IT!—(whatever)" That is a conclusion made valid only AFTER analyzing your readouts: BL/BL and Corollaries.

ABOVE ALL ignore the advice given by Andy and other experts about avoiding SHORT Fields because they allegedly equate with short \$\$\$\$. Also, keep in mind that this next paragraph by Andy is a completely untrue rationalization. The bettors who remain are not the most astute handicappers. Both Track and Off-Track wagering have been **increasing** steadily. Long shots are paying **more** today and favorites **less**. Andy is much too bright to say something like this: -----

**I had lost because playing the horses has become so tough. As attendance at racetracks has dropped, the bettors who remain are the most astute handicappers. It is hard for wise guys to find an edge when they are battling other wise guys — especially when tracks take an onerous cut from the wagering dollar. Moreover, the quality of racing at many tracks has declined and the races often offer little promise. The best of horseplayers isn't going to find any value in a six-horse field with a standout favorite.**

Here are two good examples of double digit winners from a client who passed these races because of some personal prejudice. One is for 4 YO UP claiming, the other and ALLOWANCE for 3 YO & up.

1st

HOL0620 1 8.5 D CL 4+ \$14,000 CP=\$12,500 PR=81												
BOTTOM LINE -- BETTING LINE												
(##)	PN	CNAME	Ld	SR	PR	BAL	LS	ODDS	TRKDISTS	M/L	DAYS	AGE
( 1)	2	SILK 3		84	86	3	24.1	EVEN	SA 8.0D	2/1	21	6
( 3)	4	SLIGH2		76	87	3	23.3	EVEN	HOL 8.5D	10/1	34	5
( 2)	3	SPEAK1		69	85	6	20.0	9-5	HOL 8.5D	6/1	22	5 W 2 1/2
( 4)	5	SUCH 1		57	80	8	15.0	7-2	HOL 8.5D	30/1	20	8

## SYNTHESIS POWER RANKINGS AND FRACTALS

												PRIM												SUPP																																																																																																																																																																																																																																																																																																																																																																																																																																																																																																																																																																																																																																																																																																																																																																																																																																																																																																																																																																																																																																																																																																																																																																																																																																																																																																																																																														
=====				B L T PRIM SUPP								FRACT				=====				P P P T H F F S F E T T				P P P T H F F S F E T T																																																																																																																																																																																																																																																																																																																																																																																																																																																																																																																																																																																																																																																																																																																																																																																																																																																																																																																																																																																																																																																																																																																																																																																																																																																																																																																																																														
##	PNCNAME	LdNT	SR	L	P	T	LS	R	LS	R	E	L	N	ESP	SCBL	R	R	R	-	-	-	-	-	-	-	-	-	-	-	-	-	-	-	-	-	-	-	-	-	-	-	-	-	-	-	-	-	-	-	-	-	-	-	-	-	-	-	-	-	-	-	-	-	-	-	-	-	-	-	-	-	-	-	-	-	-	-	-	-	-	-	-	-	-	-	-	-	-	-	-	-	-	-	-	-	-	-	-	-	-	-	-	-	-	-	-	-	-	-	-	-	-	-	-	-	-	-	-	-	-	-	-	-	-	-	-	-	-	-	-	-	-	-	-	-	-	-	-	-	-	-	-	-	-	-	-	-	-	-	-	-	-	-	-	-	-	-	-	-	-	-	-	-	-	-	-	-	-	-	-	-	-	-	-	-	-	-	-	-	-	-	-	-	-	-	-	-	-	-	-	-	-	-	-	-	-	-	-	-	-	-	-	-	-	-	-	-	-	-	-	-	-	-	-	-	-	-	-	-	-	-	-	-	-	-	-	-	-	-	-	-	-	-	-	-	-	-	-	-	-	-	-	-	-	-	-	-	-	-	-	-	-	-	-	-	-	-	-	-	-	-	-	-	-	-	-	-	-	-	-	-	-	-	-	-	-	-	-	-	-	-	-	-	-	-	-	-	-	-	-	-	-	-	-	-	-	-	-	-	-	-	-	-	-	-	-	-	-	-	-	-	-	-	-	-	-	-	-	-	-	-	-	-	-	-	-	-	-	-	-	-	-	-	-	-	-	-	-	-	-	-	-	-	-	-	-	-	-	-	-	-	-	-	-	-	-	-	-	-	-	-	-	-	-	-	-	-	-	-	-	-	-	-	-	-	-	-	-	-	-	-	-	-	-	-	-	-	-	-	-	-	-	-	-	-	-	-	-	-	-	-	-	-	-	-	-	-	-	-	-	-	-	-	-	-	-	-	-	-	-	-	-	-	-	-	-	-	-	-	-	-	-	-	-	-	-	-	-	-	-	-	-	-	-	-	-	-	-	-	-	-	-	-	-	-	-	-	-	-	-	-	-	-	-	-	-	-	-	-	-	-	-	-	-	-	-	-	-	-	-	-	-	-	-	-	-	-	-	-	-	-	-	-	-	-	-	-	-	-	-	-	-	-	-	-	-	-	-	-	-	-	-	-	-	-	-	-	-	-	-	-	-	-	-	-	-	-	-	-	-	-	-	-	-	-	-	-	-	-	-	-	-	-	-	-	-	-	-	-	-	-	-	-	-	-	-	-	-	-	-	-	-	-	-	-	-	-	-	-	-	-	-	-	-	-	-	-	-	-	-	-	-	-	-	-	-	-	-	-	-	-	-	-	-	-	-	-	-	-	-	-	-	-	-	-	-	-	-	-	-	-	-	-	-	-	-	-	-	-	-	-	-	-	-	-	-	-	-	-	-	-	-	-	-	-	-	-	-	-	-	-	-	-	-	-	-	-	-	-	-	-	-	-	-	-	-	-	-	-	-	-	-	-	-	-	-	-	-	-	-	-	-	-	-	-	-	-	-	-	-	-	-	-	-	-	-	-	-	-	-	-	-	-	-	-	-	-	-	-	-	-	-	-	-	-	-	-	-	-	-	-	-	-	-	-	-	-	-	-	-	-	-	-	-	-	-	-	-	-	-	-	-	-	-	-	-	-	-	-	-	-	-	-	-	-	-	-	-	-	-	-	-	-	-	-	-	-	-	-	-	-	-	-	-	-	-	-	-	-	-	-	-	-	-	-	-	-	-	-	-	-	-	-	-	-	-	-	-	-	-	-	-	-	-	-	-	-	-	-	-	-	-	-	-	-	-	-	-	-	-	-	-	-	-	-	-	-	-	-	-	-	-	-	-	-	-	-	-	-	-	-	-	-	-	-	-	-	-	-	-	-	-	-	-	-	-	-	-	-	-	-	-	-	-	-	-	-	-	-	-	-	-	-	-	-	-	-	-	-	-	-	-	-	-	-	-	-	-	-	-	-	-	-	-	-	-	-	-	-	-	-	-	-	-	-	-	-	-	-	-	-	-	-	-	-	-	-	-	-	-	-	-	-	-	-	-	-	-	-	-	-	-	-	-	-	-	-	-	-	-	-	-	-	-	-	-	-	-	-	-	-	-	-	-	-	-	-	-	-	-	-	-	-	-	-	-	-	-	-	-	-	-	-	-	-	-	-	-	-	-	-	-	-	-	-	-	-	-	-	-	-	-	-	-	-	-	-	-	-	-	-	-	-	-	-	-	-	-	-	-	-	-	-	-	-	-	-	-	-	-	-	-	-	-	-	-	-	-	-	-	-	-	-	-	-	-	-	-	-	-	-	-	-	-	-	-	-	-	-	-	-	-	-	-	-	-	-	-	-	-	-	-	-	-	-	-	-	-	-	-	-	-	-	-	-	-	-	-	-	-	-	-	-	-	-	-	-	-	-	-	-	-	-	-	-	-	-	-	-	-	-	-	-	-	-	-	-	-	-	-	-	-	-	-	-	-	-	-	-	-	-	-	-	-	-	-	-	-	-	-	-	-	-	-	-	-	-	-	-	-	-	-	-	-	-	-	-	-	-	-	-	-	-	-	-	-	-	-	-	-	-	-	-	-	-	-	-	-	-	-	-	-	-	-	-	-	-	-	-	-	-	-	-	-	-	-	-	-	-	-	-	-	-	-	-	-	-	-	-	-	-	-	-	-	-	-	-	-	-	-	-	-	-	-	-	-	-	-	-	-	-	-	-	-	-	-	-	-	-	-	-	-	-	-	-	-	-	-	-	-	-	-	-	-	-	-	-	-	-	-	-	-	-	-	-	-	-	-	-	-	-	-	-	-	-	-	-	-	-	-	-	-	-	-	-	-	-	-	-	-	-	-	-	-	-	-	-	-	-	-	-	-	-	-	-	-	-	-	-	-	-	-	-	-	-	-	-	-	-	-	-	-	-	-	-	-	-	-	-	-	-	-	-	-	-	-	-	-	-	-	-	-	-	-	-	-	-	-	-	-	-	-	-	-

Because he failed to handicap and bet these races the client had a non-winning day. After visiting me for the second time he had winners paying \$70 and \$90 dollars.

The other important record sheet I find too many clients ignoring is the PACE LAUNCHER/ SYNTHESES WAGERING DECISION CHART, for both Win and Place. I suggest that you all read "The Power of Place" in Follow Up #66.

One client said he lost 9 races in a row. When he showed me his records it turned out that he had lost 9 NON-consecutive races based on his prejudicial notions of the kinds of race he LIKED to "play." He skipped most of the races he could have won that paid from \$7 to \$64. These races ranked the winner 2nd or 3rd on his wagering sheet records but he failed to utilize those records for his wagering.

Clients who KEEP and FOLLOW the guidelines of this all important chart are in the majority and they are winning! Here are just two examples of his prejudicial "passing" of races. I wondered why. Was it because they had short fields?

The client mentioned above did just that. He called Monday to say that by handicapping EVERY race and following my wagering maxims he had several double-digit Friday night and Saturday, June 26-27. The highest win mutuel was \$90. In each case, he said, he would have **passed** those races had it not been for my counseling Friday afternoon

#### VALID REASONS FOR PASSING A RACE

HANDICAP THE RACE FIRST. Do not pass merely by visual inspection.

Handicap EVERY race with no more than one first time starter.

#### 1: BL/BL EXAMPLES

The 1st example shows NO worthwhile overlays in BL/BL this mix. A good indication that a Favorite will win.

The second example shows GRENADA as the top overlay. Next best is ENCHANT. GREN gets my Win & Place. ENCHAN, Win only. It's up to you.

The Favorite wins; 2nd Favorite shows; 3rd BL horse places 4th BL WASSI with no real corollary support. WOL Scr. NO real Win bet overlay. NO BET unless you will accept \$4.60 - you lose betting anything on WASSI.



LRL0627 15 9.0 T ST 3 F \$60,000. PR=82

*Pearl Necklace*  
BOTTOM LINE -- BETTING LINE

PNCNAME	Ld	SR	PR	BAL	LS	ODDS	TRKDISTS	M/L	DAYS	AGE	
5 PROUD3	FAV	86	84	4	23.4	EVEN	PIM 8.5T	2/1	21	3	W \$460
7 CAVEA3		85	84	4	22.3	EVEN	PIM 8.5T	5/2	21	3	S \$240
2 NORTH1		77	77	8	12.0	5-2	PIM 9.0T	6/1	57	3	P \$410
1 MASS12		80	77	8	17.3	5-2	PIM 9.0T	7/2	21	3	P 4-1 No meaningful 1's or 2's
3 NOX A1	SCRATCH	83	83	6	14.5	7-2	BEL 8.5T	12/1	16	3	

TENTH RACE  
Laurel  
JUNE 27, 1988

\$2 Mutuel Prices:

5-PROUD OWNER ..... 4.50 2.00 2.10  
2-NORTHERN FLAIR ..... 4.00 2.50  
7-CAVEAT COMPETOR ..... 2.00  
12 EXACTA 5-1 PAID \$34.00 12 TRIECTA 5-2-7 PAID \$61.20

IOL0627 2 5.5 D MC 3+ F \$17,000 CP=\$32,000 PR=76

## BOTTOM LINE -- BETTING LINE

PNCNAME	Ld	SR	PR	BAL	LS	ODDS	TRKDISTS	M/L	DAYS	AGE	
5 BREND2		78	73	3	22.9	EVEN	HOL 6.00	15/1	28	3	W \$2180
11 ENCHA1		77	76	5	20.5	9-5	HOL 6.00	7/2	28	3	S \$340
12 ETHEL1		76	79	5	18.3	5-2	HOL 6.00	5/2	30	3	P \$360
4 BEANS.		74	76	7	16.5	3-1	HOL 6.00	20/1	15	5	22
7 MOO H1		74	76	9	11.3	5-1	HOL 6.00	6/1	19	3	EX 6740
3 CURVE2		72	79	9	7.5	8-1	HOL 6.00	9/2	19	3	FR 133

**1429**—SECOND RACE. 8 1/2 Furlongs. Purse \$17,000. Maiden Claiming.  
Fines and more, 3 year-olds and up, bred in California. Claiming price \$32,000-20,000.

Horse	WL	FT	ST	W	H	ST	Fth	To 11
1249 Ovidia, V Eyedore	117	5	4	31	31	-	174	111
1248 Ethel H Daye, O Havers	117	11	1	114	214	-	214	26
1251 Enchanted Gold, O Gwynne	117	10	2	91	814	-	53	23
1316 Ovidia H Oaks, H Gwynne	118	3	5	214	10214	-	33	42
1249 Ethel H Daye, O Havers	117	8	9	103	814	-	92	814
1249 Ethel H Daye, O Havers	107	9	8	103	4214	-	414	120 40
1318 Mary Moss, J Gwynne	112	7	3	81	714	-	914	714
1329 Ovidia, L Havers	129	4	7	81	714	-	714	35 40
1308 Ovidia, L Havers	117	2	10	814	81	-	714	97
1319 Ovidia, L Havers	129	1	8	714	81	-	101	101
1314 Ovidia, L Havers	115	8	11	11	11	-	11	11

Disqualified — Miss Havers, O Havers, O Havers, O Havers, O Havers.

Disqualified — Miss Havers, O Havers, O Havers, O Havers, O Havers.

Disqualified — Miss Havers, O Havers, O Havers, O Havers, O Havers.

Disqualified — Miss Havers, O Havers, O Havers, O Havers, O Havers.

Disqualified — Miss Havers, O Havers, O Havers, O Havers, O Havers.

Disqualified — Miss Havers, O Havers, O Havers, O Havers, O Havers.

Disqualified — Miss Havers, O Havers, O Havers, O Havers, O Havers.

Disqualified — Miss Havers, O Havers, O Havers, O Havers, O Havers.

Disqualified — Miss Havers, O Havers, O Havers, O Havers, O Havers.

Disqualified — Miss Havers, O Havers, O Havers, O Havers, O Havers.

Disqualified — Miss Havers, O Havers, O Havers, O Havers, O Havers.

Disqualified — Miss Havers, O Havers, O Havers, O Havers, O Havers.

Disqualified — Miss Havers, O Havers, O Havers, O Havers, O Havers.

Disqualified — Miss Havers, O Havers, O Havers, O Havers, O Havers.

Disqualified — Miss Havers, O Havers, O Havers, O Havers, O Havers.

Disqualified — Miss Havers, O Havers, O Havers, O Havers, O Havers.

Disqualified — Miss Havers, O Havers, O Havers, O Havers, O Havers.

Disqualified — Miss Havers, O Havers, O Havers, O Havers, O Havers.

Disqualified — Miss Havers, O Havers, O Havers, O Havers, O Havers.

Disqualified — Miss Havers, O Havers, O Havers, O Havers, O Havers.

Disqualified — Miss Havers, O Havers, O Havers, O Havers, O Havers.

Disqualified — Miss Havers, O Havers, O Havers, O Havers, O Havers.

Disqualified — Miss Havers, O Havers, O Havers, O Havers, O Havers.

Disqualified — Miss Havers, O Havers, O Havers, O Havers, O Havers.

Disqualified — Miss Havers, O Havers, O Havers, O Havers, O Havers.

Disqualified — Miss Havers, O Havers, O Havers, O Havers, O Havers.

Disqualified — Miss Havers, O Havers, O Havers, O Havers, O Havers.

Disqualified — Miss Havers, O Havers, O Havers, O Havers, O Havers.

Disqualified — Miss Havers, O Havers, O Havers, O Havers, O Havers.

Disqualified — Miss Havers, O Havers, O Havers, O Havers, O Havers.

Disqualified — Miss Havers, O Havers, O Havers, O Havers, O Havers.

Disqualified — Miss Havers, O Havers, O Havers, O Havers, O Havers.

Disqualified — Miss Havers, O Havers, O Havers, O Havers, O Havers.

Disqualified — Miss Havers, O Havers, O Havers, O Havers, O Havers.

Disqualified — Miss Havers, O Havers, O Havers, O Havers, O Havers.

Disqualified — Miss Havers, O Havers, O Havers, O Havers, O Havers.

Disqualified — Miss Havers, O Havers, O Havers, O Havers, O Havers.

Disqualified — Miss Havers, O Havers, O Havers, O Havers, O Havers.

2: Utter confusion: If both your mind and body telegraph a message that you do NOT understand what your readouts and/or BL/BL is telling you what two horses to bet in any position, pass. But if this happens very often, seek help from this office.

3: If you are NOT using the PACE LAUNCHER/SYNTHESIS WAGER CHART, STOP handicapping until you've filled out enough charts to give you positive evidence of where your winners are coming from in BL/BL's TOP FOUR.

4. Start by handicapping all races BEFORE THE FACT. Seal your selections in an envelope and CIRCLE the BL/BL category that produces ALL winners paying \$7 and up.

## SYNTHESIS POWER RANKINGS AND FRACTALS

#	PNCNAME	LdNT	SR	L		PRIM										SUPP										FRACT			ESP	SCBL
				S	T	E	L	C	T	H	F	F	LS	R	S	F	Σ	T	T	P	LS	R	E	L	N					
1	1 WASSIZ	1	80	2	4	2	4	4	4	3	3	24			3	3	3	3	4	4			17	3	4	4	4	SUS	7.0	
2	2 NORTH1		77	5	5	5	3	5	3	3	4	5	28	4	5	5	5	5	24	5	5	5	3	LAT	11.0					
3	3 WOLLA SCR		83	3	3	1	5	3	1	5	5	4	24	3	4	4	5	3	3	19	4	1	3	E/P						
4	5 PROUD3		86	1	1	3	2	1	1	2	2	0	12	0	1	1	1	1	5	1	2	2	2	LAT	7.0					
5	7 CAVEA3		85	4	2	4	1	2	3	1	1	2	13	2	2	2	2	2	10	2	3	1	1	LAT	8.0					

FRACTALS WEIGHTED: E=Early L=Late N=Normal

I realize that "passing races" is difficult for most. An obsession for betting Exactas and Trifectas in every race where they're available, is just that, an obsession. It is nothing more than gambling with no recorded evidence to justify such bets. Here is a very honest e-mail example of what I mean:

**Subject: wrong bets**

**Date: Wed, 1 Jul 1998 17:34:35 EDT**

**From: Sw. v2.**

**To: shane@discover.net**

Here's a typical example of how my life is going. Monmouth07/01 r9 The top 3 bl/bl horses are equal in corollaries. #5 is bl 8-5 actual 3-2: #4 is bl 5-2 actual 5-1: #2 is bl 7-2 actual 21-1. I bet \$30 win 4 and \$20 win2, and \$4 exacta 5 with 2 and 1 (counter energy). So the 4th rated bl/bl horse wins at actual 3-1 #2 runs second and the exacta pays \$150.20 The favorite 5 runs third so the tri pays \$407. I LOSE \$54. I hope the videos I ordered help with my LOUSY betting!

#2 runs second

#2 is bl 7-2 actual 21-1 ✓

My answer was: Read "The Power Of Place" in Follow Up #66. Also keep using the PLACE Wagering Chart, pg. 57. Follow Up #68.



VIC PALERMO, who is an excellent handicapper; something we cannot forget when trying to follow his wagering strategy, has a decision-making procedure that was in a recent Follow Up and thoroughly explained at last Fall's Las Vegas Seminar. It requires handicapping several tracks to be effectively profitable. Vic has at least 7 tracks and for him, it's profitable. He just purchased a new three-bedroom home. His method requires a great deal of patience, especially the one-horse-bet version. The Two Horse Bet version requires a little less patience but there will still be days when your betting opportunities are minimal.

PALERMO PLAN ONE: Bet only on an OVERLAY that appears in the TOP 2 BL/BL. If two overlays appear in the Top 2 BL/BL (rare) Bet both. Vic's minimum is 3-1. Mine is 5-2. It's a matter of personal ideology and NO ONE can force you to follow a set minimum, I can ONLY suggest.

PALERMO PLAN TWO: If the top 2 BL/BL produces both a win mutuel that satisfies your MINIMUM return standard, PLUS an overlay, BET BOTH. In each Plan, when a multiple wager is called for, make your multiple wagers properly proportional.

These plans work for VIC because he is such a good interpreter of pacelines that he gets more winners in his top TWO than MOST! Shane and I, along with Guy and Aline, focus on the TOP 3. The only way you can learn if either of these plans will work for you is to religiously fill out your twenty race PACE LAUNCHER/SYNTHESIS WAGERING CHARTS, including EVERY race, whether you bet it or not. Record the payoffs AND the BL/BL category from which the winner came. Never do as that client did in the e-mail he sent. Let a horse ranked #2 go off at 21-1 WITHOUT a back up bet, especially to PLACE. Some of those authors who wrote that Place Bets are not worthwhile, were just expounding some mathematical theory that is not justified by REALITY!

Most important CIRCLE ALL PAYOFFS THAT MEET YOUR MINIMUM REQUIREMENT and above and send them in. Here are some examples:

**WIN**

**PACE LAUNCHER ~ SYNTHESIS  
WAGERING DECISION CHART**

TANAKA

HOL

HOL

RACE	#1 BL/BL		#2 BL/BL		#3 BL/BL		#4 BL/BL		Best P.C.	Best S.C.
	SSS	BAI	SSS	BAI	SSS	BAI	SSS	BAI		
1	\$				11.20	9				
2	\$ 5.60	2							TT	SPR <sup>3</sup> E <sup>3</sup>
3	\$		11.00	2					CPR, CPR, CPR, FW, FX	SPR, E, TS TTP
4	\$		14.60	3					FW, FX	TS, TTP
5	\$				5.40	7			HE <sup>2</sup>	E <sup>2</sup>
6	\$				21.00	10			LPR, HE	SPR <sup>3</sup> E <sup>3</sup>
7	\$						9.20	9	TT	TS <sup>3</sup>
8	\$ 2.80	3							CPR, CPR, TT, FW, FX	SPR, TS, TTP
9	\$						10.20	9	LPR, HE	SPR <sup>4</sup> E <sup>4</sup>
10	\$		4.40	5					CPR <sup>2</sup> LPR <sup>2</sup> CPR <sup>2</sup> FW <sup>2</sup>	SPR <sup>2</sup> E <sup>2</sup>
11	\$				7.60	8			FW <sup>2</sup>	SPR <sup>3</sup> FX <sup>3</sup> E <sup>3</sup>
12	\$						23.60	6	LPR <sup>2</sup> CPR <sup>2</sup>	TS <sup>2</sup>
13	\$ 7.80	2							CPR, CPR, HE, FW, FX	SPR, E, TS TTP
14	\$ 6.20	3							FW	SPR, TS, TTP
15	\$		10.20	6					CPR <sup>2</sup> HE <sup>2</sup> FX <sup>2</sup>	SPR <sup>2</sup> FX, E, TS, TTP
16	\$						31.40	5	CPR <sup>2</sup> FX <sup>2</sup>	TS <sup>2</sup> TTP <sup>2</sup>
17	\$ 15.40	3							CPR, CPR, TT, FW	SPR, TS TTP
18	\$		27.00	5					TT HE	SPR, E, TS
19	\$		3.60	6					CPR <sup>2</sup> LPR <sup>2</sup> CPR <sup>2</sup> TT <sup>2</sup> HE <sup>2</sup>	SPR <sup>2</sup> E <sup>2</sup>
20	\$		7.00	8					CPR, TT	SPR <sup>2</sup> LS

**SUMMARY**

	#1 WINS	#2 WINS	#3 WINS	#4 WINS
AVE. \$	\$7.50	\$11.11	\$11.3	\$18.6
AVE. BAL.	2.6	5	8.5	7.25
	5 WIN	7 WIN	4 W	4 WIN
COMMENTS	17 11			

6/18-3

## WIN

PACE LAUNCHER ~ SYNTHESIS  
WAGERING DECISION CHART

TANAKA

STKTON

RACE	#1 BL/BL		#2 BL/BL		#3 BL/BL		#4 BL/BL		Best P.C.	Best S.C.
	SSS	BAL	SSS	BAL	SSS	BAL	SSS	BAL		
1	\$		14.60	3					FX	Σ
2	\$						13.60	6	FX	TPP <sup>2</sup>
3	\$ 5.60	2							LPR, CPR, HE, FW	SPR, Σ, TS TPP
4	\$ <del>7.20</del>		7.20	7					TT <sup>2</sup> , HE <sup>2</sup>	SPR <sup>2</sup> , Σ <sup>2</sup>
5	\$ 7.40	2							CPR, FX	SPR, Σ, TS TPP
6	\$		5.20	4					LPR, CPR, HE	Σ, TS, TPP
7	\$		8.80	5					EPR,	SPR <sup>2</sup> , Σ <sup>2</sup> TS <sup>2</sup> TPP
8	\$		10.00	7					EPR,	SPR <sup>2</sup> TS <sup>2</sup>
9	\$		13.4	8					LPR, TT, HE	SPR <sup>2</sup> Σ <sup>2</sup>
10	\$				4.20	4			EPR, FX	TS, TPP
11	\$				3.00	8			LPR, TT, HE	SPR <sup>3</sup> Σ <sup>3</sup> TS <sup>3</sup> TPP <sup>3</sup>
12	\$						6.20	9	TT	SPR <sup>4</sup> TS <sup>4</sup> TPP <sup>4</sup>
13	\$				9.00	2			EPR, FW, FX	TS, TPP
14	\$						4.20	3	LPR, HE, FX	Σ, TS, TPP
15	\$ 6.80	5							SPR <sup>2</sup> , CPR <sup>2</sup> , TT <sup>2</sup> , HE <sup>2</sup> , FW <sup>2</sup>	SPR
16	\$ 5.60	8	<del>5.60</del>	8					LPR <sup>2</sup> , HE <sup>2</sup> , FW <sup>2</sup>	SPR <sup>2</sup>
17	\$				8.60	5			EPR, CPR, FW	TS <sup>2</sup> TPP <sup>2</sup>
18	\$						46.00	8	FX <sup>3</sup>	TS <sup>4</sup> TPP <sup>4</sup>
19	\$				13.40	7			TT	SPR <sup>3</sup>
20	\$ 4.00	4							FX <sup>2</sup>	SPN

## SUMMARY

	#1 WINS	#2 WINS	#3 WINS	#4 WINS
AVE. \$	5.88	9.87	6.64	17.5
AVE. BAL.	4.2	5.7	5.2	5.75
	5 WIN	6 WIN	5 WIN	4 WIN
COMMENTS	11 11 10			

FAIRMONT PARK

WIN

KEN MORRISON

5-7-98 Y

5-12-98

PACE LAUNCHER - SYNTHESIS

WAGERING DECISION CHART

FACE LAUNCHER - 4

IL

RACE	#1 BL/BL		#2 BL/BL		#3 BL/BL		#4 BL/BL		Best P.C.	Best S.C.
	SSS	BAL	SSS	BAL	SSS	BAL	SSS	BAL		
5-7 1	\$	No BET	FAV	5.40	6				S.P.N (3)	F.X. (2)
2	\$	LEFT OUT	WINNER	HAD NO FORM LAST THREE LINES						
3	\$	LEFT OUT	WINNER	PAID 44.50 NO REASON TO PUT IN						
4	\$		(30.60)	7					S.P.N (3)	F.W. (3)
5	\$	LEFT OUT	WINNER	ROUTER/O.P. CAME TO SPRINT						
6	\$	(7.00)	4						Comp (1)	T.E. (1)
7	\$	LEFT OUT	WINNER	SHIPPER/HAW. CAME UP #6					SAN + H/D	FAV 5.40
8	\$	640	4						Comp (1)	F.W. (1)
5-12 9	\$		(13.00)	4					Comp (1)	FX (1)
10	\$		(7.00)	3					Comp (1)	FX (2)
11	\$	(10.40)	2						Comp (1)	FX (1)
12	\$		No BET	FAV			5.60	6	Comp (1)	P.G. (2)
13	\$		No BET	FAV	5.80	6			S.P.N (3)	L.P.R. (3)
14	\$				6.80	8			S.P.N (2)	P.G. (3)
15	\$	FAV	No BET	6.50	NAS #5	BL-BL				
16	\$	(32.80)	2						Comp (1)	FW (1)
17	\$		(10.60)	6					S.P.N (2)	FW (2)
18	\$		No BET	FAV	4.60	3			Comp (3)	P.C. (3)
19	\$		No BET	FAV			6.00	6	P.G. (3)	FW (2)
20	\$	(12.20)	5						S.P.N (1)	FW (1)

SUMMARY	#1 WINS		#2 WINS		#3 WINS		#4 WINS	
	5		4		4		2	
	AVE. \$ 15.56		15.30		5.65		5.80	
	AVE. BAL 3.4		5		5.25		6	

Comments: #1 & #2 BL-BL REAL STRONG  
GOOD MUTUALS FOR MINOR TRACK

O.P. - 98 PL-4 **WIN** REN MORRISON from ILLINOIS  
-98 **PACE LAUNCHER ~ SYNTHESIS** THRU -3-12-98  
**WAGERING DECISION CHART** (ADJ)

RACE	#1 BL/BL		#2 BL/BL		#3 BL/BL		#4 BL/BL		Best P.C.	Best S.C.
	SSS	BAL	SSS	BAL	SSS	BAL	SSS	BAL		
1	\$						(9.80)	8	Comp	EEP
2	\$		4.20	4	No VALUE	5	PASS		Comp	#2 EEP
3	\$				4.00	5	No VALUE	PASS	EEP #1	SPN #2
4	\$				(9.80)	6			SPN #3	EEP #3
5	\$		(8.60)	4					EEP #1	SPN #2
6	\$				(13.40)	5			SPN #3	EEP #2
7	(21.00)	2							SPN #1	EEP #1
8	\$		(11.20)	2					Comp #2	EEP #1
9	\$		(11.40)	8					EEP #2	SPN #3
10	(13.80)	3							#2 SPN	P.G.
11	\$				3.80	7	No VALUE	PASS	#3 SPN	P.C.
12	(6.60)	4							Comp	#1 EEP
13	\$		4.60	4	No VALUE	PASS			#2 SPN	P.G.
14	\$				4.60	6	No VALUE	PASS	#3 SPN	#3 EEP
15	\$						(9.40)	4	#3 SPN	P.C.
16	\$						(14.00)	6	#2 EEP	GRAPH
17	(6.60)	2							Comp	P.G.
18	\$				(11.00)	6			Comp	EEP
19	\$						(13.20)	6	Comp	#2 EEP
20	\$						(7.80)	6	Comp	#1 EEP

SUMMARY

#1 WINS	#2 WINS	#3 WINS	#4 WINS
4	5	6	5
AVE. \$ 12.00	8.00	7.50	11.00
AVE. BAL. 3	5.5	6	5

Comments: NOTE - ONLY 2 8 BAL THIS PAGEHIGHER BAL DOESN'T SEEM PLAYABLE ATOAKLAWN - I . . . . . KM. RECEIVED IT

## WIN

PACE LAUNCHER ~ SYNTHESIS  
WAGERING DECISION CHART

GARY GILBERT

RACE	#1 BL/BL		#2 BL/BL		#3 BL/BL		#4 BL/BL		Best P.C.	Best S.C.
	\$\$\$	BAI	\$\$\$	BAI	\$\$\$	BAI	\$\$\$	BAI		
1	\$						460	7	EPR	L/E Graph + Fract.
2	\$ 7.60	4							SPN	Fract.
3	\$ 10.20	5							SPN	Ent.
4	\$				\$ 9.60	7			LPR	Fract. 3
5	\$		6.20	3					Comp.	Fract.
6	\$		winner was first time starter							
7	\$		4.40	3					Comp.	FX
8	\$		\$ 23.60	6					Comp.	Ent.
9	\$						\$ 7.80	8	#2 EPR	L/E Graph
10	\$		Ranking of 5th on B/L - 1st 8th							LPR Fract. 3
11	\$									
12	\$				3.00	3			#2 Chaos	L/E Graph
13	\$				4.40	2			Comp	TRP
14	\$				5.40	8			#2 EPR	L/E Graph
15	\$		3.00	3					Chaos	TRP
16	\$						\$ 45.80	9	FX	L/E Graph
17	\$				\$ 12.60	3			Chaos	Vect. "
18	\$						\$ 14.40	8	FX	L/E Graph
19	\$				5.80	6			FX	Vect. "
20	\$ 6.20	2							Comp	Vect. "

## SUMMARY

	#1 WINS	#2 WINS	#3 WINS	#4 WINS
Ave. \$	8.00	9.30	7.46	18.15
Ave. BAL.	3.6	3.75	4.83	8

## COMMENTS

I have had to rework a lot of these races. Many were single digit betting lines I am getting better but am still giving back more than I should.

## THE PALERMO PLAN(S) IN ACTION

Here's an example from my own wagering on Saturday, June 27. It is applicable to both Palermo scenarios. The race is also tailor-made for those who properly wager on Exactas and/or Trifectas, betting enough on the WINNER to recover any possible exotic loss.

HOL0627 2 5.5 D MC 3+ F \$17,000 CP=\$32,000 PR=76												
BOTTOM LINE -- BETTING LINE												
(##)	PN	CNAME	Ld	SR	PR	BAL	LS	ODDS	TRKDIST	M/L	DAYS	AGE
( 3 )	5	GREND2		78	73	3	22.9	EVEN	HOL 6.0D	15/1	28	3-W
( 5 )	11	ENCHA1		77	76	5	20.5	9-5	HOL 6.0D	7/2	28	3-S
( 6 )	12	ETHEL1		76	79	5	18.3	5-2	HOL 6.0D	5/2	30	3-P
( 2 )	4	BEANS3		74	76	7	16.5	3-1	HOL 6.0D	20/1	15	5
( 4 )	7	MOO M1		74	76	9	11.3	5-1	HOL 6.0D	6/1	19	3
( 1 )	3	CURVE2		72	79	9	7.5	8-1	HOL 6.0D	9/2	19	3

## SYNTHESIS POWER RANKINGS AND FRACTALS

*****															PRIM										SUPP										
				B	L	T	PRIM				SUPP				FRACT								E	L	C	T	H	F	F	S	F	E	T	T	
				A	S	O	-----				-----				-----								P	P	P	T	E	W	X	P	X				
##	PNCNAME	LdNT	SR	L	P	T	LS	R	LS	R	E	L	N	ESP	SCBL	R	R	R	R	R	R	R	R	R	R	R	R	R	R	R	R	R			
1	3	CURVE2	72	9	6	5	33	6	28	6	5	6	6	EAR	1.0	1	6	6	3	6	5	6	6	6	6	6	6	6	6	5	5	5			
2	4	BEANS3	74	7	4	4	24	4	20	4	4	4	5	EAR		2	5	4	2	4	3	4	4	4	4	4	4	4	4	4	4	4			
3	5	GREND2	78	3	3	1	14	1	8	1	2	1	2	EAR	1.0	3	3	1	1	2	1	3	1	3	2	1	1	1	1	1	1	1			
4	7	MOO M1	74	9	2	6	30	5	27	5	6	5	4	E/P	5.0	5	2	5	4	3	6	5	5	5	5	5	5	6	6	6	6	6			
5	11	ENCHA1	1 77	5	1	3	17	2	10	2	3	2	1	E/P	4.0	4	1	2	3	1	4	2	2	2	2	1	3	2							
6	12	ETHEL1	76	5	5	2	20	3	12	3	1	3	3	EAR	1.0	1	4	3	4	5	2	1	3	1	3	2	3								

FRACTALS WEIGHTED: E=Early L=Late N=Normal

**1429**—SECOND RACE, 5½ Furlongs, Purse \$17,000, Maiden Claiming.  
Fillies and mares, 3-year-olds and up, bred in California. Claiming price \$32,000-28,000.

Index	Horse and Jockey	Wt.	PP	ST	¼	½	¾	Str.	Fin.	To \$1
1249	Grenda, V Espinoza	117	5	4	3 <sup>1</sup>	3 <sup>2</sup>	-	1 <sup>hd</sup>	1½	9.90
1236	Ethel N Dave, G Stevens	117	11	1	1½	2½	-	2½	26	1.20
1254	Enchanted Gold, G Gomez	117	10	2	6 <sup>1</sup>	5½	-	5 <sup>3</sup>	33	6.50
1314	Curves 'N Curis, W Dieguez	110	3	5	2½	1 <sup>hd</sup>	-	3 <sup>3</sup>	42	3.80
	Habitony Rose, G Almeida	117	8	9	ghd	102½	-	ghd	5 <sup>no</sup>	69.70
1249	Princess Make, D Brown	107	9	6	10 <sup>3</sup>	ghd	-	9 <sup>2</sup>	6½	126.40
1316	Mojo Moon, J Gonzalez	112	7	3	4½	42½	-	4 <sup>hd</sup>	7½	11.00
1338	Beans, L Pincay Jr	120	4	7	8 <sup>1</sup>	7 <sup>hd</sup>	-	ghd	ghd	35.40
7100	Pretty Lily, M Pedrosa	117	2	10	5½	6½	-	7½	9 <sup>7</sup>	8.00
9314	Flying Rory, C Black	120	1	8	7½	8 <sup>1</sup>	-	10 <sup>1</sup>	10 <sup>1</sup>	52.20
1338	Pass The Gold, C Parkinson	115	6	11	11	11	-	11	11	115.70

...Scratched — Maul Bopper, Our Miss Molly, Summingsup, Swingingabe, Valdester.

8—GRENDA ..... 21.80 7.80 5.40

12—ETHEL N DAVE ..... 3.80 2.80

11—ENCHANTED GOLD ..... 3.60

QRT: 1:05 Time: 21.4 45.3 58 1:04 3/5, Track: Clear & Fast. Winner-gr. 1.3 Uprising-Sasha's 1 Jol Tr-Henry Moreno Own-Alice Heffernan Revocable Trust. Mutuel Pool \$304,574.10. Double Pool \$120,295. Exacta Pool \$226,243. Quinella Pool \$28,563. Trifecta Pool \$256,480.

\$2 EXACTA (5-12) PAID \$87.40 ✓  
\$2 QUINELLA (5-12) PAID \$25.20 ✓  
\$2 DOUBLE (5/5) PAID \$52.80 ✓  
\$1 TRIFECTA (5-12-11) PAID \$133.00 ✓

SUMMARY: Make propitious use of both your Win & Place Pace Launcher/Synthesis Wagering chart. Back up long shots at least to Place. Cut out exotics until you have a proficient record on these charts. Most times you'll make more putting that Exacta money on Win and, when appropriate, Place. Follow directions with some semblance of sense. They're not absolute rules.

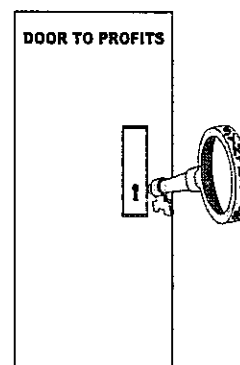
# SYNTHESIS

**THE ULTRA - ADVANCED SOLUTION** SYNTHESIS—so named because it synthesizes ALL viable corollaries from every viable Sartin readout since 1975: Total speed, Entropy, Quad-Rater, Total Pace Potential, Incremental Match Up Compugraph and more. Many other features have been added or revised and honed into finite chaos formula ratings, adding extra corollaries for more secure wagering decisions with SYNTHESIS.

**\$679** *Full price or upgrade from Pace Launcher:*

From PL4 purchased after August 1997	<b>\$229</b>
From PL4 upgraded from PL3 after August 1997	<b>\$329</b>
From PL4 purchased <i>prior to</i> August 1997	<b>\$379</b>
From PL3	<b>\$429</b>

CA residents add 7.75% tax



## Sartin Methodology TODAY & TrackMaster...

**TrackMaster**, a leader in the electronic horse racing industry, has extended its special offer for Sartin Methodologists using **Pace Launcher 3, Pace Launcher 4 or SYNTHESIS through June 1, 1998\***. Utilizing **TrackMaster** data saves you considerable time and money over whatever data source or manual entry you currently use. TrackMaster programs contain the official program numbers, morning line odds, and other data not found anywhere else... and give you a printout that looks just like the Form. Never again do you need to buy a Form or Track Program! TrackMaster gives you superior pricing, customer service (11 hours a day, 7 days a week) *and superior data!*

- TrackMaster Past Performances (TM/PP) - \$1.00 per racecard with no minimums or sign up fee. The TM/PP program for Windows is FREE and can be downloaded from our Internet site ([www.axcis.com](http://www.axcis.com)). Racecards are available from the Internet or through a self-contained dialer in our program.
- TrackMaster Plus (TM/PLUS) - Features almost every piece of handicapping information that someone could want. Racecards are available through a built-in dialer and 800 number directly to our computer, with NO CONNECTION CHARGES. Examine the program and demo racecard: [www.axcis.com](http://www.axcis.com)

So get ON LINE with TrackMaster...and take advantage of this special offer through June 1, 1998. See Follow Up 67 or call **TrackMaster** at 800-334-3800 for pricing details.

If you are using Pace Launcher 3, 4 or SYNTHESIS, and would like to use TrackMaster, you can order the TrackMaster version for these programs allowing you to download directly into your program via TrackMaster all the vital racing data you need. TrackMaster was kind enough to extend their offer, so we'll extend ours...

**\$100.00**  
**for our TrackMaster compatible version of**  
**PL3, PL4 or SYNTHESIS**

No need to turn in your existing program - keep it should you want to utilize manual input.

\* TrackMaster requires Windows 3.1 or Windows 95 and a 14.4 or better modem.



# **anatomy of a PROBLEM BET**

**GARY GILBERT**

Last issue we published a textbook race from Gary Gilbert. He had the winner, place and show horses 1-2-3. The winner and show horse were near favorites but the place horse went off at 19.6 to 1 and paid \$12.80 to place. \$4.60 to show.

The Exacta paid \$116.20, Trifecta \$149.20.

Gary is back with us this issue with a lament. He writes:

"I did it again! At least I had the Trifecta in my top 4. I played\* this race through another person because I had to work. Had I gone to the track for the day I definitely would have made money. As it was I only put \$4 across the board on Eddie\*\* at 6.3 to one. Got back \$25.60 for \$12. Profit \$13.60.

I left MOUNT (winner) out of the Trifecta (and his bets) because PINCAY'S \*\*\* horse was dropping from MSW to \$32,000 claiming, had trouble last out\*\*\*\* and had sharp last workout\*\*\*\*\* (so maybe he bet it too. It finished next to last).

I guess I'm still looking for the wrong things."

**DOC COMMENTS:** I agree. You're **still** thinking like a horse-PLAYER which you promised you'd stop. Look at the asterisks. \* You use the term "PLAYED." That's taboo. But in fact you did "PLAY" this race. \*\* You name only ONE horse as being your bet. This is a two horse method. \*\*\* You name the JOCKEY, Pincay, instead of the horse. Means you're still subconsciously rating horses by their jockey. Since you didn't include the horse in your readouts, why bring it up?

My prescription for Exacta wagers: Box top 3. For Trifecta, Box top 4. Years of testing proves this is the only way the vast majority of clients seem to be able to profit from these exotics: other experts and their published theories notwithstanding.

Now let's look at the race where you entered lots of horses, narrowed the contenders down to just FOUR and did a GREAT job of handicapping, even though you didn't follow through on my wagering prescription about overlays ranking 4th on BL. Most important, the winner, as YOU noted, finished up CLOSE in a TANDEM race!!

The operation was a success but except for your 13.60 profit, the patient almost died.

EDIT EQUALIZED LINES

HOL 7-8-98 8 6.5 D

#	NAME	L	DIST	S	1stC	2ndC	3rdC	FnlC	BL1	BL2	BLS	BLF	SR	TV	ADJ	N	T
1	fear	1	6.5	D	22.2	45.3	111.2	117.4	0.10	0.00	0.50	4.00	73	15	-0.5	3	1
2	krut	1	6.5	D	22.3	45.4	110.2	116.3	0.00	0.00	0.10	1.00	82	14	-1.0	3	
3	krut	2	6.5	D	22.0	45.0	109.4	115.4	0.00	0.00	0.00	3.75	83	13	-1.5	3	
4	krut	3	6.5	D	22.1	44.4	109.4	116.2	0.50	1.00	1.50	1.25	83	17	0.0	3	
5	cath	3	6.5	D	22.0	45.1	109.4	116.2	0.50	2.00	2.00	2.25	82	11	-1.5	3	
6	jhugi	1	6.5	D	22.2	45.3	110.3	118.0	1.50	2.00	2.50	1.00	75	15	-0.5	3	②
7	mount	1	6.5	D	22.2	45.3	110.3	118.0	0.50	0.00	0.10	1.50	74	15	0.5	3	②
8	tirre	1	6.5	D	22.2	45.3	111.2	117.4	0.00	2.50	6.00	7.50	69	15	-0.5	3	1
9	eddix	4	6.5	D	22.1	45.2	112.0	118.0	4.75	4.75	0.75	0.75	75	20	4.0	3	
10	sum	1	6.5	D	22.2	45.3	110.3	118.0	5.00	4.75	4.75	0.75	75	15	-0.5	3	②
11	nips	1	6.5	D	22.1	45.4	110.3	117.2	3.25	5.50	5.75	7.25	72	16	0.0	3	

ENERGY GENERATOR -- ATM

HOL 7-8-98 8 6.5 D

#	NAME	L	N	T	Total R	HE R	FX R	%Med	E/EP R	L/EP R	TPP R	BAL	ESP
1	fear	1	3	1	166.23-A	55.77-9	91.91-9	69.59	78.61-7	75.69-A	69.62-A	17	EAR
2	krut	1	3		168.27-5	58.86-3	92.98-3	68.34	78.87-5	77.20-2	70.60-4	7	PRE
3	krut	2	3		169.68-2	58.08-4	93.49-1	68.91	79.53-2	77.29-1	70.90-2	3	E/P
4	krut	3	3		169.86-1	58.89-2	92.98-3	69.28	79.72-1	77.10-3	70.93-1	4	EAR
5	cath	3	3		168.73-3	57.75-5	93.38-2	68.80	79.18-4	77.04-4	70.62-3	8	E/P
6	jhugi	1	3	2	166.34-8	56.87-6	92.02-7	69.33	78.56-8	75.89-8	69.75-8	16	EAR
7	mount	1	3	2	166.73-6	56.71-7	92.04-6	69.56	78.76-6	75.87-9	69.84-6	15	EAR
8	tirre	1	3	1	165.65-B	54.60-A	91.84-A	69.57	78.41-A	75.50-B	69.34-B	21	EAR
9	eddix	4	3		168.46-4	59.15-1	92.65-4	69.29	79.25-3	76.63-5	70.45-5	8	EAR
0	sum	1	3	2	166.30-9	58.08-4	91.94-8	69.04	78.45-9	76.07-7	69.78-7	16	E/P
1	nips	1	3		166.36-7	56.22-8	92.62-5	68.78	78.38-B	76.27-6	69.71-9	17	E/P

HI/LO Difference = 4.21 Average = 167.51

SYNTHESIS Composite -- ATM

HOL 7-8-98 8 6.5 D

#	NAME	L	N	T	SR	EPR	LPR	CPR	TT	HE	FW	FX	LS	RANK	FX	E	TS	TPP R
1	fear	1	3	1	73	4	9	9	6	9	6	9	52	9	9	9	9	69.62-A
2	krut	1	3		82	7	1	3	7	2	3	3	26	4	3	2	3	70.60-4
3	krut	2	3		83	2	5	2	4	4	2	1	20	2	1	3	2	70.90-2
4	krut	3	3		83	1	5	1	2	2	1	3	15	1	3	1	1	70.93-1
5	cath	3	3		82	5	2	4	9	5	3	2	30	5	2	5	4	70.62-3
6	jhugi	1	3	2	75	8	7	8	8	6	6	7	50	8	7	10	8	69.75-8
7	mount	1	3	2	74	3	8	6	3	7	5	6	38	6	6	7	6	69.84-6
8	tirre	1	3	1	69	9	10	11	10	10	8	10	68	B	10	11	11	69.34-B
9	eddix	4	3		75	6	3	5	1	1	4	4	24	3	4	4	5	70.45-5
0	sum	1	3	2	75	10	4	7	5	3	7	8	44	7	8	6	7	69.78-7
1	nips	1	3		72	11	6	10	11	8	9	5	60	A	5	8	10	69.71-9

ENERGY GENERATOR -- ATM

HOL 7-8-98 8 6.5 D

#	NAME	L	N	T	Total R	HE R	FX R	%Med	E/EP R	L/EP R	TPP R	BAL	ESP
1	krut	2	3		169.68-1	55.77-4	93.49-1	68.91	79.53-1	77.29-1	70.90-1	2	E/P
2	cath	3	3		168.73-2	58.86-2	93.38-2	68.80	79.18-3	77.04-2	70.62-2	5	E/P
3	mount	1	3	2	166.73-4	58.08-3	92.04-4	69.56	78.76-4	75.87-4	69.84-4	8	EAR
4	eddix	4	3		168.46-3	58.89-1	92.65-3	69.29	79.25-2	76.63-3	70.45-3	5	EAR

HI/LO Difference = 2.95 Average = 168.4

Early/Late Energy Potential Graph -- ATM

HOL 7-8-98 8 6.5 D

B NAME	L	N	EARLY R	LATE R	TOTAL R	BAL
1 krut	2	3	77.33	1	77.33	1
2 cath	3	3	77.18	3	77.01	3
3 mount	1	3	79.75	4	79.87	4
4 eddix	4	3	77.27	2	76.63	2

BAL COLUMN: LOW = BEST

Late/Early Difference Graph -- ATM

HOL 7-8-98 8 6.5 D

B NAME	L	N	DEF	LATE	EARLY	TOTAL R
1 krut	2	3	5.3			167.68- 1
2 cath	3	3	4.8			168.73- 2
3 mount	1	3	12.6			166.73- 4
4 eddix	4	3	5.4			168.46- 3

CHAOS POWER RANKINGS AND FRACTALS -- ATM

HOL 7-8-98 8 6.5 D

					RANKS							COMP		FRACTALS			
#	NAME	L	N	T	SR	LS/P	SPN	FX	Σ	T/S	TPP	LS	RANK	E	L	N	BAL
1	krut	2	3		83	4	1	1	1	1	1	12	1	1	1	1	2
2	cath	3	3		82	3	3	2	2	2	2	17	2	2	2	2	5
3	mount	1	3	2	74	2	4	4	4	4	4	24	3	4	4	4	8
4	eddix	4	3		75	1	2	3	3	3	3	17	2	3	3	3	5

FRACTALS WEIGHTED: E=Early L=Late N=Normal

BOTTOM LINE -- BETTING LINE

HOL 7-8-98 8 6.5 D

WIN ODDS ONLY

ATM

	BOTTOM LINE	BETTING LINE	ODDS	BAL
1 krut	19.9		2-1	2
2 eddix	18.3		5-2	5
3 cath	18.0		5-2	5
4 mount	14.5		7-2	5

**1499**—EIGHTH RACE. 6% Furlongs. Purse \$17,000. Maiden Claiming. 3-year-olds and up. Claiming price \$32,000-28,000.

Index	Horse and Jockey	WL	TP	ST	W	H	%	Str.	Fin.	To \$1
1398	Mountain Chase, A Sells	115	8	3	41	31%	-	13	12	14.10
1349	Eddie From Alhambra, M Garcia	115	8	8	8	72	-	41	2 1/4	8.30
	Cathedral Storm, G Stevens	117	4	7	81	8 1/2	-	52	3 1/4	11.10
1389	Jughead Daw, F Valenzuela	117	5	2	5 1/2	5 1/2	-	21	4 1/2	9.90
1394	Threno, V Espinoza	120	7	5	71	9	-	9	6 1/4	15.10
1345	Nips Master, E Demasene	120	9	1	3 1/2	41	-	8 1/2	8 1/4	65.70
1328	Krut, P Atkinson	122	1	8	1 1/2	1 1/2	-	3 1/2	71	.70
1402	Jorshawn, L Pinney Jr	122	2	9	6 1/2	8 1/2	-	8 1/2	8 1/2	7.60
1308	Hemi T Hemi, M Pedrosa	117	3	4	21	2 1/2	-	7 1/2	9	39.00

Scratched — Fearless So N So, Inherit The Throne, Summer Tart.

7—MOUNTAIN CHASE.....30.20 12.80 9.40

9—EDDIE FROM ALHAMBRA.....7.80 8.20

8—CATHEDRAL STORM.....7.80

Off: 4:43 Time: :22:45.1 1:10 4/5, 1:17 2/5, Track: Clear & Fast. Winner-b.q.3 Mountain Cat-Winter Fun Tr-Ian PO Jory Own-Cannon Nevada. Mutuel Pool \$334,704.10. Double Pool \$92,361. Exacta Pool \$222,832. Trifecta Pool \$215,264. Quinella Pool \$25,887. Superfecta Pool \$118,279. Pick Three Pool \$87,359.

\$2 EXACTA (7-9) PAID \$237.80

\$1 SUPERFECTA (7-9-5-8) PAID \$4,104.70

\$2 DOUBLE (3/7) PAID \$300.40

\$1 PICK THREE (3/3/7) PAID \$778.30

\$1 TRIFECTA (7-9-8) PAID \$737.40

\$2 QUINELLA (7-9) PAID \$87.80

