

The FOLLOW UP

with Howard G. Sartin, Ph.D.

ISSUE #69



CLIENT SUCCESS ISSUE

Publisher's Desk	1
On Line with Shane	5
Mel Shrawder Reports...	8
Terry Powledge Answers	12
Psychology of Winning	15
Book Review	19
Something to Do Between Movies - Peter Tolan	24
Vox Populi	26
Metric Equivalents	30
Report Cards	31
Client Response	38

The FOLLOW UP is published six (6) times a year by O. Henry House, Inc. in conjunction with the Inland Empire Institute. Subscription price is \$72 per year third class mail and \$87 per year first class & Canadian mail, other foreign subscribers: \$100/year. Back issues are available for \$12.50 each. California residents add 7.75% sales tax. If you have any problem with your subscription or have a change of address, please contact O. Henry House at the address below. All information in this publication is for informational purposes only.

The FOLLOW UP

**O. HENRY HOUSE, INC.
1390 E. 6TH STREET, STE 5
BEAUMONT, CA 92223**

909-845-5907

between 1 and 3 PM Pacific time

Please send all correspondence to this address. This includes submission of material for publication consideration, letters, opinions, comments - whatever.

Thank you,
O. HENRY HOUSE, INC.

STATEMENT OF POLICY

The Sartin Methodology is based in Psychotherapy and its goals are NOT directed toward fostering the illusions or delusions of gamblers seeking magic solutions for picking winners. We are primarily a healing arts organization dedicated to providing an alternative solution to mainstream psychiatry's prescription of total abstinence for non-winning handicappers. Our slogan is - and always has been -


"THE CURE FOR LOSING IS WINNING"

O. HENRY HOUSE, INC.
PIRGO
THE SARTIN
METHODOLOGY
1390 E. 6TH STREET #5
BEAUMONT, CA 92223



© 1998 O. HENRY HOUSE, INC.

All right reserved. No part of this work may be reproduced or transmitted in any form or by any means, electronic or mechanical, including photocopying and recording, or by any information storage or retrieval system, except as may be expressly permitted by the 1976 Copyright Act or in writing from the publisher. Past Performance and Results charts copyrighted by Daily Racing Form, Inc.



Except for our regular columns and reviewing a couple of important new books, this issue is dedicated to client reports, races and comments.

This pleases me immensely since **no method** is any better than the ability of those using it to win and profit from its use.

Some recent e-mail has fortified my convictions about why some clients fail to win as prescribed. They insist on arguing over the pacelines they see used in Follow Up articles that get the win and in-the-money horses. By implication this means they would have chosen losing pacelines and subsequently lost those races. If you're one of them, let me tell you exactly what you're doing:

You're looking at everything that's "bad" about a horse instead of what is good. You're focusing on the NEGATIVE, especially the negative qualities of a given contender. You are HANDICAPPING the horse itself, **not** the race in which it is running. You are failing to note the overall level of quality of the race and its contenders.

You are forgetting that so-called "dogs" win races against other "dogs." While there might be one or two obvious standouts in such a race, you're failing to consider the fact that at many levels horses never repeat a peak performance.

You are forgetting much of what has appeared in the Follow Up. You're attempting to be a classical handicapper, visually appraising a race before discovering the unique nuances offered by the computer programs from Today's Methodology.

You're set in your old ways. You lack flexibility!

There will be more of that kind of second-guessing as a result of this issue. We'll be showing a lot of past performance charts sent by the clients who actually won the races. You will be saying in effect, "I'd rather lose than defy mainstream contender rules."

Just remember the immortal words of winner Sam Wada:

You rarely get a high mutuel when the horse looks good in the DRF. I've seen so many "poor form" or "low class" horses win when the only thing in their favor was the "correct" L/E D at the time, that I refuse to let one go off at good odds without some money on them. Your friend Mark Cramer would probably make a small fortune with this one readout.

SAM WADA



The phrase I personally often hear at the off-site centers where I wager is, "I wouldn't bet that horse with YOUR money." This after I've shown the winning ticket. I get a list of reasons like layoff, going up in class, dropping suspiciously, coming from an allegedly lesser track, and a lot of other mainstream claptrap that they claim was learned at our seminars but taught by some teacher other than myself. Apparently what those teachers taught was sufficiently NON-revolutionary as to not upset the listener's personal status quo. Most of these people do well with favorites and near-favorites, however.

On the positive side, we get far more great Vox Populi missives than we do negative assertions like the ones referred to above.

TWO excellent new books arrived in the April mail. Mike Helm's *Sire Rating - 1998-1999*. Mike likes the phrase that places **breeding** as Handicapping's Newest Frontier. It's actually the oldest: at least 400 years old. I've been criticized for not including breeding, per se, as a school of handicapping. I once tried it by itself in Turf races, betting exclusively on the offspring of Danzig and Nijinski, II. I lost 17 in a row. That wasn't Helm's fault. Helm's new handbook could be a lot of help to us in determining whether or not the progeny of certain sires can stretch out from sprint to route and what sires produced the best Turf and stamina horses for longer distances, among other things.

I'll review it in more detail later.

Most impressive is Mark Cramer's new opus called *Value Handicapping*. It's the first and only book on value that we can actually utilize with our own material. It places more emphasis on the philosophy of finding overlays than on any one specific technique.

Nothing about value preceding this book can hold a candle to it. **NOTHING!**

In it Mark suggests that I am now one of "The Value Boys." I love being associated with Cramer, but the *other* Value Boy company I might have to associate with is what keeps me from ever actually going to the track itself. I stick to the off-site wagering centers.

Meanwhile, here's a direct quote from a letter to me from Mark Cramer. It sets him apart from the others quite uniquely.

"Shame on you for suspecting that I have something against betting on more than one horse in a race. The whole fundamental money management method in *The Odds on Your Side*, is that all overlays at least 50% higher than a personal odds line (BL/BL in our case) in a given race SHOULD BE BET! I promote MULTIPLE WIN BETS!"

Just received a disturbing e-mail from a person who still doesn't get it! After many articles on the subject of PROFILE/MODELING, he wants SYNTHESIS to include a database that MAKES a model. The PRIMARY and SUPPLEMENTAL readouts and BL/BL for EACH INDIVIDUAL RACE are THE MODEL. How can anyone who reads the Follow Up and its myriad of Long Shot winners think otherwise? Apparently this person is still obsessed with preponderance of evidence concept we discarded long ago.

Mark Cramer personally financed a study of Synthesis, focusing on BL/BL. He thinks that BL/BL alone is sufficient to make a fantastic profit. I don't quite agree with that for most people because they lack his amazing skill, insights, intuition and, most of all, fortitude in being able to lose a longer string of races while waiting for a big overlay than any one I know.

Unfortunately, my experience with many clients is: If they lose three overlay bets in a row, they revert to top-two-itis.

Mark is writing an article about the project in the next C&O report. I'll not try to scoop him by dwelling any more on it here. Needless to say, Project ONE has been completed. Here are Mark's instructions for Project #2, currently in progress.

Dear Howard,

I'm sending you my analysis of the BL/BL printouts and results charts. I hope this analysis (final three pages of an 11-page article) will be of use to you. I won't burden you with the rest, but needless to say, it speaks highly of you and the BL/BL. Glad to see you're now one of the "value boys."

I am aware that your corollaries involve subtle handicapping nuances and are valid tools. However, I also believe that the BL/BL can be used MECHANICALLY.

(1) First, I would only consider the top three BL/BL choices, the rare exception being when the fourth choice has an equal rating as the third.

(2) I would bet all horses that have toteboard odds 100 percent or more above their BL/BL odds. I'd take a horse rated even on BL/BL if he was going off at at least 2-1. I'd take a 2-1 BL horse if he's going off at 4-1 or up. For uneven numbers like 8-5, I'd double the odds in my mind (16-5) which means above 3-1, so I'd require 7-2.

Here's what I'd be interested in doing for a sequel article for C&O #11 IF you have the person to do it.

I'd like to give him/her/them \$100 of my money and do the same 50-bet experiment, telling them to follow the rules as if they were McDonalds employees.

(1) Consider ONLY the top three BL/BL horses;

(2) Bet \$2 win on the horse or horses that are going off at AT LEAST DOUBLE THEIR BL/BL ODDS. This could be anywhere from one to three win bets per race. Bet between 4 and 3 minutes before post time.

(3) Don't worry if odds change at the last minute to slightly below the required odds.

Howard, I'm not interested in making a personal investment or in making money. I only know that research with real money in a real-betting situation has greater validity.

If I were to win, you could return my \$100 and send the profits to my favorite charity: Maryknoll Brothers in Ossining, New York. (They are religious Catholic missionaries who risk their lives in difficult countries doing non-religious projects than enfranchise people. What would the Maryknolls think if a donation came from horse racing?)

If I lost, you could send me my balance.

If you have the person who can do this, fax me

and I'll send you the money. If there is no such person among your legions, no problem. The help you've already given me is very much appreciated, and I hope the well-deserved publicity brings some good people to you.

The BL/BL is intellectually exciting to me, and this second phase of research could be useful not only to my readers but to your clients as well.

Thanks again!

Cheers, Mark

*It may be mechanical to Mark, but for us, the Corollaries count just as much as BL/BL, especially the Final Rankings of both the PRIME & SECONDARY Corollaries. A lot of clients, among them Dean Millward, once tried using BL/BL only, thinking it was all they needed. Granted, they made SOME money, but after I bulldozed them into using the Corollary Superscreen from the new TrackMaster download, their R.O.I has almost doubled.

Hooray for Hollywood

**ON LINE
WITH
SHANE**

I've heard from a number of clients working Hollywood Park who were upset by the low mutuals it was producing. Granted, there have been a number of days where they were nothing to write home about and on those days it was tough to make a decent profit. Then there are days like May 27th that make up for those so-so days. We went 6 for 8 that day and the profit potential for anyone following our paceline selection guidelines was GREAT! Below are the Bottom Line/Betting Line readouts for this day that prove patience and *consistency* really does pay off

HOL0527 1 6.0 D MC 4+ F \$17,000 CP=\$32,000 PR=76
BOTTOM LINE -- BETTING LINE

PNCNAME	Ld	N	T	SR	PR	BAL	LS	ODDS	TRKDISTS	M/L
5 MY NI2				78	80	2	22.3	EVEN	SA 6.0D	7/2
4 NOTAB1	1			76	76	6	21.5	8-5	HOL 6.5D	5/2
1 MINNI3				76	76	7	19.9	2-1	SA 6.5D	6/1
7 INURN1	1			74	76	6	19.5	2-1	HOL 6.5D	3/1
3 COMMI2				71	76	9	13.3	4-1	HOL 6.0D	6/1

HOL0527 2 6.5 D SH 3+ \$26,880 CP=\$40,000 PR=90 PFT=114.75
BOTTOM LINE -- BETTING LINE

PNCNAME	Ld	N	T	SR	PR	BAL	LS	ODDS	TRKDISTS	M/L
3 PIPER1				85	80	4	24.0	EVEN	HOL 6.0D	3/1
7 CHAMA1				84	82	4	20.1	9-5	SA 6.0D	5/1
4 MR FEL				84	80	7	19.0	2-1	HOL 6.0D	4/1
5 BOBBY1				84	80	6	18.8	5-2	HOL 7.0D	8/1
8 MASTE1				81	89	10	9.0	6-1	HOL 7.5D	5/2
6 PORU1				77	89	7	7.0	8-1	HOL 6.5D	20/1

HOL0527 3 6.5 D CL 4+ F \$29,500 CP=\$32,000 PR=84 PFT=115.73
BOTTOM LINE -- BETTING LINE

PNCNAME	Ld	N	T	SR	PR	BAL	LS	ODDS	TRKDISTS	M/L
2 ZIGGY2				86	84	2	22.9	EVEN	GG 6.0D	9/2
3 DENAM2				85	82	7	15.8	7-2	SA 6.0D	3/1
8 CONEY1				83	83	7	15.8	7-2	SA 6.0D	6/1
4 DYNAM1				84	83	9	14.5	7-2	HOL 6.0D	7/2
5 ANOTH1				82	84	7	13.3	4-1	HOL 6.5D	9/2
6 SWEET2				82	83	10	10.3	5-1	BM 6.0D	12/1

HOL0527 4 6.5 D SH 3+ \$26,880 CP=\$40,000 PR=90 PFT=114.75
BOTTOM LINE -- BETTING LINE

PNCNAME	Ld	N	T	SR	PR	BAL	LS	ODDS	TRKDISTS	M/L
9 GOLDE1				86	79	4	22.9	EVEN	HOL 6.0D	5/2
6 POKEY1				84	80	8	20.3	9-5	HOL 6.5D	5/1
5 SWEET1	1			86	89	5	18.8	5-2	HOL 6.0D	3/1
3 GOOD 1				84	79	6	17.3	5-2	HOL 6.5D	5/1
2 RUSTR2	1			83	89	6	13.3	4-1	HOL 6.0D	20/1
4 AYER 2				79	76	11	6.3	9-1	SA 6.5D	20/1

HOL0527 6 8.5 D CL 4+ F \$40,320 CP=\$40,000 PR=84 PFT=142.00
BOTTOM LINE -- BETTING LINE

PNCNAME	Ld	N	T	SR	PR	BAL	LS	ODDS	TRKDISTS	M/L
2 HOUST2				78	81	3	21.9	8-5	SA 8.0D	8/1
6 ICKSN4				77	84	6	20.8	9-5	SA 8.0D	9/2
3 FROM 1				75	84	8	18.3	5-2	HOL 8.5D	6/1
5 PICAN2				76	84	6	16.0	3-1	SA 8.5D	5/2
8 CLAIM1				71	83	7	12.5	9-2	HOL 8.5D	4/1

HOL0527 8 9.0 D MC 3+ \$15,000 CP=\$25,000 PR=79 PFT=150.48
BOTTOM LINE -- BETTING LINE

PNCNAME	Ld	N	T	SR	PR	BAL	LS	ODDS	TRKDISTS	M/L
8 POWER3				69	79	5	23.9	EVEN	SA 8.0D	20/1
2 PLEAS1	1			68	79	2	23.0	EVEN	HOL 8.5D	6/1
3 SUPER2				63	80	7	20.0	9-5	HOL 8.5D	30/1
5 MR. M1	1			58	79	6	15.5	7-2	HOL 8.5D	30/1

1225—FOURTH RACE. 6 1/4 Furlongs. Purse \$26,000. Starter Allowance. 3-year-olds and up.

Index	Horse and Jockey	WL	PP	ST	1/4	1/2	3/4	Str.	Fin.	To \$1
1095	Sweet Dreams, C McCarron	118	5	8	8 1/4	1 1/4	1 1/4	4 1/4	12 1/4	2.50
(1093)	Good Boy Duke, V Espinoza	122	3	1	1 1/4	1 1/4	1 1/4	2 1/4	2 1/4	12.40
5329	Sam's Place, C Nakasani	117	7	4	2 1/4	2 1/4	2 1/4	3 1/4	3 1/4	5.10
(1089)	Golden Lariat, G Stevens	116	9	2	2 1/4	3 1/4	3 1/4	4 1/4	4 1/4	1.10
4349	Puppy's Lucky Boy, M Hunter	117	1	7	8 1/4	7 1/4	7 1/4	7 1/4	16.20	
9227	Colby's Special, J Scott	117	6	9	7 1/4	7 1/4	7 1/4	6 1/4	38.70	
1138	Rainridge River, F Valenzuela	122	2	6	6 1/4	4 1/4	4 1/4	9 1/4	42.00	
(1118)	Pokey's Pal Sal, K Desormeaux	117	6	3	2 1/4	9	9	8 1/4	13.00	
1012	Ayer Hoy Manana, B Simpson	116	4	5	5 1/4	6 1/4	6 1/4	9	52.90	

No Scratches.

5—SWEET DREAMS

3—GOOD BOY DUKE

7—SAM'S PLACE

Off: 2:34 Time: :22.44.2 1:10 1:16 3/5, Tric: Clear & Fast. Winner-B.C., Trick McHandicappers Dream by Noble Commander Tr R McAnally Own Red Oak Stable. Mutual Pool \$299,936.70. Exacta Pool \$202,533. Trifecta Pool \$244,175. Quinella Pool \$28,533. Double Pool \$28,822. Pick Three Pool \$67,195.

52 EXACTA (5-3) PAID \$88.80 51 TRIFECTA (5-3-7) PAID \$112.80
52 DOUBLE (5-3) PAID \$71.20 52 QUINELLA (5-3) PAID \$36.20
51 PICK THREE (4-5-3) PAID \$248.30

1227—SIXTH RACE. 1 1/16 Miles. Purse \$48,320. Fillies and mares, 4-year-olds and up. Claiming price \$48,000-35,000.

Index	Horse and Jockey	WL	PP	ST	1/4	1/2	3/4	Str.	Fin.	To \$1
1081	Ideney, F Alvarado	116	8	6	8 1/4	6 1/4	3 1/4	13	12	2.30
(1073)	Picante Pequeno, D Flores	116	5	1	1 1/4	1 1/4	2 1/4	2 1/4	2 1/4	4.30
1081	Shimmering, M Garcia	116	1	5	5 1/4	2 1/4	2 1/4	3 1/4	3 1/4	6.30
1038	Worshiper, R Douglas	116	4	4	2 1/4	5 1/4	6 1/4	4 1/4	4 1/4	37.80
1035	Claim This Dance, C McCarron	116	8	3	3 1/4	3 1/4	2 1/4	4 1/4	5 1/4	2.80
1073	From Red To Jail, F Valdez	111	3	8	8	8	8	8	11.20	
1056	Houston Station, A Sells	116	2	7	7 1/4	7 1/4	7 1/4	7 1/4	13.80	
7056	Stardust Serenade, G Stevens	116	7	2	2 1/4	2 1/4	4 1/4	6 1/4	8	6.70

No Scratches.

Claimed — Ideney-Fantasia & Scordino-Nick Carant; Stardust Serenade-Arena, Barbara & Gary Brown-Mike Michal; Claim This Dance-Click Van Pason-John Adams.

6—IDENEY

5—PICANTE PEQUEÑO

1—SHIMMERING

Off: 3:37 Won Driving. Time: :22.4 :46.1 1:10 4/5, 1:36 4/5, 1:44 1/5, Tric: Clear & Fast. Winner-b.m.f., Migra Courageous-Appense by Apalachee Tr R Stein Own First Run Stable. Mutual Pool \$282,021. Exacta Pool \$192,628. Trifecta Pool \$199,935. Quinella Pool \$27,683. Superfecta Pool \$98,308. Pick Three Pool \$98,540. Double Pool \$23,825.

52 EXACTA (5-6) PAID \$23.80 51 SUPERFECTA (5-5-1-4) PAID \$676.80
52 DOUBLE (5-6) PAID \$33.80 51 PICK THREE (5-5-6) PAID \$73.10
52 QUINELLA (5-6) PAID \$13.00 51 TRIFECTA (5-5-1) PAID \$84.30

1229—EIGHTH RACE. 1 1/4 Miles. Purse \$16,000. Maiden Claiming. 3-year-olds and up. Claiming price \$25,000-22,000.

Index	Horse and Jockey	WL	PP	ST	1/4	1/2	3/4	Str.	Fin.	To \$1
1086	Power Approach, J Valdez	120	8	2	4 1/4	3 1/4	5 1/4	1 1/4	1 1/4	36.80
1033	Mango Club, A Sells	115	4	3	3 1/4	2 1/4	2 1/4	2 1/4	2 1/4	4.40
1075	Bridled For Success, C Nakasani	116	1	5	7 1/4	8 1/4	6 1/4	4 1/4	3 1/4	.90
1155	Um Principe (Brz), O Berro	122	7	6	1 1/4	1 1/4	1 1/4	3 1/4	3 1/4	7.60
1086	Pleasant Voyage, P Toscano	115	2	1	2 1/4	5 1/4	3 1/4	5 1/4	5 1/4	11.80
1075	Ivied, E Delahoussaye	115	9	8	6 1/4	7 1/4	7 1/4	7 1/4	6 1/4	4.50
1086	Mr. Moze, M Garcia	122	5	4	5 1/4	4 1/4	4 1/4	6 1/4	7 1/4	32.10
1080	El Chapulin, V Espinoza	113	6	7	8 1/4	6 1/4	6 1/4	8 1/4	8 1/4	27.10
1086	Superdude, J Scott	120	3	9	9	9	9	9	9	48.90

Scratched — Olive Canyon.

6—POWER APPROACH

4—MANGO CLUB

1—BRIDLED FOR SUCCESS

1222—FIRST RACE. 6 Furlongs. Purse \$17,000. Maiden Claiming. Fillies and mares, 4-year-olds and up, bred in California. Claiming price \$22,000-20,000.

Index	Horse and Jockey	WL	PP	ST	1/4	1/2	3/4	Str.	Fin.	To \$1
1123	My Girl, J Valdez Jr	121	5	2	7	4 1/4	4 1/4	3 1/4	12	5.20
1123	Notable Gold, B Blanc	121	4	4	6 1/4	5 1/4	5 1/4	5 1/4	2 1/4	2.40
1131	Committee Of One, P Atkinson	119	3	3	1 1/4	2 1/4	2 1/4	1 1/4	3 1/4	5.20
1121	Myra De Hammer, J Alaraz	119	1	5	2 1/4	1 1/4	1 1/4	2 1/4	4 1/4	4.70
1123	Isulinda, E Delahoussaye	121	7	1	4 1/4	3 1/4	3 1/4	4 1/4	5 1/4	1.80
3678	Pony Thought, M Pedraza	119	2	7	5 1/4	6 1/4	6 1/4	6 1/4	6 1/4	18.50
1038	Jessica's Treasure, A Rodriguez	119	6	6	5 1/4	7	7	7	7	62.70

Scratched — Duchess Of Act.

5—MY GIRL

4—NOTABLE GOLD

3—COMMITTEE OF ONE

Off: 1:00 Time: :22.2 :45.2 :58 1:11 1/5, Tric: Clear & Fast. Winner-Gr.1.4, Summing Larry's Tiffany Tr L Carne Own J Cogorno. Mutual Pool \$171,708. Exacta Pool \$117,367. Quinella Pool \$17,412. Trifecta Pool \$108,891.

52 EXACTA (5-4) PAID \$38.80 52 QUINELLA (4-5) PAID \$12.20
51 TRIFECTA (5-4-3) PAID \$108.80

1223—SECOND RACE. 6 1/4 Furlongs. Purse \$26,000. Starter Allowance. 3-year-olds and up.

Index	Horse and Jockey	WL	PP	ST	1/4	1/2	3/4	Str.	Fin.	To \$1
(1115)	St. Pius, D Flores	116	3	3	3 1/4	3 1/4	3 1/4	2 1/4	1 1/4	5.40
(1038)	Rivers Glen, C Nakasani	116	2	4	2 1/4	1 1/4	1 1/4	1 1/4	2 1/4	2.20
9707	Cherish, L Pineda Jr	119	8	1	4 1/4	4 1/4	4 1/4	3 1/4	3 1/4	10.20
1139	Master Carson, E Renshaw	113	7	2	7	6 1/4	6 1/4	5 1/4	4 1/4	1.90
(1073)	Bobby Shellen, K Desormeaux	122	4	7	5 1/4	5 1/4	5 1/4	4 1/4	5 1/4	12.50
1120	Paradise, F Alvarado	117	5	8	6 1/4	7	7	7	6 1/4	19.60
(522)	Call Me A Prince, A Sells	115	1	5	1 1/4	2 1/4	2 1/4	6 1/4	7	4.90

Scratched — Fool Proof, Gossander.

4—MR FESTIVE

3—PIPER'S GLEN

7—CHAMAR

Off: 1:31 Won Driving. Time: :22.2 :45.2 1:10 2/5, 1:17 1/5, Tric: Clear & Fast. Winner-B.C.3, App-Housebuster-Script Gal by Naskra Tr B Barlett Own M Cloonan. Mutual Pool \$227,933.30. Exacta Pool \$150,420. Quinella Pool \$22,397. Trifecta Pool \$148,303. Double Pool \$24,473.

52 EXACTA (4-3) PAID \$38.40 51 TRIFECTA (4-3-7) PAID \$84.80
52 DOUBLE (5-4) PAID \$72.40 52 QUINELLA (5-4) PAID \$16.00

1224—THIRD RACE. 6 1/4 Furlongs. Purse \$26,000. Fillies and mares, 4-year-olds and up. Claiming price \$22,000-20,000.

Index	Horse and Jockey	WL	PP	ST	1/4	1/2	3/4	Str.	Fin.	To \$1
9519	Coney Belle, K Desormeaux	117	8	1	3 1/4	2 1/4	2 1/4	2 1/4	1 1/4	7.20
(9852)	Sugar N Oats, E Delahoussaye	116	1	8	8 1/4	8 1/4	8 1/4	8 1/4	2 1/4	18.70
---	Ziggy's Spirit, G Stevens	118	2	7	5 1/4	5 1/4	5 1/4	4 1/4	3 1/4	5.40
1081	Another Olive, M Pedraza	116	5	3	2 1/4	2 1/4	2 1/4	1 1/4	4 1/4	2.20
4171	McKinsey, B Blanc	112	7	4	7 1/4	7 1/4	7 1/4	6 1/4	5 1/4	4.80
(9814)	Danemex, F Alvarado	118	3	5	4 1/4	4 1/4	4 1/4	4 1/4	7 1/4	5.90
(1038)	Dynamite, F Valenzuela	116	4	6	6 1/4	6 1/4	6 1/4	7 1/4	7 1/4	4.20
1039	Sweet Dash, D Sonenson	116	6	2	1 1/4	1 1/4	1 1/4	3 1/4	8	24.50

Scratched — Queen Gan, Sweet And Lowdown.

Claimed — Another Olive-Walter Werner-Caryn Keller.

6—CONEY BELLE

1—SUGAR N OATS

2—ZIGGY'S SPIRIT

Off: 2:04 Time: :22.45.1 1:10 2/5, 1:17 Tric: Clear & Fast. Winner-dbb.m.5, Conquistador Cielo-Meli Magic by Sovereign Danos Tr D Bernstein Own P Dunn. Mutual Pool \$298,996.30. Exacta Pool \$174,861. Trifecta Pool \$184,840. Quinella Pool \$25,096. Double Pool \$25,123. Pick Three Pool \$70,002.

52 EXACTA (5-1) PAID \$211.00 51 TRIFECTA (5-1-3) PAID \$481.10
52 DOUBLE (4-6) PAID \$108.80 52 QUINELLA (1-6) PAID \$112.20
51 PICK THREE (5-4-6) PAID \$286.30

A note from Ellis Starr at TrackMaster:

Subject: follow up
Date: Tue, 19 May 1998 16:09:13 -800
From: "Ellis Starr"
Organization: AXCIS Information Network
To: shane@discover.net

One note for the next Follow Up.
Dennis Mikkelson comments that :

"I miss the avialability of race cards 36-48 hours in advance."

My comments:

This is true for some tracks, most notably California tracks.
However, many tracks draw two days in advance and you can get the
cards from our Internet site almost 2 full days before the races.
These tracks aren't always available that early but as a general rule
here is a list of the tracks that are:

Blue Ribbon Downs
Churchill Downs
Charlestown Race Track
Delta Downs
Detroit Race Course
Hastings Park
Hawthorne
Hoosier Downs
Fairgrounds
Finger Lakes
Keeneland
Laurel
Lone Star
Northlands Park
Penn National
Philadelphia Park
Sam Houston
Santa Fe
Sunland
Tampa Bay Downs
Thistledown
River Downs
Los Alamitos
Pimlico
Prairie Meadows

Would appreciate a mention of that when you can.

Thanks,

Ellis

SHANE'S TECH SUPPORT LINE: 909-845-1728
HOURS (Pacific time) Weekdays - 11:30 AM to 3:00 PM
E-MAIL: shane@discover.net or send in by mail

From Mel Shrawder

May 22, 1998

Dr. Howard Sartin
O. Henry House, Inc.
1390 E. 6th Street, Ste 5
Beaumont, CA 92223

Dear Howard:

Thanks for publishing my article. Hope it helps others. Thought I'd take a break before writing another, but they help clarify processes for me. Anyway, the enclosed article deals with two elements I've had trouble with - Form Analysis and the Underlaid Top BLBL horse. Either one could lead to a complete article, but I've combined them figuring readers could take the ideas and go from there.

The three major elements behind this are (a) Creating a model of the BLBL #1 pick tracking the posttime odds (b) Analyzing corollaries and (c) Form Vector Analysis with Running Patterns.

The basic premise I started with was that I would examine all horses which were my BLBL #1 pick, but which went off at odds below my minimum bet. I used all 6F races run at Penn National during the month of March. You'll see from the article that the BLBL #1 showed a profit even if limiting play to horses below minimum bet (this was not the case with routes).

When looking at these horses below my minimum bet I then looked at their corollaries. One corollary showed an extensive profit (EPR). This left me with a subset of horses for which the Form Vector Analysis began using your Running Patterns listed on page 73 of Follow Up 57. This form analysis probably would have been strong enough even without corollary analysis.

Many things became evident to me through this exercise, mostly that one can do incredible form analysis with the Vector Graph using Running Patterns. Also one does not have to use the same paceline for form analysis as you do for your selected program line.

Doc, it just gets better and better.

Thanks.


Mel Shrawder

Mel Shrawder

The Top Pick Underlay - Pass or Play

I looked over my picks. Mightylustforgold was my number 1 bottom line betting pick (BLBL) and was going to be an underlay. Eliminate or what? As explained in my previous article identifying value opportunities from your other top picks is crucial. However, there are situations when an underlaid BLBL #1 pick should be played over the value horses, or should at least set off a flag for a possible pass. I've often heard handicappers lament when to pass, play or just go home. In this article I shall outline my approach to dealing with the underlaid top pick, and outline an approach to "form" using Synthesis.

In a recent study of 6F races run in March at Penn National I found that when my #1 BLBL horse fell below my minimum bet (5/2), it still showed a profit. (This was not the case for routes which means when they are underlaid look to the value horses quicker.) Anyway, this is the first part of the process:

1. DEVELOP A POSTTIME ODDS MODEL OF YOUR #1 BLBL PICK

Most decision models focus on the winner's rankings. We want to model the #1 pick (win or lose) and the odds the horse went off at. This allows you to quickly analyze the horses above and below your minimum bet. For this article we analyze those below the minimum bet. The results at Penn National for 6F races in March follow:

6F sprint races - #1 BLBL pick regardless of odds
38/103 or 36.89% win with an ROI of 1.33. (A phenomenal performance)

Now we list those horses above minimum bet and below minimum bet which for me is \$7.00.

Below minimum bet - 24/47 or 51.06% win with an ROI of 1.19.
Minimum Bet and above - 14/56 or 25.00% win with an ROI of 1.45.

These results for this month were incredible for 6F, but we can improve with other tools.

Now comes the second part of the process:

2. ANALYZE PROFITABLE COROLLARIES

At Penn I've included a couple of corollaries and their results. Remember, we are only going to look at those horses below our minimum bet.

Rank	EPR	(ROI)	Rank	LPR	(ROI)	Rank	F/E	(ROI)
1	9/12	1.56	1	10/18	1.19	1	17/29	1.32
2	10/20	1.21	2	9/17	1.35	2	2/9	0.59
3	4/12	0.87	3	4/9	1.04	3	4/6	1.72
4+	1/3	0.90	4+	1/3	0.67	4+	1/3	0.83

Rank	FX	(ROI)	Rank	EPS	(ROI)
1	18/30	1.33	1	7/17	0.78
2	2/5	1.16	2	5/11	1.08
3	3/8	0.96	3	6/8	2.01
4+	1/4	0.65	4+	5/10	1.31

Notice the improvement from the baseline using top Fractals Early, FX and EPR. In fact EPR hit 9 of 12 of the underlaid horses for an excellent ROI. Certainly, any horse ranking #1 EPR and #1 BLBL under 5/2 deserves to be either played or pass the race. Obviously sprints at Penn in March ran for the most part Early, but there is even potential for profits to be made for LPR runners as well. EPS (Earnings per Start) has an inverse effect. In other words horses ranked 1 and 2 were worse than higher ranked horses. Basically, I do not like to rely on inverse corollaries, but if that's your bag go for it.

So by including #1 BLBL, who are #1 EPR horses in our pass or play toolbox we have now adjusted our remaining underlays as follows.

15/35 for a 42.86% win and a 1.06 ROI.

We could look at FX or Early Fractals and look for multiple corollaries to even reduce this further, but let's move on to part three.

The third part of the process is:

2. FORM VECTORS AND RUNNING PATTERNS

I could have based this on visual observation of running lines, but it occurred to me Doc has provided a much better tool. The Vector Graph. And we do not have to use the same paceline for Form Analysis on the Vector Graph that we use for our best of last three line. The new Trackmaster Synthesis makes changing lines a snap and I recommend it wholeheartedly for everyone.

OK, so let's digress here and look at a couple of samples of how to use the Vector Graph with Running Patterns. For those of you who have Follow Up 57, Doc lists on pg. 73 some running pattern diagrams. These are very useful to use in co-ordination with the Vector Graph.

Mightylustforgold was entered in a MSW on 03/13. His best of last three is the second line back and we will use that line for our readouts, however I wish to analyze his form from last race. A visual glance shows he made a move in the 2F and faded, however let's get a more exact look by looking at the vector graph. We choose his last paceline (leaving his best of last 3 still marked) and go to the Vector Graph. We see that his 1F readout is -0.48, his second is +0.33 and his last fraction is -1.15. Remember the Vector Graph works in percentiles against the POR by fractions. Therefore, Mightylustforgold lost ground against the 1F POR, made a turn time move against the 2F POR, and lost ground in the 3F after his turn time move. According to Doc's Running

Patterns he has a "Turn Time Move Then Decline" pattern. Our eventual question will be "How do horses with this running pattern do at Penn when bet below minimum odds?"

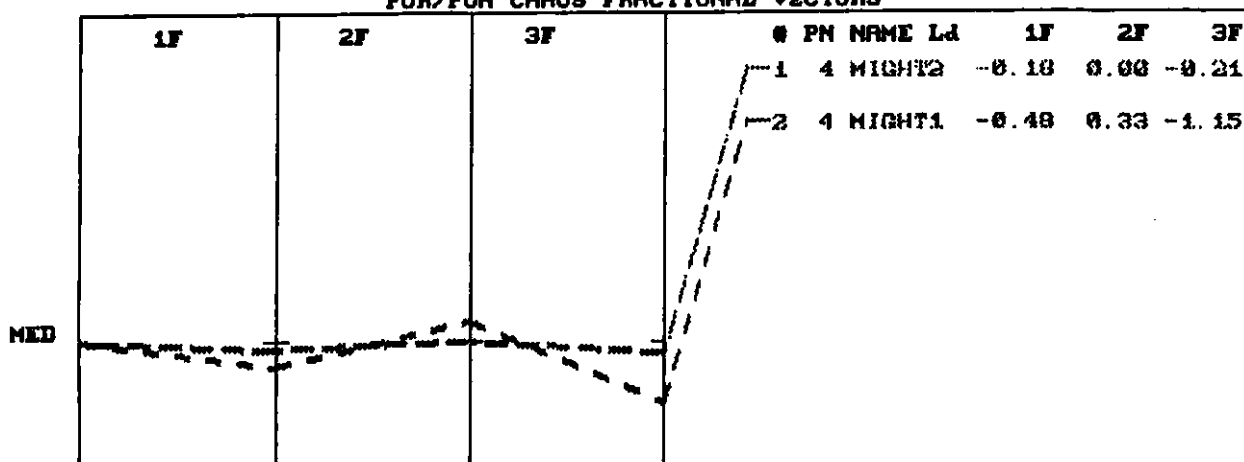
PEN0313 3 6.0 D MS 3 \$8,000 PR=72 PFT=112.59

	R	W	P	S	W%
LALANDE, LESLI	63	9	11	10	14
STITES, FLINT	39	7	7	6	18

ORIGINAL PACELINES

MIGHTYLUSTFORGOLD		ML= 5/2 STYLE=NA										72
L	DAYSTRK	RCODISTS	1STC	2NDC	FINC	BL1	BL2	BLS	BLF	SR	TV	PR
1[8PEN	2FT 6.0D	22.4	46.9	114.0	4-1.6	2-0.5	1- hd	3-4.3	58	7	72
2[19PEN	4FT 6.0D	23.0	46.8	113.2	3-0.6	3-0.6	1- hd	2-1.3	67	2	72
3	62PEN10GD	6.0D	22.4	46.2	112.6	4-3.6	4-4.6	4-4.6	4-7.0	64	0	72
4	76PEN	2FT 6.0D	22.5	47.1	115.2	5-3.1	4-2.2	3-2.5	2-1.3	53	12	68

PEN0313 3 6.0 D MS 3 \$8,000 PR=72 PFT=112.59
POR/POH CHAOS FRACTIONAL VECTORS



We could compare Mightylustforgold's last form line and best of last three line for running line pattern changes, but primarily I look at the selected last line for form. What I can now look at is to see how successful this running pattern is at Penn National with our below minimum odds horses. There were seven horses below my 5/2 minimum ranked BLBL #1 with the "Turn Time Move Then Decline" pattern. They ALL lost! By eliminating horses with this running pattern I've now left the remaining horses below minimum odds to consider as:

15/28 for a 53.57% win and a 1.42 ROI.

This was an example of a negative running pattern at Penn. With this simple running pattern elimination I've made almost every remaining underlay a profitable play. By examining a couple of other patterns I can improve that ROI more. How do "One Move Closers" do at Penn? They all won. How do "Wire to Wire" or "Early to Slow Descent" patterns do? I know, but I don't want to take away your fun of discovering this for yourself.

Summary: Underlays can be profitable under some circumstances with a little research. Remember however that BLBL #1 did exceptionally well with 6F races. In routes, we would have quickly arrived at a losing ROI with our #1 BLBL, and with a few corollaries may have had all we needed to move on to the value horses. Hopes this help with some of your pass or play dilemmas when your top pick is underlaid.

TERRY POWLEDGE ANSWERS

First...the questions –

Dear Terry,

Shane Sartin offered to forward this letter based on my personal request while receiving some technical support over the phone. I have been a Sartin client since Sept. '96, thoroughly reading past Follow Up journals and using PL4 software. Last April, I attended the workshop in Beaumont and recall your colorful comparison of mastering the Methodology to putting a shine on a dull pair of combat boots. You said that if you keep rubbing hard enough, a shine will appear.

Well, I've reached a temporary plateau where my win rate is about 25% profit per dollar invested betting 2 horses to win. Using \$50 per race (\$20 - \$30 dutch) my daily profit only average \$40 - \$50, hardly enough to live on here in Los Angeles. It really does feel good to be a consistent winning handicapper though. Apparently, it's necessary to play more than one track especially weekdays with numerous FTS and foreign horse races at Santa Anita.

You have successfully combined the match up with current software to aid in your wagering process. I've never read the Match Up manual or latest book because it doesn't seem to be emphasized as being successful handicapping with the Sartin software. Maybe it was required reading prior to my joining. I am totally computer dependent, using a current profile to aid in decisions, but I really don't understand what is transpiring in the race. Could you please advise me on the learning steps which you feel are essential to fully understanding the Sartin material?

I'm a chiropractor here in L.A. currently feeling the pinch of H.M.O.'s taking over healthcare. My ambition is to gradually allow handicapping to compensate for these changes. I know this is a realistic goal because you are living proof of what is possible. Please write me a short note with advice or call me at home sometime, evening are best. Maybe we could meet for lunch sometime? I would be glad to pay for a meal to hear your advice.

Sincerely,

Dr. R.M., California

Dear Richard:

Shane has forwarded your letter to me. It would be my pleasure to help you in anyway I can, however, from how I interpret your letter you don't need much help.

A 25% per dollar return is not too shabby. However, I see your point as to the low daily return. An average of fifty dollars a day profit over 20 race days is \$1000.00. Not bad for the occasional bettor, but lacking as a substitute for an income.

Reading, and more importantly understanding the "Match-up" is forever being emphasized by the Sartin Methodology. It is always implied in almost all of the Sartin writings and very often it is expressed openly in the writings, i.e. the *Follow-up*, workshop and seminar manuals, and in the actual manuals themselves. No, the new programs do not expressly refer one to the "match-up" in its instructions, the new programs are the "match-up".

You state that you have not read the *Match-Up Manual* or Jim Bradshaw's book because it does not appear to be a "required reading". Nothing in the Sartin Methodology is "required", Doc has said it many times, "The Methodology does not require from us anything that we do not require from yourselves." I read, and more importantly studied the various Sartin and related literature, because I was at the place where I wanted to excel in the application of its principles. This required a lot of time. It is not enough to read the material, it is essential that one understand the material.

This reminds me of when I was a freshman in law school, a certain "Drill Instructor" like professor asked a student whether or not he had read a particular case. The student whined "Yes I read it, but I did not understand it." The professor responded in kind "You mean to tell me that you being a law student read something that you did not understand and you did not reread it until you understood it!"

I was impress by this, it made a lot of sense to me. I'm responsible for my learning, getting it is up to me, especially when the material is there just waiting for someone to extract the understanding. Yes, there was a period of time prior to 1996 that utilizing the Sartin programs required more effort than merely looking at the print outs. However, I think Dr. Sartin continues to supply the same study materials to each new client. Dr. Sartin has endeavored to make the computer programs more "user friendly". Some persons, like yourself, can simply load the programs and have instant 25% profit success. However, it may require more of one's self to reach heights beyond that.

Getting It

2

I have personally outlined, and studied, each and every *Follow-up* since issue 57, I have read and reread the various manuals until my eyes were blurred. I treat the Sartin Methodology as a continuing course of study. I continue to upgrade to the newest Sartin programs, I want to reach the cutting edge and go beyond if possible.

Doc has provided extraordinary guidance on "How to Get It" beginning with *Follow-up* 58. Dr. Sartin has gone to extreme lengths to show each and ever Sartin client "How he/she can get it". You ask "...please advise me on the learning steps which you feel are essential to fully understanding the Sartin material?" What I have outlined above is what has worked for me. I have no idea what might work for someone else.


At the last Sartin Beaumont workshop, I may have spoken out of turn when I stated and demonstrated how "I Get It" by using a visual aid relating to the match-up. This demonstration was incomplete and my have left some persons with the impression that that was all that was required in reference to understanding the Match-up. I use the visual in conjunction with the computer generated Match-up, and analyze the dichotomy between the two. This is a complicated process based upon using many of the other Sartin principles. I may have been over eager that day, and may have caused some of the newer Sartin clients to think that one could analyze the actual match-up of the race by a visual aid. The visual aid was what I needed at that time to help bring the match-up concept into focus. I was presumptuous in thinking that this was something that would automatically help other Sartin clients.

I would be my pleasure to meet with you and assist you in directing your efforts towards "How you can get it"

Regards,

Terry Powledge

Howard G. Sartin, Ph.D



A TALE OF TWO HEMISPHERES

Part 2

In part one of this series we established that 90-95 % of our population is right handed. While it is not a universal fact, right handedness most often coincides with the *left hemisphere of the brain* dominating. Educational and religious institutions by ritual try to switch left handed persons to right assuming this will make them left brained. It doesn't work that way. The switching or its attempt often precipitates long range neurological problems and neuroses that are damaging to the student as he/she moves toward adulthood.

The left brain hemisphere is closely related to the kind of subjects and subsequent thought patterns that are considered by the majority to be logical. Reading, writing, arithmetic, orthodox logic, and communications skills are also commonly regarded as left brain dominated. The key words here are **ORTHODOX** and **COMMONLY**.

This leads us to the theme of Dr. Robert Ornstein's book *The Right Mind*. He proposes that we continue to use our left hemisphere to master the worthwhile things to which it contributes toward the wholeness of our being - but not at the sacrifice of the right brain.

'Two plus two equals four' math, 'i before e except after c', and comprehensible writing (along with other communication skills) are all essential. However, so he believes, is great poetry, music and mathematical formulae that defies common logic: the kind of mathematics produced by Einstein, the Quantum theorists and Chaos physics. At one time this applied to Galileo, who was a victim of the Inquisition because he said everything did not revolve around the earth, that the reverse was true. Time proved Galileo correct and the church has apologized. Descartes was criticized by convention when he said that the source of the Soul was the pineal gland. It's as good an explanation as any, since there's no universal agreement about the location of the soul. The one medicine we know that effects the pineal gland is melatonin. It's great for easing jet lag and overcoming a number of sleep and sleep deprivation disorders.

Neither Dr. Ornstein nor I are promoting the elimination of Left Brain activity, nor is it suggested that you discount its positive contributions to your welfare. He merely urges that you allow the right hemisphere more access to your perception. I urge it because, for years now I, along with Mark Cramer, as one example, think that using more of your right hemisphere may well be the missing link in your approach to analyzing races and interpreting readouts.

The most negative contributions of the left brain as far as winning money at the races goes, are rules and linear thinking.

Rules are ABSOLUTES! There are few absolutes in racing. Two of them being that a horse must have a jockey aboard from start to finish and, barring disqualification, the horse crossing the finish line first, wins the race.

Unfortunately, some clients still write or E-mail me questions where an answer begs for rules.

Others, who are almost brand new and hungry to learn are the most susceptible to becoming indoctrinated by MIS-information. Most so-called handicapping experts will frame some kind of an ego-centered answer to any question. This can be most destructive to the person doing the asking. Anyone who would give a definitive answer to any of the following four questions is, in my opinion, a fraud! None of these Q's has a single answer. The only true answers could come from viewing the specific circumstances involved in the race.

1) Tandem Races - I've read lots of snippets about Tandem races in the Follow Up, and I see them all the time when handicapping the races. What do I need to differently with them?

2) How many lines back can you go to get the best of the last three comparable? For example, Hollywood 5/13/98 had a horse in a dirt sprint who's last 6 races were dirt and turf routes, but his old sprints looked good (made him a bet). Any ideas? I don't expect a hard and fast rule, just some advise.

3) If a horse has two similar lines (separated by 1-3 points), with the lower but more recent one at today's track (Hollywood, Golden Gate) and the higher but older race (still in last three comparable) at a different track, which do you recommend using? If I enter them both, the older and higher scoring line (not from this track) is better.

4) What to do about those pesky claiming or allowances race where half of the horses have competed against winners just a few times, and the other half are coming off of maiden wins. Usually the scores projected from maiden races turn out higher. Should I use a maiden race as best of last three? This is also tough when only 1 or 2 horses are coming from maiden wins giving them very high scores.

I sent him the Tandem manual as a gift and referred him to several articles on Tandem races from past Follow Up's. Application of the Tandem procedure, be it procedure #1 or #2, must be based on circumstances and one's willingness to accept a loss if his/her choice is incorrect. In Pace Launcher 4 and SYNTHESIS there are enough different corollaries to *often* make equalizing final beaten lengths unnecessary. I also sent him Dean Millward's use of that procedure at smaller tracks where the same horses go against each other continuously. Application of Tandem procedure 1 or 2 is a judgement call and there can be no rules for making such a judgment - only experience from doing many races at your track(s) can provide a satisfactory answer.

As for question (2) the Follow Up is filled with articles containing guidelines for the selection of pacelines. I've been burned many times by viewing and using good races from way back, ignoring any sense of recency. Going way back to a horse's best cycle does occasionally produce a surprise winner. But as a regular practice it creates more losing situations than wins. It's a matter dictated by CIRCUMSTANCES. Circumstances are best interpreted by experience. Do these way back horses win? Do they win more often than they lose? Answers can come only from individual experience.

Answer to #3 is: What is COMPARABLE? Is he considering the class and relative SR from the different track? At many levels northern and southern California tracks ship evenly. In my experience the older line from the "other" track is not necessarily better. If he's following all the procedural guidelines in SYNTHESIS, I seriously doubt that his observation is universally true.

The same applies to question #4. I've never found many horses coming from Maiden wins that project better than Allowance winners. Maiden Special Weight winners are often superior to certain kinds of Allowance horses. Again it's the circumstance and his answer must come from his experience. If those maidens are beating the other category of horses and his readouts are confirming this, he should bet his readouts. If the reverse is true, he needs to be more careful about which horses he considers true contenders.

Everyone should consider this: Accepting expert advice is NOT a right brain function. It comes from the rule oriented, teacher-is-always-correct LEFT BRAIN. By what means does a so-called expert warrant your asking him/her questions and blindly accepting the answers? The so-called expert knows only from EXPERIENCE! He found answers the same way you can. Asking others is fine. But testing several potential answers by *individual* situations is what will make you an expert.

No so-called expert who is truly winning would answer the above questions other than the way I did.

His final two questions are easy:

5) When printing from the Trackmaster version of Synthesis, is there any way to set the printer so a new race always starts at the top of a new page?

6) . Any suggestions on a way that can help transfer the data from the win, place and show horses directly to a spreadsheet to save time? I'm thinking either a program that captures the data directly from the horses rankings or maybe a scanner to transfer it into a spreadsheet.

(5) It depends on what kind of printer you have. Call Shane's Tech Support line (909-845-1728 weekdays 11:30 AM to 3:00 PM Pacific time) and get the advice you need.

(6) Funny you should ask. Just such a program is almost finished.

This is in the Psychology of Winning because developing right brain functions is most important in any field where humans compete against each other; seeking and holding a mate, being foremost. Beyond that - take boxing. Mohammed Ali was right brained until both hemispheres were damaged. He was unorthodox, non-mainstream. Einstein, likewise. Other great contributors to art, literature and science were right brain dominant. Frank Sinatra did it his way, which included singing off the beat, defying accepted meter and wandering around the tonal scale before his returned to the note as written.

Those who dare to be different by defying conventional wisdom, i.e. Mainstream RULES, will always be the ultimate winners. To me it's quite odd that a nation of people born out of a long and bloody revolution, should be so UN-revolutionary. I refer specifically to aspiring handicappers.

Even worse are those who pay good money to buy the choices of so-called experts they don't know and whose success record is supported only by hyperbolas in various publications and Web sites.


Remember, It was Britain's King George III who hired thousands of Hessian Mercenaries to fight the bulk of his battles in the American Revolution. Kind of like paying for picks or dialing a 900 number. Old George III lost the Revolution. It was won by those who used enough of their right brain to think for themselves, in terms of freedom from rules, and who then carried their right brain thinking into bold action and fought and WON for THEMSELVES, Lafayette notwithstanding.

Doc Sartin -

BOOK REVIEWS

Sire Ratings

by Mike Helm



For centuries *breeding* was the essential handicapping tool in British Horse Racing. It is handicapping's *oldest frontier*. Mike Helm, firmly believing that what goes around comes around, is working toward making it handicapping's **NEWEST FRONTIER**, at least as a powerful adjunct to performance handicapping. He has produced a lively sequel to his books on Exploring Pedigree. This is one you can take to the track or off-sight wagering center and use as a handbook to truly help you to win, among other things, Maiden Races, Turf Races, races on other than fast tracks and, most importantly whether or not a sprinter is likely to be able to stretch out and to what increased difference. It also offers a good index as to how long a distance the progeny of various sires can go successfully.

The book begins with a well documented explanation of concept and the definition of the terms used to describe the potential of each sires offspring:

30 Sire Ratings 1998-1999

Scallion	Sire/Broodmare Sire	FTS	CL	Trf	OT	SI	AB
Double Image	Spring Double/Dancer's Image	M	8	M	M	3	3-4
Double Jay	Balladier/Whiskbroom II	B	3	C	D	4	2-3
Double Jump	Bold Bidder/Vaguely Noble	D	8	C	C	3	3-4
Double Leader	Mr. Leader/Carry Back	D	8	C	C	4	3-4
Double Negative	Mr. Prospector/Distinctive	B+	5	U	C+	3	2-3
Double Quick	To the Quick/Creme de la Creme	U	9	U	M	3	3-4
Double Reach	Nodouble/Raise a Native	C	10	C	C	4	3-4
Double Ready	Nodouble/Eighty Grand	D	8	U	F	4	3-4
Double Schwartz IR	Double Form/Sing Sing	C	8	D	M	3	3-4
Double Sonic	Nodouble/Palestinian	C	7	C	C	2	3-4
Double Zeus	Spring Double/Ridan	C	8	D	C	3	3-4
Doulab JPN	Topsider/Dr. Fager	C	7	B	M	3	3-4
Dover Ridge	Riva Ridge/Bold Ruler	C	7	D	C	3	3-4
Downing	Our Native/Bolero	M	8	U	M	4	-
Dowsing GB	Riverman/Mr. Prospector	C	7	-	-	-	-
Doyoun IR	Mill Reef/Kashmir II	-	-	-	-	-	-
Drakus Here	-	-	-	-	-	-	-

Each Sire is listed alphabetically along with the Sire/Broodmare Sire. The important categories, well defined, are: ratings for the progeny of these parents as FTS (First Time Starters). Many of Mike's followers have shown excellent profits from these puzzling contenders.

Next comes CL (Class), showing the adjusted lifetime earnings of each sire's offspring. Next important category: TRF (Turf) Ratings. Can these horses go from turf to dirt or vice versa and how far can they go and be effective contenders? If off-track throws you -wet, sloppy, muddy, etc, look under OT (off track) and be well armed with information on this vital subject. Then comes SI (STAMINA Index). Here's where we learn how far a distance the progeny of each sire can run effectively. Codes tell you whether it's strictly a sprinter, or is limited to a mile race or can go all the way to marathon distance. Finally there is AG (Age Bias) telling us at what age the progeny is most likely to break its maiden and its age for peak performance.

Take it with you, look up your selections. What you read may change your bet from loss to win. Thankfully Helm is not a tunnel vision zealot on his subject. He says "Once a horse has a race record-it is important to emphasize that its actual performance supersedes whatever ratings his sire may have originally given it."

That makes a lot of sense. Breeding is not a handicapping method, per se, but a very potent adjunct that shouldn't be overlooked.


Published by: CITY MINOR BOOKS P.O. BOX 176 BERKELEY. CA. 94701 \$30

Value Handicapping

by Mark Cramer

No handicapping book was more fun to read than Mark Cramer's *Please Hold All Tickets*. But no book on the subject of *value betting* is better for our handicapping health than this one. Mark has taken all the fun out of my deriding the "Value Boys" as I once called Meadow and Mitchell back in the 1980's. While I included Mark's name in that group I excluded him from derision. His concepts make practical sense because his value horses win money, R.O.I. and demonstrable consistent profit. I have yet to find that true of the others.

The most important thing *all* of us have discovered as our computer handicapping programs have progressed over the years, is that just picking a lot of winners is relatively easy. With the proliferation of mass information services, along with the blatant theft of our older methods, the



public is also picking more winners because a lot more low priced first and second favorites are winning now than ever before at most tracks.

The trick now is to pick winners that pay a profit: OVERLAYS. We always had that in the Method; we called it Line Scores. The Value Boys ignored this aspect of the Methodology. Stupid me, I thought that by providing this kind of line clients could read the tote board and make proper wagering decisions.

While Cramer's writing has never catered to the intellectual level of the masses, *no one* should fail to understand the philosophy of this book. They may miss some pertinent points on making a Personal Odds Line, but even a moron can't escape the fundamental **truth**: seeking Overlays in TODAY'S handicapping atmosphere is absolutely essential to success for the average handicapper.

The exceptions are those who SPOT PLAY virtual "sure things," betting large amounts, like \$200, on just a few \$6.50 winners per week, winning 40% of their one horse bets. At the \$200 wagering level: $4 \times \$6.50$ is \$2600, less \$2,000 bet = $600/2000 = 30\%$. $30\% \times \$2000 = \600 profit per ten such bets. I say this in deference to people like Tom Brohamer of whom there are none I know EXCEPT Brohamer.

If you think you're in this elite group and actually hit 40% winners betting one horse, go on betting your \$2,000 a week, hope you always make 30% profit and don't read Mark Cramer's *Value Handicapping*.

On the other hand if \$2,000 a week is a little steep for you and you'd accept quadrupling or at least doubling whatever amount you can afford to bet every 20 to 25 races, you should read this book thoroughly and often enough to fully accept and put into practice its philosophical basis. You *already* have an Odds Line like NO OTHER. I say that because you don't have to make a line for every horse in the race that adds up to 100. You have one that is so heavily skewed it virtually forces you to make a value bet when it's there. BL/BL is making Pascal turn over in his grave — And Pascal advocates suggesting that I turn over in mine.

In this beautifully soft bound book Mark provides dozens of example races complete with Past Performance and Result Charts and his personal odds line. He includes his process for making a line along with his rationale for betting the winners and, believe it or not, his occasional losers, several of which he could have won. He purposely shows a loss to avoid engaging in the kind of hyperbole that dominates the literature of a couple of his Value Boy cohorts.

To demonstrate his pioneering spirit, Mark has now included me as a penitent "Value Boy." No one ever did THAT before. If I am one, I'll stop using the phrase. It forces me into bad company, Mark being the notable exception.

Winning for winning's sake regardless of price, and betting on overlays only because they're overlays are opposite sides of the same counterfeit coin. Mark bets on the kind of overlays that have the performance attributes of winners, not *just* because they're overlays. When he makes his personal Odds Line his reasoning encompasses all the handicapping skills for which he is rightfully famous, kinky, kinkier and otherwise.

Mark is the kindest man in the handicapping field. He has no enemies. I wouldn't know what that is like. Still, along with Dick Mitchell, Barry Meadow and Frank Coto, he includes me in his Acknowledgment and in a few other comments:

ACKNOWLEDGMENTS

The idea for this book emerged from having observed the profitable hetting of Frank Coto (an intense meet at Hollywood Park), Barry Meadow (at the harness races), and Dick Mitchell (in exuberant practice and theory) as they used what are called Personal Odds Lines in their search for bets of value. Their commitment to the concept of value prompted me to develop my own elaborate odds line methodology.

✓ Dr. Howard Sartin also receives due respect here. For years, he was the Devil's Advocate against the odds-line strategy. After much friendly give-and-take with racing's foremost iconoclast, not only did I modify my own methodology, but Howard modified his.

One of value handicapping's most fervent critics was Dr. Howard Sartin, whose successful Sartin methodology has a legion of followers. Nevertheless, Sartin recognized early on that handicapping and decision making are distorted by negative psychological attitudes originating from our upbringing. He too believed that success at the races could not be limited to handicapping itself, but also requires treatment of culturally-derived inhibitions.

Still, Sartin facetiously labeled believers in the personal odds line as "the value boys," and made sardonic barbs like "it's much better to wager on the winner than than on a horse of value that loses."

As late as 1995, Sartin continued to rib the value boys, siding with the DRF's Ira Kaplan's article, "Concept of Value Taken Too Far." In the February 1996 issue of *American Turf Monthly*, Sartin sided with Kaplan, referring to the "great schism between selection-and value-oriented handicappers." But his tone had mellowed.

"There is a happy medium between the two sides," Sartin now wrote. "Value zealots have contributed much to our knowledge of wagering risk and reward but all too often, they seem like missionaries trying to replace our crosses with their totem poles-or vice versa."

Sartin's evolution in the direction of value-oriented betting was finally corroborated when he created a computer program that constructs an odds line, called the *Bottom Line Betting Line*. In a personal letter, Sartin added fuel to my burning conviction that faulty decision-making comes from cultural psychology.

Referring to horseplayers, he wrote that "A lot of them seem bent on self-destruction. Even with the power of the *Bottom Line Betting Line* to get overlays, too many are just betting their Top 2 NUMERICAL choices." In his own way, he was criticizing high fig fundamentalism.

Sartin's work with chaos theory and subsequent programs based on the "match-up" of individual races, and Joe Colville's "position handicapping" are other approaches with an inherent wager value.

Over the past few months I've had good reason to welcome Mark's book. I've been going to off-site wagering centers with clients. It's often very frustrating. They download from TrackMaster into the Synthesis T. I don't do any downloading. I use their readouts. I also buy a Racing Form to make sure they haven't left out any viable contenders. I view their BL/BL readouts and compare them with the odds on the tote board. Then I peruse all their Primary and Supplemental readouts and select the overlays with the *most* One and Two corollary rankings, with special emphasis on Factor X, TPP, Balance and how they rank on both the Primary and Secondary composites.

When the race is over I frequently go alone to the cashier window because the clients have bet different horses and come up empty.

Why? Because they didn't follow the simple process of analyzing both their BL/BL and corollary rankings. Their other problem is a sneakier one: they bet the BIGGEST overlay ONLY because it's bigger. They try to save money wagering on only ONE horse and they lose.

My directions have always been to bet the OVERLAY with the best set of corollaries AND the highest ranked horse who will pay at least \$7.

I will no longer go to a track or wagering sight with anyone who hasn't filled out at least a couple of 20 race cycles on this chart.

WIN

PACE LAUNCHER - SYNTHESIS WAGERING DECISION CHART



#1 BL/BL	#2 BL/BL	#3 BL/BL	#4 BL/BL	Best P.C.	Best S.C.
SSS	HHH	SSS	HHH	SSS	HHH

This diatribe is not meant to deviate from reviewing Cramer's new book. When you read it you'll learn about the discipline Mark uses to achieve his success. Discipline, faith in his Odds Line and the willingness to sacrifice some obvious low priced winner while waiting for the higher paying overlays. As previously stated, Mark does not confine his overlay bets to ONE horse per race. If there are TWO, even THREE good overlays, he'll wager proportionately on all. Needing to bet three will seldom eventuate in our case if you follow current contender guidelines. Most importantly, Mark joins me in saying NEVER FORCE an overlay bet without considering a horse's PERFORMANCE. That's what the corollaries are there for. Use them in conjunction with BL/BL.

Above all, read Mark's book for its wagering philosophy. Once you accept the philosophy of VALUE HANDICAPPING, your mind will have an entirely *new frame of reference* and your chances of ever LOSING consistently again will be nil.

VALUE HANDICAPPING by MARK CRAMER

\$25 from CITY MINOR BOOKS - P.O. BOX 176 - BERKELEY, CA. 94701

Something To Do Between Writing Scripts For Movies & TV

by Peter Tolan

*Peter was in New York working on a movie with Billy Crystal and Robert DeNiro. His critically acclaimed series, **Style & Substance** was shelved by CBS because of the Olympics. A future renewal date is possible. He is currently working on a comedy series for Fox TV.*

After years of not picking the Derby winner, I decided to follow an old Sartin Methodology rule and bet two horses. They were Cape Town and Real Quiet, and I was rewarded with 8-1 odds. I was at a pretty nice OTB in Manhattan on Preakness Day, and you'll be pleased to know that I struck a blow for Sartinistas (as some of us call ourselves) everywhere. I hit a trifecta at Churchill for somewhere in the neighborhood of \$750, and I had ten tickets, all two-dollar bets. Well, the manager had to fill out ten separate IRS forms, so while he was happy that I'd won, he was a little ticked off at all the paperwork. Twenty minutes later I was back at the IRS window with ten more winning trifecta tickets, cashing in for just over six thousand dollars. The manager looked at me and my tickets grimly, then marched off to start writing again. An hour later I was back again with ten more winning trifecta tickets from another Churchill race. The mutuel clerk shook his head and asked how I was hitting so many winners.

"Oh, I belong to a handicapping group back in California," I said innocently.

"Is it legal?" he asked, more than mildly suspicious.

The manager returned and when he saw me standing there with another handful of tickets, I could hear him through the glass mutter to himself "Oh, come on." He took the tickets and wandered away, saying it would take some time. I went back to my table to handicap the next Belmont race, and several minutes later was surprised to hear my name being said over my shoulder. It was the manager and his boss. The boss sat down and introduced himself. He asked if he could buy my lunch and I accepted the offer.

"I just wanted to come out and say hello," he said. "We haven't seen you here before."

"I'm from California," I said.

"You're having quite a bit of luck today."

"Well, there's always some element of luck in racing," I said. "But I usually do pretty well."

"You have a system?" he asked.

"No, I belong to a handicapping group. I don't know if you've ever heard of the Sartin Methodology," I said.

He rolled his eyes.

"Oh. We had one of your guys in here a couple months ago. That guy was also from out of town and he cleaned us out, too. Are we going to be seeing you again?"

"No," I said. "I'll be busy tomorrow, and then I'll be heading back home on Monday."

I could see the tension go out of his face as soon as he knew this crook from California wouldn't be coming back. And I thought you'd want to know that your followers are out in the world making your name one to be feared. It was actually really funny, but more so for me than for them. And just so you know, the readouts that won me all that money were from Quad-Rater, and not one of the newer programs. It's still my favorite program, but I suppose, after hearing this story, you could guess that!

Speaking of programs, in your note you said you'd be sending me a copy of the version of Synthesis that automatically downloads from Trackmaster. I haven't received it yet, but I'm interested if the offer still stands. I'm just starting to get into downloading information, so having a program with that capability would be a real boon to my handicapping.


And last but not least, Leslie and I had another baby. It's a little girl, Beatrice Grace Tolan. She was born on the third of April, early in the morning, and she came in at seven pounds, fourteen ounces, with a full head of thick black hair. She's a good baby (not a lot of crying and a pretty good sleeper) and her brothers, when they're not hitting her, are wildly in love with her. So 1998 has been nothing if not thrilling so far.

Sorry I haven't been able to deliver another 'The Oval Truth,' but I'll come through as soon as things settle down, if that's okay. As always, my best to Shane and Mary. Take care.

Warmest regards,



Peter Tolan



Doc,

... The note about Megawing in the latest Follow Up was very timely and interesting. I had it also; it's really nice to cash on a \$30+ horse when it's the only bet you make on an entire card. The line I used for the winner was the 2nd to last line showing in the PPs from July, 1997. I won't bother to go into the details of why that line, so far back. D.P., California

DOC COMMENTS: He's still marching to old drummers. But he won, which is what counts most.

Dear Joyce,

Incidentally, the San Jose Mercury News ran a sports section covering the Kentucky Derby. I was surprised and interested to read the article by Andrew Beyer on his take of the race. While perhaps not your typical slant, I think a rebuttal by the Sartin Methodology to offer a positive viewpoint on computer methods would have been appropriate in quieting critics. While I did not do an analysis on the race, I am sure selection of the winner was well within current methodology guidelines. A simple tandem on Indian Charlie and Real Quiet would be an appropriate first step. Anyway, congratulations to those brave souls who correctly picked and wagered on the top three finishers.

Regards,

W.G.T., California

DOC COMMENTS: Those like you and others who won the Derby are rebuttal enough

Dear Howard:

although we have not written to you in a long time we wish to express our thanks to you and your associates for creating such fantastic programs. We are looking forward to the Synthesis program, knowing it will be even better than PL4. You have made us all winners, but in reality you are the biggest winner. You are the gift to us all.

Sincerely

Ron & Robt. Bush, New York

Dear Doc,

I have received the PL4 TrackMaster program which I ordered: I like the way it's set up and like it very much.

L.Z., Nebraska

Hi Doc,

Just received my favorite notification - time to renew the Follow Up.

I didn't do too bad today - went 8 for 8 with 2 one horse bets - average mutuel was \$10.15. It is so nice to be a winner and you're responsible - thanks again for showing me the way...

Say hi to everyone.

Respectfully,

D.F., Washington

Dr. Sartin:

WE had Lord Rochelle at \$71.60 (10th/Hol) on Sunday. Ann-Marie and I had Win, Place, Daily Double, and Quinella money on the bet. He came up #1 BL/BL using the third paceline back.

Thanks,

T.P., California

DOC COMMENTS: A lot of clients reported this winner on top using Synthesis, including Aline Best and Shane. Anyone in S. Cal not get it, let me know.

Doc,

I'm including my PL4 readouts of race 9.

Anyway ~~Checker~~ Boy coy looked like a damn good wager.

The readouts with this letter are the before-the-fact readouts - without my notations and doodling.

To date either practice or actual wagering this is the big best win pay out I have experienced.

All I can say is HOORAY for Pace Launcher 4.

Sincerely and God Bless,

R.B. Jr., Indiana

Race 9	Weather: Drizzling	Track: Sloppy	Off: 5:04	Time: 22	46 4/5	59 4/5	1:13 2/5	
12- Checker Boy Coy			\$90.20		\$32.80		\$16.20	44.10
7- Baby Goodbye					\$10.60		\$6.00	10.80
5- Hites Run							\$3.20	4.70
\$2 Exacta 12-7 Paid \$771.00								
\$2 Trifecta 12-7-5 Paid \$7,206.60								
\$1 Superfecta 12-7-5-3 Paid \$52,702.60								
\$1 Odd/Even Even Paid \$1.30								
\$1 Roulette 24 Paid \$44.50								

Hi,

With the enclosed money order please extend my subscription for the follow Up as I couldn't bare missing or being without an issue. Each issue is priceless and fundamental for succe\$\$ as the ABC's.

Thank you,

G.M., New Jersey

O. Henry House, Inc:

My interest in the Sartin Methodology continues since I first got acquainted with it in the early 90's. Therefore I'm enclosing (my check) for the 3 video / 5 audio tape set on the official Sartin Methodology Today.

My best wishes to Dr. Sartin, his family, and all the staff.

Sincerely,

E.F., California

Doc:

One liner from the Readers Digest in the Doctors waiting room:

"Reality is the cause of stress -- for those in touch with it."

Gloria, Team Sartin,

I'm returning some old software your way (some test software that Howard gave me - PL4Q and NEXTP). That's enclosed in a separate mailer

This mailer contains my old Thoromation disks.

I've weaned myself from Thoromation. I fixate on the "running" horse screen, and don't use the corollary readouts as efficiently as I do with the newer programs. There are no installations left on the Thoromation II disk - I lost one in a hard disk crash - sorry. So I'm just returning it at this time.

Theses programs served me very well. I'm a little nostalgic at returning an old friend. Give 'em a decent send off.

Thanks for all you do!

M.N., New Jersey

P.S. Had Real Quiet as 5th in Derby. Didn't win any cash on that race, but made \$350.00 on the day - Hit a nice triple on the under card!

- Enclosed please find (payment) for audio tapes & workbook and TrackMaster compatible version of Synthesis.

Thank You,

P.C., Illinois

P.S. Synthesis program is really sensational. I love it. Thanks Doc.

Dear Doc, Gloria, Joyce, Mary & Shane,

Thank you all for "Onion Tape" made my eyes water following the procedure. I certainly hope we don't have any "therapy" that calls for "jumping off the Golden Gate Bridge." I have been getting stronger and more confident as I follow each step of your guidance, suggestions and path. Enclosed my check for Follow Up subscription.

...I feel that with your support and others in the Methodology that I will come through it all with "flying colours".

L.A. , Canada

DOC COMMENTS: His "onion" reference is the tape #3 of my audio-video series.

RE: Synthesis

Dear Howard,

...The program is great! Worked some races - received some downloaded from Dean - and the results have been fantastic! It might be hard to do, but if you think positive you will achieve what you want.

Sincerely,

M.R., Canada

Howard,

...Finally, if I haven't said so already, I want to tell you that I really appreciated your tape. The part about not needing to shop on Rodeo Drive struck a positive chord with me, and if I were writing a review about the tape, I'd say that it's not only the psychology of winning you present but the vital philosophy as well.

Ciao for now,

M.C., California

DOC COMMENTS: He's referring to Tape #3 in our Audio /Video series.

Dear Howard,

...The use of the Pace Launcher-synthesis Wagering Decision sheet has shown that I am getting the winning horse 16 times out of 20 wagering cycle in the #1 BL/BL thru #5 BL/BL - the Place horse 14 out of 20 and the show horse 16 out of 20. This indicates to me that my paceline selection is sound, do you agree?

The average \$ value for the #1 thru' #5 BL/BL positions does not mean anything to me as far as whether or not I am making a proper wager*!

Sincerely appreciate your support!

J.A., Texas

DOC COMMENTS: *It should mean a lot! Study your Follow Ups more.

Subject: Pace Launcher 4 for TrackMaster

Howard:

I purchased the TrackMaster version of Pace Launcher about 6 weeks ago and felt that it was time to write. We finally have started having some decent weather so I have been able to use the program for about 3 1/2 weeks with both wet tracks and dry tracks. By wet tracks, I mean any off track that isn't under a torrential downpour.

I must say that this is the most user friendly version of any programs to date. I particularly like the following features:

1. The days since last race (DSLR) versus the date of each race. This feature really makes the horses race history definitive with respect to time.

2. The ability to assign a visual ESP designation to any horse when so desired. I find this very helpful when choosing pacelines for Need The Lead horses. I do the ESP analysis first and then do the paceline selection for all horses. That way I find that I am less likely to make a mistake.

3. The multiple views (F1, F2, and F3) on the paceline screens, O. 4 and No. 5.

4. The Question Mark and Asterisk designators on the paceline screens. They make a very good reminder when going through the various calculation screens for final contender selection.

5. The addition of morning line odds to the Bottom Line/Betting Line screen. This is very helpful to me since I never stay at the track; I wager according to the Morning Line and go home. Knowing the odds in advance lets me make my wagering decisions before leaving home and gives me the option of not going when all I have is odds/on and low odds horses.

6. I particularly like the adjusted/equalized lines screen. This saves me a lot of hassle since I was continually messing up while cursoring across and getting dumped out of the program. This meant having to reload and start the race all over. It seemed to happen to me at least twice a day. I think it was because I would get into a certain rhythm and any change to that rhythm caused havoc.

T.G., California

...Please send "SYNTHESIS". After viewing the 3 new tapes the scales have fallen from my eyes.

R.L., Texas

DOC COMMENTS: He refers to the new Video/ Audio tape set.

FROM THE E-MAIL

Thank you! Muchas Gracias! Merci beaucoup! Maraming Salamat! Do' Tse! M'koi Sai! I downloaded last Sunday's Hollywood Park (Hol0503) and it was fantastic! What can I say! The first time I saw those screens -- ever! I ran the first race and, equally astounding - without doing anything other than selecting the lines (using my index finger all the way - How tiring!), I got the Trifecta! Had to stop short...have to go out and get some groceries with my wife. Thanks again.

A.N., Canada

Had Real Quiet right on top. Thanks again.

Thought you might like a few pre-race comments from the experts:

Creator of Dosage Index, Steve Roman -

"Real Quiet was among the top juveniles of 1997 but exceeds the Dosage guidelines for distance. He generally comes from mid pack and has really improved in his last two races, at least in terms of performance figures earned. Overall he's won only twice in twelve starts, so consistency is not his trademark. In several of his races, his big move has been in the middle of the race, but he hasn't shown an ability to finish well enough to get over. He's a threat for the exotics, but could just as easily get passed by the true closers."

"I figure Cape Town and Halory Hunter to be reasonably close by the quarter pole and close energetically, with Cape Town finishing fastest of all. I think Artax has a chance to hold for second, with Halory Hunter and Indian Charlie fighting for the show. Here I give the edge to Halory Hunter because of his experience."

Andy Beyer -

"Real Quiet rallied and finished second to Indian Charlie, his stablemate, in the Santa Anita Derby. His speed figures suggest he is good enough to win, and he has trainer Bob Baffert's skill on his side. But Real Quiet hasn't been making up ground in the late stages of races, and it is uncertain if he will be effective at 1 1/4 miles (a doubt shared by many of the pedigree pundits). If the track is wet, he is a throw-out; he lost his only race in the slop by 22 lengths."

"Cape Town, 6 to 1 in the morning line, is the horse to bet today, and if he wins, Lukas wouldn't be the only person proclaiming himself a Derby genius."

Scott Finley - Special to USA Today -

"At the wire it will be Capetown to win in a tight and contentious finish...He has enough speed to be in contention early and the stamina to fight to the finish."

Our regional newspaper expert also picked Capetown. **THANK GOD FOR EXPERTS.**
M.S., Pennsylvania

Hi Shane,

I wanted to say thanks to Doctor Sartin for the phone consultation and for the two Follow Ups he sent me on pace line selection. I received the audio tapes with the workbooks. Those are very helpful in understanding everything about the methodology.

Thanks A Lot,
G.W., California

Shane,

Just wrote to you recently asking about a Follow Up race. Also said I just sent for Synthesis and TrackMaster program.

Had it two days - took it for a test drive. Hit a \$500+ exacta at Philly Park yesterday and others - ROI in the sky. Paid for the program already - will seek consistency in long term. Amazing for exactas. Using Doc's WPS method and my exacta play has really brought me to new heights.

My only concern is still win horses. I must be missing the boat still - looking at "I" chart and 1, 2 winners don't seem to match bottom line picks or combinations of readouts in superscreen. I'm still too often picking the wrong two out of three (PS - I almost always get it down to four contenders). Yes and I am looking at corollaries. Any suggestions?

Thanks again -

J.T.

DOC COMMENTS: Follow Up 68 and my 6 hours of audio/video tapes demonstrates WHY you Incremental Velocity numbers do not necessarily corollate to win...Compounded Ratings DO.

Hi Shane:

Good news at SPT for me and you folks too. Hitting 90% in a run of 25 plus races. Not so good at AQU and GPX.

I played them when SPT got knocked off the line. Today I'm taking a shot at BMX.

Thank you all and take care

R.B.

DOC COMMENTS: See article in Follow Up 68, FROM THE SYNTHESIS

REGISTRATION FORM:

The program is excellent - as good or better than advertised.

J.E.C., U.S. Military



AMERICAN EQUIVALENT OF**METRIC RACING DISTANCES**Meters

100		1 ft., 11 in. short of 1/16 mile
200		1 yd., 10 in. short of one furlong
300		1 yd., 2 ft., 9 in. short of 3/16 mile
400	2 fur - 1/4 mi	2 yds., 1 ft., 8 in. short of 1/4 mile
500		3 yds., 7 in. short of 5/16 mile
600		3 yds., 2 ft., 6 in. short of 3/8 mile
700		4 yds., 1 ft., 5 in. short of 7/16 mile
800	4 f 1/2 mi	5 yds., 4 in. short of 1/2 mile
900		5 yds., 2 ft., 3 in. short of 9/16 mile
1,000	Stretch Call @ 6 f	6 yds., 1 ft., 2 in. short of 5/8 mile
1,100		7 yds., 1 in. short of 11/16 mile
1,200	6 f 3/4 mi	7 yds., 2 ft. short of 3/4 mile
1,300		8 yds., 11 in. short of 13/16 mile
1,400		8 yds., 2 ft., 10 in. short of 7/8 mile
1,500		9 yds., 1 ft., 9 in. short of 15/16
1,600	8 f 1 mi	10 yds., 8 in. short of mile
1,700		10 yds., 2 ft., 7 in. short of 1 mile 1/16
1,800		11 yds., 1 ft., 6 in. short of 1 mile 1/8
1,900		12 yds., 5 in. short of 1 mile 3/16
2,000		12 yds., 2 ft., 4 in. short of 1 mile 1/4
2,200		14 yds., 2 in. short of 1 mile 3 furlongs
2,400		15 yds., 1 ft. short of 1 mile 1/2
2,500		15 yds., 2 ft., 11 in. short of 1 mile 9/16
2,800		17 yds., 2 ft., 8 in. short of 1 mile 3/4
3,000		19 yds., 6 in short of 1 mile 7/8

AUSTRALIANS and other Pacific-rimmers who have access to Equifax, such as at Victoria Race Track, can use our Sartin Methodology Today programs to great advantage. Use the above chart. Enter all Fractional Times and Final Times as printed, in minutes and seconds. Ignore the slight difference where metric distances are short. It's all relative. Be sure you follow the proper sequence when entering Incremental Times. It's especially easy since EQI gives the horse's actual incremental time. For beaten lengths, all you need enter is 0.

Report Cards

It is very gratifying to see how many clients using Pace Launcher 4 or SYNTHESIS are volunteering handicapping reports from which I can make enough sense to convey a positive message.

I've been receiving many winning races documented by readouts and photocopied tickets and sometimes, though not often, the Racing Form PPs from which the readouts evolved. Most people don't think that's necessary since their following my guidelines for contender/paceline selection. The line used is on their readouts under L.

Some, like East Coast Client Keith Breen, also send a summary of their recent results. Keith also provides a key that answers some of those e-mail questions asking which horse do I bet? Here's one of his four day 21 race summaries I intended to publish earlier. My only regret is that he doesn't show any results from FW or FRACTALS.

Track		SYNTHESIS																
date		Corollaries																
15JAN - 18JAN		R#	dist/S	B/L	SPN	EPR	LPR	CPR	FX	COM	TS	Σ	DIF	Rep	Lep	Tpp	ESP	\$Mutual
15JAN	1. 2	6.0 d	2	2	2	1	1	1	1	1	1	1	-0.1	2	1	1	S/Pce	\$ 9.30
	2. 5	5.0 d	2	2	5	1	2	5	3	3	1	-10.1	5	1	3	SUS	\$ 3.40	
	3. 7	8.5 d	2	2	2	5	2	5	2	2	3	+0.7	2	4	2	PRE	\$ 5.10	
	4. 8	10.0 d	2	2	1	3	2	1	2	1	2	-20.1	2	2	2	SUS	\$ 6.00	
16JAN		5. 3	6.0 d	1	1	4	1	1	1	1	1	-7.4	2	1	1	SUS	\$25.00	
16JAN	6. 6	9.0 d	2	2	4	2	2	4	2	2	2	-14.8	3	2	2	SUS	\$ 8.50	
	7. 7	6.0 d	2	2	3	4	3	4	2	3	2	+2.9	4	3	3	PRE	\$ 5.70	
	8. 8	8.3 d	2	2	3	3	4*	4	3	4*	3	-1.4	3	4	5*	S/P	\$10.20	
	9. 9	8.5 d	3	3	2	3	3	5	3	3	3	-1.0	3	3	3	PRE	\$14.60	
17JAN		10. 1	8.5 d	5*	5*	1	5	4*	5	5*	5*	+17.2	1	5	5*	EAR	\$ 6.20	
17JAN	11. 3	6.0 d	2	2	4	2	3	5	3	4*	3	+2.0	3	4	4*	E/P	\$ 5.60	
	12. 5	6.0 d														out	\$10.20	
	13. 6	8.5 d	1	1	4	1	1	1	1	1	1	-9.3	5	1	1	SUS	\$ 5.70	
	14. 7	6.0 d	3	3	1	4	3	3	3	3	4*	+19.8	1	4	2	EAR	\$ 6.20	
17JAN	15. 8	8.5 d														OUT	\$14.00	
	16. 9	9.0 d	2	2	2	3	1	2	2	1	3	-10.1	2	3	2	SUS	\$ 9.90	
18JAN		17. 1	6.0 d	3	3	3	4	3	4	3	3	+3.1	4	5	4*	E/P	\$11.20	
18JAN	18. 6	8.3 d	1	1	1	1	1	1	1	1	1	-7.6	1	1	1	SUS	\$ 9.90	
	19. 7	6.0 d															\$25.80	
	20. 8	6.0 d	3	3	1	5	4*	5	4*	5*	5*	+9.5	2	5	5*	E/P	\$11.80	
	21. 9																\$10.00	
		R#	dist/S	B/L	SPN	EPR	LPR	CPR	FX	COM	TS	Σ	DIF	Rep	Lep	Tpp	ESP	\$Mutual

He bet a total of 21 races; won 17. His losses are indicated. The average mutuel for all 21 races is \$12.36. That includes payoffs as low as \$3.40 with a high of \$25.80.

Now, let's put ourselves in Keith's position to determine which corollaries are foremost from the perspective of *his* handicapping. I've noted all rankings of 4 or 5. Any Prime or Supplemental Ranking over 3 is eliminated. Thus, from his handicapping* the most predictive corollaries for putting the winner in the top 3 are, in order of merit:

BL/BL	16 of 21 76%	Now if I can get him to report the AVE. BALANCE of the winners, we'll have another strong corollary.
SPN	16 of 21 76%	
COMP	15 of 21 72%	
CPR	14 of 21 67%	
Entropy	13 of 21 62%	
T.S.	13 of 21 62%	
TPP	12 of 21 60%	

For those with TOP TWO-ITIS, here are the percentages for them:

BL/BL	13 of 21 65%
SPN	12 of 21 60%
COMP	9 of 21 43%
CPR	9 of 21 43%
Entropy	8 of 21 38%
T.S.	8 of 21 38%
TPP	9 of 21 43%

From a record such as Keith's one can cross check which combination of corollaries proved most profitable. In his case the quartet of BL, SPN, COMPOSITE and ENTROPY produced the most winners and the highest payoffs. Again I must remind you: *don't* try to make this apply to YOU! Many other clients enjoy the most success with FACTOR X in concert with BL, SPN and COMP.

Keith's report does support at least three of my strongest positions taken over the past several years:

- (1) EP, SP, 2C and Factor W are no longer optimal modeling tools.
- (2) Corollaries not offered before Pace Launcher/Synthesis series are, by far, the best predictors.
- (3) Looking only at top 2 readouts is **not** very profitable. Hopefully, the results from BL/BL and our advanced PRIME and SUPP corollaries will convince clients to look beyond the TOP ranked 2 and properly utilize their corollaries and BL/BL. It is tragic to still see a number of clients making up their own report forms and resorting to some kind of preponderance-of-evidence-type report as if they were lawyers. My own attorney does extremely well with SYNTHESIS and he says preponderance of evidence, as used by many clients, is as invalid for handicapping as it is valid in a legal case.

***Reminder: All rankings and Corollary values must come from each individual's handicapping for their tracks. Neither Keith's nor anyone else's results have any bearing on you, nor should they in any way influence YOU.**

For example, you've seen how well Factor X has done for a wealth of clients. Look at Breen's report for AQU (I). Lots of 4 and 5 rankings. X at AQU (I) doesn't figure for a number of reasons I know. However, **why** is not important. What is working for each given individual is what counts. In Keith's case it was the combination of BL/BL, SPN (Sartin Pace Numbers) and Composite that kept his 2 horse win percentage in the 70's.

The main point is that this may all be changed by now. The surface of AQU (I) is almost unique. The same is true of Sportsman's in Chicago.

My strongest advice is to **stop** trying to establish a Model or, more especially, a profile. The tendency is to stick with what you *think* is your model long after it has been altered by reality.

BL/BL and Corollaries are there to **support** each other in helping you to make the proper wagering decisions. They're **not** there to make such decisions for you!

Someone once told me that he was winning pretty good, but he didn't wager more because he still lacked full confidence in his program.

That's pure B.S. I know he wasn't intentionally lying to me. But he was lying to himself. You don't wager according to your confidence in a piece of plastic inserted into a computer slot. That's not the source of confidence.

Confidence comes from within yourself. Nothing, nether man nor computer can give it to you. You must seize it for yourself through an inner level of self worth. If you don't have it, stick with \$2 bets.



NEWTONIAN PHYSICS vs QUANTUM MECHANICS

Summarizing the Difference

In Newtonian physics there is a linear continuum of positions. In horse racing these are the basic increments of the race (fractions) and a horse's position at the calls. Newton felt that *all* of physics could be described and explained by such continua. When Quantum Mechanics changed the Newtonian picture, one could no longer assume the existence of a continuum. What we have instead is matter, time and distance broken up into Quanta or indivisible chunks.

Hence the superior viability of compounded and extrapolated ratings over the numerical quantity of the progression of fractional times across the linear continuum of a race.

Another Report Card...

After several months of faithfully sending in his reports from the Pace launcher/Synthesis Wagering-Decision Chart, Bill Hillman decided to make a test to see what he had learned from filling out all those reports. Unlike the Vox Pop letter in which the writer said: "The average \$\$ Value for the #1 through 5 BL/BL positions does not mean anything to me as far as whether I am making the proper wager!

Well, all I could tell this person was that it *should* mean a *lot* to him as we will discover it does to Bill Hillman. To the rest of you it should mean the difference between winning big or barely getting by.

Over several months of wagering at the southern and northern California tracks, Bill's Corollary records indicated the he should focus on the Combined Rank of the seven COMPOUNDED FACTORS with emphasis on FACTOR X. Remember these are his records. Yours may reveal profit consistency from a combination of *other* corollaries.

Reports from all over North America show that Factor X has been strong at almost every full mile or longer track with turns that are normally wide.

You will see from Bill's written notes that he relied almost solely on COMPOUNDED ratings and FACTOR X. On four occasions he combined one of the two with SPN and Long Shot Detector.

On Friday night he missed a \$9 horse because it was ranked 5 X. Otherwise the top 3 X fortified by COMPOUNDED, and in 3 instances, SPN, were responsible for 13 wins ranging from \$7 to \$62.80. One of his 5:2 horses was bet down at the last moment and he only collected \$6.60. That happens occasionally but usually he gets at least his minimum of \$7, regardless.

Mark Cramer insists that one can make a good profit by betting only the overlays from the TOP 3 BL/BL. That may be true for Mark and those who follow discretionary directions for contender/paceline selection, but not yet for all.

Remember the directions for using BL/BL in conjunction with the Corollaries you find most viable: Bet the HIGHEST RANKED Low Odds Horse as long as it meets your MINIMUM standard. For most that's 5-2. Next bet your Highest ranked OVERLAY that meets corollary standards.

Bill's Total GROSS on the 13 horses he bet, based on just a \$2 base, was \$213.80. Counting the \$9 winner he failed to bet, his total wagers, betting 2 horses to win, again based only on \$2, was \$56.

That's a NET of \$157.80. As you might well guess, Bill does not make \$2 bets. Regardless of the amount of his actual wagers, His R.O.I, return per each dollar invested was: 1.74%

After Monday's Fifth Race, Bill's corollaries told him there would be little value in the remaining races, so he took his profits and split.

Hi Doc

Follow Up great as usual, I read your article on X Marks the Spot so I decided to put this one factor to the test this past weekend.

As you can see by the chart included here it was a great success. All races downloaded TrackMaster and handicapping rules prescribed by you - nothing else.

No odds were bet at less than 5-2 but every race is included here to prove that the power of this one factor alone.

Thank you for such a great handicapping methodology.

Sincerely,

Bill Hillman

BILL HILLMAN

DOWNLOADED FROM TRACKMASTER

Factor X = BET

WIN

BILL HILLMAN

FACE LAUNCHER - SYNTHESIS
WAGERING DECISION CHART

Hollywood Park

RACE		#1 BL/BL	#2 BL/BL	#3 BL/BL	#4 BL/BL	Best P.C.	Best S.C.	
5/22	1	\$	(62.80)	6		Comp	Fx ¹	
OUT	2	\$				—	—	
	3	\$5.40	2			Comp	Fx ¹	
	4	\$	4.00	2		SPN	Fx ¹	
	5	\$			(9.40)	6	Comp	Fx ²
	6	\$			(9.80)	8	Comp	Fx ²
5/23	7	\$		(7.20)	5		Comp	Fx ¹
	8	\$	5.00	4			Comp	Fx ²
	9	\$	3.40	5			Comp	Fx ²
	10	\$		4.60	4		Comp	Fx ¹
OUT	11	\$					—	—
	12	\$3.20	2				Comp	Fx ¹
Not Top 3 FX - OUTS	13	\$			(18.00)	9	Comp	1LSP
5/24	14	\$		(6.60)	6		Comp	Fx ³
	15	\$	5.80	4			Comp	Fx ²
	16	\$4.80	3				Comp	Fx ¹
	17	(8.40)	7				Comp	Fx ¹
	18	(9.00)	3				SPN ¹	Fx ²
	19	\$	(25.80)	4			SPN ²	Fx ³
5/25	20	\$		(11.20)	5		Comp	Fx ³

SUMMARY of Actual BETS

#1 WINS	#2 WINS	#3 WINS	#4 WINS
AVE. \$ <u>\$8.70</u>	AVE. \$ <u>\$44.20</u>	AVE. \$ <u>\$8.23</u>	AVE. \$ <u>\$12.00</u>
AVE. BAL <u>3</u>	AVE. BAL <u>4</u>	AVE. BAL <u>5</u>	AVE. BAL <u>6</u>
COMMENTS: DOWNLOADED TRACKMASTER / PL4 All Distances Surfaces			

	#1 BL/BL	#2 BL/BL	#3 BL/BL	#4 BL/BL	Best P.C.	Best S.C.
RACE						
5/25 1.	\$ 340 2				Comp	Fx ¹
2	\$ 540 5				Comp	Fx ¹
3	\$		/	(2780) 6	SPN	Fx ¹
4	\$ (800) 4				SPN	Fx ¹
5	\$	(1080) 4			Comp	Fx ²
6	\$					

SUMMARY of Actual BETS

#1 WINS	#2 WINS	#3 WINS	#4 WINS
AVE. \$ <u>8.00</u>	AVE. \$ <u>10.80</u>	AVE. \$ <u>0</u>	AVE. \$ <u>27.80</u>
AVE. BAL <u>4</u>	AVE. BAL <u>4</u>	AVE. BAL <u></u>	AVE. BAL <u>7.6</u>

Seminars & Workshops may be lots of fun, but...

they can also be overwhelming. When different techniques and theories being presented by a variety of practitioners sometimes confusing and subjective notions are expressed and taken as fact.

This Video/Audio series reveals a TRUE explanation of the Sartin Methodology TODAY, direct from its creator.

Get the straight information on TODAY's SARTIN METHODOLOGY:

- ***The mainstream myths about "Playable" Races***
- ***Contender and Paceline Selection***
- ***Pars, Variants and Class***
- ***Match up misconceptions***
- ***TODAY's Methodology IS the Matchup***

End all your concerns about Early, Presser, Sustained-Late

Pin points the Overlays that demand a wager

Learn to isolate the Lower paying horses most likely to WIN

Putting it all together...THE PSYCHOLOGY OF WINNING

One-On-One - Just you and the Doc

"This is like getting Doc Sartin to give a private seminar in my living room! It's concise in its approach, very clear and easy to follow. I like the fact that I can reinforce the info with the audios in my car. I like to listen to the Psychology tape on my way to the OTB. I really feel like I've got a much better handle on the Methodology... and unlike a seminar, I can que this up any time I need to...Thanks!"

G.F., Studio City, California

"In these videos and audios I've taken you through a proven winning procedure STEP BY STEP...Given you the ANSWERS to the questions most asked along with various OPTIONS to help you make profitable DECISIONS. But only you can make the ultimate decision that fits the key into the lock that opens the door to PROFITS!"

Doc Sartin



3 VIDEOS • 5 AUDIOS • 3 WORKBOOKS

Video #1/Audio #1
PROCEDURE and CONCEPT
with Workbook

Video #2/Audio #2 (2 audio tapes)
WINNING Step-by-Step
with Workbook

Video #3/Audio #3 (2 audio tapes)
THE PSYCHOLOGY OF WINNING
with Workbook

3 Video set - \$99.00
5 Audio set - \$60.00

O. Henry House, Inc. • 1390 E. 6th Street #5 • Beaumont, CA 92223

CLIENT RESPONSE

Maybe we should start a "Client of the Issue Club. If we'd had something like that sooner, Charles McGill from northern California would have been the first recipient. He sent us a race from Bay Meadows where the winner was number one on BL/BL and pays \$103.20. The race came with a note praising the Pace Launcher/Synthesis series with heavy emphasis on the power of Bottom Line/Betting Line.

In this issue we'll be celebrating the success of several clients, most of whom were inspired by some of the quotes I published last time from various works by noted author-expert Dick Mitchell.

Here is the Mitchell statement that got the most response:

"... When some sleazebag tells you that you can make your living on \$20 bets, plunge a dagger into his heart before he finishes his next sentence. Then go to his house and burn it down. Then go to the hall of Records and erase any trace of his existence. He's a contagion that you must stop from spreading. You'll be doing your fellow handicappers a big favor."

Dick Mitchell -

Commonsense Handicapping -

The Logical, Left-Brained Approach to Winning at the Races

I asked the simple question: "What constitutes your living???" Then I requested some response to that question from you. I got a lot.

In fairness to Mitchell, he thinks a "living" includes a hillside mansion overlooking Los Angeles, a swimming pool and a couple of late model Cadillacs. He also wrote his series of statements around 1994-1995, *before* mass Downloading and multiple track wagering at numerous sites and by telephone became the IN thing; when only Nevada, Mexico and New York provided these kinds of opportunities. Now we can wager on races from at least four tracks at dozens of sights in California alone. By 1997 only 17% of the money wagered on Thoroughbreds was done at **tracks themselves**.

However, there are still many handicappers, unfortunately even a few of our own clients, who still believe that only one or two KEY bets are available per day because they focus on only one track, thinking they have a better handle on it because of some ego-centered feeling of familiarity with its profile, jockeys, trainers, bias or whatever.

Those with whom I go to off-site centers bet primarily on the tracks in northern and southern California with some spot playing of the available Canadian track and a few Midwest and eastern races that are simulcast quite frequently.

Dick Mitchell

The very best professional players earn between 20 and 40 percent on their win bets. Most average around two prime bets per day. This means that if you're in the middle of this group of superior handicappers, your ROI will be around 30 percent. How much do you have to put through the mutuels, at a 30 percent profit rate, to earn \$100 per day? That's right—\$333. This means you must bet an average of \$167 per race!

If the accuracy of this assertion was questionable in 1995, it is even more untrue today. Those who believe in the concept of PRIME BETS are deceiving themselves into thinking that they have the ability to peruse a racing card and isolate two or three races and win enough of them to make 20 to 40% on their money by wagering an average of \$167 per race. It can be done, but not through Value betting on overlays alone. Brohamer often does it but with an average mutuel that doesn't even come close to what Mitchell calls VALUE!

With only one track offering races on which to wager, limiting oneself to an average of only two prime bets a day might be acceptable to some of the 'very best professionals'. However, under today's conditions where multiple track wagering is available practically everywhere, they should be able to find at least six prime bets per day. This would cut even Mitchell's highly inflated betting cost per race to one third of his arbitrary \$333, or \$111 per race. That's still too high for the kind of psyches I work with, but it's closer to reality than Dick's 1994-5 statement.

I've always wondered what is wrong with me that I've only met six people in all my life who will consistently risk over \$100 on a single horse race: and that includes a goodly number of Mitchell's VERY BEST PROFESSIONAL "Players!"

All I can add when reading this quote is: Thank God we're not among the "Very Best Professional Players," or for that matter, "Players" at all. Players play, hopefully we work.

I think that in all these quotes from experts we see the dangers inherent in hardcover books, not subject to constant re-editing, whose authors recommend, among other ludicrous things, stabbing people in the back and burning their homes.



Before offering some examples of the results sent by clients who agree with me and follow my guidelines without smothering their own individuality, I'm going to offer special praise to one.

Her name is Aline Best. Her "living" is a Social Security related Disability Pension. She lives in a mobile home park. Her disability allows her one of those blue cards with a picture of a wheel chair on it. I like it because when we go to the San Bernardino or Perris off-site wagering centers, we get preferred parking at no extra charge.

Aline was recommended to us as someone with bulk mailing experience. She is in charge of sorting and mailing the Follow Up. It's a part-time gig at best. When I met her she had *never* handicapped a race, could not even begin to decipher a Racing Form, and had to learn everything about picking pacelines from reading The Follow Up! She reads and re-reads it religiously, cover to cover. She studied and learned more about the art of reading the Daily Form and how to download from TrackMaster from Guy.

Go back and re-read the first Mitchell quote. It comes from a book called *Commonsense Handicapping*, sub-titled: *The LOGICAL LEFT-BRAINED Approach to Winning At The Races*. Left-Brained = Right Handed.

Aline is *left* handed!, RIGHT brain dominant.

It doesn't make any sense to her, least of all COMMON sense, to bet \$167 per race to make \$100 a day. One of her many textbook example of this came Friday eve, May 22. She had to go to a town 48 miles south of Beaumont to get a prescription available at discount only at a certain store. On the way home she stopped at the Perris Off-Site wagering center. She used the money she saved on her prescription to start her betting. Here are her results, eschewing races where there was no potential for a higher win mutuel.

She stayed at Perris only long enough to bet TWO races. The 2nd at GG and the first at HOL. The other races she would bet ahead, stopping with the 5th at GG. She's on a budget and likes to take home some money even when betting ahead.

GG0522 2 8.0 D CL 4+ F \$6,000 CP=\$6,250 PR=71

BOTTOM LINE -- BETTING LINE

PNCNAME	Ld	SR	PR	BAL	LS	ODDS	TRKDIST	M/L	DAYS	AGE	TC
P3 GLAMO1p	8	74	71	3	23.8	EVEN	GG 8.00	7/2	23	5	2
2 SHE I4	70	71	5	22.4	EVEN	BM 8.00	2/1	22	6	2	W
W 5 ENDOW3	88	71	4	19.8	2-1	BM 8.00	8/1	18	5	2	
4 ONGOI1	60	71	8	16.8	3-1	GG 8.50	5/1	15	4	2	

EX _____ TRI _____ QU _____ BET _____ WON _____

SYNTHESIS POWER RANKINGS AND FRACTALS

#	PNCNAME	LdNT	SR	PRIM		SUPP		FRACT		ESP	SCBL
				LT	SO	EL	CT	HT	FF		
1	2 SHE I4	70	1	3	3	3	2	1	2	2	3
2	3 GLAMO1p	74	2	1	1	2	1	3	1	1	1
3	4 ONGOI1	80	4	1	2	4	4	2	4	4	4
4	5 ENDOW3	88	3	2	4	1	3	4	3	3	2

FRACTALS WEIGHTED: E=Early L=Late N=Normal

2nd race - Golden Gate Fields - May 22nd, 1998
Post time: 6:49 Race Type: Claiming

Pgm	Horse Name	Win	Place	Show
5	Endowed	25.60	7.20	3.60
3	Glamour Game		4.00	2.60
2	She Is Welcome			2.40

Like so many of you, Aline's wagering skills and anxiety about losing have not caught up with her ability to select paelines and interpret readouts. Otherwise she could have collected a small fortune on these two cards of night racing. She arrived at Perris in time to start her wagers by the 2nd race at GG and the First at HOL.

Note that in this race, in choosing paelines, she went back only more than three races for one contender, SHE. This was because of one NON-COMPARABLE race in the horse's last three outings. The other horses lines are all taken from one to three races back. Initially she enters a line for practically every horse in the race. She then uses and re-uses the HIDE feature to get her races down to no more than five, or only four, as she did here.

After narrowing the field, she first looks at the top of her readout at the PR - Power Rating for the **race itself**. Then she compares that figure with the PR'S of the contenders themselves. In this race they all matched the PR of the Race: 71.

Next she circles the ONE and TWO corollary rankings of the horses she feels have ODDS high enough to be worthy of a wager. She will accept from her LOW ODDS BET a \$7 win mutuel regularly; even \$6.80 if the horse has a lot of 1's and 2's under the headings she finds most predictive by distance, surface and TIME FRAME! She focuses heavily on the TOP 2 Factor X for her Winners and a variety of other readouts - especially Counter ENERGY - for her place bets.

Though it usually works out that way, she does not LIMIT her WIN betting to the 1 & 2 Factor X horses. However, when a contender is NOT in the top 2 she looks for other compensating readouts as you will see that she did in race 5 at GG.

GLAM and ENDOW ranked 1-2 on Factor X.

Note that PLACE horse here. It's the 40% win bet. It ranks number 4 Early Pace Rating but NUMBER ONE Late. The winner ranked FIRST Early.

The Odds on SHE'S made it a NO BET, leaving ALINE with GLAMOUR and ENDOWED as her two wagers; an obvious decision.

ENDOWED won and paid \$25.60.

She didn't try for an exacta or trifecta, although she had both exotics cold. She even forgot to make a back up bet on ENDOWED. Something she corrected in the next race: The FIRST at HOLLYWOOD.

BOTTOM LINE -- BETTING LINE

PNCNAME	Ld	SR	PR	BAL	LS	ODDS	TRKDISTS	M/L	DAYS	AGE	TC
6 MIDNI1		84	83	2	22.3	EVEN	HOL 6.0D	2/1	14	3	1
1 SLEW 1		81	76	5	22.1	EVEN	SA 6.0D	4/1	47	3	1
4 GO GO3		80	76	8	21.3	8-5	SA 6.0D	20/1	19	3	1
7 TELL 1		78	83	6	18.0	5-2	HOL 7.5D	7/5	19	3	1

EX _____ TRI _____ QU _____ BET _____ WON _____

SYNTHESIS POWER RANKINGS AND FRACTALS

				L		PRIM										SUPP										FRACT				
				S	T	E	L	C	T	H	F	F			S	F	I	T	T			E	L	N	ESP	SCBL				
#	PNCNAME	LdNT	SR	P	T	R	R	R	T	E	W	X	LS	R	N	X		S	P	LS	R									
1	1 SLEW 1		81	3	2	1	2	2	2	2	1	4	14	2	2	4	2	3	2	13	2	2	2	3	EAR	1.0 2.0				
2	4 GO GO3		80	2	4	2	2	3	4	3	2	1	17	3	3	1	3	4	3	14	3	3	4	4	EAR					
3	6 MIDNI1		84	1	1	4	1	1	1	1	3	2	13	1	1	2	1	1	1	6	1	4	1	1	E/P					
4	7 TELL 1		78	4	3	3	3	4	3	4	4	3	24	4	4	3	4	2	2	15	4	1	3	2	EAR					

WITH MIDNI1 FRACTALS WEIGHTED: E=Early L=Late N=Normal
SCRATCHED

BOTTOM LINE -- BETTING LINE

PNCNAME	Ld	SR	PR	BAL	LS	ODDS	TRKDISTS	M/L	DAYS	AGE	TC
1 SLEW 1 B		81	76	3	24.0	EVEN	SA 6.0D	4/1	47	3	1
4 GO GO3 B		80	76	6	23.1	<u>EVEN</u>	SA 6.0D	20/1	19	3	1
7 TELL 1 (AN)		78	83	3	21.8	8-5	HOL 7.5D	7/5	19	3	1

@.051

EX _____ TRI _____ QU _____ BET _____ WON _____

SYNTHESIS POWER RANKINGS AND FRACTALS

					PRIM										SUPP										FRACT				
#	PNCNAME	LDNT	SR	LST		EPR	LPR	CTPR	HET	FW	FX	LS	R	SPN	FX	IT	TP	LS	R	E	L	N	ESP	SCBL					
1	1	SLEW 1	81	2	1	1	1	1	1	1	3	9	1	1	3	1	2	1	8	1	2	1	2	EAR EAR EAR	1.0				
2	4	GO GO3	80	1	3	2	1	2	3	2	2	1	13	2	2	1	2	3	10	2	3	3	3						
3	7	TELL 1	78	3	2	3	2	3	2	3	3	2	18	3	3	2	3	1	1	10	2	1	2			1			

FRACTALS WEIGHTED: E=Early L=Late N=Normal

Friday, May 21, 1999. 22nd day of a 67-Day Meeting

1184—FIRST RACE. 6 Furlongs. Purse \$38,000. 3-year-olds. Claiming prices \$28,000-\$18,000.

Index	Horse and Jockey	WL	PP	ST	1/4	1/2	3/4	Str.	Fin.	To \$1
1088	Go Go Edna, F Valenzuela	118	4	3	53%	51%	-	31	1st	30.40
1089	Star O'Light, G Stevens	115	5	6	6	6	-	42%	24th	6.10
(8831)	Slew O'War, J Gonzalez	110	1	4	11	1st	-	2nd	3rd	2.40
1096	La Pinta De Luc, M Garcia	113	2	5	2 1/2	2nd	-	1st	4th	12.80
1098	Tell All Terry, K Desormeaux	117	6	1	3rd	4th	-	5th	53%	0.60
1099	Noble Kalam, J Valdivia Jr	115	3	2	4 1/2	31	-	6	6	18.50
Scratched — Michele Wachman										
4	GO GO EDNA				62.00	18.00				6.00
5	STAR O'LIGHT									3.00
1	SLEW O WAR									3.20

Off: 7:08 Time: :22.1 :46.3 :58.2 1:11 4/5, Track: Clear & Fast. Winner-dbb.g.3 FR To Fight-Smiffend Tower. Tr-Jose, L Jimenez Own-Justin Ohg. Mutuel Pool \$212,327. Exacts Pool \$185,465. Quinella Pool \$25,541.

\$2 EXACTA (4-5) PAID \$274.00

\$2 QUINELLA (4-5) PAID \$104.00

This is a six horse race. As we all know, most experts, including Andy Beyer, say there's no profit in such short fields. It started out a seven horse race but MIDNIGHT WATCHMAN was scratched, so ALINE had to hide the horse and refigure the race.

TELL was the LESS than Even-Odds Favorite, so she was left with SLEW and GO GO as her bets. GO GO won and paid \$62.80. After making her win bets she remembered my injunction to back up such long shots to place and show. She did so and brought those, and her ensuing tickets home to show me. I asked why she didn't also bring back her big win tickets. She said she needed the cash for over the holiday weekend but if anybody doubted her she'd hit them with her purse.

Here is her proof that she-backed GO GO to Place & Show:

SCOTWINC LAKE PERRIS
8000F-9533-E631
Race 1 22-May-98 22
HOLLYWOOD
PLACE SHOW
4
2 BETS, TOTAL
6885 W: 104110
22May98 18:34:48
8000F-9533-E631
==
==
==
==
==
==
==
==

As I did with Dennis Mikkelson's tickets last issue, I blacked out the amounts bet and received at Aline's request. She's only allowed to make so much over her disability benefits, so we don't want to call attention to her profits; although, knowing her, I'm sure when the time comes she'll pay the IRS penalty.

I can assure you ONE thing, she bet less than \$20 a race. But, even had she made only \$2.00 bets she's already grossed \$26.40+ \$62.80 + \$18 + \$6.60 Total: \$113.80. Based on a \$2.00 scale she would have wagered a total of \$12.00 on the two races. That's a net profit of \$101.80. While her individual bets were more than \$2.00, she never bet more than \$20 a race. Already she's burned holes in several pages in the best-sellers by Dick Mitchell; and we have a few more races to go.

In today's racing you get only so many double digit mutuels per card. In the THIRD at GG, Aline found no double digit overlay looming on the horizon. She was anxious to get home before total darkness so she bet a full cost Three Horse Box Exacta (per instruction) on the TOP 3 rated horses. It only paid \$24.80. A weeks groceries for one on disability.

GG0522 3 8.5 D CL 4+ F \$8,000 CP=\$8,000 PR=76 TC=2

BOTTOM LINE -- BETTING LINE

PNCNAME	Ld	SR	PR	BAL	LS	ODDS	TRKDIST	M/L	DAYS	AGE	TC	
3 MAJES2	76	73	2	24.0	EVEN	GG 8.5D	2/1	8	6	2		<u>W</u>
2 SO CR2	75	76	5	22.5	EVEN	GG 8.0D	7/2	7	5	2		
6 KRIST3	70	76	6	21.1	8-5	TUP 8.0D	6/1	26	7	5		<u>P</u>
1 BOO'S2	70	76	7	17.3	5-2	GG 8.0D	6/1	15	4	2		

EX _____ TRI _____ QU _____ BET _____ WON _____

SYNTHESIS POWER RANKINGS AND FRACTALS

PRIM																											SUPP										FRACT			ESP		SCBL
#	PNCNAME	LdNT	SR	L	T	E	L	C	T	H	F	F		LS	R	S	P	X	I	T	T		LS	R	E	L	N															
1	1 BOO'S2	1	70	4	3	2	4	3	4	4	4	3	24	4	4	3	4	3	4	3	4	18	4	3	4	4	4	S/P	1.0													
2	2 SO CR2	1	75	3	2	1	3	2	3	3	2	1	15	2	2	1	3	2	2	10	2	1	2	3	1	2	3	S/P														
3	3 MAJES2		76	(1)	(1)	(1)	(2)	(1)	(1)	(1)	(1)	(2)	9	(1)	(1)	(2)	(2)	(1)	(1)	7	(1)	2	1	1	2	1	1	S/P														
4	6 KRIST3		70	(2)	4	3	(1)	3	(2)	(2)	3	4	18	3	3	4	(1)	4	3	15	3	4	3	(2)	4	3	(2)	SUS	5.0													

FRACTALS WEIGHTED: E=Early L=Late N=Normal

INCREMENTAL PACE GRAPH

#	PNCNAME	1F	2F	3F+TOTAL PACE
1	1 BOO'S2	2->	3->	4->
2	2 SO CR2	1->	2->	2->
3	3 MAJES2	3->		1-> W
4	6 KRIST3	4->	2->	3-> P

3rd race - Golden Gate Fields -- May 22nd, 1998


Pgm	Horse Name	Win	Place	Show
# 3	Majestic Queen	5.20	3.20	2.40
# 6	Kristin Nicole		4.80	2.80
# 4	Spectacular Jenna			2.40

Also ran:

5 - Cominundone 1 - Boo's Joan

Scratched horses: So Crafty

Pick 3 2-5-3 347.80
 Exacta 3-6 ✓ 24.80


SCOTWINC LAKE PERRIS
 93410-7F91-E631
 Race **3** 22-May-98 22
GOLDENGATE

EXACTA BOX
2,3,6

6 BETS, TOTAL

 6885 W: 104110 18:41:31
 22May98
 93410-7F91-E631
 ==--==--==--==--==
 ==--==--==--==--==
 ==--==--==--==--==
 ↓ ↓

LATE/EARLY DIFFERENCE GRAPH

#	PN	NAME	Ld	N	T	LATE	EARLY	TOTAL	R
1	1	BOO'S2	1	-2.5		+		162.50	3
2	2	SO CR2	1	-3.5		--+		167.50	2
3	3	MAJES2		-5.5		W-+		169.50	1
4	6	KRIST3		-15.8		+		162.50	3
		COUNTER ENERGY				+			

She used the Early-Late difference graph to ascertain that KRIST was destined to at least place. While ALL FOUR contenders ran somewhat Late, (a fairly constant phenomenon since the first strikes by El Niño), the one whose Energy is MOST Counter to the others is KRIST.

GG0522 5 6.0 D CL 4+ F \$6,000 CP=\$6,250 (PR=69) TC=2

BOTTOM LINE,-- BETTING LINE

PNCNAME	Ld	SR	PR	BAL	LS	ODDS	TRKDISTS	M/L	DAYS	AGE	TC	
7 GOLD 1 B	78	71	4	23.3	EVEN	GG	6.00	8/1	12	4	2	OW
6 ALL E1 B	77	71	5	19.9	2-1	GG	6.00	2/1	23	4	2	# 9 ⁴⁰
3 FORAF1	76	71	7	16.5	3-1	GG	6.00	9/5	23	4	2	
6 BABYL1 ^{RS}	74	75	6	16.3	3-1	GG	6.00	10/1	47	4	2	4 ⁸⁰ 2 ³ 4 ⁰
1 NIKKI1	74	71	8	13.5	4-1	GG	6.00	15/1	23	4	2	

EX TRI QU BET WON

SYNTHESIS POWER RANKINGS AND FRACTALS

#	PNCNAME	LdNT	SR	L T		PRIM										SUPP					LS R		FRACT			ESP		SCBL
						E	L	C	T	H	F	F	X	LS	R	S	F	I	T	T			E	L	N			
1	1 NIKKI1	1	74	2	5	5	1	4	6	3	5	4	2	7	5	6	4	6	3	3	20	4	5	4	3	EAR	2.0	2.0
2	3 FORAF1	1	76	5	3	1	5	3	4	5	3	3	2	4	3	3	3	4	3	4	17	3	1	5	5	EAR		
3	5 BABYL1	1	74	3	4	4	3	5	3	4	4	2	5	4	4	4	2	3	2	2	13	2	4	2	2	EAR		
4	6 ALL E1	1	77	1	2	2	4	2	1	2	1	5	1	7	2	2	5	2	2	2	13	2	3	3	4	EAR		
5	7 GOLD 1	1	78	4	1	3	2	1	2	1	2	1	1	1	2	1	1	1	1	1	5	1	2	1	1	E/P	2.0	

FRACTALS-WEIGHTED: E=Early L=Late N=Normal

5th race - Golden Gate Fields - May 22nd, 1998

Pgm	Horse Name	Win	Place	Show
# 6	All Exclusive	9.20	4.20	2.80
# 5	Babyletsrocknroll		4.80	3.40

SCOTWMC LAKE PERRIS

B2910-8091-E631

Race 5 22-May-98 22 GOLDENGATE

WIN

1 BET, TOTAL

6005 H: 104110 18:41:52

B2910-8091-E631

1 2 3 4 5 6 7 8 9 10 11 12 13 14 15 16 17 18 19 20 21 22 23 24 25 26 27 28 29 30 31 32 33 34 35 36 37 38 39 40 41 42 43 44 45 46 47 48 49 50 51 52 53 54 55 56 57 58 59 60 61 62 63 64 65 66 67 68 69 70 71 72 73 74 75 76 77 78 79 80 81 82 83 84 85 86 87 88 89 90 91 92 93 94 95 96 97 98 99 100

SCOTWMC LAKE PERRIS

3DC10-9095-E631

Race 5 22-May-98 22 GOLDENGATE

WIN

1 BET, TOTAL

6005 H: 104110 18:41:57

3DC10-9095-E631

1 2 3 4 5 6 7 8 9 10 11 12 13 14 15 16 17 18 19 20 21 22 23 24 25 26 27 28 29 30 31 32 33 34 35 36 37 38 39 40 41 42 43 44 45 46 47 48 49 50 51 52 53 54 55 56 57 58 59 60 61 62 63 64 65 66 67 68 69 70 71 72 73 74 75 76 77 78 79 80 81 82 83 84 85 86 87 88 89 90 91 92 93 94 95 96 97 98 99 100

SCOTWMC LAKE PERRIS

16210-A051-E631

Race 5 22-May-98 22 GOLDENGATE

PLACE

5 SHOW

2 BETS, TOTAL 6005 H: 104110 18:42:17

16210-A051-E631

1 2 3 4 5 6 7 8 9 10 11 12 13 14 15 16 17 18 19 20 21 22 23 24 25 26 27 28 29 30 31 32 33 34 35 36 37 38 39 40 41 42 43 44 45 46 47 48 49 50 51 52 53 54 55 56 57 58 59 60 61 62 63 64 65 66 67 68 69 70 71 72 73 74 75 76 77 78 79 80 81 82 83 84 85 86 87 88 89 90 91 92 93 94 95 96 97 98 99 100

She bet GOLD and ALL EXCLUSIVE to Win. Since she wasn't around to see the changing odds, she took a flyer on BABY to Place and Show. Its Morning Line was 10-1 plus it had a #2 Ranking in Factor X and its PR of 75 was SIX higher than the PR for the race. Her thinking was correct. Unfortunately the horse only paid \$4.80 and \$3.40. Net, based on just \$2 wagers: \$4.20.

It's no secret that I DO NOT go through the mechanics of downloading personally. I take Shane's or Guy's or Aline's, or all three of their TrackMaster download readouts to the off-site wagering center. I buy a Racing Form just in case one of them may have overlooked a winner or a high paying Place potential -OR, if they Projected or Extracted any contenders from lines already adjusted via the TrackMaster Download.

Don't Project or Xtract lines just because they are there. Save that for climbing Mt. Everest.

Here are a few more of Aline's triumphs:

6

Golden Gate Fields

6 Furlongs (1:07) ALLOWANCE, Purse \$30,000 (includes up to \$5,000 for Cal-breds). 4-year-olds and upward which have not won \$3,000 once other than maiden, claiming or starter. Weight, 119 lbs.

(6 FURLONGS)

Classical Slew

Owens: Frances Lee & Shannon Mary

CASTRO J M (43 7 6 4 .16) 1996(212 30 .16)

10Apr96-7GC 1st 6f :22.1 :45 :57 1:09.1 4th 3200m 1x
20Feb96-8M 1st 1 1/4 :22.1 :45 :57 1:09.1 4th 3200m 1x
12Feb96-5M 1st 1 1/4 :22.1 :45 :57 1:09.1 4th 3200m 1x
Claimed from Hollendorfer Jerry, Hollendorfer Jerry Trainer
30Jan96-5A 1st 1 1/4 :22.1 :45 :57 1:09.1 4th 3200m 1x
Claimed from Molesty Irwin, James Martin F Trainer
3Jan96-5A 1st 1 1/4 :22.1 :45 :57 1:09.1 4th 3200m 1x
20Nov95-3M 1st 7f :22.1 :45 :57 1:09.1 4th 3200m 1x
Previously trained by Arcuate Dan
10Nov95-3M 1st 7f :22.1 :45 :57 1:09.1 4th 3200m 1x
Previously trained by Headley Bruce
30Oct95-5A 1st 1 1/4 :22.1 :45 :57 1:09.1 4th 3200m 1x
20Oct95-5A 1st 1 1/4 :22.1 :45 :57 1:09.1 4th 3200m 1x
Claimed from J & L Thoroughbred Racing, Gaines Carlo Trainer
25Jan96-5M 1st 7f :22.1 :45 :57 1:09.1 4th 3200m 1x

Ch. g. 5
Sire: Grisman Slew (Southwest Slew)
Dams: Anna Allen (Start Writer)
Tr: Raymond M. & Mrs. Allen J (Wash)
Tr: Utley Group (12 0 1 1 .00) 50(31 6 .12)

78 8 6 7 1/2 3 1/2 3 1/2 Castro J M
81 4 2 1 1/2 2 1/2 2 1/2 Loper A D
87 3 3 2 1 1/2 1 1/2 1 1/2 Base RA
76 9 9 8 1/2 2 1/2 2 1/2 Flores D R
81 9 10 10 1/2 2 1/2 2 1/2 Flores D R
72 8 2 3 1 1/2 1 1/2 1 1/2 Hunter M T
71 4 3 7 1/2 7 1/2 7 1/2 Hunter M T
44 2 8 7 1/2 4 1/2 4 1/2 Flores D R
59 1 4 5 1/2 4 1/2 4 1/2 Stevens G L
78 3 1 1 1/2 2 1/2 2 1/2 Loper A D

Lifetime Record: 15 3 3 2 148,905									
1996	5	2	1	0	\$19,275	Turf	1	0	0
1997	10	1	2	2	\$38,600	Wet	1	0	0
06	3	1	0	1	\$17,000	Dirt	1	1	2
L 119									
10 19 16 24.00	00-13	Ketchum 119	Midnight Louie 119	Scanner 119					Horally 10
10 19 16 3.70	00-14	Loral Premier 117	Vin Sec 117	Hottelville 117					Weakened 7
10 16 6 1.20	04-21	Classical Slew 116	Almost Frozen 116	Gift Box 116	Jewels 116				Closed well 7
10 18 6 4.00	75-22	Planters Punch 116	Classical Slew 116	Superb Idea 116					Finished well 12
10 16 6 6.70	78-20	Classical Slew 116	Rebelle 116	Cool Freddie 116					Wide, just up 10
10 17 6 1.30	85-10	Slay Because 117	On The Rocks 117	Fernco 117	117				Duried, weakened 8
10 17 6 5.00	79-20	Double Swing 119	On The Rocks 117	Hert Of The Storm 119					Mild late bid 7
10 17 6 10.00	89-14	Steele 119	Holly Roll 119	Roll Of The Dice 117					Inside, weakened 10
10 17 6 2.50	78-09	Win And Hold 117	N. M. M. 117	Zimbo 117	117				Logged out turn 8
10 18 6 8.00	92-06	Ab Force 116	Classical Slew 116	Cap Ranger 119					Second best 9

Scanner

Owens: Geoffrey Frank J

LOPEZ A D (50 6 12 6 .10) 1996(263 30 .10)

10Apr96-7GC 1st 6f :22.1 :45 :57 1:09.1 4th 3200m 1x
17Mar96-10M 1st 1 1/4 :22.1 :45 :57 1:09.1 4th 3200m 1x
19Feb96-10M 1st 1 1/4 :22.1 :45 :57 1:09.1 4th 3200m 1x
16Feb96-10M 1st 1 1/4 :22.1 :45 :57 1:09.1 4th 3200m 1x
10Apr96-7GC 1st 6f :22.1 :45 :57 1:09.1 4th 3200m 1x
20Oct95-6GC 1st 6f :22.1 :45 :57 1:09.1 4th 3200m 1x
23Oct95-6GC 1st 6f :22.1 :45 :57 1:09.1 4th 3200m 1x
Previously trained by Greenman Walter
30Oct95-6M 1st 6f :22.1 :45 :57 1:09.1 4th 3200m 1x
11Sep95-6M 1st 6f :22.1 :45 :57 1:09.1 4th 3200m 1x
15Feb96-5A 1st 1 1/4 :22.1 :45 :57 1:09.1 4th 3200m 1x

Ch. g. 4
Sire: Scylla (Hudson)
Dams: Whynot (St. Louis)
Tr: Whynot (St. Louis)
Tr: Lashburne (11 0 3 2 .00) 50(17 10 .12)

79 3 4 3 1/2 7 1/2 7 1/2 Loper A D
80 6 1 2 1 1/2 1 1/2 1 1/2 Loper A D
80 3 4 3 1/2 2 1/2 2 1/2 Loper A D
91 3 1 2 1 1/2 2 1/2 2 1/2 Loper A D
91 3 2 3 1/2 2 1/2 2 1/2 Feliciano R
86 4 1 5 1/2 3 1/2 3 1/2 Feliciano R
73 7 4 6 1/2 3 1/2 3 1/2 Loper A D
49 1 6 6 1/2 7 1/2 7 1/2 Carr D
81 8 6 7 1/2 7 1/2 7 1/2 Espinoza V
72 8 4 6 1/2 7 1/2 7 1/2 Ramonney E

Lifetime Record: 11 1 3 3 942,705									
1996	5	1	3	1	\$33,000	Turf	0	0	0
1997	6	0	0	2	\$9,705	Wet	5	0	3
06	4	0	1	2	\$14,025	Dirt	10	1	2
L 119									
10 19 6 12.00	00-13	Ketchum 119	Midnight Louie 119	Scanner 119					Wide late bid 10
10 19 6 1.40	91-10	Scanner 119	Chance To Riot 119	Secret R. 119	119				Steady handling 6
10 19 6 1.30	72-32	Chateau Bob 119	Scanner 119	The Train 119					Second best 5
10 19 6 1.10	93-15	Platonehouse 119	Scanner 119	The Train 119					Finished gamely 5
10 19 6 6.00	91-12	Pink Flamingo 119	Scanner 119	Benji 119					Finished well 5
10 18 6 22.00	92-12	C. M. 117	Pink Flamingo 119	Scanner 119					Even try 6
10 16 6 23.00	85-16	Phantom 116	Belger Parley 116	C. M. 117					Showed little 11
10 16 6 5.30	75-10	But Of The 116	Lord 116	116					Brief speed 8
10 16 6 4.30	80-06	Reel 116	Brady Ambassador 116	116					Wide 2nd turn 9
10 16 6 10.00	89-12	Thorn 116	116	116					Flooded out 1/2 9

Midnight Louie

Owens: Martin L. & Shadinger James A

MEZA R G (76 10 12 17 .14) 1996(340 30 .17)

10Apr96-7GC 1st 6f :22.1 :45 :57 1:09.1 4th 3200m 1x
25Mar96-7M 1st 1 1/4 :22.1 :45 :57 1:09.1 4th 3200m 1x
Claimed from Belisari & Bertolucci & Partners, Moray William J J Trainer
20Feb96-7M 1st 1 1/4 :22.1 :45 :57 1:09.1 4th 3200m 1x
28Jan96-5M 1st 1 1/4 :22.1 :45 :57 1:09.1 4th 3200m 1x
Claimed from Mene Donna & Noble Allen, McClain G M Trainer
7Jan96-6GC 1st 6f :22.1 :45 :57 1:09.1 4th 3200m 1x
6Oct95-7GC 1st 6f :22.1 :45 :57 1:09.1 4th 3200m 1x
26Oct95-6M 1st 1 1/4 :22.1 :45 :57 1:09.1 4th 3200m 1x
10Oct95-6M 1st 1 1/4 :22.1 :45 :57 1:09.1 4th 3200m 1x
9Sep95-6M 1st 6f :22.1 :45 :57 1:09.1 4th 3200m 1x
11Aug95-5M 1st 5f :21.1 :44 :56 1:08 4th 3200m 1x

Ch. b. or br. g. 4
Sire: Son of Berkeley (Berkeley)
Dams: Guy D. (Yonkers 1997)
Tr: Thom (Wash)
Tr: Roberts Group (0 0 2 0 .00) 50(31 1 .00)

92 4 2 1 1/2 2 1/2 2 1/2 Meza R G
73 5 2 2 1/2 2 1/2 2 1/2 Meza R G
89 5 4 6 1/2 3 1/2 3 1/2 Base RA
75 3 3 3 1/2 2 1/2 2 1/2 Base RA
88 3 5 6 1/2 3 1/2 3 1/2 Base RA
82 1 7 3 1/2 3 1/2 3 1/2 Carr D
76 6 5 3 1/2 2 1/2 2 1/2 Base RA
73 4 8 6 1/2 3 1/2 3 1/2 Carr D
78 1 7 7 1/2 7 1/2 7 1/2 Carr D
72 4 2 2 1/2 3 1/2 3 1/2 Carr D

Lifetime Record: 13 1 5 0 529,702									
1996	9	0	3	0	\$15,425	Turf	1	0	0
1997	7	1	2	0	\$14,357	Wet	2	0	1
06	3	0	2	0	\$12,275	Dirt	9	1	4
L 119									
10 19 6 32.00	92-13	Ketchum 119	Midnight Louie 119	Scanner 119					Good try 10
10 17 6 6.00	88-11	B. Mr. Lucky 117	Hottelville 117	Secret Of Fanny 117					Cave may 6
10 19 6 4.50	77-19	Flashy Finish 119	Beckins Band 119	Ketchum 119					Off slowly 10
10 17 6 2.70	86-12	Basin City 117	Midnight Louie 117	Eternal Order 117					Wide turn 8
10 17 6 2.20	88-13	Ketchum 119	Midnight Louie 117	Cousin Jim 119					Rollled wide drive 6
10 17 6 12.00	85-13	Good Runner 119	Flashers Cove 117	Bank Of Bad Habits 116					Even try 8
10 17 6 3.30	76-23	Doggy 117	Midnight Louie 117	Juliano One 117					Wide trip 6
10 17 6 15.00	88-12	Country Kayer 117	Kristopher Kross 117	Petes Ale 117					Far wide drive 8
10 17 6 11.00	91-06	Judyredsticker 117	Zero Henry 117	Country Kayer 117					Outrun 7
10 18 6 23.00	96-07	Cap Ranger 116	Delecia Road 116	Twice Capable 116					Cave may 6

Fletcher's Cove

Owens: Pargo Joe & Jada

DELGADILLO A (78 8 11 10 .11) 1996(367 30 .14)

1Apr96-7GC 1st 6f :22.1 :45 :57 1:09.1 4th 3200m 1x
22Mar96-6M 1st 1 1/4 :22.1 :45 :57 1:09.1 4th 3200m 1x
12Mar96-3M 1st 1 1/4 :22.1 :45 :57 1:09.1 4th 3200m 1x
20Feb96-7M 1st 1 1/4 :22.1 :45 :57 1:09.1 4th 3200m 1x
30Jan96-6M 1st 1 1/4 :22.1 :45 :57 1:09.1 4th 3200m 1x
20Oct95-7GC 1st 6f :22.1 :45 :57 1:09.1 4th 3200m 1x
18Oct95-7GC 1st 6f :22.1 :45 :57 1:09.1 4th 3200m 1x
12Nov95-6M 1st 6f :22.1 :45 :57 1:09.1 4th 3200m 1x
Claimed from Garber Gary M, Cross David C J Trainer
11Sep95-7M 1st 6f :22.1 :45 :57 1:09.1 4th 3200m 1x
30Aug95-5M 1st 5f :22.1 :44 :56 1:08 4th 3200m 1x

Ch. g. 4
Sire: Alford (Mr. Prospector)
Dams: Alford (Mr. Prospector)
Tr: Alford (Mr. Prospector)
Tr: Pargo (0 2 2 2 .00) 50(30 10 .17)

83 1 1 3 1/2 3 1/2 3 1/2 Delgadillo A
— 4 1 1 1/2 1 1/2 1 1/2 Delgadillo A
89 2 1 1 1/2 1 1/2 1 1/2 Delgadillo A
48 2 8 8 1/2 10 1/2 10 1/2 Loper A D
51 3 6 3 1/2 7 1/2 7 1/2 Gonzalez R M
89 5 4 2 1/2 2 1/2 2 1/2 Gonzalez R M
85 3 5 4 1/2 3 1/2 3 1/2 Gonzalez R M
46 1 5 2 1/2 4 1/2 4 1/2 Desormeaux K J
86 1 3 4 1/2 5 1/2 5 1/2 Flores D R
58 2 5 4 1/2 4 1/2 4 1/2 Desormeaux K J

Lifetime Record: 18 2 2 3 536,205									
1996	5	1	0	1	\$16,000	Turf	1	0	0
1997	7	0	2	0	\$15,320	Wet	4	1	1
06	3	0	2	1	\$15,100	Dirt	12	2	2
L 119									
10 16 6 12.50	04-17	Mc Fly 116	Medo Plan 121	Fletcher's Cove 116					Inside throughout 6
10 19 6 10.00	— 8	Excellent Boy 119	O C Express 119	Exit To Rio 119					Stopped, raced 11
10 17 6 2.00	95-09	Fletcher's Cove 117	Basin City 117	Dodged A Bullet 117					Held gamely 6
10 19 6 19.00	89-19	Flashy Finish 119	Beckins Band 119	Ketchum 119					Fractions gate 10
10 19 6 6.00	88-10	Shyral 119	Ketchum 119	Br. Billy Ray 119					Outrun 7
10 17 6 3.00	93-12	Phantom 116	Fletcher's Cove 117	Bank Of Bad Habits 117					Just missed 7
10 17 6 11.00	87-13	Good Runner 119	Fletcher's Cove 117	Bank Of Bad Habits 117					Rollled wide drive 8
10 16 6 4.00	75-11	Wilder 116	Footsteps in the Hall 116	Transport 116					Inside, gave way 6
10 16 6 1.00	85-07	Jazz In The Knight 116	Chief Arlos 116	Yaffetcha 116					Logged out 4-1/2 6
10 16 6 31.00	77-09	Golden Bronze 117	Corum 117	Shorten Sail 117					Wide into lane 9

GG0426 6 6.0 D AL 4+ \$38.400 PR=83
 BOTTOM LINE -- BETTING LINE
 PN CNAME Ld SR PR BAL LS ODDS TRKDISTS M/L
 3 7MIDN11 90 83 3 24.3 ➔ EVEN GG 6.00 7/2
 P2 SCANN2 85 81 8 20.6 ➔ 7-5 DM 6.00 5/2 P
 W8 LORD 2 86 83 3 19.0 ➔ 2-1 GG 6.00 15/1 W
 1 CLASS1 85 83 6 16.3 3-1 GG 6.00 15/1
 7 EISHI3 83 77 10 13.5 4-1 DM 6.00 3/1

SYNTHESIS POWER RANKINGS AND FRACTALS

CONCRETE POWER PLANT																PRIM					SUPP															
NH	PNCNAME	LDNT	SR	U L T			PRIM			SUPP			FRACT			ESP	SCBL	E	L	P	T	H	F	W	X	S	P	X	T	S	T	P				
				A	L	P	L	S	R	L	S	R	E	L	N																					
1	1 CLASS1	1	85	6	4	3	25	3	16	4	3	3	3	S/P	2.0	5	2	3	4	4	4	3	4	3	4	2	3	4	2	3	4	2	3			
2	2 SCANN2		85	8	2	4	20	2	15	3	4	4	4	PRE	4.0	3	3	3	2	2	3	4	2	4	2	4	2	3	4	2	3	4	2	3		
3	3 7MIDN11	-1	90	3	3	2	8	1	5	1	1	1	1	S/P	1.0	1	1	1	2	1	1	1	1	1	1	1	1	1	1	1	1	1	1	1		
4	4 7 EISHI3		83	10	1	5	27	4	24	5	5	5	5	PRE	4.0	4	5	4	1	3	5	5	5	5	5	5	5	4	5	4	5	4	5	4	5	
5	5 8 LORD 2		86	3	5	1	20	2	11	2	2	2	2	PRE		2	4	2	3	5	2	2	3	2	3	1	2	3	1	2	3	1	2	3	1	2

FRACTALS WEIGHTED: E=Early L=Late N=Normal

Handicapping Central

6TH Race Track Fast

6 FURLONGS. 4-year-olds & up Allowance Purse \$38,400 Value to winner \$17,600

#	Horse	Jockey	Win	Place	Show
8	Lord Blessington	Chaves N J	60.80	19.00	8.80
2	Scanner	Lopez A D		6.40	3.80
6	For Petes Sake Run	Warren R J Jr			10.40
Times:			:22	:57 ²	1:10 ²

SIXTH RACE

Golden Gate

APRIL 26, 1988

6 FURLONGS. (LW) ALLOWANCE. Purse \$38,400 (includes up to \$5,000 for Cal-breds). 4-year-olds and upward which have not won \$2,000 since other than maiden, claiming or starter. Weight, 118 lbs.

Value of Race: \$38,400 Winner \$17,600; second \$4,000; third \$3,000; fourth \$2,000; fifth \$1,000. Mutuel Pool \$232,870.00 Exacta Pool \$188,030.00 Quinella Pool \$22,230.00 Trifecta Pool \$101,530.00

Last Raced	Horse	M/E	A	Wt	PP	St	%	%	Str	Fin	Jockey	Odds \$1	
11/26/87	Lord Blessington	L	B	4	119	8	8	63	9th	21	8	Chaves N J	25.40
10/4/87	Scanner	L	B	4	119	2	2	41	42	11	24	Lopez A D	5.80
10/4/87	For Petes Sake Run	L	B	6	119	6	7	9th	63	84	3rd	Warren R J Jr	24.80
10/4/87	Classical Slew	L	B	5	119	1	4	2nd	3rd	51	41	Castro J M	10.50
10/4/87	Midnight Louie	L	B	4	119	3	1	3rd	22	3rd	51	Meza R Q	3.80
9/4/87	Eishin Masamune-JPLB	L	B	4	119	7	3	1st	1st	4th	6th	Baze R A	1.40
31/1/87	Search Master	L	B	5	119	9	8	72	75	84	7th	Gonzalez R M	7.70
28/1/87	Jalisco One	L	B	4	119	5	6	9	81	7th	8th	Arriga J	30.10
4/4/87	Fletcher's Cove	L	B	4	119	4	9	81	9	9	9	Delgadillo A	5.50

OFF AT 3:22 Start Good For All But FLETCHER'S COVE. Won driving. Time, :22, :44, :57, 1:10² Track fast.

\$2 Mutuel Prices:
 1-LORD BLESSINGTON 60.80 19.00 8.80
 2-SCANNER 6.40 3.80
 6-FOR PETES SAKE RUN 10.40
 \$1 EXACTA 8-2 PAID \$28.30 \$2 QUINELLA 2-8 PAID \$216.00 \$1 TRIFECTA
 8-3-6 PAID \$2,634.00

Aline Best's handicapping and overlay betting may soon become legend. In early March I received a letter from Mark Cramer. Here is the salient portion:

Here's my idea. I'm enclosing a check of \$100 for 50 \$2 research bets. What I hope you can do is, using the Bottom Line/Betting Line program, invest \$2 on each overlay that comes up on your program, for a total of 50 bets. This includes multiple win betting, of course. For example, if the top and third choices are overlays but the second program choice is an underlay, then my C&O research money would be bet on the first and third computer choices. Or if only a second choice were an overlay, then I'd have \$2 to win on that horse. You'd use the parameters that are found in your instructions.

We're taking a chance, since 50 races might be too short a sample. But I'm 95% convinced that it will show a profit. Even if the profit is only 10%, it's an automatic bet, something that horse investors long for,

Your friend and fan,



Mark Cramer

Mark intends to write a two part article for the C&O Report about the results of TWO such experiments, so I won't scoop him beyond telling you a few basic facts.

First I endorsed Mark's \$100 check over to Aline and let her do the work in carrying out Mark's research. I wouldn't abandon my principles by encouraging ANYONE to bet just ONE horse so, as I explained to Mark, he'd only get 25 races @\$4 for his \$100.

I received his check - he was in Bolivia at the time - on March 4.

Aline started her betting on March 7. By March 17, she had made back Mark's \$100, plus \$265 profit. She was still about 6 races short of 25. After a couple of day at San Bernardino she added \$81 profit to the pot. A net profit of \$346 or 345%.

Bear in mind THIS research had to be confined to TWO DOLLAR Bets on OVERLAYS ONLY, as per Mark's instructions in the letter.

INSPIRATION FOR THE \$2 BETTOR ,

MARK J. CRAMER
MARTHA A. CRAMER

90-7005/3272 711
1037023138

DATE FEB 19, 1998

PAY TO THE ORDER OF HOWARD SARTIN \$ 100.00
ONE HUNDRED DOLLARS

GLENDALE FEDERAL BANK
VALERIEA OFFICE #105
23754 VALERIEA BLVD.
VALERIEA, CALIF. 91319
1-800-469-6708

MEMO RESEARCH Mark Cramer

⑆322270055⑆⑆037023138⑆07⑆⑆

4296

INLAND EMPIRE INSTITUTE
HOWARD G. SARTIN, PH.D.
10590 BLUFF RD.
BANNING, CA 92220

DATE March 18, 1998 90-7005/3272

PAY TO THE ORDER OF MARK CRAMER \$ 365.20
Three hundred sixty-five and 20/100 DOLLARS

California State Bank
391 East Ninth Street, Banning, California 92220

⑆004296⑆ ⑆122237603⑆ 893⑆093443⑆

4640

HOWARD G. SARTIN
MARY E. SARTIN
10590 BLUFF RD.
BANNING, CA 92220

DATE March 31, 1998 90-7005/3272

PAY TO THE ORDER OF Mark Cramer \$ 81.00
Eighty one and 00/100 DOLLARS

Bank of America
Banning Branch #0100
1574 West Ramsey Street
Banning, CA 92220 (909) 848-8200

FOR O. H. H. ADDITIONAL PROFIT Howard G. Sartin

⑆12200066⑆⑆14640⑆⑆01909⑆03377⑆

SOME INSPIRATION FOR THE \$2 BETTOR

NET INVESTED: = \$100
GROSS RETURN \$365 + \$81 = \$446
NET RETURN = \$346
RETURN ON INVESTMENT = 346% IN 25 RACES 4 \$4 PER RACE.

If the Sartin Methodology were to include a betting line, it would be the most powerful and elegant method yet discovered.

DICK MITCHELL
Winning
Thoroughbred
Strategies

I've always taken a certain amount of glee from Dick's statement. I'll bet putting THAT in a hardcover book is one of his deep regrets.

That's all I'll reveal about the Cramer Research project. You can see 11 pages of it in the NEXT C&O Report. \$16 Single issue:

TBS - PO BOX 6283 - Annapolis, MD. 21401

Subsequent to this success, Mark send another \$100 for an even more difficult research project. I'll let that be a C&O report exclusive.

—0—

Meanwhile, Back at The Ranch, let's review a few more races sent to me by clients. I'll start with one from Carlton Palm, M.D. Dr. Palm is one of the world's foremost Dermatologists. He was invited to head that department at Yale. He is also a Hemingway fan and sent me a great collection of Papa's works.

Yet, for a number of years he was never able to send me samples of the kind of results we prescribe. He came to Seminar after Seminar, no matter where they were being held, and patiently absorbed everything he heard. Maybe that was the problem: he didn't filter what he heard. Maybe he thought it was like Medical School where all the Professors have the same training and goals, ethics and purpose. I should have warned him: there is no Hippocratic Oath in handicapping.

Our Last Las Vegas Seminar Recent Follow Up's pledged themselves to a kind of oath; one with the singular promise too make all of YOU winners of races AND money; NO ego-centered exceptions. The only hook is YOU must follow directions and faithfully take my Rx, the prescription for success.

You might be surprised how many SAY they're doing this but when I get them in the office, they and the record they bring show otherwise.

Dr. Palm is one who followed the new, non ego-driven directions just like it read on the bottle. It's been a long time in coming but that just makes me more proud of his current accomplishments.

Here's a sample of one race and a 20 race cycle following that win:

DR. CARLTON PALM

11/16
MILES

STAY A PERSON

L 116	4.50	20 - 28	Jack Winter 1224	Bungee Jumper 116	Son Of Duke 116	No match between rivals 116
L 116	2.50	63 - 18	Dee Lili-gator 1224	Don't Pull On Me 116	Chip 1116	Gave way late 9
L 116	6.75	61 - 18	Stormgate 1224	Philosophy 116	Son Of Duke 1224	Brief factor 16
L 115	2.00	68 - 22	Bungee Jumper 115	Known Ranger 121	Fame 'n Fortune 115	10
L 115	8.00	79 - 27	You won't forget 115	Bungee Jumper 115	Palms 115	Rail, 2nd best 10
L 115	4.00	63 - 27	Grandpa's Notion 115	Corporate Ladder 115	Onboard Computer 115	10
L 121	4.70	-- 24	HeadCode 121	Wooten's complement 121	Short The Odds 117	Went lame 3
L 116	12.40	82 - 10	Mr. Joey 1223	Mandlin's Secret 116	Royal Remor 116	Big, hard 7
L 116	14.00	66 - 13	Yaknowwholinsyn 116	EJ Slefo 121	Charlie Tom 116	Wide 1st Lame 10
L 115	1.00	68 - 23	Waynath 1223	Call I Get Them 115	Carcharedon 115	Gave way 7

L 128 6	12.50	73 - 13	Raising Pres 1280	SoHoFront 1281	SharpAndBlessed 1284	No real threat
L 112 6	47.00	77 - 14	Color Me Rusty 1120	Brett's Huchster 1141	Gallean 1130	Finished evenly
L 128 6	11.50	71 - 13	Ataleofduplcity 1280	ArmesAlarm 1280	SeaVoyge 1280	Gave away outside
L 102 6	36.40	72 - 12	SiloCello 1223	FrudyEnd 154	Rub's Counselor 154	Wide lat torn, outcom
L 117 6	31.00	62 - 23	Bear Jewels 1170	Restless Masdra 1171	Chaloe 1150	Outcom
L 117 6	28.20	63 - 23	Saneleh 1174	Bear Jewels 1171	Restless Masdra 1171	Wide
L 117 6	31.00	64 - 26	Jord's Champ 1171	Island Cruise 1170	Gilberwood 1151	Outcom
L 118 6	6.20	30 - 20	Isle 1220	Okicat 1220	Restless Masdra 1170	Outcom
L 118 6	10.20	76 - 20	Incaded 1174	Saneleh 1171	Outs's Jet 1150	Lacked stretch rally
L 117 6	6.50	61 - 21	Under The Mountain 1150	WhitarCrain 1150	Stretch worse 1121	No threat

L 128 1/2	11.00	69-20	Salsam Bombay (1204) Joanna's Judge (1204) Bahners Boy (1204)	Bld, heavy f
L 128 1/2	4.10	71-10	Dee Liligator (1204) Raising Peas (1204) Spirit Of Austin (1204)	Finished evenly f
L 128 1/2	11.40	73-20	Gambler's Chance (1204) Grand Cavern (1204) Devil Jumper (1204)	Sharp try on rail f
L 127 1/2	8.40	67-10	D. Gemini Jo 1174 1/2 Vindicator (1174) Star Statesman (1174)	Bleated bld
L 116 1/2	26.20	100-14	River Wolf 1164 Grand Cavern 1164 Gambler's Chance 1204	Bld, gained 2nd f
L 122 1/2	16.40	70-14	Irish Diplomacy 1164 Power Mages 1164 Angel's Unite (122)	No threat f
L 116 1/2	41.20	82-15	Grand Cavern 1164 Seattle River 1164 The Other Bookend (1164)	Just up
L 116 1/2	35.00	76-15	Dr. Gaidin (1174) Race For The Stars 1174 Tomoka River 1124	Defeated rally
L 116 1/2	17.10	78-14	Wyndhaven 1164 Plasenor 1164 Tomoka River 1164	No threat inside
L 116 1/2	35.50	68-14	Willow Ball Run 1154 De McNight 1164 Hope's Shamane 1164	Finished carry
Lifetime Record : 37 5 5 1 304,016				

L 118 b	14.10	— 15	L'arc De Ciel 122 nd De Me Right 222 nd Valjean 118 th	Exased N
L 115 b	5.00	78-11	Mr. Joey 115 th Federal League 115 th Pecan Point 115 th	Gave way
L 116 b	3.00	01-16	Keeps scratching 116 th Cool Choice 116 th Mr. Radcliffe 116 th	Finished early
L 115 b	10.70	18-38	Cherokee Sags 115 th Ptolemy 115 th Cunningham Rod 115 th	Gave way readily
L 119 b	17.50	41-30	Mk. Vail 119 th Under Speeding 119 th Likelihood 119 th	Ran wide
L 119 b	6.00	71-27	Perry James 119 th Great Siege 122 nd Impulsive 119 th	Ducted, lured
L 116 b	6.00	55-17	State Craft 116 th Midway Down Town 116 th Boonhous 111 th	Gave way
L 119 b	11.00	79-22	Excuse Decision 119 th Fifty Fifty Fifty 119 th 611 th Attack 119 th	Ducted, lured
L 119 b	25.50	74-23	Calca 119 th Flying W 119 th Bully Attack 119 th	Stid, 2nd best 119 th
L 114 b	16.20	76-21	Attorney 114 th Carter's Trolley 115 th Charwoman 115 th	

L 116 b	4.00	78-10	SalmBomby 1223 ColorMcRays 1165 TimberDwn 1165	Pinched back start 1
L 116 b	12.20	78-20	Sovereign Cap 1164 Tamboue Down 1160 C B's Gem 1163	Did, hung
L 116 b	16.10	74-10	See L1162ar 12213 Don't Pull On Me 1165 Chip 111165	Weakened
L 116 b	14.20	78-10	Jack Winter 1194 Gamblers Chance 1163 WayneW 1163	Nothing left
L 116 b	42.10	74-14	Isle Of Turques 1165 Tockestothefire 1173 Noble Roberto 1164	Gave way
L 116 b	18.00	58-31	Interrupted Affair 1175 ShebasRidge 1174 LittleBoldBld 1120	Raced wide
L 116 b	15.00	47-26	Brass Mark 1155 Tarmac 1174 Shebas Ridge 1172	Stopped
L 121 b	5.00	68-27	Tarmac 1173 Corydon T 1152 Reflective Light 1164	Wide, gave way
L 115 b	16.00	80-25	C B's Gem 1155 Reflective Light 1221 Fighting Jlll 1150	3 path, easy
L 115 b	9.20	64-33	Rn Trying Now 1157 Washburn 1151 It's Settled 1155	Lost ground

CARLTON R. PALM, M.D.

Dear Doc,

I am including one race that I am proud of. It is the second race on Sunday Feb22. The winner is Benhard and it pays \$150 to win and \$81.00 to place!

The key was the choice of the pace line: the third race back when I bet him. He was 60-1 and although in my top 2 I still only bet \$2 win and place. He was also my key horse in the pick-3 but I only had the next two races to place and show. I am including my work out sheets. The race was done with PL-4; I installed Synthesis that evening and reprinted everything!

Best regards from cold and rainy Florida; we go back in about 3 weeks.

Carlton

PS I finished #4 of 86 in a handicapping contest at Tampa; the finals of the top 20 are Saturday. The grand prize is \$1500 and a trip to the finals at Penn National in October.

CMP

ENERGY GENERATOR -- ATM

TAM 2-22-98 5 8.5 D

#	NAME L	N	T	Total R	HE R	FX R	%Med	E/EP R	L/EP R	TPP R	BAL	ESP
1	BUNGE1	2		154.77-4	50.80-6	89.50-1	68.40	74.39-3	72.65-5	66.39-3	8	PRE
2	OWL'S3	3	1	154.85-3	53.14-4	88.38-6	67.65	74.16-5	73.19-4	66.20-5	9	SUS
3	GRAND5	3		156.06-2	55.41-2	89.12-2	67.90	74.65-2	73.42-3	66.85-1	5	S/P
4	CB'S 2	2		154.66-5	52.49-5	88.57-4	68.46	74.37-4	72.58-6	66.26-4	10	PRE
5	ON LI1	3		153.97-6	55.83-1	88.50-5	66.48	73.48-6	73.67-1	66.19-6	7	LAT
6	benha3	2	1	156.24-1	54.37-3	88.89-3	67.79	74.68-1	73.56-2	66.77-2	3	S/P

HI/LO Difference = 2.27 Average = 155.09

SYNTHESIS Composite -- ATM

TAM 2-22-98 5 8.5 D

#	NAME L	N	T	SR	EPR	LPR	CPR	TT	HE	FW	FX	LS	RANK	FX	Σ	TS	TPP R
1	BUNGE1	2		80	1	6	2	6	6	4	1	26	4	1	6	2	66.39-3
2	OWL'S3	3	1	71	5	4	6	5	4	6	6	36	6	6	5	6	66.20-5
3	GRAND5	3		85	4	2	1	4	2	1	2	16	1	2	3	1	66.85-1
4	CB'S 2	2		76	2	5	4	3	5	5	4	28	5	4	4	4	66.26-4
5	ON LI1	3		74	6	1	5	2	1	3	5	23	3	5	1	5	66.19-6
6	benha3	2	1	80	3	3	3	1	3	2	3	18	2	3	2	3	66.77-2

VITAL FACTORS--ATM

TAM 2-22-98 5 8.5 D

#	NAME L	TOTAL R	SC R	SCBL	3F R	Ent R	TOT/S R	SPN R	BAL
1	BUNGE1	154.8-4	53.7-1(113.4)	0.1	48.9-4(33.4)	87.2-6	89.72-2	83.42-5	8
2	OWL'S3	154.8-3	51.8-5(116.2)	7.3	50.1-3(33.0)	88.7-5	88.86-6	80.67-6	9
3	GRAND5	156.1-2	52.7-4(115.1)	10.0	50.1-3(33.0)	93.7-3	90.08-1	92.27-2	5
4	CB'S 2	154.7-5	53.2-2(114.2)	2.5	48.8-5(33.4)	88.8-4	89.41-4	85.92-4	10
5	ON LI1	154.0-6	51.2-6(117.2)	3.0	51.6-1(32.0)	94.9-1	89.00-5	88.92-3	7
6	benha3	156.2-1	53.0-3(114.4)		50.3-2(32.4)	94.2-2	89.67-3	93.42-1	3
	HIGH	156.2	53.7 (113.4)		51.6 (32.0)	94.9	90.08	93.4	
	LOW	154.0	51.2 (117.2)		48.8 (33.4)	87.2	88.86	80.7	
	AVE	155.1	52.6 (115.2)		50.0 (33.0)	91.2	89.46	87.4	

*=WIRE TO WIRE

CHAOS Formula Rating

	94%	95%	96%	97%	98%	99%	100%
benha3	100.00	100.00	100.00	100.00	100.00	100.00	100.00
GRAND5	100.00	100.00	100.00	100.00	100.00	100.00	100.00
BUNGE1	98.85	98.85	98.85	98.85	98.85	98.85	98.85
CB'S 2	98.67	98.67	98.67	98.67	98.67	98.67	98.67
ON LI1	98.23	98.23	98.23	98.23	98.23	98.23	98.23

Long Shot Potential Rating

	94%	95%	96%	97%	98%	99%	100%
GRAND5	100.00	100.00	100.00	100.00	100.00	100.00	100.00
ON LI1	99.55	99.55	99.55	99.55	99.55	99.55	99.55
CB'S 2	97.37	97.37	97.37	97.37	97.37	97.37	97.37
BUNGE1	97.17	97.17	97.17	97.17	97.17	97.17	97.17
benha3	92.40	92.40	92.40	92.40	92.40	92.40	92.40

#	NAME	L	N	T	SR	POR R	POH-R R	LS/P R	EP R	TOT/S R	TPP R	BAL
1	BUNGE	1	2		80	126.63-4	124.60-3	104.93-4	53.73-1	89.72-2	66.39-3	8
2	OWL'S	3	3	1	71	129.05-1	123.81-6	98.89-6	51.82-5	88.86-6	66.20-5	9
3	GRAND	5	3		85	128.64-2	126.04-2	107.98-1	52.66-4	90.08-1	66.85-1	5
4	CB'S	2	2		76	126.84-3	124.37-4	105.15-3	53.19-2	89.41-4	66.26-4	10
5	ON LI	1	3		74	125.38-5	123.82-5	107.50-2	51.19-6	89.00-5	66.19-6	7
6	benha	3	2	1	80	129.05-1	126.05-1	99.77-5	52.98-3	89.67-3	66.77-2	3

#	NAME	1F	2F	3F+TOTAL PACE
1	BUNGE	1->	6->	4->
2	OWL'S	5->	2->	6->
3	GRAND	3->	3->	1->
4	CB'S	2->	4->	5->
5	ON LI	6->	5->	3->
6	benha	4->	1->	2->

BOTTOM LINE -- BETTING LINE

TAM 2-22-98 5 8.5 D

WIN ODDS ONLY

ATM

	BOTTOM LINE	BETTING LINE	ODDS	BAL
1 benha	18.8	5-2	3	
2 GRAND	17.6	5-2	5	
3 ON LI	14.3	7-2	7	
4 CB'S	11.3	5-1	10	
5 BUNGE	8.8	7-1	8	
6 OWL'S	6.0	9-1	9	

INCREMENTAL MATCH-UP -- ATM

TAM 2-22-98 5 8.5 D

2ND Race: Weather Cloudy, Track Fast . Next Post 1:52

#	Horse	Win	Place	Show
6	Benhard	150.00	81.80	35.40
2	Owl's Jet		14.60	6.80
7	On Line			4.80

Finish Time:1:48 3/5

SCRATCHED: NONE

\$2 Quinella 2-6 Paid \$488.60

\$2 Exacta 6-2 Paid \$1,915.00

\$2 Trifecta 6-2-7 Paid \$5,422.80

Tampa

WIN

Tampa

2

PACE LAUNCHER - SYNTHESIS
WAGERING DECISION CHART

	#1 BL/BL		#2 BL/BL		#3 BL/BL		#4 BL/BL		Best P.C.	Best S.C.	
	SSS	BAL	SSS	BAL	SSS	BAL	SSS	BAL			
1	\$ 19.20	6							TE 1.2 SPN-1	LSP-1 Fwd Σ-1 ST-1	Fwd 2 Pnd 1
2	\$						(21.00)	12	TP-1		
3	\$						5.60	14	LSP-1		
4	\$		(14.40)	5					TE 2 SPN-1	Pnd 3	
5	\$						(26.40)	11			
6	\$						4.00	9	LSP-1	HAI Σ-2	Vnd 2
7	\$						(17.00)	10	LSP-1		Vnd 1
8	\$ 7.60	3							TE 1 SPN-1	Fwd 2 Pnd 1 Σ-2 LSP-1	
9	\$ 5.60	3							TE 1 LSP-1 SPN-1	Fwd 1 Pnd 1 Σ-1	
10	\$		(9.20)	6					TE 1 SPN-1	Pnd 2 TP-1	
11	\$ 3.20	3			NO BET				TE 2 LSP-1 SPN-1	Σ-1 Fwd 1 Fwd 2	Pnd 1
12	\$ 9.60	3							TE 1 LSP-1 SPN-1	Fwd 1 Pnd 1 Σ-1	
13	\$				(21.60)	4			TE 2.1 SPN-2.4	TPN-2	
14	\$ 14.00	7							TE 1 SPN-1.4	Pnd 2	SPN-2
15	\$		(7.40)	5					TE 3 SPN-2.3	Fwd 2 Pnd 2 Σ-2 Pnd 2	
16	\$ 6.20	7							SPN-1	Σ-1	
17	\$ 6.00	7							TE 4 SPN-1	TPN-2 Pnd 2	
18	\$				(10.40)	8			TE 3 SPN-1.4	T/S-3 TPN-3	Pnd 3
19	\$				(8.20)	4			TE-2 SPN-1.4	TS-2 SPN-2	Pnd 2 Pnd 2
20	\$				5.20	6			TE 2.4 SPN-3.2	LSP-1 Pnd 1	Fwd 1 Σ-1

#1 WINS 8	#2 WINS 3	#3 WINS 4	#4 WINS 5	#5 3
AVE. \$ 82.40	AVE. \$ 10.00	AVE. \$ 11.50	AVE. \$ 26.40	10
AVE. BAL 5	AVE. BAL 5	AVE. BAL 5.5	AVE. BAL 11	
Comments: () = BETS				

GARY GILBERT - A TEXTBOOK IN PLACE & TRIFECTA

EQUALIZED LINES

HOL 5-17-98 5 7 D

#	NAME	L	DIST	S	1stC	2ndC	3rdC	FnlC	BL1	BL2	BLS	BLF	SR	TV	ADJ	N	T
1	socia	1	7.0	D	22.2	44.2	108.1	122.0	1.75	4.00	4.00	6.00	86	8	-1.0	1	
2	socia	2	7.0	D	22.1	45.0	109.4	122.2	3.25	2.50	4.00	3.00	87	13	1.5	1	
3	roman	1	7.0	D	22.0	44.4	109.2	122.1	2.50	6.50	7.50	5.50	85	14	0.0	3	
4	roman	4	7.0	D	22.1	45.0	109.3	122.3	3.50	3.50	3.50	3.00	86	15	-8.5	3	
5	speak	3	7.0	D	22.2	44.4	110.0	122.4	7.00	7.50	6.25	4.25	84	22	-2.0	3	
6	strex	2	7.0	D	22.2	45.2	110.3	122.4	4.75	4.75	1.75	1.75	86	15	2.5	3	2
7	slghx	1	7.0	D	23.1	47.0	111.3	123.4	2.25	2.25	0.50	0.50	82	16	0.0	3	
8	scala	1	7.0	D	22.1	44.4	109.3	122.3	0.10	0.10	0.00	0.00	89	13	-1.5	3	1
9	top	1	7.0	D	22.1	44.4	109.3	122.3	8.50	11.00	12.00	3.50	85	13	-1.5	3	1
10	our x	1	7.0	D	22.2	45.2	110.3	122.4	0.00	0.00	0.00	0.00	88	15	2.5	3	2
11	willx	3	7.0	D	22.4	46.0	110.2	122.3	1.75	1.75	1.25	1.25	88	18	-4.0	3	
12	will	4	7.0	D	22.1	45.0	109.4	123.1	5.75	7.50	4.00	2.25	84	20	-7.0	3	
13	sub	1	7.0	D	22.1	44.4	109.3	122.3	1.00	3.75	4.00	5.50	83	13	-1.5	3	
14	sub	3	7.0	D	21.4	44.4	109.4	122.3	4.50	5.50	3.00	3.00	86	15	2.5	3	

ENERGY GENERATOR -- ATM

HOL 5-17-98 5 7 D

#	NAME	L	N	T	Total R	DEF	HE R	FX R	tMed	E/EP R	L/EP R	TPP R	ESP
1	socia1	1			170.12-4	0.66	59.08-8	92.57-X	69.30	79.80-2	77.17-7	96.90-4	EAR
2	socia2	1			170.40-2	0.38	60.35-3	93.26-5	68.88	79.76-3	77.55-4	97.10-2	E/P
3	roman1	3			169.84-6	0.94	58.82-X	93.53-2	68.73	79.52-6	77.46-5	96.90-4	E/P
4	roman4	3			165.95-1	4.83	56.87-1	91.97-1	68.78	78.24-2	76.13-2	95.29-Y	E/P
5	speak3	3			168.29-X	2.49	59.70-6	92.12-2	68.87	79.05-X	76.85-X	96.24-8	E/P
6	strex2	3	2		169.95-5	0.83	61.26-1	93.27-4	68.40	79.45-7	77.72-1	97.02-3	PRE
7	slghx1	3			166.06-2	4.72	59.70-6	92.51-Y	67.43	77.83-1	77.07-9	95.62-X	SUS
8	scalal	3	1		169.61-7	1.17	59.02-9	92.95-6	69.21	79.60-5	77.07-9	96.71-5	EAR
9	top	1	3	1	168.83-8	1.95	60.61-2	92.78-7	68.37	79.07-9	77.36-6	96.56-6	PRE
10	our x1	3	2		170.32-3	0.46	60.29-4	93.45-3	68.75	79.69-4	77.61-3	97.10-2	E/P
11	willx3	3			167.02-Y	3.76	59.31-7	92.61-9	67.84	78.29-Y	77.11-8	95.92-9	S/P
12	will	4	3		165.79-1	4.99	57.36-2	91.92-1	68.70	78.16-1	76.13-2	95.24-2	PRE
13	sub	1	3		168.67-9	2.11	57.52-Y	92.72-8	69.21	79.29-8	76.75-Y	96.32-7	EAR
14	sub	3	3		170.78-1		60.12-5	93.77-1	68.93	79.91-1	77.64-2	97.25-1	E/P

HI/LO Difference = 4.99 Average = 168.69

ENERGY GENERATOR -- ATM

HOL 5-17-98 5 7 D

#	NAME	L	N	T	Total R	DEF	HE R	FX R	tMed	E/EP R	L/EP R	TPP R	ESP
1	socia2	1			170.40-2	0.38	60.35-2	93.26-4	68.88	79.76-2	77.55-4	97.10-2	E/P
2	strex2	3	2		169.95-4	0.83	61.26-1	93.27-3	68.40	79.45-5	77.72-1	97.02-3	PRE
3	slghx1	3			166.06-6	4.72	59.70-5	92.51-6	67.43	77.83-6	77.07-5	95.62-5	SUS
4	scalal	3	1		169.61-5	1.17	59.02-6	92.95-5	69.21	79.60-4	77.07-5	96.71-4	EAR
5	our x1	3	2		170.32-3	0.46	60.29-3	93.45-2	68.75	79.69-3	77.61-3	97.10-2	E/P
6	sub	3	3		170.78-1		60.12-4	93.77-1	68.93	79.91-1	77.64-2	97.25-1	E/P

HI/LO Difference = 4.72 Average = 169.52

FPS AND ENERGY -- ATM.

HOL 5-17-98 5 7 D

←

FPS

-><-

ENERGY

->

#	NAME	L	N	T	TOT R	DEF	F1	F2	F3	SC	F1	F2	F3	MED-E
1	socia	2	1		170.40-2	0.38	59.07	58.29	53.03	58.46	34.67	34.21	31.12	68.88
2	strex	2	3	2	169.95-4	0.83	58.41	57.83	53.71	57.69	34.37	34.03	31.60	68.40
3	slghx	1	3		166.06-6	4.72	56.51	55.46	54.09	55.79	34.03	33.40	32.57	67.43
4	scala	1	3	1	169.61-5	1.17	59.24	58.14	52.23	58.67	34.93	34.28	30.79	69.21
5	our x	1	3	2	170.32-3	0.46	59.26	57.83	53.23	58.54	34.79	33.96	31.25	68.75
6	sub	3	3		170.78-1		60.07	57.66	53.06	58.34	35.17	33.76	31.07	68.93

HI/LO Difference = 4.72 Average = 169.52

ENERGY GENERATOR -- ATM

HOL 5-17-98 5 7 D

#	NAME	L	N	T	Total	R	DEF	HE	R	FX	R	%Med	E/EP	R	L/EP	R	TPP	R	ESP
1	socia2	1			170.40	-2	0.38	60.35	-2	93.26	-4	68.88	79.76	-2	77.55	-4	97.10	-2	E/P
2	strex2	3	2		169.95	-4	0.83	61.26	-1	93.27	-3	68.40	79.45	-5	77.72	-1	97.02	-3	PRE
3	slghx1	3			166.06	-6	4.72	59.70	-5	92.51	-6	67.43	77.83	-6	77.07	-5	95.62	-5	SUS
4	scalal	3	1		169.61	-5	1.17	59.02	-6	92.95	-5	69.21	79.60	-4	77.07	-5	96.71	-4	EAR
5	our x1	3	2		170.32	-3	0.46	60.29	-3	93.45	-2	68.75	79.69	-3	77.61	-3	97.10	-2	E/P
6	sub	3	3		170.78	-1		60.12	-4	93.77	-1	68.93	79.91	-1	77.64	-2	97.25	-1	E/P

HI/LO Difference = 4.72 Average = 169.52

FPS AND ENERGY -- ATM

HOL 5-17-98 5 7 D

<-

FPS

-><-

ENERGY

->

#	NAME	L	N	T	TOT	R	DEF	F1	F2	F3	SC	F1	F2	F3	MED-E
1	socia2	2	1		170.40	-2	0.38	59.07	58.29	53.03	58.46	34.67	34.21	31.12	68.88
2	strex2	2	3	2	169.95	-4	0.83	58.41	57.83	53.71	57.69	34.37	34.03	31.60	68.40
3	slghx1	1	3		166.06	-6	4.72	56.51	55.46	54.09	55.79	34.03	33.40	32.57	67.43
4	scalal	1	3	1	169.61	-5	1.17	59.24	58.14	52.23	58.67	34.93	34.28	30.79	69.21
5	our x1	1	3	2	170.32	-3	0.46	59.26	57.83	53.23	58.54	34.79	33.96	31.25	68.75
6	sub	3	3		170.78	-1		60.07	57.66	53.06	58.34	35.17	33.76	31.07	68.93

HI/LO Difference = 4.72 Average = 169.52

Pace Launcher V Composite -- ATM

HOL 5-17-98 5 7 D

#	NAME	L	N	T	SR	EPR	LPR	CPR	TT	HE	FW	FX	LS	RANK	FX	E	TS	TPP	R
1	socia2	1			87	3	5	3	1	2	3	4	21	43 S	4	3	3	97.10	-2
2	strex2	3	2		86	5	2	2	2	1	5	3	20	42 P	3	2	2	97.02	-3
3	slghx1	3			82	6	1	5	5	4	6	6	33	6	6	5	5	95.62	-5
4	scalal	3	1		89	1	6	4	3	5	2	5	26	5	5	6	4	96.71	-4
5	our x1	3	2		88	2	4	1	2	2	1	2	14	41 W	2	1	1	97.10	-2
6	sub	3	3		86	4	3	3	4	3	4	1	22	4	1	4	3	97.25	-1

VITAL FACTORS--ATM

HOL 5-17-98 5 7 D

#	NAME	L	TOTAL	R	SC	R	SCBL	3F	R	Ent	R	TOT/S	R	SPN	R	
1	socia2	170.4	-2	58.5	-3	(45.1)	2.5	53.0	-5	(37.2)	91.1	-3	93.51	-3	91.52	-2
2	strex2	169.9	-4	57.7	-5	(45.4)	4.8	53.7	-2	(36.4)	91.5	-2	93.52	-2	89.92	-3
3	slghx1	166.1	-6	55.8	-6	(47.2)	2.3	54.1	-1	(36.3)	89.6	-5	92.67	-5	82.17	-6
4	scalal	169.6	-5	58.7	-1	(45.0)	0.1	52.2	-6	(38.0)	88.2	-6	93.33	-4	87.42	-5
5	our x1	170.3	-3	58.5	-2	(45.1)		53.2	-3	(37.1)	92.2	-1	93.74	-1	93.52	-1
6	sub	170.8	-1	58.3	-4	(45.1)	5.5	53.1	-4	(37.2)	90.3	-4	93.51	-3	89.67	-4

HIGH	170.8	58.7	(45.0)	54.1	(36.3)	92.2	93.74	93.5
LOW	166.1	55.8	(47.2)	52.2	(38.0)	88.2	92.67	82.2
AVE	169.5	57.9	(45.3)	53.2	(37.1)	90.5	93.38	89.0

* = Wire to Wire

CHAOS FORMULA AND LONGSHOT RATINGS -- ATM

HOL 5-17-98 5 7 D

CHAOS Formula Rating

	94%	95%	96%	97%	98%	99%	100%
our x1	100.00	-----+	-----+	-----+	-----+	-----+	-----+
sub 3	99.46	-----+	-----+	-----+	-----+	-----+	-----+
socia2	99.18	-----+	-----+	-----+	-----+	-----+	-----+
strex2	98.94	-----+	-----+	-----+	-----+	-----+	-----+
scalal	98.82	-----+	-----+	-----+	-----+	-----+	-----+

Long Shot Potential Rating

	94%	95%	96%	97%	98%	99%	100%
strex2	100.00	-----+	-----+	-----+	-----+	-----+	-----+
slghx1	99.75	-----+	-----+	-----+	-----+	-----+	-----+
sub 3	99.73	-----+	-----+	-----+	-----+	-----+	-----+
scalal	99.31	-----+	-----+	-----+	-----+	-----+	-----+
socia2	99.21	-----+	-----+	-----+	-----+	-----+	-----+

Late/Early Difference Graph -- ATM

HOL 5-17-98 5 7 D

#	NAME	L	N	1F	LATE	EARLY	TOTAL	R
1	socia	2	1	5.5		Sh	178.48	-1
2	strex	2	3	-3.8	PL		159.95	-4
3	slghx	1	3	-0.9			166.86	-6
4	scala	1	3	9.3			189.81	-5
5	our x	1	3	9.7		WIN	178.88	-3
6	sub	3	3	8.7			178.76	-1

CHAOS POWER RANKINGS AND FRACTALS -- ATM

HOL 5-17-98 5 7 D

#	NAME	L	N	T	SR	RANKS						COMP		FRACTALS		
						LS/P	SPN	FX	E	T/S	TPP	LS	RANK	FRL-E R	FRL-L R	FRL-N R
1	socia	2	1		87	5	2	4	2	3	3	21	2	63.11-3	70.21-2	69.00-3
2	strex	2	3	2	86	1	3	3	3	2	2	20	2	62.83-5	69.83-4	69.13-2
3	slghx	1	3		82	2	6	6	5	5	5	34	6	61.56-6	67.29-6	68.46-6
4	scala	1	3	1	89	4	5	5	4	4	6	27	5	62.95-4	69.51-5	68.51-5
5	our x	1	3	2	88	6	1	2	2	1	1	15	1	63.28-2	70.60-1	69.19-1
6	sub	3	3		86	3	4	1	1	3	4	23	4	63.44-1	70.04-3	68.96-4

FRACTALS WEIGHTED: E=Early L=Late N=Normal

INCREMENTAL MATCH-UP -- ATM

HOL 5-17-98 5 7 D

#	NAME	1F	2F	3F+TOTAL PACE	
1	socia	4->	1->	3->	S
2	strex	5->	3->	2->	P
3	slghx	6->	5->	6->	
4	scala	3->	2->	5->	
5	our x	2->	3->	1->	W
6	sub	1->	4->	4->	

BOTTOM LINE -- BETTING LINE

HOL 5-17-98 5 7 D

WIN ODDS ONLY
ATM

	BOTTOM LINE	BETTING LINE	ODDS	BAL
1	our x	18.9	5-2	6 W
2	socia	16.9	3-1	6 S
3	strex	15.3	7-2	6 P
4	sub	15.0	7-2	3
5	scala	12.8	9-2	9
6	slghx	7.5	8-1	11

Ex \$116²⁰
TRIF \$149²⁰

1162—FIFTH RACE, 7 Furlongs, Purse \$38,000, 4-year-olds and up.
Claiming price \$50,000-15,000.

Index	Horse and Jockey	WL	PP	ST	1/4	1/2	3/4	Str.	Fin.	To \$1
5714	Our Moment In Time, C Mahler	118	8	2	41	3 1/4	-	1 1/4	1 3/4	2.00
1022	Street Vendor, M Gores	118	8	8	91	8 1/4	-	9 3/4	2 1/4	18.00
9999	Socially Uncomfortable, Darnel	118	2	11	72	51	-	4 1/4	3 1/4	1.00
10149	Scalweg, R Douglas	118	7	3	2nd	2nd	-	21	2 1/4	0.20
1014	Slightly Speedy (G), Sario	118	8	5	5 1/4	5 1/4	-	81	5 1/4	25.00
10148	Top Contender, M Hunter	118	8	4	9th	9 3/4	-	9th	9th	25.00
9926	Spunkier Than House, Valdivia Jr	118	4	10	10 1/4	10 1/4	-	10 1/4	7th	9.00
9923	Sligh Tenboy, J Gonzalez	111	1	8	3 1/4	1 1/4	-	3rd	8 1/4	17.00
1003	Roman Summit, V Espinoza	118	3	7	1st	4th	-	7 1/4	9 1/4	84.00
1000	Willow Creek, G Gomez	118	10	9	11	11	-	11	10 3/4	51.00
10148	Subtle Trouble, A Sells	118	11	1	9th	7th	-	9th	11	9.00

No scratches.
* Claimed — Socially Uncomfortable-Walter Werner-Caryn Keller; Slightly Speedy-Edwin Wachel-Joseph A Devereux.

0—OUR MOMENT IN TIME	7.50	5.00	2.00
5—STREET VENDOR	12.00	4.00	
2—SOCIALLY UNCOMFORTABLE			2.00

Off: 3:07 Time: 22.2 :45.2 1:08 3/5, 1:22 Track: Clear & Fast. Winner-b.g.s Dance In Time-Ira Gam Tr-Julio C Canani Own-Larry Gleason. Mutual Pool \$38,862.50, Double Pool \$33,876, Exacta Pool \$272,925, Quinella Pool \$37,852, Trifecta Pool \$330,242, Pick Three Pool \$103,133.

92 EXACTA (9-5) PAID \$116.20
92 DOUBLE (7/9) PAID \$7.48
91 TRIFECTA (9-5-2) PAID \$149.20
92 QUINELLA (9-5) PAID \$78.00

Dean begins his report with this:

**DEAN MILLWARD PRESENTS
THE BEST THERE IS —SARTIN METHODOLOGY**

THE BEST THERE WAS—PLA —WITH DRP

**THE BEST THERE EVER WILL BE—SYNT WITH
TRACKMASTER**

At first I hesitated before publishing this. It is Dean's EXACTA records. In the past I have warned strenuously against your making exacta wagers because so many of you have such difficulty finding the Place horse. Despite that warning most of you do make exacta wagers and all too often come up 1-3, or with some other combination that leaves you empty.

Dean's secret is hard work. Working hard to determine the corollary relationships that produce Place horses. He suffered lot of bitter frustration early on. Bottom Line-Betting Line reads: "WIN ODDS ONLY." So he learned that the top 3, or even 4, BL/BL only did not lead to Exacta Profits. He focused on other readouts. TS, TPP, CPR, Entropy, the Quantum Rater within Synthesis, Fractals, POR/POH, top 3 Factor X, and, of course. COUNTER ENERGY on the Early-Late Diff. graph. He makes an ongoing science project out of finding the Place horse and boxes his (not BL-BL'S) top 3.

Unless you are willing to do this, I continue to urge you to eschew exactas. Or, if you do learn to find the place horse, look at the pay-off screen on the telly and make sure you're getting VALUE.

Dean's entire income comes from his handicapping and wagering multiple tracks. He uses SYNTHESIS with the TrackMaster Download. Most of the time he wagers by telephone through Penn National. He had them send me a large check as a gift of appreciation. While I deeply appreciated it, my ethics forbid taking cash gifts from clients. I gave it to someone less fortunate. I do accept Dean's many gifts of cigars.

Dean also bets to Win! First a big winner, then some Exacta records:

DEAN MILLWARD

BOTTOM LINE -- BETTING LINE

PNCNAME	Ld	SR	PR	BAL	LS	ODDS	TRKDISTS	M/L	DAYS	AGE	
11 CRYPT1 ^{SCRATCH}	80	77	3	19.0	2-1	SA	6.5D	9/2	37	3	1
#17 CHRIS1	78	75	6	16.0	3-1	SA	6.0D	20/1	24	3	1
#21 THALI1	76	74	10	12.0	9-2	BM	6.0D	20/1	427	4	3
5 TIMEL2	75	73	9	10.0	5-1	SA	6.5D	15/1	162	3	1
12 ROYAL3x	74	73	14	10.0	5-1	BEL	8.5t	10/1	53	3	1
6 MARSH2	76	81	10	9.9	6-1	SA	6.5T	7/2	367	4	1
2 HAIL 1	74	81	3	9.0	6-1	SA	6.5D	8/1	22	3	1
9 CHASE1	74	77	11	6.5	9-1	FG	5.5T	8/1	21	3	4
EX ^{\$1-} 812 ⁴⁰	TRI		QU		BET \$14 ⁰⁰	WON \$972 ²⁰					

SYNTHESIS POWER RANKINGS AND FRACTALS

#	PNCNAME	LGNT	SR	L		T	PRIM										SUPP										FRACT			RSP	SCBL
				S	P		E	L	C	T	H	F	F	LS	R	S	F	E	T	T	LS	R	E	L	N						
1	1	THALI1	76	5	4		5	5	4	3	3	4	7			31	3	3	7	4			4	4	22	4		6	4	5	EAR
2	2	HAIL 1	74	8	1		6	3	6	5	4	6	3	33	4	6	3	6	1	1	17	3		3	1	1	EAR	1.0			
3	5	TIMEL2	75	4	4		3	7	5	4	6	3	5	23	4	4	5	7	5	5	26	5		5	5	6	EAR	3.0			
4	6	MARSH2	76	1	6		8	1	3	7	2	8	6	35	6	5	6	2	6	7	26	5		7	6	2	S/P	11.0			
5	7	CHRIS1	78	2	3		2	4	2	6	5	2	2	23	2	2	2	3	3	3	13	3		2	3	4	EAR				
6	9	CHASE1	74	7	5		4	8	8	7	5	1	41	7	7	7	1	8	7	6	29	6		1	7	8	EAR	5.0			
7	11	CRYPT1	80	3	2		1	6	1	1	3	1	4	17	1	1	4	1	2	2	10	1		4	2	3	EAR				
8	12	ROYAL3x	74	6	7		7	2	7	2	1	7	8	34	5	4	8	5	8	8	33	7		8	8	7	E/P	10.0			

FRACTALS WEIGHTED: E=Early L=Late N=Normal

9736—TENTH RACE. About 6% Furlongs Tent. Purse \$45,600. Maiden fillies and mares, 3-year-olds and up.

Index	Horse and Jockey	Wt.	PP	ST	1/4	1/2	3/4	Str.	Fin.	To \$1
2174	Thalia, J Gonzalez	118	1	9	51	41	-	31	12	45.30
9964	Christmas In Dixie, R Douglas	114	7	1	82	6nd	-	22	20	38.90
	Chastity's Rainbow Wind, C Masters	115	9	1	1nd	1nd	-	10	3rd	8.10
2707	Marsh Grass, C McCann	123	8	3	22	21 1/2	-	22	41 1/2	2.10
2587	Mel Spruill, K Desormeaux	117	2	10	2nd	7 1/2	-	8nd	5 1/2	8.00
9493	Sally Place, G Stevens	119	3	8	8 1/2	8 1/2	-	8 1/2	8 1/2	3.00
5388	Royal Confection, C Brock	117	11	2	4 1/2	3rd	-	2nd	7 1/2	9.80
	Coke's Fire (ret), G Flores	116	4	11	10 1/2	10 1/2	-	9 1/2	8 1/2	8.70
8036	Timely Lady, A Bolt	115	8	4	2nd	5 1/2	-	7 1/2	9 1/2	28.80
	Doubtful (ret), E Delahoussaye	123	6	8	2nd	8 1/2	-	10 1/2	10 1/2	25.50
8257	Almond Sat, B Blane	114	10	9	11	11	-	11	11	25.00

Scratched — Angelusale, Cryptic Mystery, Feral

1—THALIA 92.00 38.20 20.00

7—CHRISTMAS IN DIXIE 20.00 12.20

9—CHASTITY'S RAINBOW WIND 8.00

OR 5:13 Time: 22.2-45.1 1:08 2/5, 1:14 2/5, Track: Clear & Firm. Winner ch. 14 Affel-Drametical Tr-Craig Delfosse Own-Mendytard Farm. Mutual Pool \$350,803.70. Exacta Pool \$220,887. Daily Double Pool \$187,838. Trifecta Pool \$308,070. Quinella Pool \$32,433. Pick Three Pool \$134,692.

81 EXACTA (1-7) PAID \$812.40 82 DAILY DOUBLE (1/7) PAID \$100.40

81 TRIFECTA (1-7-8) PAID \$7,995.00 82 QUINELLA (1-7) PAID \$828.20

81 PICK THREE (3,6/1,4/1) PAID \$388.78

82 DAILY DOUBLE CONSOLATION (1/11) PAID \$5.00

DEAN MILLWARD - BET \$LESS THAN \$20 - MAKE \$972.20.

3/1/98 FINANCIAL SUMMARY 3/5/98 THE 3/5 - TRACK MASTER

HOL MONTH YEAR 1998

	WAGERS	MUTUELS	ROI
WIN			
PLACE			
SHOW			
EXACTA	420.00	541.40	1.29
TRIFECTA			
DOUBLE			
TRIPLE			
PICK-6			
OTHER			
TOTALS	420.00	541.40	1.29
EXPENSES	0.00		
NET		121.40	

FINANCIAL SUMMARY

GGT MONTH 5 YEAR 1998

	WAGERS	MUTUELS	ROI
WIN			
PLACE			
SHOW			
EXACTA	480.00	757.80	1.58
TRIFECTA			
DOUBLE			
TRIPLE			
PICK-6			
OTHER			
TOTALS	480.00	757.80	1.58
EXPENSES	0.00		
NET		277.80	

FINANCIAL SUMMARY

HST MONTH 5 YEAR 1998

	WAGERS	MUTUELS	ROI
WIN			
PLACE			
SHOW			
EXACTA	384.00	698.30	1.82
TRIFECTA			
DOUBLE			
TRIPLE			
PICK-6			
OTHER			
TOTALS	384.00	698.30	1.82
EXPENSES	0.00		
NET		314.30	

Tip has long been caught in that no-man's land between trying to be a classic 'Handicapper' and a successful user of our programs. This creates a dilemma that most people can't escape. They become trapped like rats in a maze. Tip, however, always managed to hold his own and make some profit. Probably because he is a man who keeps his ego in check with reality. He had some of the usual misunderstandings about the Pace Launcher/Synthesis series. We cleared them up and, with this race as an example, he will never be confused again.

TIPTON A. GILBERT

5 May, 1998

Subject: Pace Launcher 4 Handicapping Program For Trackmaster Downloading

Howard:

Thanks for the feedback on my last letter. As I stated in that letter, I really like the new Pace Launcher for TrackMaster downloading. Last Sunday is a case in point.

A light rain Saturday evening meant that the track would be off on Sunday. Up here that translates to Factor X in sprint races. Most of the sprints that I handicapped came up with chalk horses and were passed. The seventh race was another story.

The race handicapped pretty straight forwardly, but there were three horses coming from a long layoff. Two of these had Earnings Per Race values of 20 percent of the race purse or higher. I included these horses but marked them with a question mark to remind me. I continued through the program and reduced the win contenders to three, with the winner among them and number one on Factor X.

Attached are my printouts that tell the story.

Hello to everybody,

A handwritten signature in black ink, appearing to read 'Tip' or 'Tipton', with a stylized, cursive script.

Tipton A. Gilbert

GG0503 7 6.0 D CL 4+ \$16,000 CP=\$16,000 PR=84
 ENERGY GENERATOR

ALL
 INITIAL considerations

Two horses high

#	PNCNAME	LdNT	SR	Total R	HE R	Fx R	%Med	E/EP R	L/EP R	TPP R	BAL	ESP
1	1 GOVER1	1	85	170.22-3	78.1-5	56.2-4	69.58	79.9-1	77.0-7	71.1-4	8	EAR
2	2*COLD 1x		84	169.70-4	81.9-1	56.3-2	66.99	78.9-7	78.6-1	71.3-2	8	LAT
3	3 NOWHE3		85	169.10-7	80.9-2	56.0-5	67.72	78.9-6	77.9-3	71.1-5	9	SUS
4	4 SATIN3		85	170.58-1	80.2-4	56.2-3	68.22	79.6-3	78.0-2	71.5-1	5	PRE
5	5 TURN 1	1	83	169.54-5	80.7-3	55.9-7	68.98	79.5-5	77.2-5	71.0-6	10	E/P
6	7?WEBER2		84	169.48-6	78.1-5	55.9-6	69.09	79.5-4	77.1-6	71.0-7	10	E/P
7	8 HOOIE3		83	170.46-2	78.1-5	56.4-1	68.94	79.8-2	77.5-4	71.3-3	6	E/P

both from long lay off

GG0503 7 6.0 D CL 4+ \$16,000 CP=\$16,000 PR=84 PFT=109.78
 Pace Launcher IV Composite

worst of two

#	PNCNAME	Ld	N	T	TRKDISTS	M/L	EPR	LPR	CPR	TT	HID	FW	FX	LS	RANK
1	1 GOVER1			1	GG 6.0D	3/1	1	7	1	2	5	1	4	21	1
2	2*COLD 1x				GG 8.5D	10/1	7	1	4	5	1	7	2	27	3
3	3 NOWHE3				BM 6.0D	8/1	6	2	3	6	2	6	5	30	5
4	4 SATIN3				BM 6.0D	6/1	3	3	2	4	4	3	3	22	2
5	5 TURN 1		1		GG 6.0D	9/2	5	4	5	1	3	4	7	29	4
6	7?WEBER2				BM 6.0D	6/1	2	6	3	3	5	2	8	27	3
7	8 HOOIE3				GG 6.0D	20/1	4	5	6	7	5	5	1	33	6

this was pace horse

GG0503 7 6.0 D CL 4+ \$16,000 CP=\$16,000 PR=84 PFT=109.78
 ENERGY GENERATOR

All OK NOW

#	PNCNAME	LdNT	SR	Total R	HE R	Fx R	%Med	E/EP R	L/EP R	TPP R	BAL	ESP
1	1 GOVER1	1	85	170.22-3	78.1-4	56.2-4	69.58	79.9-1	77.0-6	71.1-4	? 7	EAR
2	2*COLD 1x		84	169.70-4	81.9-1	56.3-2	66.99	78.9-6	78.6-1	71.3-2	? 7	LAT
3	3 NOWHE3		85	169.10-6	80.9-2	56.0-5	67.72	78.9-5	77.9-3	71.1-5	0 8	SUS
4	4 SATIN3		85	170.58-1	80.2-3	56.2-3	68.22	79.6-3	78.0-2	71.5-1	0 5	PRE
5	7?WEBER2		84	169.48-5	78.1-4	55.9-6	69.09	79.5-4	77.1-5	71.0-6	0 9	E/P
6	8 HOOIE3		83	170.46-2	78.1-4	56.4-1	68.94	79.8-2	77.5-4	71.3-3	0 6	E/P

GG0503 7 6.0 D CL 4+ \$16,000 CP=\$16,000 PR=84 PFT=109.78
 FPS AND ENERGY

		VELOCITY						ENERGY				
#	PNCNAME	LdNT	TOT R	DEF	F1	F2	F3	SC	F1	F2	F3	MED-E
1	1 GOVER1	1	170.22-3	0.36	60.55	57.88	51.79	59.18	35.57	34.00	30.42	69.58
2	2*COLD 1x		169.70-4	0.88	56.54	57.14	56.02	56.84	33.32	33.67	33.01	66.99
3	3 NOWHE3		169.10-6	1.48	57.44	57.07	54.59	57.25	33.97	33.75	32.28	67.72
4	4 SATIN3		170.58-1		58.14	58.22	54.21	58.18	34.09	34.13	31.78	68.22
5	7?WEBER2		169.48-5	1.10	59.46	57.64	52.38	58.54	35.08	34.01	30.91	69.09
6	8 HOOIE3		170.46-2	0.12	59.85	57.66	52.94	58.74	35.11	33.83	31.06	68.94

HI/LO Difference = 1.48 Average = 169.92

GG0503 7 6.0 D CL 4+ \$16,000 CP=\$16,000 PR=84 PFT= ENERGY GENERATOR

↓ Final calculations

#	PNCNAME	LdNT	SR	Total R	HE R	Fx R	%Med	E/EP R	L/EP R	TPP R	BAL	ESP
1	1 GOVER1	1	85	170.22-3	78.1-2	56.2-3	69.58	79.9-1	77.0-3	71.1-3	4	EAR
2	4 SATIN3		85	170.58-1	80.2-1	56.2-2	68.22	79.6-3	78.0-1	71.5-1	4	PRE
3	8 HOOIE3		83	170.46-2	78.1-2	56.4-1	68.94	79.8-2	77.5-2	71.3-2	4	E/P

GG0503 7 6.0 D CL 4+ \$16,000 CP=\$16,000 PR=84 PFT=109.78
Pace Launcher IV Composite

#	PNCNAME	Ld	N	T	TRKDISTS	M/L	EPR	LPR	CPR	TT	HID	FW	FX	LS	RANK
1	1 GOVER1			1	GG 6.0D	3/1	1	3	1	1	2	1	3	1	1
2	4 SATIN3				BM 6.0D	6/1	2	1	2	2	1	2	2	2	1
3	8 HOOIE3				GG 6.0D	20/1	3	2	3	3	2	3	(1) 2	2	2

GG0503 7 6.0 D CL 4+ \$16,000 CP=\$16,000 PR=84 PFT=109.78
VITAL FACTORS

#	PNCNAME	Ld	TOTAL R	SC R	SCBL	3F R	ENT R	TS R	SPN R
1	1 GOVER1		170.22-3	59.18-1(44.6)	0.2	51.79-3(25.5)	92.77-3
2	4 SATIN3		170.58-1	58.18-3(45.4)	4.0	54.21-1(24.3)	95.55-1
3	8 HOOIE3		170.46-2	58.74-2(44.9)	8.0	52.94-2(24.9)	93.45-2

HIGH	170.58	59.18	(44.6)	54.21	(24.3)	95.55	94.39	98.02
LOW	170.22	58.18	(45.4)	51.79	(25.5)	92.77	94.09	96.77
AVE	170.42	58.70	(45.0)	52.98	(24.9)	93.92	94.24	97.57

* = Wire to Wire

GG0503 7 6.0 D CL 4+ \$16,000 CP=\$16,000 PR=84 PFT=109.78
BOTTOM LINE -- BETTING LINE

PNCNAME Ld N T SR PR BAL LS ODDS TRKDISTS M/L

1 GOVER1	✓	1	85	81	4	23.4	EVEN	GG	6.0D	3/1
4 SATIN3	✓		85	88	4	23.3	EVEN	BM	6.0D	6/1
8 HOOIE3	✓		83	85	4	22.1	EVEN	GG	6.0D	20/1

SEVENTH RACE 6 FURLONGS, (107) CLAIMING, Purse \$16,000, 4-year-olds and upward, Weight, 122 lbs.
Non-winners of two races since February 15, allowed 2 lbs. A race since then, 5 lbs. Claiming price
\$10,000; if for \$14,000, allowed 2 lbs. (Maiden races and claiming and starter races for \$12,500 or less not
considered.)
MAY 3, 1986Value of Race \$16,000 Winner \$8,000; second \$3,200; third \$2,000; fourth \$1,200; fifth \$800. Mutual Pool \$222,700.00 Exact Pool
\$108,418.00 Quinella Pool \$18,674.00 Trifecta Pool \$174,900.00

Last Raced	Horse	M/E	L	A	W	P	P	S	1/2	3/4	Str	Fin	Jockey	CP's	Pr	Odds
26Jly87	HOOIE	LB	5	117	7	1			21	21	11	11	Carr D	16000	56.50	
15Apr88	GG2	LBbf	5	119	5	5			61	61	54	21	Lopez AD	16000	1.60	
14Nov87	8M8	LBf	6	117	6	2			3rd	42	3rd	3rd	Meza R Q	16000	9.40	
15Apr88	GG1	LBb	7	117	1	4			11	1st	22	41	Warren R J Jr	16000	0.90	
9Apr88	GG4	LBb	4	117	2	6			43	31	41	54	Gonzalez R M	16000	13.70	
10Apr88	7GG2	LBb	4	117	4	3			53	5th	62	61	Mercado P	16000	1.30	
10Apr88	7GG3	LBb	5	119	3	7			74	74	79	74	Barton J	16000	5.10	
13Oct87	48M8	LB	5	117	8	8			8	8	8	8	Hummel C R	16000	43.20	

OFF AT 3:55 Start Good For All But SEATTLE CONNECTION. Was driving. Time, :221, :461, :572, 1:10 Track fast.

\$2 Mutuel Prices:
8-HOOIE 115.00 35.00 15.00
5-TURN TO GLORY 4.00 3.20 5.00
7-WEBERS WEDGE 5.00
\$1 EXACTA 8-4 PAID \$222.00 \$2 QUINELLA 5-4 PAID \$191.00 \$1 TRIFECTA
8-5-7 PAID \$1,025.00

CORRUPT 7 6 8 9 CL 40 215 000 CP 215 000 PR-04 PFI-109.70			
B PW NAME Ld NT		IC R	PRCE MATCH UP SC R
PAGE		21.5	44.6
1 1 COVER1	1	21.5-1	109.7
2 2=COLD 1X		23.3-1	110.1-4
3 3 HOUNED		23.8-3	110.0-3
4 4 SATINS		22.7-4	110.3-5
5 7TAKERS		22.2-3	109.7-1
6 6 HOOIES		22.1-2	43.1-3
			110.3-5
			44.9-2
			109.9-2

OUT

OUT

OUT Sh

W

a bit high but is #1 on final
time - OK.

Philip L. Hilliard

2626 East Park Avenue - #8206
Tallahassee, FL 32301-0807
(850) 309-1957

May 12, 1998

Dr. Howard Sartin
O. Henry House, Inc.
1390 East 6th Street - #5
Beaumont, CA 92223

Dear Doc:

I have been a client for the past six or seven years and I thought you might be interested in a major success I had playing Lone Star Park on Sunday May 3, 1998. I was in New Orleans for a conference and had a few hours to kill before the conference started, so I went to an off-track betting parlor in Gretna. The two tracks I planned to play were Lone Star Park and Hollywood Park. I only recently upgraded to Synthesis from Pace Launcher IV and used Synthesis for TrackMaster for only two weeks prior to this trip; so I was handicapping the races using both the BRIS and TrackMaster downloads to get a sense for how the sources compared to one another. Attached is a copy of the printout I took to the track.

For both programs, I selected pacelines for nine horses (copies of these races can be found on the enclosed diskette). My approach is to hide pacelines until I keep only the best pacelines for each horse entered (I essentially remove duplicates). Next I hide pacelines until I keep only the top six horses in the field, and they are my contenders. I base all selections and wagering decisions on my six contenders. For the TrackMaster version of Synthesis, I hide horses based upon its Bottom Line/Betting Line ranking (since I am still getting used to that program). For regular synthesis, I hide horses based upon its Sartin Pace Number (SPN) ranking until I have six horses. However, I will only place Win bets on the top four horses ranked by SPN, and that is without respect to how they rank in Betting Line/Bottom Line.

When the second race came up, I could not believe my eyes! My top two figure horses were going off at 7/5 and 9/2 respectively, but my third and fourth figure horses for both Synthesis programs were going off at 30/1 and 60/1! Immediately I double-checked my pacelines to make sure they were reasonable – and they were. I also checked the pacelines for the other horses to make sure I had not overlooked something – I had not. When everything looked appropriate, I decided on my wagering strategy. My strategy was to bet MY AB across the board for \$3/\$6/\$12 (W/P/S), and NOTED across the board for \$2/\$4/\$8. I also decided to box my top 4 horses for a \$1 Exacta Box (I thought the odds warranted it), and a \$1 Exacta Box keying MY AB with my top three other horses (TICK, PLAIN, and NOTED). The reason I used MY AB as my key horse is it had a different ESP rating than my other contenders. It was an Early Presser and the other contenders rated Early. My experience has been when I find a horse with an energy

pattern counter to the other contenders, they win a high percentage of such races, and make excellent key horses for Exactas. I also made a \$1 Trifecta Box with my top four selections.

MY AB won the race catching NOTED about 30 yards from the wire. The payouts were \$62.40, \$27.60, and \$9.00 respectively (payouts, using EQUIBASE as the source, are enclosed). NOTED ran second paying \$55.40 and \$14.80 to place and show. The 7/5 favorite TICK showed. The Exacta for the race paid \$3,404.20 and the Trifecta paid \$10,617.00. My total wager for the race was \$77. My return was \$9,113. I would say 118.35 is a pretty good return on investment. Since I had to go to an IRS window to collect, I have also included photocopies of the IRS tickets I received from the facility for the Trifecta and Exactas.

I would be honored if you would feature this race in an upcoming Follow-Up article. As I said at the beginning, I have only been using Synthesis for about one month and the TrackMaster version for a couple of weeks. Both versions evaluated this race cold! Thanks for another great product and I look forward to submitting many more success stories!

Best regards,

Phil Hilliard

Phil Hilliard

LS0503 2 6.0 D CL 3+ \$7,150 CP=\$5,000 PR=74 RT=113.

BOTTOM LINE -- BETTING LINE

(#)	PN	CHANE	Ld	SR	PR	BAL	LS	ODDS	TRKDISTS	M/L	DAYS	AGE
S(5)	6	TICK	1	88	74	2	24.0	EVEN	NOV 6.0D	3/1		
(4)	5	PLAIN	1	84	74	5	20.3	9-5	LS 6.0D	4/1		
W(6)	10	NY AB2	82	75	8	16.1		3-1	NOV 6.0D	12/1		
P(2)	2	NOTED	1	78	74	7	14.0	7-2	NOV 6.0D	20/1		
(3)	4	CAPT.1	78	74	10	8.0		7-1	LS 6.0D	6/1		
(1)	1	DON'T2	74	78	10	7.0		8-1	NOV 6.0D	8/1		

SYNTHESIS POWER RANKINGS AND FRACTALS.

*****														PRIN		SUPP													
B/L/T/PRIN/SUPP/FRACT														E/L/C/T/N/P/F/S/P/X/T/T															
A/S/O/--- --- ----														P/P/P/T/E/W/X/P/X S/P															
##	PN	CHANE	Ld	SR	L	P	T	LS	R	LS	R	E/L/N	XSP	SCBL	R	R	R												
--	-----	---	--	-	-	--	-	-	--	-	-	-	---	----	-	-	-	-	-	-	-	-	-	-					
1	1	DON'T2		74	10	6	5	35	6	30	6	6	6	6	EAR			3	6	6	3	6	5	6	6	6	6	6	
2	2	NOTED1	1	78	7	5	3	28	4	17	4	2	4	4	EAR	1.0		4	5	4	4	5	3	3	4	3	4	3	
3	4	CAPT.1	2	78	10	4	4	34	5	25	5	5	5	5	EAR	3.0		5	3	5	6	4	6	5	5	5	5	5	
4	5	PLAIN1	2	84	5	2	2	18	2	13	2	3	2	3	EAR			2	4	2	1	3	2	4	2	4	3	2	
5	6	TICK	1	88	2	3	1	9	1	5	1	1	1	1	EAR			1	2	1	2	1	1	1	1	1	1	1	
W	6	10	NY AB2		82	8	1	6	23	3	15	3	4	3	2	E/P	5.0		6	1	3	5	2	4	2	3	2	2	4
*****														*****		*****		*****											

FRACTALS WHIGHTED: E=Early L=Late N=Normal

SYNTHESIS Composite -- ATH

LS 5-3-98 2 6 D

#	NAME	L	N	T	SR	EPR	LPR	CPR	TT	HE	FW	FX	LS	RANK	FX	E	TS	TPP	R
1	NOTED1				78	3	4	4	4	4	3	2	24	4	2	4	3	70.05-2	
2	TARZII				70	6	6	6	3	6	6	6	39	6	6	6	6	68.76-6	
3	CAPT.1				74	4	5	5	5	5	5	5	34	5	5	5	5	69.05-5	
4	PLAIN1				80	2	3	3	1	3	2	4	18	2	4	2	4	69.57-4	
5	TICK 1				87	1	2	1	2	1	1	1	9	1	1	1	1	70.84-1	
6	NY AB2				80	5	(1)	(2)	6	(2)	4	3	23	(3)	3	3	2	69.84-3	

CHAOS POWER RANKINGS AND FRACTALS -- ATH

LS 5-3-98 2 6 D

RANKS												COMP		FRACTALS			BAL
#	NAME	L	N	T	SR	LS/P	SPN	FX	E	T/S	TPP	LS	RANK	E	L	N	
1	NOTED	1			78	5	3	2	4	3	2	24	4	2	2	2	5
2	TARZI	1			70	6	6	6	6	6	6	39	6	6	6	6	12
3	CAPT.	1			74	4	5	5	5	5	5	34	5	5	5	5	10
4	PLAIN	1			80	2	2	4	2	4	4	18	2	4	4	4	7
5	TICK	1			87	3	1	1	1	1	1	9	1	1	1	1	2
6	NY AB	2			80	(1)	4	3	3	(2)	3	23	(3)	X3	X3	X3	X6

3-3-3

SECOND RACE

Lone Star

1 FURLONGS. (LMP) CLAIMING. Purse \$7,100 (Includes \$800 from ATH). 3-year-olds and upward, ungraded Texas bred. Weights 3-year-olds, 110 lbs. Older, 122 lbs. Non-winners of a race since April 1, allowed 3 lbs. A race since March 1, 5 lbs. Claiming price \$5,000.

MAY 3, 1998

Value of Race: \$7,100 Winner \$4,200; second \$1,400; third \$700; fourth \$300; fifth \$100. Mutual Pool \$25,045.00 Exacta Pool \$28,705.00 Trifecta Pool \$18,570.00

Last Raced	Horse	M/Eqt.	A.Wt	PP	St	1/4	1/2	Str	Fin	Jockey	C/Pg	Pr	Odds \$1
11Apr98 2LS7	My Abraham	L	6	116	10	4	90	83	34	114	Trujillo V	5000	30.20
4Apr98 2Hou4	Noted Aly I		7	116	2	7	3rd	32	21	23	Armstrong R D	5000	67.70
4Apr98 2Hou1	Tick and Fire	Lb	5	122	6	5	2nd	2nd	1st	34	Lanerie C J	5000	1.40
2Nov97 2Haw1	Action Hero	Lbf	7	116	8	3	11	102	84	4th	Perner E C	5000	3.70
12Apr98 2LS8	Capt. Kombat	Lb	4	116	4	10	6th	5th	64	51	Simington D E	5000	8.90
17Apr98 2LS7	Don't Hurry Me	L	4	116	1	8	5th	4th	5th	6th	Barron A	5000	8.10
12Apr98 2LS8	Friendbuddyolepal	b	4	116	7	9	81	52	104	71	Martinez F III	5000	16.10
17Apr98 2LS8	Locked Up Revenue	Lb	5	116	11	2	72	64	4th	80	Cogburn K L	5000	19.40
12Apr98 2LS8	Tarzine	Lf	5	116	3	11	101	11	11	94	Lovelace A K	5000	23.40
12Apr98 2LS1	Plain Wistex	L	5	116	5	6	41	74	9th	103	Collier J	5000	4.90
16Apr98 2LS11	Ensure	Lb	4	116	9	1	14	14	74	11	Glasser T P	5000	37.40

OFF AT 2:03 Start Good. Won driving. Time, :22.4, :46.1, :1:31, 1:13 Track fast.

\$2 Mutuel Prices: 10-MY ABRAHAM 62.40 27.60 9.00
2-NOTED ALY I 55.40 14.80
6-TICK AND FIRE 2.80

22 EXACTA 10-2 PAID \$3,404.20 22 TRIFECTA 10-2-6 PAID \$10,617.00

Lone Star Park - May 3rd, 1998 - Race 2

Claiming - For Thoroughbred Three Year Old and Upwards State Bred Six Furlongs on the Dirt

Claiming price: \$5,000

Purse: \$7,150

Track: Fast Weather: Cle

Pgm	Horse Name	Win	Place	Show
10	My Abraham	62.40	27.60	9.00
2	Noted Aly I		55.40	14.80
6	Tick and Fire			2.80

Wager Type	Winning Numbers	Payoff	Pool	Carryover
Daily Double	6-10	372.60	37,041	
Exacta	10-2	3,404.20	101,267	
Trifecta	10-2-6	10,617.00	84,936	

GRETHA**IRS CLAIM INFO**

SOLD 3-MAY-98 CLAIM 3-MAY-98
 CLAIM AT GRETHA
 S/S NO: 061-46-2007
 TKT TSN: BC80C-677E-95DB
 SOLD ON LONE STAR PARK
 RACE 2 \$1 EXA
 10/02
 CLAIM VALUE : \$1702.10
 IRS DEDUCTION : \$.00
 OTHER DEDUCTION: \$.00
 NET CLAIM : \$1702.10
 5314020 W:531405 3May98

GRETHA**IRS CLAIM INFO**

SOLD 3-MAY-98 CLAIM 3-MAY-98
 CLAIM AT GRETHA
 S/S NO: 061-46-2007
 TKT TSN: 9920C-737C-95DB
 SOLD ON LONE STAR PARK
 RACE 2 \$1 EXA
 10/02
 CLAIM VALUE : \$1702.10
 IRS DEDUCTION : \$.00
 OTHER DEDUCTION: \$.00
 NET CLAIM : \$1702.10
 5314020 W:531405 3May98

GRETHA**IRS CLAIM INFO**

SOLD 3-MAY-98 CLAIM 3-MAY-98
 CLAIM AT GRETHA
 S/S NO: 061-46-2007
 TKT TSN: AF60C-63FE-95DB
 SOLD ON LONE STAR PARK
 RACE 2 \$1 TRI
 10/02/06
 CLAIM VALUE \$5308.50
 IRS DEDUCTION \$1486.00
 OTHER DEDUCTION \$.00
 NET CLAIM \$3822.50
 5314020 W:531405 3May98

**THOSE SAYING THEY HAVE PROBLEMS AT LONE STAR
 TAKE NOTE**

How Good is Doc's Synthesis?

By Nick Lonzisero

How good is Doc's new Synthesis with Trackmaster downloads? Not only is the program more handicapper friendly than ever before, but its new features make it almost perfect. Downloading is simpler than ever. Now, all the paceline selections are done in the same program which not only saves time when doing multi-tracks, but uses accurate, automatic adjustments, and "forces" you to select the proper pacelines. Just by following Doc's simple "best of last three comparable", one should never have any paceline selection difficulties again. I used to, admittedly, question some of my pacelines, but with use of the new interface, I am confident of my selections.

Does Sartin Synthesis work? The enclosed example is a prime example of the program's true power. This was the first card I wagered on since using the program and was shocked by the results. The beauty of this particular \$1,000 plus pick three (Santa Anita 3/7 Races 3-4-5) was that it accurately selected each double digit winner as being EVEN on top in the Bottom Line-Betting Line without any additional analysis!!!! These three* races were simply the result of selecting the best of last three comparable pacelines and going to the Betting Line screen. I also hit other races and numerous exactas and triples by using the program's other powerful corollary features. Sartin Synthesis is a powerful program and the winning (profit) potential is only limited by the user. Thanks Doc for a terrific program!!!!

SA0404 4 6.5 T CL 4+ \$52,640 CP=\$62,500 PR=89 PFT=113.45 TC=1
04-04-1998 2:36:00 PM

BOTTOM LINE -- BETTING LINE

PNCNAME	LD	SR	PR	BAL	LS	ODDS	TRKDIST	M/L	DAYS	AGE	
9	KEEPS2	94	90	2	19.5	2-1	SA 7.0D	8/1	6	6	W \$24,20
5	CUVEE1	87	87	8	18.0	5-2	SA 6.5D	10/1	55	5	P \$10,00
3	TROYS1	87	90	6	15.0	7-2	SA 6.5T	5/1	28	5	S \$5,00
7	MAKIN1	85	90	8	13.3	4-1	SA 6.5T	7/2	28	7	1
11	FELON1X	85	89	9	12.0	9-2	SA 8.0T	9/2	13	6	1
8	CRYST1	85	90	7	11.6	5-1	SA 6.5T	5/1	28	4	1

EX _____ TRI \$ 726.00 QU _____ BET _____ WON L

SYNTHESIS POWER RANKINGS AND FRACTALS

						PRIM										SUPP														
#	PNCNAME	LDNT	SR	L	T	S	O	P	F	R	C	T	H	F	X	LS	R	S	P	F	C	T	P	LS	R	FRACT			ESP	SCBL
																										E	L	N		
1	3	TROYS1	1	87	1	4		6	1	3	4	1	5	4	24	3		3	4	1	3	3	14	3		4	2	2	SUS	15.0
2	5	CUVEE1		87	3	2		2	5	2	2	5	2	3	21	2		2	3	2	2	2	11	2		2	3	6	E/P	10.0
3	7	MAKIN1	1	85	4	3		3	4	4	6	6	3	2	28	4		4	2	4	4	4	18	4		3	5	5	PRE	13.0
4	8	CRYST1	1	85	2	5		5	2	6	3	2	6	5	29	5		6	5	5	5	5	26	6		5	4	3	S/P	15.0
5	9	KEEPS2	W	94	6	1		0	6	0	1	4	1	1	15	1		1	0	6	1	0	10	0		0	0	0	HAR	
6	11	FELON1X		85	5	6		4	3	5	5	3	4	6	30	6		5	6	3	5	6	25	5		6	6	4	S/P	15.0

FRACTALS WEIGHTED: E-Early L-Late N-Normal

Shane,

Could you please pass this along to your Dad?

Howard,

Hope you are well -

I *love* the new Track Master download program - with PL4T. (The audio tapes have been great, too.)

Today at Oaklawn, Dusty, the 2nd BL/BL, goes off at 19-1. Dusty wins and pays \$39.40.

I can't send you the graphs, in email, but -

OP0328 8 8.5 D CL 4+ \$13,500 CP=\$15,000 PR=82 PFT=144.64
BOTTOM LINE -- BETTING LINE

PNcNAME	Ld	N	T	SR	PR	BAL	LS	ODDS	TRKDISTS	M/L
27JIMS 1				85	86	2	24.0	EVEN	RP 8.5D	12/1
> 4*DUSTY1				78	84	11	17.6	5-2	OP 8.5D	8/1
5*EASTE1				77	83	6	14.0	7-2	OP 8.0D	8/1
6*FLETC1				78	82	7	14.0	7-2	OP 8.0D	4/1
1 TEXAS3				77	86	7	11.8	5-1	CD 8.0D	2/1
8*JULIA2				75	85	8	10.0	5-1	FG 8.5D	5/2
3 LUKIE3				73	82	10	4.0	12-1	OP 8.5D	15/1
7 LEGAL2				67	85	14	0.0	20-1	OP 8.0D	15/1

WINNER!

OP0328 8 8.5 D CL 4+ \$13,500 CP=\$15,000 PR=82 PFT=144.64
VITAL FACTORS

Dusty is 2 in SPN, which has been effective as a corollary this week at OPX.

#	PNcNAME	Ld	TOTAL	R	SC	R	SCBL	3P	R	ENT	R	TS	R	SPN	R	
1	1 TEXAS3	162.01	-2	56.72	-1	(109.8)	3.1	50.35	-8	(32.8)	87.60	-6	92.31	-2	86.42	-4
2	27JIMS 1	164.34	-1	55.79	-2	(111.0)	1.1	53.35	-1	(30.9)	97.15	-1	92.65	-1	98.67	-1
3	3 LUKIE3	159.62	-7	54.55	-8	(112.6)		51.54	-3	(32.0)	86.58	-7	91.24	-6	78.67	-6
4	4*DUSTY1	159.76	-6	55.13	-4	(111.8)	3.1	51.25	-5	(32.2)	92.61	-2	91.49	-4	92.27	-2
5	5*EASTE1	160.62	-4	55.05	-5	(111.9)	7.3	52.44	-2	(31.5)	91.96	-3	91.78	-3	88.67	-3
6	6*FLETC1	160.78	-3	55.68	-3	(111.1)	4.5	51.01	-7	(32.3)	90.15	-4	91.78	-3	88.67	-3
7	7 LEGAL2	158.40	-8	54.76	-6	(112.3)	9.8	51.03	-6	(32.3)	83.93	-8	91.12	-7	74.67	-7
8	8*JULIA2	159.87	-5	54.74	-7	(112.3)	2.0	51.49	-4	(32.0)	89.37	-5	91.33	-5	84.67	-5

My ROI today is 21sh. (2.05)

More to come - thanks!

Matt Noreen

EIGHTH RACE
Oaklawn
MARCH 28, 1988

1 1/4 MILES. (1:40) CLAIMING. Purse \$12,000. 4-year-olds and upward, Weight, 122 lbs. Non-winners of two races at one mile or over since January 28, allowed 3 lbs. One race since then, 5 lbs. Claiming price \$10,000; if for \$12,000, allowed 3 lbs. (Races where entered for \$10,000 or less not considered.)

Last Race	Horse	M/E	L	A	WL	PP	St	%	%	%	Str	Fin	Jockey	CP	Pr	Odds	GI
19Mar90 7OP1	Dusty J.R.	L	6	114	4	7	82	71	611	21	121		Brennan M J	15000		18.70	
04Mar90 7OP0	Lukie To Draw	Lbf	9	116	3	1	611	61	31	13	21		Gonzalez C V	15000		28.30	
25Jan88 10FC4	Julianus	L	9	113	8	2	521	41	41	34	31		Meche L J	12500		2.60	
04Mar90 7OP4	Eastern Danger	Lb	6	116	5	9	9	9	82	42	44		Cordova D W	15000		4.50	
14Mar90 8OP3	Fletcher's Pride	Lb	5	113	6	8	71	81	71	74	521		Doocy T T	12500		1.90	
20Mar90 8OP3	Business Decision	Lf	5	112	9	3	441	31	2nd	61	62		Lopez J	15000		31.70	
22Feb90 8OP4	Texas Town	L	6	116	1	4	11	1st	1st	51	74		Borel C H	15000		2.50	
13Mar90 10OP7	Legal Judge	Lbf	4	113	7	6	31	51	9	8nd	84		Walker B J Jr	15000		25.90	
7Dec87 8RP3	Jims Track Barron	Lb	4	116	2	5	21	21	5nd	9	9		Pettinger D R	15000		8.90	

OFF AT 4:44 Start Good. Won driving. Time, :231, :464, 1:122, 1:381, 1:46 Track fast.

\$2 Mutuel Prices:

4-DUSTY J.R. 39.40 16.00 7.20
3-LUKIE TO DRAW 16.40 9.20
8-JULIANUS 1.90

EXACTA 4-3 PAID \$588.40

SYNTHESIS

THE ULTRA - ADVANCED SOLUTION SYNTHESIS—so named because it synthesizes ALL viable corollaries from every viable Sartin readout since 1975: Total speed, Entropy, Quad-Rater, Total Pace Potential, Incremental Match Up Compugraph and more. Many other features have been added or revised and honed into finite chaos formula ratings, adding extra corollaries for more secure wagering decisions with SYNTHESIS.

\$679 *Full price or upgrade from Pace Launcher:*

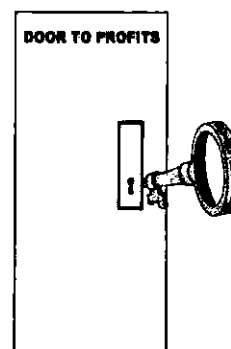
From PL4 purchased after August 1997 **\$229**

From PL4 upgraded from PL3 after August 1997 **\$329**

From PL4 purchased *prior to* August 1997 **\$379**

From PL3 **\$429**

CA residents add 7.75% tax



Sartin Methodology TODAY & TrackMaster...

TrackMaster, a leader in the electronic horse racing industry, now has compatible downloading for **Pace Launcher 3, Pace Launcher 4 or SYNTHESIS**. Utilizing **TrackMaster** data saves you considerable time and money over whatever data source or manual entry you currently use. TrackMaster programs contain the official program numbers, morning line odds, and other data not found anywhere else... and give you a printout that looks just like the Form. Never again do you need to buy a Form or Track Program! TrackMaster gives you superior pricing, customer service (11 hours a day, 7 days a week) *and superior data!*

So get ON LINE with TrackMaster...and get the advantage.

Call **TrackMaster** at 800-334-3800 for pricing details.

If you are using **Pace Launcher 3, 4 or SYNTHESIS**, and would like to use **TrackMaster**, order the TrackMaster version for your program allowing you to download directly into your program via TrackMaster all the vital racing data you need!

\$100.00

for our TrackMaster compatible version of PL3, PL4 or SYNTHESIS

No need to turn in your existing program - keep it should you want to utilize manual input.

* TrackMaster requires Windows 3.1 or Windows 95 and a 14.4 or better modem.

