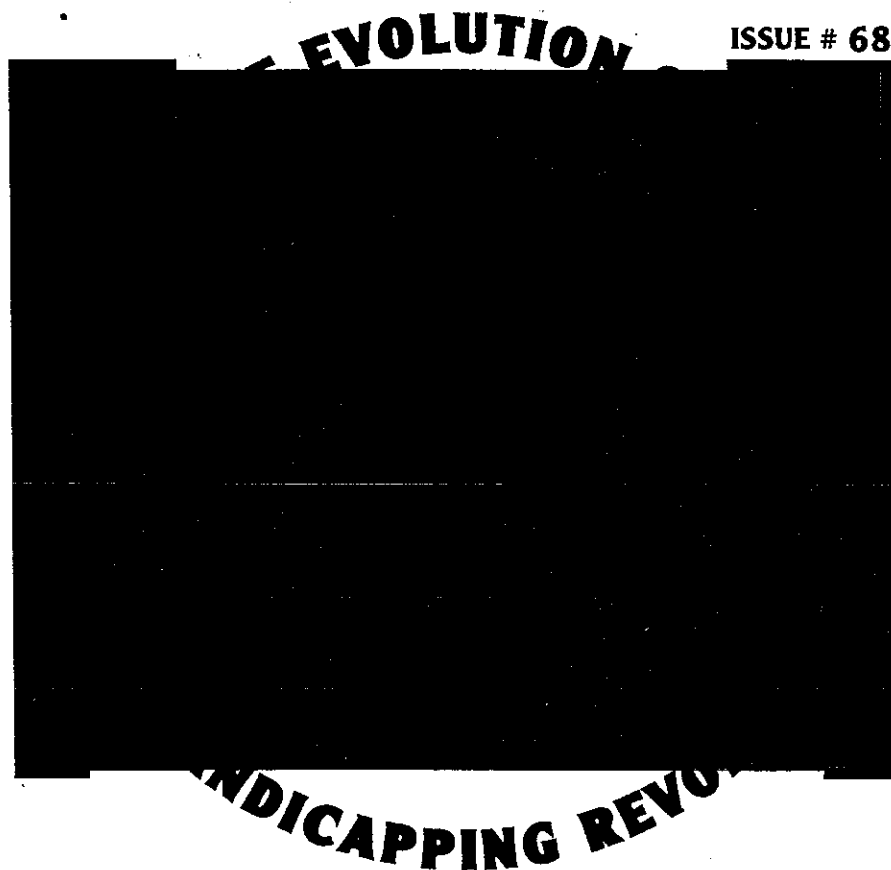


The FOLLOW UP

with Howard G. Sartin, Ph.D.



BEYOND the BASICS

Publisher's Desk	1
On Line with Shane	16
Making a Smooth Transition	19
X Marks The Spot	23
The Dangers of Result Chart Profiling	30
Vox Populi	42
Helpful Hints... by Mel Shrawder	46
Belief vs Non-Belief by Terry Powledge	53
Psychology of Winning	54
The Wagering Decision Chart for Place	57
3 Year Best Times for Speed Ratings	58
Money Matters	61
Ends & Odds	63
Synthesis for TrackMaster by Dennis Mikkelson	68
Anatomy of a NO Problem Race	69

The FOLLOW UP is published six (6) times a year by O. Henry House, Inc. in conjunction with the Inland Empire Institute. Subscription price is \$72 per year third class mail and \$87 per year first class & Canadian mail, other foreign subscribers: \$100/year. Back issues are available for \$12.50 each. California residents add 7.75% sales tax. If you have any problem with your subscription or have a change of address, please contact O. Henry House at the address below. All information in this publication is for informational purposes only.

The FOLLOW UP

O. HENRY HOUSE, INC.
1390 E. 6TH STREET, STE 5
BEAUMONT, CA 92223

909-845-5907

between 1 and 3 PM Pacific time

Please send all correspondence to this address. This includes submission of material for publication consideration, letters, opinions, comments - whatever.

Thank you,
O. HENRY HOUSE, INC.

O. HENRY HOUSE, INC.
PIRGO
THE SARTIN
METHODOLOGY
1390 E. 6TH STREET #5
BEAUMONT, CA 92223

STATEMENT OF POLICY


The Sartin Methodology is based in Psychotherapy and its goals are NOT directed toward fostering the illusions or delusions of gamblers seeking magic solutions for picking winners. We are primarily a healing arts organization dedicated to providing an alternative solution to mainstream psychiatry's prescription of total abstinence for non-winning handicappers. Our slogan is - and always has been -

"THE CURE FOR LOSING IS WINNING"



© 1998 O. HENRY HOUSE, INC.

All right reserved. No part of this work may be reproduced or transmitted in any form or by any means, electronic or mechanical, including photocopying and recording, or by any information storage or retrieval system, except as may be expressly permitted by the 1976 Copyright Act or in writing from the publisher. Past Performance and Results charts copyrighted by Daily Racing Form, Inc.



IN THE NEWS – Sounds like synchronicity, but the week after I explained that TrackMaster used performance data from Equibase, aka The Jockey Club, instead of that from the Daily Racing Form, the two entities officially merged. The Racing Form will now use Equibase Data along with its best Chart Callers who will now be positioned with an ideal view of each race, once enjoyed only by the DRF. Previously the DRF had the kind of monopoly that gave them so many advantages they drove Racing Times out of business. Now many of the former Racing Times personnel who made that publication a threat are back with the *new* conglomerate. The folks at TrackMaster are jumping with joy.

I receive two persistently nagging questions: (1) Why don't you publish full names and addresses in Vox Pop? The answer is simple: When we gave out names and addresses, even phone numbers, those mentioned received a barrage of calls, letters and persons banging at their doors at all hours asking for advice and to tag along at the races. The only time I give full names now is when someone contributes a column or gives express permission to be identified.

With e-mail, along with our extended phone hours, all the essential information, technical and handicapping procedure, is available from the source.

(2) As for writing a book: I pen over 400 pages a year in the Follow Up. That's for clients. If I wrote a book the general public could understand, it would mean sharing secrets I promised that would be YOURS ALONE. To fully understand the mind set of most "horseplayers", one only has to read the various periodicals and newsletters being offered on the open market. I wrote almost a dozen articles for American Turf Monthly, not one of which received an "understanding" response.

You are a unique group. I only realized how unique when I tried dealing with a wider public.

BACK TO WHAT BASICS

One of the most oft written and spoken phrases in contemporary handicapping writings and lectures is: "Let's get back to BASICS," and that overused term: "Return to Fundamentals."

One consistent loser I know, happily no longer a client, keeps insisting that the "old stuff" is still the best. I've long since given up responding to his outcries, but when I did, I asked him to make a list of the basics and fundamentals to which we should return. He stutters a little when answering but the gist of his reasoning is CONDITION, as determined by Trainer Records, Earnings, and in-the-money consistency, with emphasis on number of wins per start.

He says that trainer intentions can invariably be predicted by the choice of a top jockey or one that has a good record with the trainer. Here is a recent jockey-trainer combination record from Bay Meadows. While the trainers and jockeys have some wins, look at the ave. mutuel column relative to win percent. It shows that the bettor will lose, a regular experience for this former client:

BAY MEADOWS

TRAINER/JOCKEY COMBINATIONS

WITH MULTIPLE WINNERS
FROM JANUARY 22 TO MARCH 12, 1998 INCLUSIVE

TRAINER/ JOCKEY	STARTS	WINS	PLACE	SHOW	AV WIN PAYOFF
HOLLENDORFER JERRY	133	38	28	25	5.10
Baze R A	66	26	16	10	4.45
Warren R J Jr	20	6	0	6	5.60
Meza R Q	26	3	8	5	8.80
SUMJA BRENT	63	18	11	7	8.81
Barton J	23	7	2	2	6.20
Carr D	4	3	1	0	8.20
Warren R J Jr	5	3	1	0	9.27

28.5%
39.3%
30.0%
11.5%
-28.5%
-30.4%
75.7%
60%

R.O.I. = MINUS \$62.20
R.O.I. = MINUS \$16.43
R.O.I. = MINUS \$3.36
R.O.I. = MINUS \$25.80
R.O.I. = PLUS \$32.58
R.O.I. = PLUS \$8.19
R.O.I. = PLUS \$16.60
R.O.I. = PLUS \$17.82

Top trainer, Jerry Hollendorfer has won 28.5% of the time. Put two bucks on all his mounts to win: Lose \$62.20 His favorite jockey is Baze. When he wins the average mutuel is \$4.45. Follow this combination and lose \$16.43. Both of his other favorite jockeys produce losses as well.

Now look at Brent Sumja. He only saddled 63 mounts but his win percent is right up there with Hollendorfer, 28.5%. Wait out a lot of races, only bet your \$2 on his 63 and you win \$32.58. His jockey choices are all slightly profitable, too, and he doesn't use Baze.

The survey takes in a total of 50 days. This is the problem with postmortem surveys. You always know the trainer-jockey and combination that are most effective *after the fact*. All those award winning books and articles on trainers are written after the fact, making them obsolete long before they go to press.

That former client I speak of is still an advocate of pace. His method of selecting pacelines however, is not in tune with today's reality. First, through some subjective, ego-centered insight, he determines "precisely" what today's pace will be, then he goes back as far as eight or nine lines - to any line - he figures will match his perception of today's pace of race. The horse whose fractions, figured on a linear scale, can beat said pace, is his choice.

He is a consistent loser. To his credit he admits that. Yet he still insists the "old stuff" is the best. "Then, how come people who couldn't consistently win with the 'old stuff' are now winning with the new?" I ask him. Answer: "The tires may be new but the hubs are the same." Not true. Non-Linear Dynamics are quite UNlike the Old Stuff. He continues to lose but attributes his failure to skullduggery, track maintenance, jockey-trainer collusion, the 'fix', positioning of the flag, timing errors and corrupt racing secretaries. He insists that I win only because I'm betting on the "fixed" horses.

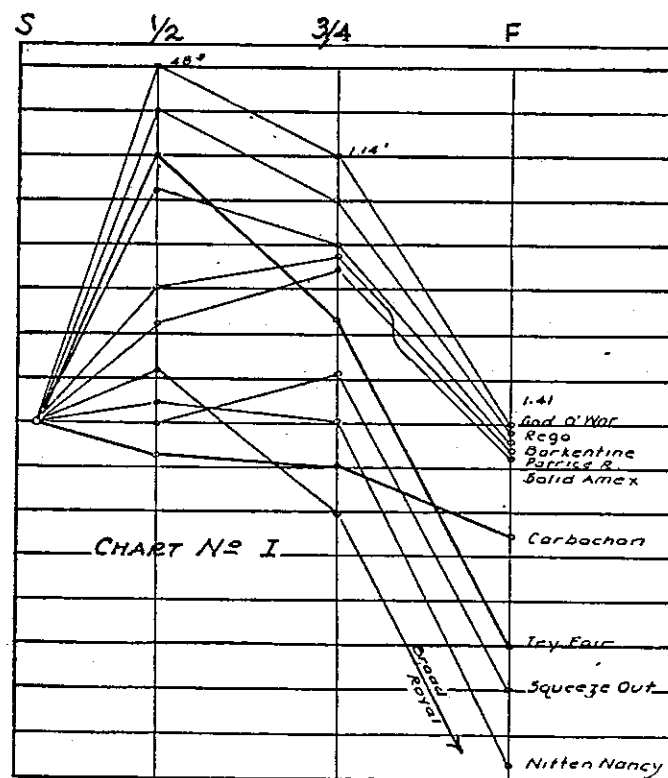
I know of only one living person who can usually interpret pacelines the way this person says

he does. The alleged abilities of one person out of many thousands does not a successful procedure make.

One of the chief reasons for losing is adherence to the go-back-to-the-basics syndrome, coupled with the idea of using fundamentals. The only way to even remotely understand what constitutes the alleged Basics and Fundamentals is by becoming completely familiar with all the literature of 20th century handicapping.

Those who are not fully aware of the history of handicapping concepts, and its evolving philosophies, are setting themselves up for accepting procedures that have long been made obsolete by the passage of time and overuse. Contemporary handicapping dates back to the turn of the century with George E. Smith, aka Pittsburgh Phil. Of the 56 printed Racing Maxims of Pittsburgh Phil, there are but four that could make us a dime today. The other 52 are now fallacious and no longer applicable.* They are horse and buggy compared to a 1998 automobile.

There were a few lesser known authors who came along shortly after Phil. From this book by an unnamed author, published by Montee, Baltimore, Md., comes the first example of stick graphing fractions in descending order, start, 1/2 mile, 3/4 mile, finish. We've seen many versions of this still in use. The idea had merit but the mathematics produce a LINEAR progression. A number of famous authors tell us that handicapping was meant to be the analysis of the 3 primary fractions, by time or Rate of Velocity, as in feet-per-second or miles-per-hour. That's a LINEAR view and can be most deceiving.



*RACING MAXIMS OF PITTSBURGH PHIL (\$7.95) Gamblers Book Club, 630 S. 11th Street, Las Vegas, 89101.

That was then, this is now. Here is an example of a race we won March 18, 1998. It is the 7th at Santa Anita - about 6.5 furlongs, on Turf.

Using SYNTHESIS' Hide feature, we narrowed this Stakes Race down to the five best contenders. Look at the LINEAR Rankings of the \$16.80 winner CONNECT:

F-1

RANK 4th

3 horses out of 5 were faster

F-2

RANK 3rd

2 horses out of 5 were faster

F-3

RANK 1

Fastest in this fraction only

VELOCITY

##	PNcNAME	LdNT	F1	F2	F3
1	1A PHONE1	2	55.13	56.84	56.51
2	3 MARIG1	1	56.00	55.85	55.15
3	4 HOLY 1	1	56.17	55.70	55.74
4	6 ENABR1	2	56.00	56.72	55.97
5	7 CONEC1	W 2	55.47 (4)	56.65 (3)	57.01 (1)

9509—SEVENTH RACE. About 6½ Furlongs Turf. Purse \$100,000-Added. "La Habra Stakes." Fifteen, 3-year-olds.

Index	Horse and Jockey	Wt.	PP	ST	¼	½	¾	Str.	Fin.	To \$1
(9428)	Connectis (fr), J Valdivia Jr	114	8	11	10 ¹	9½	-	4 ^{hd}	1½	7.40
9364	Loveontheroad, K Desormeaux	116	1	3	12½	12	-	13½	2½	5.90
(9400)	Miss Fleet Diablo, C Black	127	9	2	5 ^{hd}	6½	-	51	3½	19.50
9428	A-Phone Alex (fr), Delahoussy	116	10	6	9 ^{hd}	11½	-	8½	4½	5.90
9334	Mistill, L Pincay Jr	117	8	5	3 ^{hd}	4 ^{hd}	-	8 ^{hd}	5 ^{hd}	34.50
8180	Star's Proud Penny, C Nakatani	120	11	8	11½	10½	-	7½	6½	3.20
9428	Enabru, O Vergara	116	5	4	2½	2½	-	3½	7½	43.20
(9307)	Holy Nole, D Flores	116	3	7	7 ^{hd}	8½	-	10½	8½	3.00
(9352)	Storm Beauty, G Stevens	116	12	1	8½	7 ^{hd}	-	9 ^{hd}	9 ^{hd}	12.30
---	A-Baby Grand (fr), G Almeida	114	7	10	4½	3½	-	2 ^{hd}	10½	5.90
---	Opert (fr), R Douglas	114	4	12	12	12	-	12	11½	14.10
9307	Marigot Bay (fr), A Sells	114	2	9	8½	5½	-	11½	12	18.50

No Scratches.

7—CONNECTIS 16.80 7.80 5.80

2—LOVEONTHEROAD 8.00 6.00

9—MISS FLEET DIABLO 7.80

Off: 4:11 Time: :21.3:44 1:07 4/5, 1:14 1/5, Track: Clear & Firm. Winner-b.f.3 River Falls-Chrisie Milk Tr-Barry Abrams Own-Let It Ride Stable et al. Mutuel Pool \$418,131.10. Exacta Pool \$261,774. Quinella Pool \$36,421. Trifecta Pool \$325,298. Pick Three Pool \$90,948.

\$1 EXACTA (7-2) PAID \$67.50

\$1 TRIFECTA (7-2-9) PAID \$1,136.80

\$2 QUINELLA (2-7) PAID \$76.20

\$1 PICK THREE (6/5/7) PAID \$448.10

Many of the same author-experts who tell us to use Fundamentals and Get Back to Basics, also discount the viability of the fastest 3rd fraction. For the most part they are "Early Oriented." Look now at CONNECT'S position calls: 11th, 10th, 9th, 4th and wins. I wonder *where* in the past performances former clients who promote the viability of Position Call Handicapping looked to find a pace to match this one and predict CONNECT the winner?

They didn't. In their view, the favorite, HOLY NOLA, was a perfect pace match. It came in eighth.

Granted there are others who could analyze the fractions of this race and win it just as we did. However, they are rare and are highly inconsistent in their analysis. This is why we use compounded ratings and multiple corollaries. Look:

The winner is 2nd ranked on BL-BL with projected odds at EVEN.

Note: to get this confender list, all horses w/wo T spt lines were eliminated (incl. Love, who placed)

SA0318 7 6.5 T ST 3 F \$100,000 PR=88										
BOTTOM LINE -- BETTING LINE~										
PN	CNAME	Ld	SR	PR	BAL	LS	ODDS	TRKDIST	M/L	
6	ENABR1		71	83	4	22.8	EVEN	SA	6.5T	B15/1
W 7	CONEC1		72	83	3	22.3	EVEN	SA	6.5T	B 6/1 16 80 W
1A	PHONE1		70	83	5	19.1	2-1	SA	6.5T	6/1
4	HOLY 1	FAV	69	82	8	17.3	5-2	SA	6.5T	3/1
3	MARIG1		64	82	10	10.0	5-1	SA	6.5T	12/1

For those unwilling to wager on a horse with linear rankings of 4-3-1, go to the corollaries: CONNECT is ranked #1 Total Energy ranked #1 in both Primary and Secondary Corollaries; #1 All three Fractals. #1 Late Pace Rating, CPR, Hidden Energy, Entropy, Total Speed and Total Pace Potential. To top it all off it is number one in FACTOR X! (see article X Marks the Spot, later this issue)

SYNTHESIS POWER RANKINGS AND FRACTALS																											
				B L T PRI SUP					FRACT					PRIM							SUPP						
##	PNCNAME	LdNT	SR	A	L	T	PRI	SUP	E	L	N	ESP	SCBL	E	L	C	T	H	F	F	S	F	E	T	T		
				P	P	P	R	R	P	P	P			P	P	P	P	P	P	P	P	P	P	P	P		
1	1A	PHONE1	2	70	5	1	3	3	3	4	2	2	LAT	1.0	4	2	3	1	2	4	4	3	4	3	3	3	
2	3	MARIG1	1	64	10	5	5	5	5	5	5	5	LAT	2.0	3	5	5	4	5	5	5	5	5	5	5	5	
3	4	HOLY 1	1	69	8	4	4	4	4	3	4	4	LAT	2.0	2	4	4	4	4	3	3	4	3	4	4	4	
4	6	ENABR1	2	71	4	3	2	2	2	2	3	3	LAT		1	3	2	2	3	1	2	1	2	2	2	2	
5	7	CONEC1	W 2	72	3	2	1	1	1	1	1	1	LAT	1.0	4	1	1	3	1	2	1	2	1	1	1	1	

FRACTALS WEIGHTED: E=Early L=Late N=Normal

Moving along with an outline of the essential history of handicapping, it is necessary to leave out a few names to conserve space. I apologize to their heirs.

The next important era involves pace, or at least the subjective versions of pace as promoted by Ray Taulbot and Hugh Matheson.

Taulbot's initial concept is still accepted by many of today's author-experts as being PACE, per se. It is not, but it's a good start. Ray said to use the pace of the race itself at the 2nd call, assign it a number, then add that number to one indicating the actual horse's final time: Speed Rating or SR+V. A major problem arose when most of the users of his Pace Calculator misinterpreted the directions and used a number of the 2nd Call Velocity of the horse instead of the race.

Used correctly or otherwise, Taulbot's focus was on EARLY PACE, since his 2nd Call number was skewed to be dominant.

It was through a misunderstanding of Taulbot's premise that Andy Beyer wrote his scathing commentary about Taulbot and Pace in general in his first book: *Picking Winners* (pgs. 36-39). He later recanted when reviewing my work in *Beyer On Speed*.

Hugh Matheson took the opposite pace approach. He said to ignore the First Fraction and concentrate on a horse's performance in the LAST TWO fractions. We would call this a seminal version of HIDDEN ENERGY.

Ironically a lot of horseplayers won using either approach. Early Pace advocates won when Early held on and Non-Early devotees won an equal share when Early horses faltered.

A criticism current history could make of both these giants is that Taulbot ignored the first fraction and also the third fraction except as it applied to final time. Matheson ignored the first fraction *and* the 2nd Call. He insisted that we measure performance by viewing only the final two fractions.

In all fairness, Taulbot did say that the best way to measure rate of velocity would be using feet-per-second. However, because he worked for American Turf Monthly, he produced nothing even close to a f-p-s method. The magazine was and is, geared to catering to the mediocrity of the masses. An apparent essential for making a profit. In fact, most handicapping literature is so geared, denying the public much chance to become aware of any true advances.

Jule Fink and the legendary "Speed Boys" were the darlings of the late 1920's through the mid 30's, They not only believed in Early Pace, they underwrote it with hard cash by paying certain jockeys on select mounts handsome sums to break extra fast out of the gate and ride their horse as fast as possible to the finish. It wasn't really illegal. Owners, trainers and others still comp jockeys with cash or winning tickets, for turning in a winning performance.

At this point in time U.S. jockeys were still under the influence of the riding techniques employed by British jockeys: a leisurely start and an all out run in the 3rd fraction.

North American jockeys soon caught on to the advantages of a quick break and being near the front of the pack in the early going.

When paying off jockeys to break fast ran its course, the Speed Boys turned to speed as interpreted by pace, using all 3 fractions, 2nd call, stretch call and final time. Before Jule Fink died in Florida in his nineties, I met him and received his congratulations for coming close to producing a method that embraced many of the philosophical elements that made him and his 'Speed Boys' so successful.

Fink said his own fortune and that of his cohorts was built on wagering on more than one horse per race to WIN. They would bet, on a controlled scale, no less than two and often three horses to win. They came up with a multiple horse wagering strategy that not only made them millions of dollars but earned them the envy of the industry. They were syndicated author Damon Runyon's favorite topic.

Considering the great financial rewards they earned, the disappearance of multiple horse wagering after the Speed Boys retired, is a mystery. They had proven to the press and public alike that it was the optimal road to profit. In the 1970's Huey Mahl revived the idea in several small booklets that sold well. When I read them, I seized the opportunity. Apparently I was virtually alone in my enthusiasm.

Fink's procedure required hand timing and stationing colleagues at various tracks around the country making spot plays when conditions were ideal for their purpose. So they didn't have a quantifiable method as such.

Robert Saunders Dowst did! In the 1930's his name and fame were at least comparable to that of Andy Beyer at the height of his prominence. Dowst was the first author to call attention to the earnings box. His method relied heavily on Earnings-Per-Start, a horse's consistency and Average Purse Value. Dowst was able to show handicappers how to put a number to class and thus quantified it.

Early in his own racing career, Tom Ainslie reports that he used the Dowst method to win about 40 percent of his races. In so doing Ainslie had to be very select in the races he "played." It was not very long, however, that even horseplayers caught on to Dowst's simple formula. It became over-proliferated, obsolete and, as reported by Ainslie, no longer as effective.

Huey Mahl revived Average Purse Value in 1974. We applied APV, Earnings-Per-Start and In-The-Money finishes in 1976. At best this combination narrowed a field to the top 5 contenders 86 percent of the time. Other procedures for narrowing contention were proven to be far superior. The Earnings Box THIRD choice won often more than the first or second.

The attempt at a Dowst revival was a failure.

Today we're besieged with literature rekindling the flames of Pittsburg (he left off the H) Phil's passion for heavy focus on trainers, their style and records. Phil was an owner and a trainer, so his perspective came from personal knowledge of trainer technique, strengths, weaknesses and tendencies. Trainer profiling has resurfaced and deemed by many authors as absolutely essential for winning.

by M. Scott McMannis

(Trainer) Profile Your Way to Profits

For those who insist that trainers and jockeys (and combinations thereof) are part of handicapping fundamentals, take a look at that \$16.80 winner CONNECT. This horse was ridden by a 14% jockey and conditioned by a 7% trainer. By no means a rare phenomenon.

PN	FTS	M/LN	HORSE	JOCKEY	R	W	P	S	W%	TRAINER	R	W	P	S	W%
1		6/1	BABY	ALMEIDA, GF	27	1	0	6	4	CASSIDY, JAM	12	1	2	1	8
1A		6/1	PHONE	DELAHOUSAYE	79	9	9	10	11	CASSIDY, JAM	12	1	2	1	8
2		8/1	LOVEO	DESORMEAUX,	116	24	23	19	21	SHULMAN, SAN	27	6	1	7	22
3		12/1	MARIG	SOLIS, ALEX	104	14	21	15	13	MAGNIER, SIM	0	0	0	0	0
4		3/1	HOLY	FLORES, DAVI	90	11	7	13	12	BAFFERT, BOB	50	13	12	3	26
5		15/1	OPARI	DOUGLAS, RR	57	7	5	7	12	CARAVA, JACK	22	3	5	3	14
6		15/1	ENABR	VERGARA, OCT	45	6	3	8	13	MAYBERRY, RR	9	2	1	2	22
X7	✓	6/1	CONEC	VALDIVIAJR,	37	5	3	6	14	ABRAMS, BARR	29	2	4	2	17
8		20/1	MISHI	PINCAYJR, LA	86	9	12	11	10	VOGT, VICKY	4	0	0	0	0
9		15/1	MISS	BLACK, COREY	63	7	9	14	11	CERIN, VLADI	19	3	1	4	16
10		4/1	STAR'	NAKATANI, CO	82	20	18	11	24	FRANKEL, ROB	17	3	3	3	18
11		8/1	STORM	STEVENS, GAR	118	27	20	15	23	LUKAS, DWAYN	49	8	8	5	16

Wednesday was a profitable day. Here are the trainer-Jockey records of our other two double digit winners:

SYNTHESIS POWER RANKINGS AND FRACTALS

				PRIM										SUPP																	
				L	T	E	L	C	T	H	F	F			S	F	E	T	T			FRACT									
				S	O	P	P	P	T	E	W	X	LS	R	N	X		S	P	LS	R	E	L	N	ESP	SCBL					
#	PNCNAME	LdNT	SR	P	T	R	R	R	R																						
1	2	BEAVE4	80	5	4	2	6	5	3	3	3	4	26	4	4	4	6	4	4	22	5	4	5	6	EAR	1.0					
2	3	SWEET1W	83	6	3	5	2	4	4	2	3	18	1	1	3	1	2	2	9	1	3	2	2	S/P	4.0						
3	6	SILVE1	81	4	2	1	5	3	6	4	1	1	21	2	3	1	4	3	3	14	3	1	3	3	EAR						
4	7	WINT1	80	3	6	4	3	4	2	2	5	6	26	4	5	6	5	6	6	28	6	6	6	5	E/P	3.0					
5	8	COOL 1	80	1	5	3	4	4	1	2	4	5	23	3	2	5	2	5	5	19	4	5	4	4	E/P	2.0					
6	10	BABES3	82	2	1	6	1	2	5	1	6	2	23	3	6	2	3	1	1	13	2	2	1	1	PRE	1.0					

FRACTALS WEIGHTED: E=Early L=Late N=Normal

PN	FTS	M/LN	NAME	JOCKEY	R	W	W%	TRAINER	R	W	W%
1		10/1	LADY	HUMMEL, CHRI	65	6	9	KORINER, BRI	19	3	16
2		7/2	BEAVE	CASTRO, JOEY	56	12	21	JOSEPHSON, J	22	6	27
3		10/1	SWEET	GONZALEZ, RO	78	21	(27)	SEVERINSEN,	10	2	(20)
4		15/1	TRUE	CARR, DENNIS	107	24	22	MOREYJR, WIL	24	5	21
5		15/1	WAKE	TOHILL, KEN	79	8	10	EATON, TERRI	6	2	33
6		8/1	SILVE	JAUREGUI, LU	40	1	3	KORINER, BRI	19	3	16
7		5/2	WINT1	LOPEZ, ADALB	76	11	14	KNIGHT, TERR	11	4	36
8		9/2	COOL	MIRANDA, VIC	54	2	4	LANDEROS, MA	26	4	15
9		8/1	MILAD	PEREZ, MIGUE	67	13	19	SILVA, JOSE	30	5	17
10		15/1	BABES	MEZA, RAFAEL	97	16	16	AXMAKER, PET	14	0	0

1 of 3 PAGES
TOP TRNR.

Race:	6	BAY MEADOWS	Win	Place	Show
1st	3	SWEET SILVER DREAM	40.40	16.80	9.40
2nd	6	SILVEL LINE		6.60	3.80
3rd	7	WINTER SOJOURN			3.40
S2 Exacta			3-6		276.20
S2 Trifecta			3-6-7		1660.20
S2 Pick 3			1/11/3		1005.00
S2 Quinella			3-6		118.40
Refunds:	10				

SYNTHESIS POWER RANKINGS AND FRACTALS

		PRIM																SUPP										FRACT					
#	PNCNAME	LdNT	SR	L	T	E	L	C	T	H	F	F	LS	R	S	F	E	T	T	LS	R	E	L	N	ESP	SCBL							
1	2 NATIV1	1	83	2	2	4	2	3	1	1	5	3	19	2	2	3	2	2	1	10	2	4	1	1	S/P	3.0							
2	3 JET S1		85	3	4	2	3	2	4	4	2	4	21	3	3	4	4	4	4	19	4	3	4	4	EAR								
3	4 DOUBL1	1	82	5	1	3	4	5	2	3	4	2	23	4	4	2	3	1	2	12	3	2	2	2	PRE	1.0							
4	5 JONAT2		87	4	3	3	1	1	5	2	1	1	14	1	1	1	3	3	9	1	1	3	3	PRE	1.0								
5	6 T. K.1		83	1	5	1	5	4	3	5	3	5	26	5	5	5	5	5	25	5	5	5	5	EAR									

FRACTALS WEIGHTED: E=Early L=Late N=Normal

9504 - SECOND RACE, 6 Furlongs, Purse \$42,000, Allowance, 3-year-olds, bred in California.

Index	Horse and Jockey	WL	PP	ST	W	H	W	St	Fin	To \$
9398	Douglas O.J. L. Pharcy Jr.	117	4	3	3	2	1	1st	12	7.80
9399	Native Bop, R. Douglas	115	2	8	8	8	1	13th	24	8.20
4277	Jet Set Swinger, K. Desormeaux	118	3	2	7	1	1	23	2nd	5.50
5399	Jonathan's Oak, A. Sola	117	5	5	4	1/2	3rd	4th	2nd	3.90
9400	T.K.'s Bert, O. Flores	117	6	4	5	5	5	3rd	5th	1.20
4265	Tongue Tie, J. Gonzalez	112	1	1	2nd	4th	8	8	6	5.40
No Scratchers										
4 - DOUBLED J.										
2 - NATIVE BOP.										
3 - JET SET SWINGER.										
OR 1:33 Time: 21.3-44.4-57.3-1:10.3/5. Track: Clear & Fast. Winner: b g 3 Bort Bed.										
2nd: Majesty's Promise Tr. Noble Threewitt Own-Allegretti or Johnson. Mutual Pool \$278,558.70. Exacta Pool \$242,412. Daily Double Pool \$121,145. Quinella Pool \$34,085										
S1 EXACTA (4-3) PAID \$46.80										
S2 DAILY DOUBLE (1/4) PAID \$96.40										
S2 QUINELLA (2-4) PAID \$40.00										

PN	FTS	M/LN	NAME	JOCKEY	R	W	W%	TRAINER	R	W	W%
1		4/1	TONGU	GONZALEZ, JC	70	7	10	WEST, TED	15	1	7
2		6/1	NATIV	DOUGLAS, RR	57	7	12	SCANLAN, JOH	5	1	20
3		7/2	JET S	DESORMEAUX,	116	24	21	SISEJR, CLIF	23	3	13
4	W	5/1	DOUBL	PINCAYJR, LA	86	9	10	THREEWITT, N	3	0	0
5		3/1	JONAT	SOLIS, ALEX	104	14	13	CARAVA, JACK	22	3	14
6		5/2	T. K.	FLORES, DAVI	90	11	12	BAFFERT, BOB	50	13	26

In the mid-1960's, Tom Ainslie's writings dominated our field as have no others before or since. His works sold in the hundreds of thousands of copies, even made Book-Of-The-Month Club. Major publishers today are no longer considering manuscripts on handicapping. The latest volumes have been either self-published or subsidized by the Daily Racing Form conglomerate.

Ainslie's success stemmed from his highly literate professionalism and thoroughness. His works truly represented comprehensive handicapping. He detailed minutely every aspect of handicapping and its history with thoughtful biographical sketches of all worthy contributors to the field. He never knocked or did an "expose" of anyone. He did not expound on his own prejudices or offer the kind of ego-centered, subjective inexactitudes that dominate the writings of today's crop.

He wrote textbooks in the truest sense of the word. They remain, even now, as the essential textbooks for all aspiring handicappers. In essence, Ainslie's works were, and still are, the basic fundamentals of handicapping. His short treatise called Ainslie's Private Method, is still the best paper-pencil method extant.

Ainslie's great regret is that the technology of the 1960's was so far behind what we have today. Had computers been easily available to all, and had Newtonian physics regarding the laws of time and motion been discarded in favor of QUANTUM DYNAMICS back when he wrote his original *Complete Guide*, handicapping history might well have been dramatically altered.

There would probably be no need for anyone to revolutionize handicapping through technologically aided creativity.

In 1986, when Ainslie produced his Third Revised Edition of the *Complete Guide*, he wanted to focus more on computerized handicapping. His publisher was against it, interested only in perpetuating the profits gained from updating his previous works. Ainslie could have protested, but at the time found no one who could program the computer with sufficient creativity to improve on Ainslie's original material.

Even in the 1980's he found it impossible to find a mind knowledgeable enough to formulate the kind of composite ratings or advanced corollaries, deceleration, fractals and other revolutionary aspects of handicapping. A pity he did not live on the West Coast or become familiar with the work being done at Princeton. Computers, properly programmed, can produce in an instant, winning factors that are not discernible to the naked eye.

Many of today's authors support the claim that the "best computer lies between our ears" and that people like myself are only offering pseudo-science. It is true that, if fully utilized, the human brain has unlimited potential. It is also a known fact that be it Einstein or Abner Crabtree, NO ONE has ever come close to tapping that potential.

What prevents it is human ego! Opinion, prejudice, conceit - call it what you like. The majority of authors publishing since Ainslie have let their egocentricity dominate their writings. Those offering computer programs have produced formulae that is similarly ego-contaminated.

And, calling something pseudo-science when you're not even vaguely familiar with contemporary concepts of science, is a pitiful display of ignorance. I was criticized by one such author who also said —"As everyone knows, the LAWS of physics came to us from Newton and cannot be improved upon." Truth is, most of NEWTON'S so-called laws were vaporized by the atomic bomb and thoroughly disproved in 1975 by the Chaos Cabal from Cal Berkeley and Stanford University, with the NEW and CURRENT ones established through the PRINCETON INSTITUTE and the CENTER FOR NON-LINEAR STUDIES, in Los Alamos, New Mexico.

Many of today's author-experts are no more than latter-day Boswell's exploiting or explaining the creative concepts of others. In most cases their personal Samuel Johnson's don't recognize themselves.

In the 1986 revision of his *Complete Guide to Thoroughbred Racing*, Ainslie acknowledged the emergence of Andy Beyer, saying that, while speed handicapping was not new, Beyer had updated and quantified it to their highest level of sophistication. He made no mention of Len Ragozin's Sheet figures because they were available only by subscription and could not be evaluated by the use of DRF data.

In his new book, *The Odds Must Be Crazy*, Ragozin uses only copies of his sheets to demonstrate how great he is. There is no data that can be confirmed by looking at an actual Racing Form.

I like and admire Andy Beyer very much and have said so quite often. He has been most generous in his appraisal of my work; belated, but it's there in *Beyer On Speed*. He is a public figure and I don't mean to denigrate his contributions in any way when I say that his premise for making Beyer Ratings is false. As did Ragozin, Andy states that his figures were necessitated by the "fact" that the Daily Racing Form Speed Rating and Variant were so inaccurate that they were useless. If you go through all the example races in Beyer's four books, you'll see that his figures actually produced an average Mutuel of just over EIGHT dollars. His longer priced wins came from an analysis of short-term BIAS and other information unrelated to his figures.

However, here is one race where his figures DID produce a double digit winner (pg. 126, The Winning Horseplayer).

To the right of each horse I've circled the SSR's: Daily Racing Form Speed Rating+Daily Variant massaged by Sartin Speed Ratings adjusted by Daily Variant, as published in the Follow Up. Right off the bat the THREE highest belong to EL BOMBAY with an 89, CINTULA has a 87.5, CHAPTER ONE, Xtracted from a mile, 90. Andy's best figure got the horse from a Mile and one-half race. CHAPTER'S mile time in THAT race was 1:38:4. That does NOT translate to a good 7 furlong time. The mile time in the race I used was 1:36:3. Xtracted to 7 fur. 1:22:3.

CHAPTER is also the 2.2 to one favorite, not a good prospect for a WIN bet. The horse SHOWED. Xtracted lines are dangerous when they're not representative of the horse's ACTUAL sprint times. In the past, CHAPTER has never bettered a 1:11:2 6 furlong time. We extracted from an internal 6f time of 1:10.

EL BOMBAY won, paying \$25.00. Why the public let it go off at that price and why Andy was so proud to display the alleged power of his figures to pick the horse are both mysteries to me. I can appreciate the public's disdain for DRF SR+V. For generations they've been indoctrinated with the false idea that they are worthless.

I think public reasoning was based on the fact that EL BOMBAY did badly in an allowance race with today's purse. They thought in terms of class. If people approached class in humans as most do in horses, a matter of genetics, race or ethnicity, they couldn't run for office or get a drink in a red-neck bar. There *is* such a thing as class in both humans and horses, but not to the degree that some view it.

The horse went wire to wire against a 1:10:1 Second Call, preceded by a 45:3 half-mile. In its last race it failed against Pace of Race time of 21:1, 44:1 and 109:2. It had problems up against that fast a Pace of Race. Today's projected pace, taken from the equalized pace lines, promises to be slower. BOMBAY led from the half to the finish.

The \$25 Win and \$121.40 Exacta are right in front of us without even turning on our computers. But if we do so, here is what we get:

LINES

SAR 8-23-82 3 7 D

#	NAME	L	DIST	S	1stC	2ndC	3rdC	FnlC	BL1	BL2	BLS	BLF	SR	TV	ADJ	N	T
1	GUST	1	7.0	D	22.2	45.4	111.0	124.0	6.75	4.00	0.00	0.00	82	16		0.0	
2	DAVE	3	6.0	D	22.4	46.3	57.1	112.1	1.50	0.10	0.00	0.00	80	24		0.0	
3	NORTH	3	6.0	D	22.2	46.2	57.2	112.0	1.00	2.00	0.10	0.00	84	10		-3.0	
4	ELBOM	2	6.0	D	22.2	45.3	57.1	110.1	0.00	0.00	0.00	0.00	89	16		-4.0	
5	CINTU	2	6.0	D	22.1	46.2	56.3	109.4	2.50	0.05	0.50	3.00	90	11		-4.5	
6	CHAPx	2	6.0	D	22.2	45.3	57.4	110.0	1.00	1.00	0.10	0.10	90	16		-4.0	

EQUALIZED LINES

SAR 8-23-82 3 7 D

#	NAME	L	DIST	S	1stC	2ndC	3rdC	FnlC	BL1	BL2	BLS	BLF	SR	TV	ADJ	N	T
1	GUST	1	7.0	D	22.2	45.4	111.0	124.0	6.75	4.00	0.00	0.00	82	16		0.0	
2	DAVE	3	7.0	D	23.0	46.4	109.4	124.4	1.50	0.10	0.00	0.00	78	24		0.0	
3	NORTH	3	7.0	D	22.3	46.3	110.0	124.3	1.00	2.00	0.10	0.00	79	10		-3.0	
4	ELBOM	2	7.0	D	22.3	45.4	109.4	122.4	0.00	0.00	0.00	0.00	88	16		-2.5	
5	CINTU	2	7.0	D	22.2	46.3	109.1	122.2	2.50	0.05	0.50	3.00	87	11		-3.0	
6	CHAPx	2	7.0	D	22.3	45.4	110.2	122.3	1.00	1.00	0.10	0.10	89	16		-3.5	

SYNTHESIS Composite -- ATM

SAR 8-23-82 3 7 D

#	NAME	L	N	T	SR	EPR	LPR	CPR	TT	HE	FW	FX	LS	RANK	FX	Σ	TS	TPP	R
1	GUST	1			82	3	4	4	1	1	4	3	20	4	3	4	4	70.06	-4
2	DAVE	3			78	4	6	5	2	5	5	5	32	5	5	5	5	69.44	-5
3	NORTH	3			79	6	5	6	5	6	6	4	38	6	4	6	6	69.22	-6
4	ELBOM	2			88	1	3	1	2	4	1	2	14	1	2	3	(1)	70.41	-2
5	CINTU	2			87	5	1	3	4	2	3	1	19	3	1	2	3	70.42	-1
6	CHAPx	2			89	2	2	2	3	3	2	2	16	2	2	1	2	70.39	-3

CHAOS FORMULA AND LONGSHOT RATINGS -- ATM

SAR 8-23-82 3 7 D

CHAOS Formula Rating

	94%	95%	96%	97%	98%	99%	100%
ELBOM2	100.00	-----	-----	-----	-----	-----	-----
CHAPx2	99.21	-----	-----	-----	-----	-----	-----
CINTU2	98.84	-----	-----	-----	-----	-----	-----
GUST 1	98.80	-----	-----	-----	-----	-----	-----
DAVE 3	97.24	-----	-----	-----	-----	-----	-----

CHAOS FORMULA POWER AND LONGSHOT RATINGS COMPOSITE -- ATM

SAR 8-23-82 3 7 D

#	NAME	L	N	T	SR	POR R	POH-R R	LS/P R	EP R	TOT/S R	TPP R	BAL
1	GUST	1			82	147.09-4	137.16-4	108.21-1	56.94-3	92.60-4	70.06-4	7
2	DAVE	3			78	143.22-5	135.00-5	106.55-2	56.39-4	92.08-5	69.44-5	10
3	NORTH	3			79	142.12-6	134.33-6	105.67-3	55.88-6	91.83-6	69.22-6	12
4	ELBOM	2			88	148.16-2	138.83-1	100.90-6	57.27-1	93.06-1	70.41-2	W 4
5	CINTU	2			87	148.48-1	137.22-3	105.50-4	56.35-5	93.03-3	70.42-1	p 5
6	CHAPx	2			89	147.94-3	137.73-2	105.31-5	56.95-2	93.05-2	70.39-3	S 4

INCREMENTAL MATCH-UP -- ATM

SAR 8-23-82 3 7 D

#	NAME	1F	2F	3F+TOTAL PACE
1	GUST	5->	1->	4->
2	DAVE	6->	4->	5->
3	NORTH	3->	6->	6->
4	ELBOM	2->	2->	1->
5	CINTU	1->	5->	3->
6	CHAPx	4->	3->	2->

Pace Match Up Graphic -- ATM

SAR 8-23-82 3 7 D

# NAME L N T	1C R	2C R	FT R
PACE	22.67	46.10	123.30
1 GUST 1	22.87- 5	46.36- 3	124.00- 4
2 DAVE 3	23.11- 6	46.81- 4	124.80- 5
3 NORTH3	22.82- 3	47.25- 6	125.20- 6
4 ELBOM2	22.73- 2	46.18- 1	123.30- 1 W
5 CINTU2	22.67- 1	46.85- 5	123.34- 3 P
6 CHAPx2	22.84- 4	46.36- 2	123.32- 2 S

BOTTOM LINE -- BETTING LINE

SAR 8-23-82 3 7 D

WIN ODDS ONLY ATM				
	BOTTOM LINE LS	BETTING LINE ODDS	BAL	
W 1 ELBOM	20.0	9-5	4	
S 2 CHAPx	19.6	2-1	4	
P 3 CINTU	17.0	5-2	4	
4 DAVE	12.5	9-2	8	
5 NORTH	6.0	9-1	10	
6 GUST	5.0	10-1	12	

BOTTOM LINE -- BETTING LINE

SAR 8-23-82 3 7 D

WIN ODDS ONLY RAW				
	BOTTOM LINE LS	BETTING LINE ODDS	BAL	
S 1 CHAPx	20.0	9-5	3	
W 2 ELBOM	19.5	2-1	5	
P 3 CINTU	17.9	5-2	4	
4 GUST	14.5	7-2	8	
5 DAVE	6.0	9-1	12	
6 NORTH	5.0	10-1	10	

THIRD RACE

Saratoga

AUGUST 23, 1982

7 FURLONGS. (120%) ALLOWANCE. Purse \$18,000. 3-year-olds and upward which have never won a race other than maiden, claiming or starter. Weights, 3-year-olds, 117 lbs.; older, 122 lbs. Non-winners of a race other than claiming since August 1 allowed 3 lbs.; such a race since July 15, 5 lbs.

Value of race \$18,000, value to winner \$11,400, second \$4,100, third \$2,200, fourth \$1,100. Mutuel pool \$114,873, OTB pool \$134,726. Exacta Pool \$134,818. OTB Exacta Pool \$203,793.

Last Raced	Horse	Eql.A.Wt	PP	St	1/4	1/2	Str	Fin	Jockey	Odds \$1	
15Aug82	8Sar8	El Bombay	4	110	4	3	2nd	11	1 1/2	1st Alvarado R Jr7	11.50
21Jun82	8Bel1	Cintula	3	107	5	8	6th	61	3 1/2	2 1/2 Bernhardt E J Jr10	2.70
19Aug82	2Sar7	Chapter One	b	3	113	8	1	5 1/2	43	21 3/2 Bailey J D	2.20
7Aug82	2Sar6	Straight Main	b	3	112	7	2	8	70	7 1/2 4 1/2 Beitia E	17.20
17Jly82	8Bel6	Dave The Dude	3	112	2	6	1st	2 1/2	41	5 1/2 Velasquez J	4.50
6Aug82	8Sar12	Mr. Peruser	3	112	6	4	41	3rd	6 1/2	6 1/2 Cruguet J	4.90
12Aug82	2Sar1	Gust of Reason	3	112	1	7	71	5th	5 1/2	7 1/2 Cordero A Jr	8.80
24Mar82	8Aqu8	North Coast	b	4	117	3	5	3 1/2	8	8 8 Rogers K L	55.40

OFF AT 2:35 Start good, Won driving. Time: :22%, :45%, 1:10 1/2, 1:23 Track fast.

\$2 Mutuel Prices:

4-(D)-EL BOMBAY	25.00	9.60	4.40
5-(E)-CINTULA		5.60	3.60
8-(H)-CHAPTER ONE			3.00
\$2 EXACTA 4-5 PAID \$121.40.			

Over the past 20 years other authors have contributed little, if anything, that wasn't already better explained by Ainslie. The late William Scott was a very lovable man and I honor his memory. But his concepts were all aimed at "getting" obvious winners and made no true advances. The late Huey Mahl did. He said it was time for us all to observe handicapping concepts by standing on a *new* and *higher* mountain. He offered a few ideas of what we might observe from that mountain, then left his thesis open for others to explore.

James Quinn is also an admirer of Tom Ainslie. He has written 10 books that demonstrate his admiration.

A number of creditable authors have written those HOW I DO IT kinds of books that never quite get around to telling how YOU can do it.

The deepest, most philosophical author of recent years is Mark Cramer. He displays rare intuitiveness and offers insights that his readers *can* duplicate with practice.

I've already spoken of the Boswell's. Of these, the best, most honest and faithful to his purpose, is Tom Brohamer.

I leave the names of the outright thieves and maligners for you to discern. They should be easy to spot. They drive the newest, most expensive cars and have the most money. Customer money, not money earned at a racetrack.

For some strange reason PAR TIMES became a rage in the 1980's. They've been around for decades and expounded upon by many authors, including Ainslie. Wm. Quirin did the most to revive the concept. It may be useful to know the average FINAL TIME a horse should run by distance, class and surface and then make your own daily variant from that information. Unfortunately the *instructions* for making those variant adjustments offered by their advocates are ludicrous unless you can thrive on \$6 favorites. The problem is that horses don't read Par Time charts. The true par for any single race is the time of the winner. That goes for golf as well. If you're in the lead by 3 you can double-bogey that last hole and still win the tournament.

Even more ridiculous is the concept of PACE PARS, another misadventure from Wm. Quirin that will land you on a few favorites. Horses worth betting, the ones paying double digit mutuels, can be isolated by how DEVIANT their internal pace times are from PAR. Furthermore they incorporate commonly accepted PACE CALLS from which to make these pars. It is the fractions they *don't* use, the Par Gaps between calls, the 2nd and 3rd Fractions, that are far more meaningful and productive as a means for making adjustments.

Another rage that is carried over from the 1980's is "Value Betting." A worthy concept that has been badly skewed by contemporary authors who promote ways of making your OWN Morning Line and subsequent Betting Line. They employ math that would have delighted Pascal but has little relationship to the mathematics of racing. A betting line must be made from the viability of the selection method being used. More importantly it must be derived from each individual's ability to utilize that selection method. Pick an inappropriate running line or lines, leave out a winner and no betting line is any good.

Cramer, Meadow and Mitchell are the names dominating the "Value" cabal. Of the three,

only Cramer makes sense, albeit Kinky sense.

I hope this brief excursion into the history of handicapping concepts will help you next time you read about a 'dynamic, new' procedure for picking winners and getting longshots. Most of what you read is a re-hash by someone who thrives on the hope that you have no knowledge of what has come before and was then discarded through over-proliferation or from the fact that it was of no value to begin with.

Remember that what is common knowledge to the masses produces common mutuels, i.e. favorites and near favorites. The public doesn't understand this. They want to be a part of the great mainstream and employ what is called common wisdom.

"Trip" handicapping is NOT handicapping, it's observation, and went out of favor after a couple of years. "Trippers" could never agree upon *what* they observed.

One astute client recently wrote me these words "Keep on quoting Buddy Alvarado, So I will:

"What I like to see are the books and programs by fellows such as Andrew Beyer and William Quirin, the experts. And don't get me wrong, these guys *are* experts. These people serve a purpose. Whether they're teaching the correct thing, I can't say. But for my purposes, speaking purely for myself, what they teach me is very important. And that is, whatever they say, do the exact opposite. That's a very valuable piece of information as far as I'm concerned. You need that. You cannot develop a pattern of success unless you know who the losers are. Once you know who the losers are, once you discern properly the pattern they are using, if you do everything *but* what they do, you will be successful. This is basically what I've done in handicapping."

Buddy Alvarado, certified winner

as quoted by Barry Gifford in, *A Day at the Races*

ON LINE WITH SHANE

New Hours!!!

SHANE'S TECH SUPPORT

909-845-1728

HOURS (Pacific time)

Monday thru' Friday:

11:30 AM to 3:00 PM

or E-MAIL: shane@discover.net
or send in by mail

NOTE! TRACKMASTER has graciously extended its special offer to MAY 15TH! So, we'll extend ours... Only \$50.00 for the TrackMaster version of Pace Launcher 3, 4, or Synthesis (to those who have the manual version) until JUNE 1st! See Follow Up # 67 for details or contact TrackMaster at 800-334-3800.

COPYING DOWNLOADED FILES FROM TMPP or TMPLUS TO TRKMAST

Although I personally use the internet to download TrackMaster PP files and then send them directly to the C:\TRKMAST directory, the majority of clients have the files go to the TMPP (TrackMaster PP) or TMPLUS (TrackMaster Plus) directory. In both cases, there is a sub-directory in these directories called RCDATA. RCDATA is where you will find the race card files. You only need to copy one file (per race card) to the C:\TRKMAST directory from the RCDATA sub-directory.

I'll use Santa Anita on the 4th of April as an example. For TMPP users, you want to copy the file SA0402R.EXE to the TRKMAST directory. For TMPLUS users, copy the file SA0402P.EXE to the TRKMAST directory. Confused? Let's take it step-by-step with an example for TMPP users:

AFTER DOWNLOADING TRACKMASTER PP FILE:

At the C: prompt, type: CD\TMPP\RCDATA (Enter)

At the C:\TMPP\RCDATA prompt, type: COPY SA0402R.EXE C:\TRKMAST (Enter)

The file should now be available for Synthesis to open.

FOR TMPLUS USERS: At the C: prompt, type: CD\TMPLUS\RCDATA (Enter)

At the C:\TMPLUS\RCDATA prompt, type: COPY SA0402P.EXE C:\TRKMAST (Enter)

ON LINE

More on Printer Problems

I have found a site on the internet that will help many who are having problems with their printers. A lot of the time these problems may be solved by using the right printer driver. Some printers, such as many Hewlett Packards, normally only print from Win 95 but not in DOS. Using another driver can solve this problem. Other types of problems range from garbled printouts to no printouts at all. For those on the internet, this site can be found by going to Webcrawler and then typing Printer Drivers in the search box. Although there are many sites that deal with the subject, I found the "Printer Drivers from A to Z" to be quite useful. Below is a list of drivers and information from this site that will help those having problems in this area.



Printer Drivers

► Printer Drivers for WINDOWS

Printer Drivers for: Epson, Canon, Brother, CalComp, Citizen, etc...

- | | |
|----------------------------------|------------------------------------|
| ► <u>Apple Drivers</u> | ► <u>KODAK Drivers</u> |
| ► <u>Brother Drivers</u> | ► <u>Kyocera Drivers</u> |
| ► <u>Canon USA Drivers</u> | ► <u>LaserMaster Drivers</u> |
| ► <u>Canon Europe Drivers</u> | ► <u>Lexmark Drivers</u> |
| ► <u>Citizen America Drivers</u> | ► <u>Okidata Drivers</u> |
| ► <u>C.Itoh Drivers</u> | ► <u>Panasonic Drivers</u> |
| ► <u>Dataproducs Drivers</u> | ► <u>QMS Drivers</u> |
| ► <u>Digital Drivers</u> | ► <u>Radio Shack Drivers</u> |
| ► <u>Epson Drivers</u> | ► <u>SimTel Windows Collection</u> |
| ► <u>Fargo Drivers</u> | ► <u>Tektronix Drivers</u> |
| ► <u>HP Drivers</u> | ► <u>Texas Instruments Drivers</u> |
| ► <u>IBM Drivers</u> | ► <u>Toshiba Drivers</u> |
| ► <u>WordPerfect Drivers</u> | ► <u>Xerox Drivers</u> |

ON LINE

Jockey/Trainer Stats

Here is a printout from the TrackMaster version of Synthesis that gives Jockey and Trainer information that many of you may want. You can get it from selecting #3 on the main menu screen -"Print conditions and entries".

SA0404 3 6.5 D ST 4+ \$200,000 PR=98 PFT=113.45

POTRERO GRANDE BREEDERS' CUP HANDICAP -
Grade 2 FOR FOUR-YEAR-OLDS AND UPWARD.
(Includes \$100,000 from Breeders' Cup
Fund for Cup nominees only.)

\$1 TRIFECTA / \$1 EXACTA / \$2 QUINELLA
\$1 PICK THREE

PN	FTS	M/LN	HORSE	JOCKEY	R	W	P	S	W%	TRAINER	R	W	P	S	W%
1		15/1	FUNON	ALMEIDA, GF	27	1	0	7	4	STUTE, MELVI	35	4	2	7	11
2		12/1	WHITE	DOUGLAS, RR	58	6	8	9	10	PINFIELD, TI	8	1	0	3	13
3		8/1	PAYIN	MCCARRON, CH	52	13	6	6	25	SISEJR, CLIF	17	3	0	2	18
4		6/1	HIGH	ESPINOZA, VI	47	5	4	3	11	BAFFERT, BOB	44	10	8	5	23
5		3/1	GOLD	DESORMEAUX,	104	23	22	19	22	DRYSDALE, NE	33	9	8	8	27
6		6/1	THE E	FLORES, DAVI	85	6	9	11	7	FRANKEL, ROB	26	4	7	3	15
7		5/1	SON O	DELAHOUSAYE	92	16	11	12	17	HEADLEY, BRU	7	0	2	2	0
8		10/1	WILD	STEVENS, GAR	80	11	12	12	14	MANDELLA, RI	25	6	7	1	24
9		7/2	ELMHU	NAKATANI, CO	72	14	25	9	19	SAHADI, JENI	15	0	4	2	0

LIFE										D-SP							
PN	NAME	M/L	A	R	W	P	S	W%	\$/S	R	R	W	P	S	W%	\$/S	R
1	FUNON	15/1+	4	9	3	0	3	33	33,417	2	5	2	0	2	40	31,950	3
2	WHITE	12/1	4	18	4	3	2	22	8,021	9	14	4	2	2	29	9,682	9
3	PAYIN	8/1	6	17	6	1	4	35	31,704	3	13	5	1	4	38	38,302	2
4	HIGH	6/1	6	24	10	4	3	42	26,547	4	21	10	4	3	48	30,143	4
5	GOLD	3/1	7	40	10	8	6	25	12,446	8	21	7	4	3	33	20,618	5
6	THE E	6/1	6	28	8	4	5	29	14,409	7	20	7	4	3	35	15,176	7
7	SON O	5/1	6	9	5	2	1	56	18,578	6	9	5	2	1	56	18,578	6
8	WILD	10/1	4	9	5	0	2	56	69,576	1	1	1	0	0	100	11,400	8
9	ELMHU	7/2	8	46	8	11	5	17	23,615	5	10	4	1	1	40	84,426	1

			CURR							PAST						
PN	NAME	M/L	A	R	W	P	S	EARN	W%	R	W	P	S	EARN	W%	
1	FUNON	15/1+	4	3	1	0	1	127,200	33	5	2	0	1	168,000	40	
2	WHITE	12/1	4	2	1	0	0	34,980	50	11	2	2	1	77,671	18	
3	PAYIN	8/1	6	3	0	0	0	14,133	0	1	0	0	0	12,000	0	
4	HIGH	6/1	6	1	0	1	0	20,000	0	9	5	1	2	456,966	56	
5	GOLD	3/1	7	3	2	1	0	109,125	67	8	2	2	2	118,752	25	
6	THE E	6/1	6	3	1	0	0	64,020	33	7	2	0	1	99,274	29	
7	SON O	5/1	6	1	0	0	1	20,106	0	2	1	0	0	36,000	50	
8	WILD	10/1	4							8	4	0	2	614,776	50	
9	ELMHU	7/2	8	2	0	0	1	24,000	0	8	3	2	0	810,856	38	

Making a Smooth Transition from One Track to Another

DOC SARTIN

This is a subject I've addressed a dozen times in past Follow Ups and instruction manuals. Yet it pops up again each season. Here's the e-mail note that prompted me to go through the process once again.

Hi Shane:

Good news at SPT for me and you folks too. Hitting 90% in a run of 25 plus races. Not so good at AQU and GPX. I played them when SPT got knocked off line. Today I'm taking a shot at BMX. Thank you all and take care - Rod

Isolate his comments: "HITTING 90% at SPT (Sportsman's Park) NOT so good at AQU (Aqueduct) and GPX (Gulfstream)."

The answer to this is simple. Make a corollary **profile** of the three tracks. I've already explained that a profile of winners only, without inclusion of the horse that took the early lead is useless. So, I include the WIN, PLACE and SHOW horse in a six furlong profile of each track. All three winners are of relatively equal class. What we're looking for is how each individual track effects the relative power of given corollaries.

First, we'll go to SPT where he won 90% of his races:

EDIT EQUALIZED LINES

SPT 1-1-99 7 6 D

#	NAME	L	DIST	S	1stC	2ndC	3rdC	FnlC	BL1	BL2	BLS	BLF	SR
1	WIN	1	6.0	D	22.4	47.2	57.4	112.0	6.10	6.70	0.60	0.00	84
2	PLACE	1	6.0	D	22.4	47.2	57.4	112.0	4.60	2.70	1.50	0.50	83
3	SHOW	1	6.0	D	22.4	47.2	57.4	112.0	0.00	0.00	0.00	3.00	81

ENERGY GENERATOR -- ATM

SPT 1-1-99 7 6 D

#	NAME	L	N	T	Total R	HE R	FX R	%Med	E/EP R	L/EP R	TPP R	BAL	ESP
1	WIN	1			165.13-1	58.53-1	93.00-1	66.85	77.33-3	77.15-1	69.82-1	4	LAT
2	PLACE	1			165.07-2	57.88-2	92.76-2	67.28	77.45-2	76.84-2	69.74-2	4	SUS
3	SHOW	1			164.72-3	55.57-3	92.74-3	67.72	77.48-1	76.43-3	69.50-3	4	SUS

HI/LO Difference = .41 Average = 164.97

CHAOS POWER RANKINGS AND FRACTALS -- ATM

SPT 1-1-99 7 6 D

						RANKS						COMP		FRACTALS			
#	NAME	L	N	T	SR	LS/P	SPN	FX	Σ	T/S	TPP	LS	RANK	E	L	N	BAL
1	WIN	1			84	2	2	1	1	1	1	13	1	3	2	1	4
2	PLACE	1			83	1	1	2	2	2	2	13	1	2	1	2	4
3	SHOW	1			81	3	3	3	3	3	3	16	2	1	3	3	4

FRACTALS WEIGHTED: E=Early L=Late N=Normal

Late/Early Difference Graph -- ATM

SPT 1-1-99 7 6 D

#	NAME	LN	N	DIF	LATE	EARLY	TOTAL R
1	WIN	1		-17.4			165.13- 1
2	PLACE	1		-8.9			165.07- 2
3	SHOW	1		-1.0			164.72- 3

Then off to GULFSTREAM and AQUEDUCT:

EQUALIZED LINES

GSP 1-1-99 8 6 D

#	NAME	L	DIST	S	1stC	2ndC	3rdC	FnlC	BL1	BL2	BLS	BLF	SR
1	WIN	1	8.0	D	21.3	44.3	57.0	110.1	2.50	2.60	1.50	0.00	89
2	PLACE	1	8.0	D	21.3	44.3	57.0	110.1	0.00	0.00	0.00	1.00	88
3	SHOW	1	8.0	D	21.3	44.3	57.0	110.1	3.60	10.10	2.00	1.50	87

CHAOS POWER RANKINGS AND FRACTALS -- ATM

GSP 1-1-99 8 6 L

						RANKS						COMP		FRACTALS			BAL
#	NAME	L	N	T	SR	LS/P	SPN	FX	E	T/S	TPP	LS	RANK	E	L	N	
1	WIN	1			89	2	1	2	2	1	1	12	1	2	2	2	4
2	PLACE	1			88	3	2	3	3	2	3	14	2	1	1	3	4
3	SHOW	1			87	1	3	1	1	3	2	16	3	3	3	1	4

FRACTALS WEIGHTED: E=Early L=Late N=Normal

ENERGY GENERATOR -- ATM

GSP 1-1-99 8 6 D

#	NAME	L	N	T	Total R	HE R	FX R	XMed	E/EP R	L/EP R	TPP R	BAL	ESP
1	WIN	1			169.99-1	58.34-1	93.52-2	69.43	79.81-2	77.04-2	71.09-1	4	EAR
2	PLACE	1			169.91-2	57.20-3	93.47-3	69.74	79.88-1	76.81-3	70.99-3	4	EAR
3	SHOW	1			169.61-3	58.21-2	93.89-1	68.81	79.47-3	77.33-1	71.00-2	4	E/P

HI/LO Difference = .38 Average = 169.84
Late/Early Difference Graph -- ATM

GSP 1-1-99 8 6 D

#	NAME	L	N	DIF	LATE	EARLY	TOTAL R
1	WIN	1		9.8			169.99-1
2	PLACE	1		16.9			169.91-2
3	SHOW	1		-3.7			169.61-3

EDIT EQUALIZED LINES

AQI 1-1-99 8 6 D

#	NAME	L	DIST	S	1stC	2ndC	3rdC	FnlC	BL1	BL2	BLS	BLF	SR
1	WIN	1	8.0	D	23.4	47.3	60.0	112.4	1.00	1.00	1.50	0.00	78
2	PLACE	1	8.0	D	23.4	47.3	60.0	112.4	2.10	1.50	1.80	2.00	76
3	SHOW	1	8.0	D	23.4	47.3	60.0	112.4	0.00	0.00	0.10	2.75	75

ENERGY GENERATOR -- ATM

AQI 1-1-99 8 6 D

#	NAME	L	N	T	Total R	HE R	FX R	XMed	E/EP R	L/EP R	TPP R	BAL	ESP
1	WIN	1			163.30-1	57.20-1	91.13-1	67.83	77.04-1	75.88-1	69.11-1	2	S/P
2	PLACE	1			162.97-2	56.91-2	90.92-2	67.81	76.96-3	75.72-2	68.93-2	5	S/P
3	SHOW	1			162.87-3	55.86-3	90.91-3	68.11	76.99-2	75.55-3	68.85-3	5	S/P

HI/LO Difference = .43 Average = 163.05

CHAOS POWER RANKINGS AND FRACTALS -- ATM

AQI 1-1-99 8 6 D

						RANKS						COMP		FRACTALS			
#	NAME	L	N	T	SR	LS/P	SPN	FX	E	T/S	TPP	LS	RANK	E	L	N	BAL
1	WIN	1			78	1	1	1	1	1	1	9	1	1	1	1	2
2	PLACE	1			76	2	2	2	2	2	2	15	2	3	2	2	5
3	SHOW	1			75	3	3	3	3	3	3	17	3	2	3	3	5

FRACTALS WEIGHTED: E=Early L=Late N=Normal

Late/Early Difference Graph -- ATM

AQI 1-1-99 8 6 D

#	NAME	L	N	DIF	LATE	EARLY	TOTAL R
1	WIN	1		-4.0			163.30-1
2	PLACE	1		-3.0			162.97-2
3	SHOW	1		0.8			162.87-3

EQUALIZED LINES

1-1-99 1 6 D

#	NAME	L	DIST	S	1stC	2ndC	3rdC	FnlC	BL1	BL2	BLS	BLF	SR
1	GULF	1	6.0	D	21.3	44.3	57.0	110.1	2.50	2.60	15.00	0.00	89
2	AQI	1	8.0	D	23.4	47.3	60.0	112.4	1.00	1.00	1.50	0.00	78
3	SPT	1	6.0	D	22.4	47.2	57.4	112.0	6.10	6.70	0.60	0.00	84

SYNTHESIS Composite -- ATM

GSP 1-1-99 1 6 D

#	NAME	L	N	T	SR	EPR	LPR	CPR	TT	HE	FW	FX	LS	RANK	FX	Σ	TS	TPP	R
1	GULF	1			89	1	3	1	1	2	1	2	11	1	2	3	1	69.83	-1
2	AQI	1			78	2	2	3	2	3	3	3	18	3	3	2	3	68.22	-3
3	SPT	1			84	3	1	2	3	1	2	1	13	2	1	1	2	69.22	-2

VITAL FACTORS--ATM

1-1-99 1 6 D

#	NAME	L	TOTAL	R	SC	R	SCBL	3F	R	Σnt	R	TOT/S	R	SPN	R	BAL
1	GULF	1	166.3	-1	57.5	-1(48.0)	2.6	50.7	-3(26.0)	91.6	-3	92.75	-1	95.02	-1	3
2	AQI	1	160.7	-3	54.5	-2(48.2)	1.0	51.6	-2(25.3)	94.0	-2	91.11	-3	93.42	-3	6
3	SPT	1	163.3	-2	54.0	-3(48.4)	6.7	54.0	-1(24.2)	97.1	-1	92.00	-2	94.17	-2	3

HIGH	166.3	57.5	(48.0)	54.0	(24.2)	97.1	92.75	95.0
LOW	160.7	54.0	(48.4)	50.7	(26.0)	91.6	91.11	93.4
AVE	163.4	55.3	(47.4)	52.1	(25.2)	94.2	91.95	94.2

* = WIRE TO WIRE

CHAOS FORMULA POWER AND LONGSHOT RATINGS COMPOSITE -- ATM

1-1-99 1 6 D

#	NAME	L	N	T	SR	POR	R	POH-R	R	LS/P	R	EP	R	TOT/S	R	TPP	R	BAL
1	GULF	1			89	145.61	-1	136.33	-1	105.88	-2	57.49	-1	92.75	-1	69.83	-1	3
2	AQI	1			78	135.87	-3	130.88	-3	105.36	-3	54.47	-2	91.11	-3	68.22	-3	6
3	SPT	1			84	140.55	-2	133.35	-2	107.15	-1	54.02	-3	92.00	-2	69.22	-2	3

Late/Early Difference Graph -- ATM

GSP 1-1-99 1 6 D

#	NAME	LN	M	DIF	LATE	EARLY	TOTAL	R
1	GULF	1		7.4			166.26	-1
2	AQI	1		-5.8			168.66	-3
3	SPT	1		-18.6			163.33	-2

When looking at ranking numbers from a single track we find only minor deviations between the three. Only the Early-Late Difference is really significant.

But, what a difference in corollary numbers when you rank winners from one track against winners from others. To demonstrate we'll pit the three winners against each other and compare the relative power of various corollaries and Early-Late Difference by track.

GULFSTREAM produces the best Early Pace. AQU is second. Because of its distance and shape, SPT ranks last. SPT's faster third fraction is seen on several readouts. It is number one X, weighted heavily by final fraction. It is number one HE for the same reason. It is obviously number three Early Pace. It's number one LSP results from the fact that winners at SPT tend to overcome an Early Pace set by others.

Disregard SR's and Total Energy as indicators of anything in this profile. We're looking at factors that distinguish one track from another. Entropy is a good indicator here. When there is virtually no deceleration or great degree of deceleration, Entropy functions best.

Note that the SPT horse had, in feet-per-second a 54.0 2nd Call (48:4) AND 3rd Fraction. (24:2). Yet the E-L difference is +18.6 LATE. E-L Difference is not figured in f-p-s. It is calculated by Chaos math. So don't work your left brain overtime to try figuring it out. It is most important when comparing horses.

Good news!

Your next TWO Follow Up's will come in rapid succession to take advantage of the upcoming good weather racing.

FEATURE ARTICLE

Doc Sartin

X MARKS THE SPOT

Factor X was added to our arsenal in the late 1970's. The original formula was the average of the first and final fractions measured in feet-per-second. Over 20 years ago, the late Huey Mahl, with permission, wrote in the magazine *Frontline*, a number of articles about FX. He even published the FX formula for use on a Texas Instrument TI-59 programmable calculator. Instead of feet per-second Huey used his miles-per-hour formula, but ranking results were identical.

After publishing a number of articles plus the TI-59 listing, Huey began receiving a lot of mail praising the results of the program at tracks throughout North America. Later he began a feature called *Huey's Picks*, using Factor X as his sole selection tool. This went on weekly for many months. His selections always produced a profit when utilized in cycles of 20 races. He picked *sprints* only since, at the time, I regarded the formula as being primarily effective in sprint races. It later proved equally effective at a mile.

In recent years, with the advent of the mathematics of Chaos physics, the formula has been intricately revised and is proving to be a highly effective corollary at all distances. Needless to say the current X Factor as seen on the readouts of Pace Launcher and Synthesis is not the same one about which Huey wrote; neither is it the same as the one in Brohamer's book: *Modern Pace Handicapping*.

Ironically, most of the reviewers of that book focused on Turn Time (second fraction) as the most important factor in *Modern Pace Handicapping*. One eager reader, Dick Mitchell, even said in one of his own books that Turn Time is "Ability Time," developed and sold a Turn Time Computer Module. Turn Time is not Ability Time. Brohamer never said or even implied that it was.

Turn Time has two important functions. (1) As a measure of a maiden's capacity to win. When Maidens stop loafing in their second fraction and run it in times equivalent to winners, it is a positive indication that they're ready to win. (2) Any horse making a significant second fraction move and sustaining that move through the 3rd fraction is a dangerous contender showing an improved degree of true class. We call this Hidden Energy (HE). Top HE contenders win more often than Late Closers or Front Runners. Even so, to date Factor X is even stronger.

Let's review some of Huey Mahl's 1979 works re: Factor X:

THE WEEKLY NEWSLETTER FOR PROFESSIONAL GAMBLERS
FRONTLINE
 ISSUE NO. 1 April 6-12, 1979 - Las Vegas, Nevada S4 The Copy

**HUEY
MAHL**



Horse Racing

I've received correspondence from one of my readers who has "grabbed the ball" from some of my PACE handicapping concepts, and advanced it a little further downfield. He's a retired Doctor and finds he makes a helluva good pension supplement playing outstanding PACE spot plays. He sez it makes his stocks and bond investments seem "paltry" by comparison. He draws facts from my book "The Race Is Pace" (\$2, GBC Press, Box 4115, Las Vegas 89106), and the use of miles per hour as a fractional measuring stick as I also outlined in "Systems & Methods" Volume 15 (\$2, same source). He ties these in with a very necessary CLASS EVALUATION and this can probably be assisted by still another book I scribbled called "Average Purse Tables" (\$2, still GBC).

I'm not trying to hawk my wares, but those who are interested, or have these books can probably better grasp what I'm talking about these next few weeks as I will reveal the good Doctor's approach. And, I will give it to you entirely with some of my innovations.

The Doc's PACE spot plays has given him the following yield he sez to tease you a little bit:

"I bet two pace-selected horses in each race, and accept no odds less than 2/1. Over 14 months I've found my average win mutuel is \$10.80. I've found 1st choice wins 45% at average mutuel of \$8.20, and 2nd choice 25% with an average mutuel of \$13.40!"

Now we are starting to get some of the groundwork out of the way, so we can be armed to get rich like the good Doctor I told you about last week.

Thus far, we've covered how to come up with a COMPOSITE MPH RATING for the first and last splits of the popular sprint distances. Only three more factors need to be considered, then we can compare these composite ratings, and narrow down our selections in **SPRINTS**.



Horse Racing

I sit and ponder about the retired 'Doc' and the MPH Pace system we're using, and his ability to get close to 70% winners by going with the top two figures in each race. He claims that he catches his top choice winning about 45% of the time with an \$8.20 mutuel and the second choice the other 25% at an average mutuel of \$13.20. These were said to be compiled over a 14 month period. It seems awfully rich, and all I got to say is WOW! Of course, the races are culled for the select ones, maybe only 1, 2, or 3 a day - and then he sez he flat bets the same amount on both only when the odds are 2/1 or better.

I personally feel that even with stats much less impressive than the Doc's, that a better way to go would be to DUTCH the pair, and set the guidelines for bet or no-bet on their COMBINED odds rather than individual. The second book I ever published: way back in 1960 was titled "Dutching the Horses," and really, nothing has changed as far as manipulating the bucks on the tote board.

REGENCY is the last judgement area to consider before we start of real handicapping of the Doc's system next week. If you were to thumb through any big chart book put out by the Daily Racing Form, it's easily seen that the top horse, the winner, had his last race, most often within the past couple of weeks. Sometimes it's less for cheaper claiming sprints, and sometimes longer for routes - and then even longer yet as the purse and class gets higher. I don't believe in hard and fast mechanical rules like 8 days, 14 days, etc. I think it's foolish not to be flexible.

I personally feel, this middle split is the culprit that screws up a lot of speed handicappers, as it's this variableness from the norm which he ends up considering a part of the so-called TRACK VARIANT induced by the surface effects of the total distance. It's true, classier horses handle the turn better than cheaper ones - SOMETIMES. But the first and last fractions tell us more about true class.

CURRENT CLIENT REPORTS on FACTOR X:

Frank Plank lives in western Canada with off site access to Hollywood Park, Santa Anita, Del Mar, Golden Gate, Bay Meadows, Hastings Park and Northlands. He has always been a great fan of Factor X. When telling other Methodologists of its power he is often ignored. What can't be ignored are his records through 1997 from the above tracks.

First, let me advise you of the fact that Plank is a long time client and loyal devotee of the Methodology. He has some personalized techniques and prejudices and makes a few procedural shortcuts that can both help and hinder him. Most of us retain a few old prejudices we could well do without. Still Frank almost always reduces his contenders down to no more than FIVE. He will then focus on the readouts that he most *believes in*, the one's that have sustained him over the years: His favorite is the new Factor X; **not** the one in Phase III or before.

Here is his astounding **full year** record for FX at all these tracks combined:

The WIN Horse was in the TOP 5 92% of the time.

The PLACE Horse was in the Top 5 84% of the time.

That's NOT surprising to me. However, this record IS:

The WIN Horse was in the TOP FOUR 84% of the time.

The Place Horse was in the TOP FOUR 70% of the time.

Boxing the top three ranked Factor X horses produced an Exacta proficiency of 67%.

The WIN horse was ranked in the top 2 (after hides) 69% of the time.

Before receiving Pace Launcher 4, Frank used Quad-Rater. He states that he relies on the TOP 2 horses on the CHAOS FORMULA STICK GRAPHS and when ONE of these was also #1 Long Shot POTENTIAL, he boxed with the number TWO LS/P (Becoming #1 when the Top Chaos Formula Horse is also #1 LS/P). However, he made his final wagering decision on the FX rankings of these contenders (Quad-Rater, upgraded to QUANTUM RATER, is now part of SYNTHESIS).

Frank is also a great believer in corollaries, which is how he can so readily isolate the TWO horses from the TOP 4 with the greatest WIN-PROFIT potential, with accent on overlays for profit.

That's Frank's good news. The bad news is that he finds that too many clients in British Columbia fail to keep records of corollary combinations that are winning (and placing). He also says that he meets a lot of clients who think that to qualify from the LS/P screen, a horse actually *has to be a longshot*.

He feels that many clients subscribe to the Follow Up but don't really READ it. I've stated repeatedly that the TOP RANKED LS/P horses merely have the QUALITIES usually attributable to most longer priced winners (and in-the-money contenders who just miss).

Happily, along with the improved version of Quad-Rater (QUANTUM RATER), Entropy, Fractals and a single screen Synergetic Match-UP Stop-Action Screen and several other advances are included in SYNTHESIS. As a result the program has received rave notices from many other Canadian clients such as Dean Millward and Larry Atkinson.

Next we have a letter and report from Jim Holtel on the power of FX at Churchill Downs. He went back over some of his losing races and discovered the winners were all in the TOP 2 Factor X. He also sent the Churchill races but his printout lacked enough ink to reproduce.

Dear Howard:

It was good seeing you in Vegas at the seminar, even though at the time I was somewhat disturbed over my computer being down for four weeks, due to not being able to load my programs on to my new computer with Windows 95. Thanks to Shane and Jimmy, however, that has been corrected. After six weeks, I finally did go to the track yesterday, Sunday, November 23, and I thought you would get a kick out of how it came out.

I won the 1st. race, lost the 2nd., 3rd., and 4th., then decided to review my printouts for any consistency in the first four races. To my amazement, the first four races were all won by the FX2 horse on the composite screen. I decided I would bet the 1 & 2 FX horses and see how it came out. I could not bet the 7th. race, as the auto-tote went down. The following is the result of the nine race card:

Race	Winner	Pay	W/L	FX
1	6	8.60	W	2
2	9	27.40	W	2
3	5	14.60	W	2
4	7	4.60	W	2
5	10	20.20	W	2
6	10	25.60	W	2
7	5	4.80	- NO PLAY	2
8	8	8.60	W	1
9	9	11.20	W	1

I have enclosed my printouts and a copy of the Churchill Downs form in case you want to review it. Thanks.

Sincerely,



James W. Holtel, CPA

Because of these kinds of responses from Frank, Dean, Larry, Jim and many others throughout North America, Asia and Europe, SYNTHESIS now contains a separate box for Factor X and is included in both PRIMARY and SUPPLEMENTARY Corollaries.

Like all other single factors, the power of FX should be tested by Track, Distance and Surface everywhere. I'm extremely interested in hearing from more users from a wider assortment of tracks and geography about the predictive powers of FX or, for that matter, any other single corollary factor you find dominant.

Many of the reports we're now receiving make little, if any reference to FX. Some just say their primary corollary is the ENERGY GENERATOR. With so many ENGEN readouts I have a difficult time knowing what they mean. Others seem to focus more on the array of COMPOUNDED corollaries, line scores and rankings. Vital Factors, the Matchup Graph and BL/BL. So far less attention is being paid to SUPPLEMENTAL corollaries, such as Entropy, TS, TPP and Fractals. Happily, clients are beginning to recognize the predictive power of BALANCE!

LATE X FACTOR REPORT FROM NEW YORK

This come from New York Police Lt. Tim Gagas, who also sent three Patrolman's Benevolent Association Badges, with a warning not to try using them on California Cops unless I reverted to my old Brooklyn accent. His stats are based primarily on the fact that he does not consider low paying horses for wagering. Thus, they're based on overlays, making them even more pertinent:

TRACK: AQUEDUCT (INNER)

TOTAL RACES	#1 RANKED X	#2 X	#3 X	#4 X	OVER #4
102	31	24	23	13	6
	30.3%	23.5%	23%	12.7%	5.8%

77% TOP 3

RESULT:

TOP 2 FACTOR X = 55% HIGHER PAYING* WINNERS

TOP 3 FACTOR X = 77% HIGHER PAYING* WINNERS

TOP 4 FACTOR X = 89.5% HIGHER PAYING* WINNERS

I inserted the asterisks as a reminder of his statement that he ignores low paying winners (usually in column #1). His cut off is right at \$6.40. So, obviously in this group of 102 winners he completely eschewed or left out a number of winners.

In summarizing his latest WIN RANK Sheet: he shows #2 BL/BL producing an Average mutuel of \$20.37 from BL/BL #2. #3: \$9.35. #4: \$12.60. He made only one actual wager from column #1 since the average mutuel there was a paltry \$4.00.

Tim is a client who has cured his tendency to think in terms of #1. He is an awesome example of the AVIS mentality.

This is one of the few reports we've received from a client who sets an absolute cut off for the win mutuel he refuses to accept regardless of its RANKING anywhere.

Seminars & Workshops may be lots of fun, but...

they can also be overwhelming. When different techniques and theories being presented by a variety of practitioners sometimes confusing and subjective notions are expressed and taken as fact.

This Video/Audio series reveals a TRUE explanation of the Sartin Methodology TODAY, direct from its creator.

Get the straight information on TODAY's SARTIN METHODOLOGY:

- ***The mainstream myths about "Playable" Races***
- ***Contender and Paceline Selection***
- ***Pars, Variants and Class***
- ***Match up misconceptions***
- ***TODAY's Methodology IS the Matchup***

***End all your concerns about Early, Presser, Sustained-Late
Pin points the Overlays that demand a wager***


***Learn to isolate the Lower paying horses most likely to WIN
Putting it all together...THE PSYCHOLOGY OF WINNING***

One-On-One - Just you and the Doc

"This is like getting Doc Sartin to give a private seminar in my living room! It's concise in its approach, very clear and easy to follow. I like the fact that I can reinforce the info with the audios in my car. I like to listen to the Psychology tape on my way to the OTB. I really feel like I've got a much better handle on the Methodology... and unlike a seminar, I can que this up any time I need to...Thanks!"
G.F., Studio City, California

"In these videos and audios I've taken you through a proven winning procedure STEP BY STEP...Given you the ANSWERS to the questions most asked along with various OPTIONS to help you make profitable DECISIONS. But only you can make the ultimate decision that fits the key into the lock that opens the door to PROFITS!"

Doc Sartin



3 VIDEOS • 5 AUDIOS • 3 WORKBOOKS

Video #1/Audio #1
PROCEDURE and CONCEPT
with Workbook

Video #2/Audio #2 (2 audio tapes)
WINNING Step-by-Step
with Workbook

Video #3/Audio #3 (2 audio tapes)
THE PSYCHOLOGY OF WINNING
with Workbook

3 Video set - \$99.00
5 Audio set - \$49.00

O. Henry House, Inc. • 1390 E. 6th Street #5 • Beaumont, CA 92223

DOC SARTIN with VERN WILLIAMS

THE DANGERS OF RESULT CHART PROFILING

with detailed research conducted and recorded by Vern Williams

In 1995 we gave away Prof-Rater, a Result Chart Profiler for free! To most users it was worth every penny you did not pay for it. Others still use it and claim it helps them. With the advent of SYNTHESIS, when we ceased giving it away, we had few complaints. Most clients realized that the readouts from Pace Launcher and Synthesis provided superior profiling information.

The only reason I made the Prof-Rater program was for clients who were obsessed with making Result Chart profiles, whether it helped them or not. Often what we "believe" to be true takes precedence over what is *actually true*.

Which is why 95% of all "horseplayers" do not win.

Vern Williams was one of the first users of Prof-Rater. He found it led him astray more often than it helped. His disillusion is the foundation for this article.

He found the only advantages of using Prof-Rater lay in the viable items he lists a little later in this article. Regardless, profiles from results was never as important as modeling from the records of **your** personal Past Performance predictions!

For years I've been explaining the fallacies inherent in Result Chart Profiling. I demonstrated the errors in some of Dr. Quirin's conclusions in *Winning At The Races*, (sub-titled Computer Discoveries In Thoroughbred Handicapping). I have carefully detailed all the reasons why most statistics drawn from results are seldom, if ever, applicable when attempting to predict the outcome of a race. The chief one being that the Matchup factors from after-the-fact-results are not even close to being the same as those derived from viewing the Match-Up **relationships** between contenders before they race together.

LET ME EMPHASIZE THIS POINT:

THE STRANGE ATTRACTORS OF THE MATCH UP AS DISCERNED FROM PAST PERFORMANCES DO NOT EXIST IN THE RESULT CHARTS, WITH THE RARE EXCEPTION OF TANDEM HORSES! A SUPERIOR PROFILE-MODEL CAN BE MADE FROM THE READOUTS DERIVED FROM PAST PERFORMANCE!

I repeatedly had this argument with an engineer who insisted that the Result Charts were merely an extension of the Past Performances. This is true only in certain Tandem Races, otherwise, complete fallacious. That engineer died arguing his point. Sadly he died without ever realizing his full win potential.

His highly inaccurate conclusion is the main reason why, with no exception, all handicapping

systems built on RESULT CHART statistics FAIL! Sadly, that includes the handicapping "systems" contained in the works of both Fred Davis and Quirin and *A Better Bet*, By Dr. George.

There is no question that the efforts of Davis and Quirin were monumental breakthroughs in the area of providing highly useful information that those with inquiring, scientific minds could utilize for a better understanding of the nature of horse racing in general.

Tom Ainslie served as editor of both the Davis material and the original Quirin book. He played nursemaid to the subject matter which was never intended to be construed as a series of winning systems, but a statistical survey of the *impact values* of various data that could effect the outcome of a race.

IV (impact value) was a unique contribution of Ainslie intended to burst the bubble of accepted statistics built on pure myth. Examples: (1) 100% of all thoroughbreds are ridden by jockeys; ergo, one can win 100% of the time betting on a horse ridden by a jockey. Impact Value = 0. (2) Barring disqualification, the horse crossing the finish line first wins all races. Ergo - bet the horse crossing the finish line FIRST. Impact Value = 0.

In short - IV measures the impact of any factor based on the number of times that given factor is present relative to the percentage of times that factor is always present. Since 32-33 percent of favorites consistently win with an average mutuel of \$5.00, betting only on favorites produces a NEGATIVE IV.

EXAMPLE: if (A) the top trainer at a meet wins 22 races out of 100 races with a an average \$6.40 win mutuel and (B), the 10th ranked trainer has won 12 out of 60 races and an average win mutuel of \$13.60, which trainer has the higher PROFIT IV?

A = 22 wins in 100 races = 22.0%. — 22 X \$6.40 = \$140.80 B = 12 wins in 60 races = 20.0% — 12 X \$13.20 = \$158.40.

Trainer A will be regarded by the mainstream majority as the better trainer. He obviously attracts the top jockeys since his horses win so often. He is popular with the public since his winners are favorites or near favorites.

Trainer B won't qualify for any top trainer awards but his actual IMPACT VALUE is superior to Trainer A. He saddled fewer horses, has fewer winners and a slightly lower WIN percentage. BUT, those fewer winners yielded a significantly higher average win mutuel.

Trainer A undoubtedly earned more purse money so he attracts wealthier owners. As handicappers we don't share in the purses. Our only concern should be the higher mutuels. That's one form of Impact Value!

Another example deals with personal wagering strategy. One of our all-time top members has a win proficiency of 40% betting just one horse. He is very conservative and wagers *only* when the factors he relies upon all fall into place. His average mutuel is \$6.70.

I'm now looking at some reports from clients who claim *no handicapping expertise*. Their salutary comments in Vox Populi say they rely solely on Overlays picked via PL4 or Synthesis. They bet TWO horses, have a win proficiency of 65% with an average mutuel of \$9.20.

Who has the highest IV? This question becomes relative when we take into consideration that the renowned expert with a win percent of 40 and an average mutuel of \$6.70 bets \$300 a race.

The humble, computer-reliant client would have to wager \$220 to have the same IV. The irony is that those with the bigger ROI'S lack the wagering courage to take advantage of their edge.

Just looking at statistics alone:

EXPERT: @40% One horse. Ave. Mutuel \$6.70 Cost: \$40. Return \$53.60. Percent return per \$ wagered: 34%.

Mr. HUMILITY: @65%. TWO horses. Ave. Mutuel \$9.20. Cost \$80. Return: \$119.60. Percent return per \$ wagered: 49.5%. That's splitting his bet 50/50. A 60/40 split would yield an even higher return. The reason rich investors get richer is because they invest MORE even though they may get a lower return on investment.

For more salient and less obvious IV's, consult *Percentages & Probabilities*, by Fred Davis or *Winning At The Races*, by William Quirin, Just don't expect these IV's to be consistent with reality when you attempt to predict the outcome of a race.

In 1975 when I started my handicapping odyssey, Quirin's book had not yet been published. Davis' work was. I worked with his Percentages, Probabilities and IV's to no avail. I finally concluded that only by working with Past Performances and a consistent means of isolating pace lines that were equally fair to all contenders, creating Viable *compounded* factors derived from fractions and calls and transformed to a set of predictive corollaries, did a truly predictive method emerge.

I should add one caveat here. From circa 1979-1982, the Davis-Quirin conclusions *may* have been more predictive even though I did not find them so. Whatever, their data is now obsolete. Their mathematical procedure is without flaw, however. So if you're going to write a treatise on viable data, use their procedure - not their conclusions. Contender/paceline selection has too many subjective aspects to serve as a statistical control factor. Ergo, Charts are absolutes and can be so employed.

If highly regarded engineers can't understand this despite failure using results, and if Dr. Quirin himself didn't realize the hazardous disparity between predicting races with Result Chart data, it is no wonder that some of you, along with many of today's handicapping expert-authors, are in such a quandary.

In all fairness, Beyer, Davidowitz, Brohamer, Ragozin, Litfin, Mark Cramer, Mitchell and our own *Pace Makes The Race* did not employ handicapping methods drawn from Results.

The reason so many books and articles do base their data on the performance of favorites only and/or Results, is that these are constants requiring no subjective analysis to draw conclusions. The win percentage of favorites has been quite uniform for generations. Results are static. Burton Fabricand, Roy Dorcas and, as a basis for comparison, William Scott, produced methodological concepts based on the statistical constancy of winning favorites.

Handicapping works focusing on prediction offer a rationale for selecting contenders and running lines based on guidelines or rules imposed by their own warps or prejudices. Once selected, the line or lines used are massaged by the figures or techniques detailed by that author, leading to varying degrees of success or failure. Problems arise when the reader disagrees with the author's line selection and subsequent conclusions derived therefrom.

From these facts we can easily see that the selection of a running line or lines for comparing the relative chances of contenders in a race remains the biggest bone of contention among handicappers. As long as running line analysis remains a by-product of human ego, profitable mutuels will be consistently available to those who are willing to sacrifice their ego to facts.

This also holds true for some truly great egos of my acquaintance.

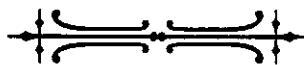
Ego is the major reason many of our own clients have not always enjoyed equal degrees of success: too much arguing over contender and paceline selection. The problem was exacerbated by various Teaching Members leading some of our seminar/workshop groups through races as selected by them, using contenders and pacelines of *their* own choice. The natural result: heated arguments from the group resisted by the teachers who, of course, won their races handily.

Many of these teachers joined the Methodology for its READOUTS while denying its philosophy. Many of the races they chose were won by using mainstream contender/paceline guidelines and the mutuels were usually low because they stringently avoided looking at races that were not "playable," according to their personal prejudices based almost always on conventional wisdom. I accept full blame for letting this go on through 1993. Consequently we had some clients who became completely stigmatized by mainstream ideology as to what constitutes a "playable" race. Unfortunately many still are. I hope they get my 3 part Video series.

In late 1993 Tom Ainslie joined our teaching cadre. He blatantly stated that before joining the Methodology his handicapping was limited to a few select races per day. But after getting what he called "extraordinary computer programs derived from the Methodology", he was able to bet almost every race on a card and *literally doubled his profits*.

This made clients realize that if the Dean of all contemporary horse racing author-experts, who many felt virtually invented handicapping as we know it, wasn't limiting himself to the kinds of races deemed "playable" by the mainstream, why should they.

We have developed some author-experts who enjoy enviable reputations, but none has reached the lofty status of Ainslie. Thus, a new era was opened: Clients began expanding their view of the "playable" race and now enjoy more average win mutuels of between \$10 and \$14 instead of those former mainstream inspired payoffs of from \$6.00 to \$8.00.



Now let's examine the results from Vern Williams' highly detailed PROFILE DATA from Santa Anita Oak Tree, 1997 made from Prof-Rater. This data is accurate, but much of it is highly misleading because it records the times and Energy Distribution of the WINNER ONLY. When determining Early-Late Energy difference in Sprints using just this one horse, the winner, EARLY will always dominate. Only by viewing the competition, horses that may have had a HIGHER Early figure could Early-Late Difference be otherwise. Here's an example from two sets of 12 races each at 6 furlongs:

OAKTREE 10/27/11

67 AVG
SET #2

PACELINE DATA

PROFILE

SAX 6D

PACELINE DATA

#	DATE	RN	DIST	S	1stC	2ndC	3rdC	FnlC	BL1	BL2	BLS	BLF	SR	TV	NTL
1	0326A	6	6.0	D	21.1	44.1	56.1	108.4	4.00	3.00	2.00	0.00	94	0	3
2	0625A	4	6.0	D	22.0	45.4	58.0	110.4	5.90	0.20	0.00	0.00	84	0	2
3	0646A	6	6.0	D	21.2	44.1	56.2	109.2	4.20	6.10	4.20	0.00	91	0	4
4	0726A	1	6.0	D	21.3	44.3	57.0	110.2	0.00	0.00	0.00	0.00	86	0	1
5	0746A	6	6.0	D	21.2	43.4	55.4	108.3	5.10	4.70	2.20	0.00	95	0	4
6	0936A	9	6.0	D	21.1	44.0	56.2	109.4	2.60	4.00	3.00	0.00	89	0	4
7	1035A	3	6.0	D	21.4	45.0	57.2	110.2	1.60	1.60	0.60	0.00	86	0	3
8	1135A	8	6.0	D	21.3	44.2	56.2	108.4	2.10	0.00	0.00	0.00	94	0	2
9	1246A	6	6.0	D	21.4	43.4	56.2	109.1	0.00	0.00	0.00	0.00	92	0	1
10	1435A	1	6.0	D	21.4	44.3	57.0	110.0	0.10	0.10	0.50	0.00	88	0	1
11	1925A	7	6.0	D	22.0	45.3	58.4	112.4	7.10	10.00	4.00	0.00	74	0	5
12	2226A	3	6.0	D	22.0	45.1	58.1	111.3	7.20	6.80	4.00	0.00	80	0	4

Ave 3.32 3.04 1.38

#	NAME	RN	N	Total	R	DEF	Hid	R	Fx	R	%Med	E/EP	R	L/EP	R	ESP
1	0326A	6	3	173.22-	2	0.49	64.49-	7	66.77-	1	68.74	80.65-	3	78.58-	2	E/P
2	0625A	4	2	168.18-	10	5.53	64.96-	2	66.45-	3	68.59	78.92-	10	77.00-	9	PRE
3	0646A	6	4	171.81-	5	1.90	64.56-	6	66.50-	2	68.95	80.25-	6	77.97-	4	E/P
4	0726A	1	1	169.67-	8	4.04	63.98-	11	66.17-	8	69.84	79.84-	8	76.66-	10	EAR
5	0746A	6	4	173.71-	1		65.04-	1	66.04-	9	68.92	80.88-	1	78.62-	1	E/P
6	0936A	9	4	171.21-	6	2.50	63.92-	12	66.33-	6	69.75	80.32-	5	77.23-	6	EAR
7	1035A	3	3	169.37-	9	4.34	64.42-	9	66.41-	4	69.17	79.51-	9	77.01-	8	E/P
8	1135A	8	2	173.08-	3	0.63	64.92-	3	66.34-	5	68.74	80.61-	4	78.53-	3	E/P
9	1246A	6	1	172.52-	4	1.19	64.90-	4	65.22-	12	69.88	80.80-	2	77.59-	5	EAR
10	1435A	1	1	170.41-	7	3.30	64.48-	8	66.03-	10	69.49	79.97-	7	77.14-	7	EAR
11	1925A	7	5	164.15-	12	9.56	64.23-	10	66.23-	7	69.54	77.90-	12	75.02-	12	EAR
12	2226A	3	4	166.69-	11	7.02	64.79-	5	65.82-	11	69.39	78.69-	11	75.97-	11	EAR

HI/LO Difference = 9.56 Average = 170.34

PROFILE

SAX 6D

#	DATE	RN	N	TOTAL	SC	R	E/DC	SCBL	3F	R	SPN	R
1	0326A	6	3	173.22	59.19-	5(44.3)	96.22	3.00	54.15-	1(24.2)	89.42-	3
2	0625A	4	2	168.18	57.61-	9(45.4)	97.76	0.20	52.83-	5(25.0)	76.67-	7
3	0646A	6	4	171.81	58.62-	7(45.0)	96.27	6.10	53.35-	4(24.4)	83.92-	5
x 4	*0726A	1	1	169.67	59.19-	5(44.3)	96.86	E	51.16-	10(25.4)	77.67-	6
5	0746A	6	4	173.71	59.42-	3(44.2)	97.84	4.70	53.98-	3(24.2)	94.17-	2
6	0936A	9	4	171.21	59.27-	4(44.3)	95.95	4.00	51.78-	9(25.2)	75.67-	8
7	1035A	3	3	169.37	58.38-	8(45.1)	96.89	1.60	52.22-	6(25.1)	74.67-	9
8	1135A	8	2	173.08	59.46-	2(44.2)	97.92	E	54.10-	2(24.2)	95.92-	1
x 9	*1246A	6	1	172.52	60.27-	1(43.4)	99.54	E	51.97-	8(25.2)	88.17-	4
10	1435A	1	1	170.41	59.17-	6(44.3)	97.76	0.10	51.98-	7(25.2)	76.67-	7
11	1925A	7	5	164.15	56.14-	11(47.0)	95.62	10.00	50.00-	12(26.2)	74.67-	9
12	2226A	3	4	166.69	57.20-	10(46.1)	97.47	6.80	51.03-	11(25.4)	74.67-	9
HIGH				173.71	60.27	(43.4)	99.54	3.04	54.15	(24.2)	95.92	
LOW				164.15	56.14	(47.0)	95.62	AVE	50.00	(26.2)	74.67	
AVE				170.33	58.66	(45.0)	97.17		52.38	(25.1)	81.86	

* = Wire to Wire

SET ONE: TOTAL ENERGY CLASS: = AVERAGE

12 Races. Average Beaten Lengths 1st Fraction: = 3.32. 2nd Call = 3.0%. Str.Call = 1.38

Three winners took the lead at the 2nd Call. BUT, the average lengths behind at the second call for these winners is 3.04 lengths.

ONLY TWO horses in this first 12 race profile went wire to wire (see asterisks*). The rest were headed at one or more calls. Thus we must ask ourself, except for the two wire-to-wire winners, HOW MANY HORSES ran Earlier than the winners? When the Median Energy of those other horses are NOT recorded we get the impression that virtually ALL our Sprint winners RAN EARLY. Look:

PROFILE		Early/Late Energy Potential Graph				SIX 6P
B	DATE	RM	N	EARLY	LATE	TOTAL
1	0328A	4	3	18.15	78.38	179.18
2	0625A	4	3	18.33	77.83	168.18
3	0646A	6	4	18.15	77.17	171.81
4	0726A	1	1	79.84	76.16	169.67
5	0746A	6	4	19.11	77.17	179.71
6	0936A	9	4	16.31	77.23	171.11
7	1025A	3	3	77.31	77.01	169.37
8	1105A	8	3	18.11	78.33	179.04
9	1246A	6	1	18.09	77.57	178.38
10	1405A	1	1	79.37	77.15	176.41
11	1905A	7	5	77.49	76.19	164.15
12	2226A	3	4	78.19	75.37	166.49

PROFILE		Late/Early Difference Graph				SIX 6P
B	DATE	RM	N	LATE	EARLY	TOTAL
1	0328A	4	3	6.8		179.18
2	0625A	4	3	5.6		168.18
3	0646A	6	4	3.8		171.81
4	0726A	1	1	18.0		169.67
5	0746A	6	4	5.6		179.71
6	0936A	9	4	11.0		171.11
7	1025A	3	3	0.8		169.37
8	1105A	8	3	18.0		179.04
9	1246A	6	1	18.0		178.38
10	1405A	1	1	19.0		176.41
11	1905A	7	5	-8.0		164.15
12	2226A	3	4	1.4		166.49

PROFILE		Early-Sustained BOTH/AND Difference Graphs				SIX 6P
B	DATE	RM	N	NEARLY	NEARLY	TOTAL
1	0328A	4	3	38.1		44.8
2	0625A	4	3	34.3		46.8
3	0646A	6	4	31.3		48.3
4	0726A	1	1	58.3		41.1
5	0746A	6	4	38.9		47.8
6	0936A	9	4	51.1		43.3
7	1025A	3	3	44.7		45.1
8	1105A	8	3	45.4		44.4
9	1246A	6	1	39.7		46.2
10	1405A	1	1	37.1		43.4
11	1905A	7	5	48.8		51.1
12	2226A	3	4	31.4		44.6

All but ONE winner appears to have run EARLY because the horses that actually ran *earlier* are not shown. It now becomes obvious that attempting to PROFILE Early/Late Difference from WINNER RESULTS is a waste of time!

Go now to the 2nd set of 12 six furlong races. Again we have only TWO wire-to-wire winners. AGAIN, Class is AVERAGE:

6 F Avg

PACELINE DATA																SAX 6D
PROFILE																
PACELINE DATA																
#	DATE	RN	DIST	S	1stC	2ndC	3rdC	FnlC	BL1	BL2	BLS	BLF	SR	TV	NTL	
1	0146A	7	6.0	D	21.2	44.1	56.1	108.4	2.70	0.20	0.10	0.00	94	0	3	
2	0245A	6	6.0	D	21.2	44.1	56.2	109.2	0.70	0.00	0.00	0.00	91	0	2	
3	0326A	6	6.0	D	21.1	44.1	56.1	108.4	4.00	3.00	2.00	0.00	94	0	3	
4	0625A	4	6.0	D	22.0	45.4	58.0	110.4	5.90	0.20	0.00	0.00	84	0	2	
5	0646A	6	6.0	D	21.2	44.1	56.2	109.2	4.20	6.10	4.20	0.00	91	0	4	
6	0726A	1	6.0	D	21.3	44.3	57.0	110.2	0.00	0.00	0.00	0.00	86	0	1	
7	0746A	6	6.0	D	21.2	43.4	55.4	108.3	5.10	4.70	2.20	0.00	95	0	4	
8	0936A	9	6.0	D	21.1	44.0	56.2	109.4	2.60	4.00	3.00	0.00	89	0	4	
9	1035A	3	6.0	D	21.4	45.0	57.2	110.2	1.60	1.60	0.60	0.00	86	0	3	
10	1135A	8	6.0	D	21.3	44.2	56.2	108.4	2.10	0.00	0.00	0.00	94	0	2	
11	1246A	6	6.0	D	21.4	43.4	56.2	109.1	0.00	0.00	0.00	0.00	92	0	1	
12	1435A	1	6.0	D	21.4	44.3	57.0	110.0	0.10	0.10	0.50	0.00	88	0	1	

2.02 1.66 .97

#	NAME	RN	N	Total	R	DEF	Hid	R	Fx	R	%Med	E/EP	R	L/EP	R	ESP
1	0146A	7	3	173.20-	3	0.51	64.68-	5	66.32-	7	69.00	80.73-	3	78.40-	4	E/P
2	0245A	6	2	171.95-	6	1.76	64.20-	10	66.26-	8	69.54	80.50-	6	77.63-	6	EAR
3	0326A	6	3	173.22-	2	0.49	64.49-	7	66.77-	1	68.74	80.65-	4	78.58-	2	E/P
4	0625A	4	2	168.18-	12	5.53	64.96-	2	66.45-	3	68.59	78.92-	12	77.00-	11	PRE
5	0646A	6	4	171.81-	7	1.90	64.56-	6	66.50-	2	68.95	80.25-	8	77.97-	5	E/P
6	0726A	1	1	169.67-	10	4.04	63.98-	11	66.17-	9	69.84	79.84-	10	76.66-	12	EAR
7	0746A	6	4	173.71-	1		65.04-	1	66.04-	10	68.92	80.88-	1	78.62-	1	E/P
8	0936A	9	4	171.21-	8	2.50	63.92-	12	66.33-	6	69.75	80.32-	7	77.23-	8	EAR
9	1035A	3	3	169.37-	11	4.34	64.42-	9	66.41-	4	69.17	79.51-	11	77.01-	10	E/P
10	1135A	8	2	173.08-	4	0.63	64.92-	3	66.34-	5	68.74	80.61-	5	78.53-	3	E/P
11	1246A	6	1	172.52-	5	1.19	64.90-	4	65.22-	12	69.88	80.80-	2	77.59-	7	EAR
12	1435A	1	1	170.41-	9	3.30	64.48-	8	66.03-	11	69.49	79.97-	9	77.14-	9	EAR

HI/LO Difference = 5.53 Average = 171.53

PROFILE SAX 6D

#	DATE	RN	N	TOTAL	SC	R	E/DC	SCBL	3F	R	SPN	R
1	0146A	7	3	173.20	59.69-	3 (44.1)	97.57	0.20	53.69-	4 (24.3)	92.42-	3
2	0245A	6	2	171.95	59.73-	2 (44.1)	97.04	E	52.38-	7 (25.1)	80.92-	7
3	0326A	6	3	173.22	59.19-	7 (44.3)	96.22	3.00	54.15-	1 (24.2)	87.42-	5
4	0625A	4	2	168.18	57.61-	11 (45.4)	97.76	0.20	52.83-	6 (25.0)	74.67-	8
5	0646A	6	4	171.81	58.62-	9 (45.0)	96.27	6.10	53.35-	5 (24.4)	81.92-	6
* 6	*0726A	1	1	169.67	59.19-	7 (44.3)	96.86	E	51.16-	12 (25.4)	74.67-	8
7	0746A	6	4	173.71	59.42-	5 (44.2)	97.84	4.70	53.98-	3 (24.2)	92.92-	2
8	0936A	9	4	171.21	59.27-	6 (44.3)	95.95	4.00	51.78-	11 (25.2)	74.67-	8
9	1035A	3	3	169.37	58.38-	10 (45.1)	96.89	1.60	52.22-	8 (25.1)	74.67-	8
10	1135A	8	2	173.08	59.46-	4 (44.2)	97.92	E	54.10-	2 (24.2)	93.42-	1
* 11	*1246A	6	1	172.52	60.27-	1 (43.4)	99.54	E	51.97-	10 (25.2)	88.17-	4
12	1435A	1	1	170.41	59.17-	8 (44.3)	97.76	0.10	51.98-	9 (25.2)	74.67-	8
HIGH				173.71	60.27	(43.4)	99.54		54.15	(24.2)	93.42	
LOW				168.18	57.61	(45.4)	95.95	1.66	51.16	(25.4)	74.67	
AVE				171.53	59.17	(44.3)	97.30	AVE	52.80	(25.0)	82.54	

* = Wire to Wire

Four of the 12 winners took the lead at the 2nd call; we might assume these horses WERE early. But look:

Average beaten lengths, 1st Fraction: = 2.02. 2nd CALL: = 1.66. Stretch Call: = .97.

In eight of the 12 races the winners were behind as much as 6.10 lengths. The average, including those leading at the 2nd Call, is 1.66 lengths. Thus, except in 4 cases, there was at LEAST, one contender exerting MORE Early Energy than the winner. Again, the Early/Late Difference Chart is quite misleading.

Now examine this list of 12 6 furlong winners Vern designated as LOW, based on Total Energy CLASS:

6 7/ Low

PROFILE														SAX 6D	
PACELINE DATA															
#	DATE	RN	DIST	S	1stC	2ndC	3rdC	FnlC	BL1	BL2	BLS	BLF	SR	TV	NTL
1	0146L	6	6.0	D	21.3	44.2	57.0	109.4	7.80	7.70	4.20	0.00	89	0	4
2	0245L	1	6.0	D	21.3	44.1	56.4	109.4	3.00	2.10	0.10	0.00	89	0	3
3	0245L	4	6.0	D	21.3	44.3	56.4	110.0	0.00	0.00	0.00	0.00	88	0	1
4	0835L	1	6.0	D	21.3	44.1	56.2	109.4	1.70	2.50	1.50	0.00	89	0	3
5	0836L	3	6.0	D	21.3	44.4	57.2	110.3	2.20	1.30	2.20	0.00	85	0	3
6	1046L	2	6.0	D	22.0	45.1	57.4	111.1	2.30	3.10	2.10	0.00	82	0	3
7	1135L	1	6.0	D	22.0	45.2	58.0	110.4	5.10	3.70	1.30	0.00	84	0	3
8	1136L	5	6.0	D	21.3	44.3	56.4	109.3	1.50	2.60	1.10	0.00	90	0	3
9	1346L	3	6.0	D	21.2	44.0	56.1	109.0	2.10	1.50	1.00	0.00	93	0	3
10	1435L	4	6.0	D	21.4	45.0	57.3	111.1	4.70	4.10	2.60	0.00	82	0	3
11	1645L	2	6.0	D	21.4	44.4	57.3	110.3	1.00	1.50	0.00	0.00	85	0	3
12	1746L	4	6.0	D	21.3	45.1	57.4	110.4	1.50	0.10	0.10	0.00	84	0	2

2.51

#	NAME	RN	N	Total	R	DEF	Hid	R	Fx	R	%Med	E/EP	R	L/EP	R	ESP
1	0146L	6	4	170.76-	4	2.08	65.06-	1	66.09-	8	68.86	79.87-	6	77.68-	3	E/P
2	0245L	1	3	171.01-	3	1.83	64.59-	3	65.75-	11	69.66	80.22-	2	77.23-	5	EAR
3	0245L	4	1	170.47-	5	2.37	64.15-	9	66.33-	3	69.51	80.00-	5	77.15-	6	EAR
4	0835L	1	3	171.01-	3	1.83	64.45-	6	65.93-	10	69.62	80.21-	3	77.26-	4	EAR
5	0836L	3	3	169.12-	6	3.72	64.11-	10	66.27-	4	69.63	79.58-	7	76.62-	8	EAR
6	1046L	2	3	167.59-	11	5.25	64.45-	6	66.13-	6	69.42	79.00-	12	76.25-	10	EAR
7	1135L	1	3	168.27-	9	4.57	64.89-	2	66.33-	3	68.77	79.01-	11	76.91-	7	E/P
8	1136L	5	3	171.25-	2	1.59	64.48-	5	66.60-	2	68.92	80.06-	4	77.80-	2	E/P
9	1346L	3	3	172.84-	1		64.54-	4	66.15-	5	69.31	80.72-	1	78.07-	1	EAR
10	1435L	4	3	167.70-	10	5.14	64.41-	7	66.01-	9	69.58	79.09-	10	76.18-	11	EAR
11	1645L	2	3	169.07-	7	3.77	64.29-	8	66.11-	7	69.60	79.56-	8	76.62-	8	EAR
12	1746L	4	2	168.58-	8	4.26	63.91-	11	66.68-	1	69.40	79.33-	9	76.59-	9	EAR

HI/LO Difference = 5.25 Average = 169.81

PROFILE														SAX 6D	
#	DATE	RN	N	TOTAL	SC	R	E/DC	SCBL	3F	R	SPN	R			
1	0146L	6	4	170.76	58.07-	9(45.2)	97.33	7.70	53.18-	2(24.4)	87.42-	3			
2	0245L	1	3	171.01	59.35-	2(44.2)	98.01	2.10	51.89-	7(25.2)	90.42-	2			
*3	*0245L	4	1	170.47	59.19-	4(44.3)	96.86		51.97-	5(25.2)	83.92-	6			
4	0835L	1	3	171.01	59.28-	3(44.3)	97.50	2.50	51.95-	6(25.2)	86.67-	4			
5	0836L	3	3	169.12	58.70-	6(45.0)	96.69	1.30	51.36-	10(25.3)	74.67-	8			
6	1046L	2	3	167.59	57.86-	11(45.3)	97.11	3.10	51.25-	11(25.4)	74.67-	8			
7	1135L	1	3	168.27	57.50-	12(46.0)	97.33	3.70	52.55-	4(25.1)	77.67-	7			
8	1136L	5	3	171.25	58.73-	5(45.0)	96.54	2.60	53.22-	1(24.4)	86.17-	5			
9	1346L	3	3	172.84	59.73-	1(44.1)	97.45	1.50	53.04-	3(24.4)	97.42-	1			
10	1435L	4	3	167.70	57.94-	10(45.3)	97.07	4.10	51.01-	12(25.4)	74.67-	8			
11	1645L	2	3	169.07	58.66-	7(45.0)	97.17	1.50	51.40-	9(25.3)	74.67-	8			
12	1746L	4	2	168.58	58.39-	8(45.1)	95.98	0.10	51.58-	8(25.3)	74.67-	8			
HIGH				172.84	59.73	(44.1)	98.01	2.51	53.22	(24.4)	97.42				
LOW				167.59	57.50	(46.0)	95.98	AVG	51.01	(25.4)	74.67				
AVE				169.81	58.62	(45.0)	97.09		52.03	(25.2)	81.92				

* = Wire to Wire

PACELINE DATA

PROFILE

PACELINE DATA											
#	DATE	RN	DIST	S	1stC	2ndC	3rdC	FnlC	BL1	BL2	BLF
1	0146L	6	6.0	D	21.3	44.2	57.0	109.4	7.80	7.70	4.20
2	0245L	1	6.0	D	21.3	44.1	56.4	109.4	3.00	2.10	0.10
3	0245L	4	6.0	D	21.3	44.3	56.4	110.0	0.00	0.00	0.00
4	0835L	1	6.0	D	21.3	44.1	56.2	109.4	1.70	2.50	1.50
5	0836L	3	6.0	D	21.3	44.4	57.2	110.3	2.20	1.30	2.20
6	1046L	2	6.0	D	22.0	45.1	57.4	111.1	2.30	3.10	2.10
7	1135L	1	6.0	D	22.0	45.2	58.0	110.4	5.10	3.70	1.30
8	1136L	5	6.0	D	21.3	44.3	56.4	109.3	1.50	2.60	1.10
9	1346L	3	6.0	D	21.2	44.0	56.1	109.0	2.10	1.50	1.00
10	1435L	4	6.0	D	21.4	45.0	57.3	111.1	4.70	4.10	2.60
11	1645L	2	6.0	D	21.4	44.4	57.3	110.3	1.00	1.50	0.00
12	1746L	4	6.0	D	21.3	45.1	57.4	110.4	1.50	0.10	0.10

Ave 2.74 2.51

Winners beaten by as much as 7.7 lengths at the second call, with an average 2C BL of 2.51. Only ONE winner went wire-to-wire. For those who may think 2.51 beaten lengths is negligible - it is 58 feet-per-second. In the elapsed time of a 6 fur. race, that is a *lot*!

Now look at the Early-Late Difference Graph. It appears all but one ran Early. They did NOT. Again we see that using only ONE HORSE to determine Early-Late contaminates a profile.

Late/Early Difference Graph						SAX	GP
#	DATE	RN	N	DIF	LATE	EARLY	TOTAL
1	0146L	6	4	-0.4			170.76- 4
2	0245L	1	3	12.8			171.01- 3
3	0245L	4	1	14.0			170.47- 3
4	0835L	1	3	12.0			171.01- 3
5	0836L	3	3	12.4			169.12- 6
6	1046L	2	3	7.8			167.59-11
7	1135L	1	3	2.6			168.27- 9
8	1136L	5	3	6.8			171.25- 2
9	1346L	3	3	12.0			172.84- 1
10	1435L	4	3	7.8			167.70-10
11	1645L	2	3	12.0			169.07- 7
12	1746L	4	2	11.8			168.58- 8

We can now understand why Dr. QUIRIN offered that highly misleading statistic showing a HIGH percentage of supposedly Early Horses that win sprints. You'll find that erroneous statistic in almost all books and articles dealing with running style.

ANY TIME you fail to show the MATCHUP of true contenders in a race you'll get a badly distorted "PROFILE" in virtually all areas, especially Early vs. Non-Early.

Here's an equal-opposite example from 12 8 furlong TURF Races:

10-30-97
OAKTREE
8F ⊕ HIGH

PACELINE DATA

PROFILE

SAX 8T

PACELINE DATA

#	DATE	RN	DIST	S	1stC	2ndC	3rdC	FnlC	BL1	BL2	BLS	BLF	SR	TV	NTL
1	0246H	7	8.0	T	23.3	47.0	110.4	135.2	5.80	2.70	1.10	0.00	82	0	3
2	0335H	7	8.0	T	23.0	47.2	111.2	135.4	0.00	0.00	0.00	0.00	80	0	1
3	0536H	4	8.0	T	24.0	48.2	112.2	136.0	1.10	0.10	0.00	0.00	79	0	2
4	0646H	2	8.0	T	23.2	47.0	110.4	135.1	7.00	3.70	3.10	0.00	83	0	3
5	0745H	7	8.0	T	23.2	47.3	111.2	136.1	0.50	0.00	0.00	0.00	78	0	2
6	1325H	7	8.0	T	23.0	47.3	112.0	137.0	0.00	0.00	0.00	0.00	74	0	1
7	1426H	7	8.0	T	23.3	48.1	112.3	136.3	3.10	2.20	1.00	0.00	76	0	3
8	1536H	8	8.0	T	23.0	46.3	111.1	136.1	4.00	2.10	1.60	0.00	78	0	3
9	1645H	8	8.0	T	23.2	47.1	111.4	136.1	11.50	1.50	0.00	0.00	78	0	3
10	1735H	2	8.0	T	23.4	48.2	113.1	138.2	4.00	4.00	3.10	0.00	67	0	3
11	1836H	6	8.0	T	24.1	50.0	114.2	138.2	1.50	0.10	0.00	0.00	67	0	2
12	2046H	7	8.0	T	23.4	48.4	113.3	138.0	4.00	2.20	0.60	0.00	69	0	3

3.54 1.55 875

#	NAME	RN	N	Total	R	DEF	Hid	R	Fx	R	%Med	E/EP	R	L/EP	R	ESP
1	0246H	7	3	165.26-	3	0.44	66.61-	6	66.12-12	67.27	77.51-	2	76.91-	4	SUS	
2	0335H	7	1	164.79-	4	0.91	66.20-	9	66.63-	7	67.17	77.32-	3	76.82-	5	SUS
3	0536H	4	2	165.48-	2	0.22	67.15-	2	66.66-	6	66.19	77.22-	5	77.70-	1	LAT
4	0646H	2	3	165.70-	1		66.82-	5	66.19-10	66.99	77.56-	1	77.24-	2	LAT	
5	0745H	7	2	164.15-	5	1.55	66.26-	8	66.16-11	67.57	77.24-	4	76.33-	8	SUS	
6	1325H	7	1	162.36-	9	3.34	65.84-10		66.68-	5	67.48	76.61-	9	75.80-11		SUS
7	1426H	7	3	163.87-	6	1.83	66.89-	4	66.90-	2	66.21	76.69-	8	77.15-	3	LAT
8	1536H	8	3	163.07-	8	2.63	65.68-11		66.91-	1	67.42	76.83-	6	76.08-10		SUS
9	1645H	8	3	163.61-	7	2.09	67.01-	3	66.21-	9	66.78	76.80-	7	76.68-	6	LAT
10	1735H	2	3	160.13-12		5.57	66.35-	7	66.76-	4	66.89	75.67-12		75.45-12		LAT
11	1836H	6	2	161.90-10		3.80	67.54-	1	66.44-	8	66.02	75.97-10		76.62-	7	LAT
12	2046H	7	3	161.42-11		4.28	66.89-	4	66.85-	3	66.26	75.89-11		76.30-	9	LAT

HI/LO Difference = 5.57 Average = 163.48

PROFILE

SAX 8T

#	DATE	RN	N	TOTAL	SC	R	E/DC	SCBL	3F	R	SPN	R
1	0246H	7	3	165.26	55.47-	1(111.2)	100.53	2.70	54.10-	7(24.2)	91.67-	2
x2	*0335H	7	1	164.79	55.46-	2(111.2)	99.58	E	54.10-	7(24.2)	83.92-	4
3	0536H	4	2	165.48	54.68-	7(112.2)	100.58	0.10	55.95-	1(23.3)	88.42-	3
4	0646H	2	3	165.70	55.31-	3(111.3)	100.59	3.70	54.70-	4(24.1)	96.42-	1
5	0745H	7	2	164.15	55.46-	2(111.2)	100.15	E	53.23-	8(24.4)	79.92-	7
x6	*1325H	7	1	162.36	55.00-	5(112.0)	99.17	E	52.80-11(25.0)	74.67-10	
7	1426H	7	3	163.87	54.18-	8(113.0)	99.86	2.20	55.37-	2(23.4)	82.17-	5
8	1536H	8	3	163.07	55.26-	4(111.3)	98.75	2.10	53.14-	9(24.4)	77.67-	8
9	1645H	8	3	163.61	54.90-	6(112.1)	101.70	1.50	54.34-	6(24.1)	81.42-	6
10	1735H	2	3	160.13	53.44-10(114.0)	99.18	4.00	53.02-10(24.4)	74.67-10	
11	1836H	6	2	161.90	53.21-11(114.2)	101.24	0.10	55.02-	3(24.0)	74.67-10	
12	2046H	7	3	161.42	53.45-	9(114.0)	100.01	2.20	54.46-	5(24.1)	76.67-	9
HIGH				165.70	55.47	(111.2)	101.70	1.55	55.95	(23.3)	96.42	
LOW				160.13	53.21	(114.2)	98.75	Ave	52.80	(25.0)	74.67	
AVE				163.48	54.65	(112.2)	100.11		54.18	(24.2)	81.86	

* = Wire to Wire

Three of these winners were ahead at the 2nd Call. Their fast final fractions may still have made their late energy dominate. However their ACTUAL Fractional Beaten lengths is quite similar to the DIRT sprint Profiles. Look:

Average Beaten Lengths, 1st Fraction = 3.54

2nd CALL = 1.55

Stretch Call:= .875

PROFILE					Late/Early Difference Graph		SAX	BT
#	DATE	RM	N	DIF	LATE	EARLY	TOTAL	R
1	0246H	7	3	-6.4			165.26-	3
2	0335H	7	1	-5.0			164.79-	4
3	0536H	4	2	-14.2			165.48-	2
4	0646H	2	3	-9.4			165.70-	1
5	0745H	7	2	-3.0			164.15-	5
6	1325H	7	1	-5.0			162.36-	9
7	1426H	7	3	-17.4			163.87-	6
8	1536H	8	3	-5.2			163.07-	8
9	1645H	8	3	-10.0			163.61-	7
10	1735H	2	3	-18.0			160.13-	12
11	1836H	6	2	-22.2			161.90-	10
12	2046H	7	3	-20.4			161.42-	11

But not this Late.

Since these are Turf races, all of these winners may have run slightly late but not to the degree shown on the graph. The reason once again: ONLY the Energy LINE of ONE HORSE, the winner, is being recorded. ALL the other lines shown in this chart are for winners of OTHER races.

I'm sure you realize that in viewing these PROFILES, RANKINGS MEAN ABSOLUTELY NOTHING. You're not looking at the rankings of contenders WITHIN the same race, but the rankings of a set of winners ONLY.

Drawing from Vern Williams' research, the few factors that remain viable through Result Chart Profiling are:

(1) PARAMETERS (not precise numbers) of TOTAL ENERGY. Only if you separate by age, gender, surface and distance.

(2) The number of horses going wire-to-wire by distance and classification. NOTE the abundance of Maidens winning wire-to-wire in sprints. More than twice as many maidens than non-maidens.

(3) Maiden Winners taking the LEAD (or nearly so) at the 2nd Call with fast 2nd fractions (Turn Time). Also helps to note the Maiden winners that DID NOT.

(4) VITAL FACTOR SCREEN: Showing ACTUAL 2nd Call and Final Fraction Times of winners.

This is good profile information to know by track, surface, class PARAMETERS and distance.


(5) The VECTOR GRAPH. Especially when entering more than one line per contender to determine if they habitually OVERCOME the Pace of the Race they run against in the final splits OR run on or near to the early pace but always reveal a weakness in 2nd and 3rd fractions.

(6) From VITAL FACTORS: POR/POH Analysis of 2nd CALL Velocity and beaten lengths. COMPARE with Pace Line Screen to know the 2nd Call Pace of Race against which a horse does well or badly. This tells you at a glance the kinds of fractions (especially the 2nd Call and 3rd Fraction a horse can run WELL against and those it CAN'T Handle).

(7) Use the BL'S - 1st, 2nd and Stretch to determine the AVERAGE LENGTHS behind and/or wire-to-wire performance of WINNERS by DISTANCE and SURFACE.

In truth, ALL these and many more determinants can better be made from your Sartin Methodology TODAY handicapping programs: Pace Launcher 3, Pace Launcher 4 and SYNTHESIS. As previously stated, I gave away Prof-Rater as a gift with Pace Launcher 4 because so many clients *thought* they needed such a program and many say they still use it, to what avail I don't know. I suppose they thought we should have a Profiler since it was our term to begin with. They were angered by the fact that so many outside entrepreneurs are selling Profiling programs that are obsolete even before they're printed. The problem with those on today's market is that the alleged profiles they make are of data that is not only obsolete but USELESS in PREDICTING the outcome of any race.

Review all the races you've WON recently using Past Performances. Compare the various readouts of WINNERS with the same ones from just Profiling Winners. You will see that quite often the two sets of readouts are completely at odds with each other. Solution: USE YOUR HANDICAPPING PROGRAM TO PROFILE anything OTHER than the few viable items from Result Charts. Anyone depending on the kind of information obtainable from profiling WINNERS ONLY is at great risk.



Hi Doc, Shane and the gang,

I'm a client for the past 5 years and because of Doc I became a winner in the last two years. I have been using Quad Rater then to Synergetic Match Up II. (I) like the looks of Synthesis with everything together. Sending you a check for Synthesis and please extend my Follow Up for another year.

Thanks Doc,
G.F., Pennsylvania

Dear Dr. Sartin,

...I am looking forward to using this new program. Have had many successful trips to the track using PL4. Thank you for everything.

R.M., Ohio

Dear Dr. Sartin and Shane,

Thanks to you and PL4 1997 was an excellent year.

The day after Christmas at the Danville OTB PL4 picked the winner in the top 2 - 4 of the six playable races - at Hawthorn. I hate to see the Chicago tracks close down for the winter.

Please send me Sartin Synthesis and The One on One Audio cassettes with workbooks.

Sincerely and God Bless,
R.B., Indiana

Dear Sirs,

Please send me Synthesis and the Video Workshop series. As a recent newcomer I consider myself quite fortunate to be joining at such exciting times. I hope to meet you all some day to express my thanks.

Sincerely,
J.K., Michigan

Dear Sirs/Madam:

I am writing ... to request the upgrade to Pace Launcher 5 (Synthesis).

...I am trying a new betting strategy this season and would like your input. Previously, I used to look for prime win betting opportunities and bet exotics sparingly. After examining my records for the season, I find that most of my biggest profits came from the exactas and, now using PL4, trifectas. The win bets are still hitting consistently but not generating as high return. However, the win bets do smooth out the variations in weekly bankroll and pay mostly for the exotics. Have many of your clients noticed this situation and played accordingly? Or, is this just my case because I have dropped my win bet size from \$100 - \$200 to only \$30 - \$50 and increased exotic play? Whichever situation applies, I plan to experiment with this method for the entire 1998 season to determine if it best fits my style of play and review the results on an ongoing basis.

Best of fortune in your endeavors. I look forward to bragging about future large exotic payoffs using PL5 (Synthesis).

Regards,
W.T., California

DOC COMMENTS: Exotics, including the Pick 3, can deplete a bankroll as fast as they can enlarge it. They should be considered only after your records show they are profitable to you! Apparently W.T. has established his Exacta, Trifecta proficiency. Follow his lead only if YOU'VE done the same!

RE: SYNTHESIS

On January 30, 1998 I worked three tracks: Santa Anita, Fairgrounds and Gulfstream. (I) then picked 10 races out of those races and bet them at the new Horseman's Park simulcast area in Omaha, NE. My wife and I had eight winners out of the ten races using Synthesis, betting two horses per race. This was the best day that we have ever had using a new program.

Thank you,

E.L., Iowa

DOC COMMENTS: Congratulations! What was you average mutuel?

Doc,

I will test and keep records regarding the win-place and other wagering solutions that work for me. Wow, this newer betting discipline using corollaries vs. the tote board really takes me back to Deepak Chopra's concept of "embracing the uncertainty". So many spiritual and philosophical lessons in the Method! Everything about you and PIRCO is more than I bargained for.

Thanks for everything

D.B., California

DOC COMMENTS: Classical handicapping, like non-winning, is left-brained. Winning with consistent profit is spiritual and philosophical if we properly apply the right brain.

RE: SYNTHESIS

To Shane

I've tried your new program. I like it very much. The read outs from Quantum Rater work very well! T.M., New Jersey

Dear Doc Sartin et al,

Enclosed is my (order for) the Sartin Methodology-TrackMaster program.

Just reading the information about this new venture has made me feel that I can finally be successful as a "handicapper". I consider myself very lucky to be a client and I know I can be a "winner". God bless you all.

Sincerely,

A.R., Michigan

Hi Shane:

...The SYN program is super at SPT. 90% top four in 25 plus races. It's great, one you can really be proud of. Thanks again.

R.B., Wisconsin

Dear Dr. Sartin and all,

I'm sending a progress report thanks to you, your Follow Up, your seminar and application of the material observed at the seminar. A special thanks to Shane and Vic Palermo's presentations.

Here are the results of application of Shane's more than one paceline, Vic's emphasis one and two ratings, and your famous presentation of Odds and Overlays.

I bet 2 horses to win in the 6th in the Sprint and Nat's Wedding - Nat won paying \$44.60. WOW, great!!! It couldn't have been possible without you!!!

The next outstanding odds horse that won was Lucky in the 6th - paid \$61.40.

I won 4 out of 5 races that day and only bet one race but placed on Nat's Wedding. I went thru much mental debate over Lucky, (my dogs name is Lucky) I decided not to bet. Too-good-to-be-true mentality, I guess.

Thank you for your help - you are Blessed.

L.G., Missouri

Dear Shane,

... I also want to upgrade to Synthesis. I promised myself that I wouldn't do this until I earned the money from PL4. This weekend I hit a \$1250.00 Pick 3 at Tampa, so I think it now is justified.

Thanks,

C.P., Connecticut

Dear Doc,

I'm enjoying Synthesis very much. The easy access to Entropy, SSR, Quad-Rater, and the new ratings are great. This is exactly what I was looking for.

M.S., Pennsylvania

Hi Doc Sartin,

I have had the pleasure of meeting you several times, beginning with the Albany seminar in '93.

Until now I've enjoyed success with Synergetic Match Up 2 and AODDS silver. However, I have become very interested by your work on the Pace Launcher series...particularly in the Bottom Line/Betting Line feature. So I would like to join the other clients who are using the program.

...The automatic procedure for the TrackMaster download is a tremendous advancement, in my opinion, so I am including payment for that program as well. This comes at a most opportune time, particularly since DRF doesn't have the 98 3 year times ready yet.

Best Regards to Shane and your staff,

P.C., New Jersey

Hi Doc and Shane,

Enclosed you will find my check... for Synthesis and the Trackmaster download program...

The choice was to send this money to my broker or to provide myself with a tool that would allow me to supplement my retirement income to at least the amount of my social security check. (A comment Doc made in a recent Follow Up) I think this is a very conservative goal.

Thank you,
J.M., Nevada

Dear Doc,

Sorry I'm late sending this back (trade-in program) but I got carried away with this new Synthesis program. I love the new #9 Q-rater part. Synthesis is AWESOME. Thank you a million times.

R.P., Nevada

Doc & Co.

Please send me the TrackMaster upgrade for my new Synthesis program. I am loving this program and the videos. At long last I'm really "getting it"! Rockin' in the cradle of Today's Sartin Methodology.

N.B. Washington

DOC COMMENTS: The three part One-On-One video and audio sets have done a lot to help clients to really "get it".

Dear Shane

Here is a copy of my contenders with the best of last 3 comparable distance.

I entered Rons Edmond & Blue Streak Dancer because they were within 1/2 point of the 5th horse.

The winner Keen Fraser paid \$110.60, \$44.80, \$13.80. He was #3 on BL/BL with all 7 contenders and #4 with the Hides (Comp #6, #7).

I bet \$2 WPS and boxed the top 4 in the Perfecta (\$3436.00) and Tri (all \$1868.00). Missed both of them, but still showed a good profit for the race. Should have boxed all 5 and then would have hit Perfecta & Tri...

1st Race at MNR Jan 19, 1998 used 4th back on Keen Fraser because of the mile race 2 back. Used 4th on Captain Ross because of 5f 2 back, 5f races do not work well at other distances at MNR.

Love Synthesis.
R.M., Ohio

Shane,

...The methodology is so wonderful when one follows the suggested guidelines. The last thing I said before I went to bed Sunday night was Sartin is a genius. The program picked a \$92 winner on top in BLR and BLA at Oaklawn Park. It is exciting to see that. Would have been more exciting to be in Hot Springs betting on it, but tomorrow is another day.

T.G., Louisiana

Dear Sartin Team,

...You are quite a special group. I appreciate your mission and integrity. Such seems to be difficult to find these days.

I look forward to using your Synthesis program; what a program you've developed. Seems like you are the magic formula man.

Along with the check for the Synthesis program is an amount to renew The Follow Up. I don't see how anyone would want to let their subscription lapse.

I might as well get your latest video and audio workshop series too.

Best Wishes,
N.C., California

Doc,

Just finished FU #66 - thought it was one of your BEST EVER!

Can't wait to try Sartin Synthesis and view your video collection.

'97 was a winning handicapping year (sorry Beyer!). I play Santa Anita, Gulfstream & Monmouth - without your work I would have NO interest in these places. Now I can't wait to go!

All the Best for '98,

N.L., New York

Hi Doc and Shane

Just a short message to let you know that the Pace Launcher works so good that it sometimes scares me! Will it last and can I continue to use it right? All I need to do is get the betting end. I'm there but sometimes I just don't do it right. Anyway I just wanted to send a note to say I love it all and best of everything to all the Sartin family.

R.M., California

DOC COMMENTS: Never doubt that it will last. Only you can make it work or fail.

RE: FOLLOW UP

Keep up the outstanding work. Each issue is like a monthly trip to the "doctor" to cure the handicapping ills we all develop.

F.E., New York

Doc,

As you know, I've tested many handicapping programs. However, I only use the ones from the Sartin Methodology and 'the Hat'. My tests of Synthesis show that it is a big leap forward from PL4.

You amaze me! Congratulations...and a MILLION THANKS for everything.
P.B., California

Staff and Family,

Please find enclosed my copy of Pace Launcher 4. I am late in returning it because I loved it. But now I am comfortable with Synthesis, and that's the only reason I'm giving it up.

Thank you for your work on Sartin Synthesis. It has provided me with much pleasure, gratification and a zest for the art of handicapping.

Again, thank you.
V.P., California

Dear Gloria:

Please upgrade my Pace Launcher 4 software to the latest version of Synthesis for TrackMaster....Please include the 3 set Sartin video series...

...Finally, thanks to you, the Good Doctor, and the entire Sartin Family, for finally making this Broken Down Horseplayer (BDH - a phrase coined by Dave Feldman of the Chicago sun Time), into a bonafide winner.

Best regards,
P.H., Florida

Dear Joyce & Shane,

It was a pleasure speaking with you both on the phone yesterday. Thank you for taking the time to answer all my questions and for being so helpful.

I apologize for waiting until the last minute before sending you my order for the TrackMaster upgrade. As I think about it, there's no decision to make - this one's truly a "no brainer"! The TrackMaster upgrade promises to be a tremendous help to all of us out here in the trenches.

G.M.R., Delaware

Hello Shane,

...As an aside, I played Santa Anita by downloading and executing Synthesis...this weekend. The results were encouraging as I earned enough money to pay for an outright copy of Synthesis (with no trade-in). Thanks for another fabulous program!

P.H., Florida

Doc, Shane and staff -

In the process of my move, I stumbled (literally) over all the old Follow-Ups. I have every one of them (although I must have misplaced #41, I know I had it). It's amazing what you were teaching us back then is still relevant today. Hell, I'm still winning with the original Entropy program from the Saratoga Seminar in the early 90's. I love that program. It's just like you've said: As long as you model YOUR handicapping you can win with any of your programs.

I laugh at those people who say 'I can get the race down to 3 but I chose the wrong two'. I've been able to get it to 3 horses since using Entropy. I didn't let it stop me from wagering. I learned how to bet Pick 3's using 3 horses in each race and I haven't looked back since.

Sincerely,

F.C., New York

DOC COMMENTS: Quad, Entropy, Pace Launcher, Synthesis - yes. Phase I - III for short prices. We're sending you a complimentary issue #41.

FROM THE E-MAIL:

Hi Shane/Doc,

Just to keep you updated...Now over \$900 ahead with four visits since obtaining Synthesis...on bets \$20 or less using win bets, exactas and w-p-s>5-1. Even if you throw out PHA \$500 exacta win, ROI over 50%. Must say four things: 1) forgiving it is...can win despite myself...moving towards better control of betting \$, money management; 2) it's awesome for long shots; and 3) still need to improve win selections (50% wins, 20% ROI). Getting better with record use and also Doc's comments on Fractals "N" on LV tapes which I just listened to; 4) need to continue to build confidence and not back off or down bets with long shots (i.e.), hit \$32.20 horse at PIM with \$2-4-8 WPS, but knew readouts said win! That would make it a \$20 bet for me. In that race, did hit \$117.80 exacta. Exactas still carrying the weight for me at this point.

Joe, Pennsylvania

DOC COMMENTS: On \$20 bets - see pg 62



HELPFUL HINTS FROM THE PENNSYLVANIA PUNDIT

Mel Shrawder

I'm enjoying Synthesis very much. The easy access to Entropy, SSR, Quad-Rater, and the new ratings are great. This is exactly what I was looking for.

I've been programming a new profiler/past performance history analyzer program in conjunction and with it's development questions that have perplexed me for years are finally becoming clear. Will share that info at a future date.

What I'm writing about is a tip you may want to share with your readers that came to me after I was frustrated from one of your email replies. I asked in the email how to handle entries in regards to the Bottom Line/Betting Line screen. You stated if the entry meets your minimum price to bet it. Of course your advice is correct as usual, but my mind needed something more specific in terms of a betting line as I am using the "advantage" technique I sent you earlier to help identify overlaid bets. (I plan on using the corollary approach more, but unfortunately often choose the wrong corollaries. Your recent Follow Up on modeling corollaries clarifies this process for me which I plan to incorporate much more.)

Anyway, here goes. I created a chart which simply represents the fair odds in terms of a percentage for a given betting line. (i.e 2/1 odd = $1.00/(2+1)$ or 33.33%. If \$6.00 horses win 33.33% of the time you break even.) The chart and process is on the next page.

Thanks for developing a program which allows such great flexibility. Looking forward to a profitable 1998.

Odds to Win% Chart - Track Reference

Odds	Win%	Odds	Win%	Odds	Win%	Odds	Win%	Odds	Win%
1/1	50	9/5	36	4/1	20	8/1	11	20/1	5
6/5	45	2/1	33	9/2	18	9/1	10	30/1	3
7/5	42	5/2	29	5/1	17	10/1	9	40/1	2
3/2	40	3/1	25	6/1	14	12/1	8	50/1	2
8/5	38	7/2	22	7/1	12	15/1	6	99/1	1

Example #1 - Re-computing an adjusted betting line for an entry. In the example below Horse 4 and 5 are entries.

***THESE Percentages apply to ACTUAL ODDS, not PROJECTED ODDS.
COMPARE PROJECTED ODDS WITH ACTUAL ODDS to see just how BIG
An OVERLAY you have.**

	PL4/5 BLB	Win %	Adj. for entry	New Win %	New BLB
Horse 1	EVEN	50	Horse 1	50	EVEN
Horse 2	2/1	33	Horse 2	33	2/1
Horse 3	5/2	29	Horse 3	29	5/2
Horse 4	4/1	20	Horse 4+5	37	9/5
Horse 5	5/1	17			

In the above example, Synthesis shows the program's betting line in the second column. However, Horse's 4 and 5 are running as an entry today. To adjust for this it's simple. Simply mark the Win % from the earlier odds to win% chart beside the current BL/BL odds. In the above case Horse 1 is EVEN which translates to 50%, Horse 2 is 2/1 which is 33%, Horse 3 is 5/2 or 29%, etc.

Now since Horse 4 and 5 are running as an entry we simply combine their winning percent or 37% (20+17). We simply then reference the chart for 37% and find it is between 8/5 and 9/5. I'm cautious and round up to 9/5. That's it! I've now adjusted my betting line for the entry, and can look for overlays. One caveat is if an entry goes over 50%, I always make the horse EVEN no matter how high the number. Also remember this is only one readout on a program loaded with corollary support, and certainly do not bet below your minimum requirement.

Example #2 - Re-computing the betting line after a late scratch at the track and without benefit of a computer.

	PL4/5 BLB	Win %	Adj for entry	New Win%	New BLB
Horse 1	EVEN	50	Horse 1	57.75	EVEN
Horse 2	2/1	33	Horse 2	38.12	7/5
Horse 3	5/2	29	Horse 3	33.50	2/1
Horse 4	4/1	20	Horse 4	scratched	scratched
Horse 5	5/1	17	Horse 5	19.64	4/1

Pre-Scratch TOTALS 149
 Post-Scratch TOTALS 129
 Multiplier 1.155

In this example Horse #4 was scratched at the track. I didn't take my computer along (only my readouts) and now wanted a more accurate oddsline to reflect this change. Here's how I did it. As in the entry example, I referenced the chart with the odds/win%. In the win% column those percentages are listed (i.e. 4/1=20%).

Step #1-TOTALS. Now we TOTAL those win% prior to the scratch. In this case $50+33+29+20+17=149$. Since Horse #4 is scratched we also TOTAL those values after the scratch. In this case $50+33+29+17=129$.

Step #2-MULTIPLIER. Now we divide the TOTALS after scratches (129) into the TOTALS prior to scratches. In this case $149/129=1.155$. The multiplier is 1.155.

Step #3-NEW WIN PCT. Now we multiply the "prior to scratch win%" by the "multiplier" arrived at by Step 2 and enter the new figure in the New Win% column. (i.e Horse 1 is $50\% \times 1.155 = 57.75$). Do this for each BLBL horse except the scratched horse.

Step #4-New BLBL. As in the entry example, simply cross-reference the odds/win% chart to arrive at new estimated odds. (See New BLBL column above).

Good luck SKILL

...and also from Mel

Enclosed is an article I wrote just for the fun of it after a sobering experience at the races. After Peter Tolan's article The Oval Truth I felt compelled to share an experience and lesson which I should already know by now. After retrospection I'm happy this occurred as it is engraved in my brain to NEVER let this happen again!

Enjoyed the last Follow Up as usual. Still need to define for myself more clearly when a place bet is worth making (as you can see by my article), but the performance analyzer program I've written is helping me very much with some of these issues.

Hope you get a laugh from the article.

Best to you,



Mel Shrawder

1

1 Mile 70 Yards. CLAIMING. Purse \$3,700 (plus 50% PA bred bonus). Fillies and mares, 4-year-olds and upward which have not won two races since July 24. Weight, 121 lbs. Non-winners of a race at one mile or over since December 24, allowed 3 lbs. Such a race since October 24, 5 lbs. Claiming price \$2,500.

Scratched: Royal Linea

pp1	Miss Rebecca N (E/P 7) Ch. m. 8		Stro: Alwuhush (Nureyev) Dam: Solemn Vowes (Nasty And Bold) Breeder: Frank Stronach (CAN) Owner: Martinez Rolando Trainer: Martinez Rolando (8 0-1-4 0%)																																																																																																																																																																																																																																																																																																																																																																																																																																																																																																																																																																																																																																																																																																																																																																																																																																																																																																																																																																																																																																																																																																																																																																																																																																																																																																																																																																																																																																																																																																																					
-----	------------------------------------	--	--	--	--	--	--	--	--	--	--	--	--	--	--	--	--	--	--	--	--	--	--	--	--	--	--	--	--	--	--	--	--	--	--	--	--	--	--	--	--	--	--	--	--	--	--	--	--	--	--	--	--	--	--	--	--	--	--	--	--	--	--	--	--	--	--	--	--	--	--	--	--	--	--	--	--	--	--	--	--	--	--	--	--	--	--	--	--	--	--	--	--	--	--	--	--	--	--	--	--	--	--	--	--	--	--	--	--	--	--	--	--	--	--	--	--	--	--	--	--	--	--	--	--	--	--	--	--	--	--	--	--	--	--	--	--	--	--	--	--	--	--	--	--	--	--	--	--	--	--	--	--	--	--	--	--	--	--	--	--	--	--	--	--	--	--	--	--	--	--	--	--	--	--	--	--	--	--	--	--	--	--	--	--	--	--	--	--	--	--	--	--	--	--	--	--	--	--	--	--	--	--	--	--	--	--	--	--	--	--	--	--	--	--	--	--	--	--	--	--	--	--	--	--	--	--	--	--	--	--	--	--	--	--	--	--	--	--	--	--	--	--	--	--	--	--	--	--	--	--	--	--	--	--	--	--	--	--	--	--	--	--	--	--	--	--	--	--	--	--	--	--	--	--	--	--	--	--	--	--	--	--	--	--	--	--	--	--	--	--	--	--	--	--	--	--	--	--	--	--	--	--	--	--	--	--	--	--	--	--	--	--	--	--	--	--	--	--	--	--	--	--	--	--	--	--	--	--	--	--	--	--	--	--	--	--	--	--	--	--	--	--	--	--	--	--	--	--	--	--	--	--	--	--	--	--	--	--	--	--	--	--	--	--	--	--	--	--	--	--	--	--	--	--	--	--	--	--	--	--	--	--	--	--	--	--	--	--	--	--	--	--	--	--	--	--	--	--	--	--	--	--	--	--	--	--	--	--	--	--	--	--	--	--	--	--	--	--	--	--	--	--	--	--	--	--	--	--	--	--	--	--	--	--	--	--	--	--	--	--	--	--	--	--	--	--	--	--	--	--	--	--	--	--	--	--	--	--	--	--	--	--	--	--	--	--	--	--	--	--	--	--	--	--	--	--	--	--	--	--	--	--	--	--	--	--	--	--	--	--	--	--	--	--	--	--	--	--	--	--	--	--	--	--	--	--	--	--	--	--	--	--	--	--	--	--	--	--	--	--	--	--	--	--	--	--	--	--	--	--	--	--	--	--	--	--	--	--	--	--	--	--	--	--	--	--	--	--	--	--	--	--	--	--	--	--	--	--	--	--	--	--	--	--	--	--	--	--	--	--	--	--	--	--	--	--	--	--	--	--	--	--	--	--	--	--	--	--	--	--	--	--	--	--	--	--	--	--	--	--	--	--	--	--	--	--	--	--	--	--	--	--	--	--	--	--	--	--	--	--	--	--	--	--	--	--	--	--	--	--	--	--	--	--	--	--	--	--	--	--	--	--	--	--	--	--	--	--	--	--	--	--	--	--	--	--	--	--	--	--	--	--	--	--	--	--	--	--	--	--	--	--	--	--	--	--	--	--	--	--	--	--	--	--	--	--	--	--	--	--	--	--	--	--	--	--	--	--	--	--	--	--	--	--	--	--	--	--	--	--	--	--	--	--	--	--	--	--	--	--	--	--	--	--	--	--	--	--	--	--	--	--	--	--	--	--	--	--	--	--	--	--	--	--	--	--	--	--	--	--	--	--	--	--	--	--	--	--	--	--	--	--	--	--	--	--	--	--	--	--	--	--	--	--	--	--	--	--	--	--	--	--	--	--	--	--	--	--	--	--	--	--	--	--	--	--	--	--	--	--	--	--	--	--	--	--	--	--	--	--	--	--	--	--	--	--	--	--	--	--	--	--	--	--	--	--	--	--	--	--	--	--	--	--	--	--	--	--	--	--	--	--	--	--	--	--	--	--	--	--	--	--	--	--	--	--	--	--	--	--	--	--	--	--	--	--	--	--	--	--	--	--	--	--	--	--	--	--	--	--	--	--	--	--	--	--	--	--	--	--	--	--	--	--	--	--	--	--	--	--	--	--	--	--	--	--	--	--	--	--	--	--	--	--	--	--	--	--	--	--	--	--	--	--	--	--	--	--	--	--	--	--	--	--	--	--	--	--	--	--	--	--	--	--	--	--	--	--	--	--	--	--	--	--	--	--	--	--	--	--	--	--	--	--	--	--	--	--	--	--	--	--	--	--	--	--	--	--	--	--	--	--	--	--	--	--	--	--	--	--	--	--	--	--	--	--	--	--	--	--	--	--	--	--	--	--	--	--	--	--	--	--	--	--	--	--	--	--	--	--	--	--	--	--	--	--	--	--	--	--	--	--	--	--	--	--	--	--	--	--	--	--	--	--	--	--	--	--	--	--	--	--	--	--	--	--	--	--	--	--	--	--	--	--	--	--	--	--	--	--	--	--	--	--	--	--	--	--	--	--	--	--	--	--	--	--	--	--	--	--	--	--	--	--	--	--	--	--	--	--	--	--	--	--	--	--	--	--	--	--	--	--	--	--	--	--	--	--	--	--	--	--	--	--	--	--	--	--	--	--	--	--	--	--	--	--	--	--	--	--	--	--	--	--	--	--	--	--	--	--	--	--	--	--	--	--	--	--	--	--	--	--	--	--	--	--	--	--	--	--	--	--	--	--	--	--	--	--	--	--	--	--	--	--	--	--	--	--	--	--	--	--	--	--	--	--	--	--	--	--	--	--	--	--	--	--	--	--	--	--	--	--	--	--	--	--	--	--	--	--	--	--	--	--	--	--	--	--	--	--	--	--	--	--	--	--	--	--	--	--	--	--	--	--	--	--	--	--	--	--	--	--	--	--	--	--	--	--	--	--	--	--	--	--	--	--	--	--	--	--	--	--	--	--	--	--	--	--	--	--	--	--	--	--	--	--	--	--	--	--	--	--	--	--	--	--	--	--	--	--	--	--	--	--	--	--	--	--	--	--	--	--	--	--	--	--	--	--	--	--	--	--	--	--	--	--	--	--	--	--	--	--	--	--	--	--	--	--	--	--	--	--	--	--	--	--	--	--	--	--	--	--	--	--	--	--	--	--	--	--	--	--	--	--	--	--	--	--	--	--	--	--	--	--	--	--	--	--	--	--	--	--	--	--	--	--	--	--	--	--	--	--	--	--	--	--	--	--	--	--	--	--	--	--	--	--	--	--	--	--	--	--	--	--	--	--	--	--	--	--	--	--	--	--	--	--	--	--	--	--	--	--	--	--	--	--	--	--	--	--	--	--	--	--	--	--	--	--	--	--	--	--	--	--	--	--	--	--	--	--	--	--	--

pp4

Mom's A Peach (E/P 6)

Re. m. 6

\$2,500

SALVAGGIO M V (28 6-6-5 21%)

1997: (92/638 14%)

Stk: Northern Jove (Northern Dancer)

Dem: Busy Gal (Far North)

Breeder: Highview Farms (CAN)

Owner: Zimmerman John C

Traier: Zimmerman John C (10 3-4-0 30%)

1997: (477/284 17%)

L 121

Turf 0 0 0 0 0

ON 5 0 0 0 1

Dist 3 1 1 0 0

[Career: 48 6-11-6 \$33,708]

\$0 1998 1 0-0-0 \$2,220

\$1,139 1997 18 0-3-2 \$5,453

\$3,320 Pen 31 5-8-4 \$23,446

DATE TRK DIST FRACTIONS RACETYPE

E1 E2 SPD PP ST IC 2C St FIN JOCKEY ODDS Top Finishers Comment

10Jan98 2Pen 170 gd :23 :48:1:15:4:148:1 4 OC2500n2y 75 68 71 1 2 2 1/2 1 1/2 14 19 1/2 Salvagio 118 Lb 2.50 57-40 Mom's A Peach 1 1/2-10 Saved ground 8

17Dec97 3Pen 170 R :23 :48:1:16:2:151:1 3 OC2500n2y 76 75 71 2 2 1 1/2 1 1/2 2 1/2 Salvagio 118 Lb 3.20 41-38 Question 1 1/2 Mom's A Peach 1 1/2-5 All out in the end 7

Switched from FITCHIE KELLY

6Dec97 1Pen 5 1/2 R :23 :48:1:01:2:108:2 3 OC2500nly 82 77 51 7 2 3 3 3 5 5 1/2 Appleby 121 Lb 3.90 65-23 Negligee 2 Erncbry 2 WhA Frack 2 Gave way 7

Switched from THOMPSON HARRY F JR

23Nov97 1Pen 5 1/2 gd :22 1/2 :47:59:1:06:2 3 OC2500nly 80 79 64 4 8 7 1/2 5 1/2 4 1/2 Appleby 118 Lb 2.30 76-19 Rich Kelle 1 1/2 Pch Adny 2 Musical Fruit 1 1/2 Outrun 8

18Oct97 3Pen 8 1/2 R :22 1/2 :46:1:00:1:141:1 3 OC3500nly 92 89 62 1 1 1 1/2 2 1/2 2 1/2 5 1/2 Appleby 118 Lb 3.20 70-19 Ecole's Nicole 1 1/2 Kell Jean 2 Gdy Gold 1 1/2 Gave way 6

5Oct97 10Pen 8 1/2 R :22 1/2 :47:2:10:0:1:143:1 3 OC2500nly 93 83 54 5 6 1 1/2 2 1/2 2 1/2 3 1/2 Vines JC 118 Lb 2.30 64-22 Mihwa 2 Brashy Lisa 2 Mom's A Peach 1 1/2 Weakened 8

Claimed from Colbourne G C & Dalzell M & T Colbourne Gordon C Trainer

24Sep97 6Pen 8 1/2 R :22 1/2 :47:1:00:2:113:1 3 OC2500nly 91 90 72 1 9 2 4 1 1/2 1 1/2 2 1/2 Vines JC 118 Lb 10.20 71-24 Dphns Wms 2 Mom's A Peach 1 1/2-4 1/2 Saved ground 12

12Sep97 9Pen 8 1/2 R :22 1/2 :47:1:00:2:114:1 3 OC2500nly 89 85 49 4 3 3 1/2 2 1/2 4 1/2 6 1/2 Vines JC 118 Lb 3.20 59-23 Another D'or 2 Brashy Lisa 2 Angonish 2 Tired 8

30Aug97 6Pen 8 1/2 R :22 1/2 :47:59:1:13:2 3 OC2500nly 93 89 64 4 4 2 1/2 1 1/2 3 1/2 5 1/2 Vines JC 118 Lb 3.00 70-20 Frigid Hrs 2 Jm On Clds 2 Brashy Lisa 2 Weakened 9

15Aug97 5Pen 8 1/2 R :21 1/2 :44:57:1:11:1 3 OC3500nly 88 86 54 6 3 2 2 5 1/2 6 1/2 Vines JC 118 Lb 5.00 75-11 Gracie's Riddle 2 Enagee 2 Apris Story 2 Stopped 6

WORKS: 19Nov97Pen 5 1/2 R:1:03:2 B 1/4 30Oct97Pen 4 1/2 R:51:1 B 5/8 11Apr97WOW 1 1/2 R:1:04:4 B 2/25 23Mar97WOW 4 1/2 R:49:1 Hg 2/4 17Mar97WOW 1 1/2 R:36:4 B 2/4 13Mar97WOW 1 1/2 R:36:1 H 13/4 23Oct96WOW 3 1/2 R:36:5 H 5/12 11May96Pen 4 1/2 R:51:4 B(d) 19/23 15Jan96GS 3 1/2 R:38:2 B 15/20 6Jan96GS 4 1/2 R:49:4 B 4/59 17Mar95Mad 3 1/2 R:35:4 B 1/23 21Sep95BWh 1 1/2 R:49:4 B 1/17

pp5	Nursing Holme (S 4)			Stk:	Bolling Holme (Noholme 2Nd)			Career: 13 1-1-2 \$5,337									
	Dkbbr. m. 5			Dem:	Peachy Nurse (Sawbones)			\$0 1998 1 0-0-0 \$81									
	\$2,500			Breeder:	Angela B. Coombs (MD)			\$1,656 1997 6 1-0-2 \$2,843									
	WENECK E M (78 8-9-17 10%)			Owner:	Nuckols Gerald A			\$198 Pen 2 0-0-0 \$198									
	1997: (22/182 12%)			Traier:	Nuckols Gerald A (0 0-0-0 0%)			L 1097									
				1997: (2/20 10%)													
DATE	TRK	DIST	FRACTIONS	RACETYPE	E1	E2	SPD	PP	ST	IC	2C	St	FIN	JOCKEY	ODDS	Top Finishers	Comment
9Jan98	6CT	6 1/2	my :24 1/2 :49:2:17:4:125:2 4	OC2500n2L	77	73	53	1	7	5 1/2	4 1/2	4 1/2	5 1/2	Arroyave 118	Lb 7.40	58-32 Be And B 8 Bb Mcgish 2 WhA P 1 1/2	No mishap 9
29Dec97	7CT	6 1/2	R :24 1/2 :49:1:16:2:123:2 3	OCMdc3500	75	66	61	7	9	6 1/2	5 1/2	2 1/2	12 1/2	Arroyave 118	Lb 5.50	69-21 Nursing Holme 2 Docs Pym 2	In light 1/8; drvg 10
14Dec97	7CT	7 1/2	R :24 1/2 :49:1:17:3:132:2 3	OCMdc3500	78	69	52	8	7	6 1/2	5 1/2	2 1/2	3 1/2	Arroyave 118	Lb 2.70	52-30 Bobie Mcgish 1 1/2 Secret Munch 3-2 1/2	Lacked bid 9
6Dec97	4CT	6 1/2	R :24 1/2 :48:3:1:16:2:123:2 3	OCMdc10000	78	75	48	6	4	4 1/2	4 1/2	5 1/2	5 1/2	Ceballos 115	Lb 7.20	57-19 Mick's Chance 4 My Ardea 2 Glided Era 2	Tired 7
28Nov97	2CT	6 1/2	R :24 1/2 :48:2:1:16:2:123:2 3	OCMdc5000	76	70	51	6	6	6 1/2	4 1/2	4 1/2	3 1/2	Ceballos 118	Lb 2.30	63-22 Life Jmi 2 Docs Pys 1 1/2 Nursing Holme 2	Bumped start 8
Switched from SWEENEY RONALD M																	
12Mar97	9Ld	8 1/2	R :23 1/2 :47:4:1:00:3:113:1 4	OCMdc8500	82	74	52	1	3	3 1/2	3 1/2	5 1/2	5 1/2	Delgado 118	Lb 3.20	66-18 Laughing Alhemy 4 Jdy K 4 Prcs Trm 2	Gave way 8
12Feb97	5Ld	5 1/2	R :22 1/2 :47:2:59:1:06:2 4	OCMdc8500	83	75	63	5	12	9 1/2	6 1/2	6 1/2	4 1/2	Delgado 118	Lb 17.70	74-20 Sweetie H 4 Jn B Smgr 4 Htr Shlr 2	No menace 12
Switched from KERN BERKLEY JR																	
18May96	10Ld	1m	R :24 1/2 :48:1:1:15:2:143:2	OCMdc12500	70	55	44	10	8	7 1/2	7 1/2	6 1/2	7 1/2	Prado AJ 118	Lb 7.50	43-26 Clarify 4 Armed And Redy 2 Sue N Blhd	Outrun 10
8May96	8Pen	5 1/2	R :22 1/2 :48:1:01:1:07:4	OCMdc10000	64	57	43	8	11	10 1/2	10 1/2	9 1/2	7 1/2	Tones CA 120	L 5.20	67-16 Tamerlane 2 Devilish Myr 2 Conim 2	No menace 11
24Feb96	4Pen	170	R :22 1/2 :47:3:1:15:2:148:2	OCMdc10000	79	58	52	7	4	3 1/2	4 1/2	4 1/2	5 1/2	Tones CA 120	L 1.80	46-30 Hwin Flg 1 1/2 Chr Jstr 2 Shm Bld 1 1/2	Never a threat 8
WORKS: 29Jan97BOW 5 1/2 R:1:04:3 B 4/13 22Jan97BOW 5 1/2 R:1:04:1 B 9/17 8Jan97BOW 3 1/2 R:38:1 Bg 5/12 7Dec96BOW 3 1/2 R:36:3 H 1/16 15May96BOW 4 1/2 R:50:2 Bg 7/7 30Apr96BOW 5 1/2 R:1:04:1 B 2/20 24Apr96BOW 4 1/2 R:51:2 B 1/1 27Mar96BOW 4 1/2 R:52:3 B 5/6 6Jan96BOW 4 1/2 R:49:4 Bg 3/16 24Dec95BOW 4 1/2 R:50:9 B 9/14 13Dec95BOW 4 1/2 R:49:4 B 6/10 8Dec95BOW 5 1/2 R:1:05:8 B 9/15																	

pp6	Semi Affirm (S 3) Ch. m. 6			\$2,500	Sire: Semi Northern (Northern Dancer) Dam: Jiny Pustlins (Affirmed) Breeder: Rinshi Nicholas (FL) Owner: Belfucci Patrick Trainer: Belfucci Bruno (27 2-5-5 7%)	L 118	Career: 44 5-3-5 \$25,567 On 2 0-0-0 \$153 1998 2 0-0-0 \$0 Turf 8 0-0-2 \$1,554 1997 15 1-0-3 \$5,309 Diet 29 5-2-4 \$23,260 Pen 6 1-0-1 \$2,783										
POTTS C L (61 18-6-7 30%) 1997: (281/1452 19%)					1997: (109/870 16%)												
DATE	TRK	DIST	FRACTIONS	RACETYPE	E1	E2	SPD	PP	ST	IC	2C	St	FIN	JOCKEY	ODDS	Top Finishers	Comment
10Jan98	2Pen	170	gd :23 :48:1:15:4:148:1 4	OC2500n2y	59	24			4	3	7 1/2	8 1/2	8 1/2	Flores JL 121	Lb 5.20	40 Mom's A Peach 1 1/2 Tis A Hoch 1 1/2-10	Out distanced 8
3Jan98	9Pen	170	gd :24 1/2 :48:1:15:1:148:1 4	OC3500n2y	72	56	53	1	2	4 1/2	6 1/2	7 1/2	7 1/2	Flores JL 118	Lb 2.50	41-38 Bourbon Pride 2 Golden Ghost 1 1/2 Dch 1 1/2	Faltered 7
12Dec97	3Pen	170	gd :23 1/2 :48:2:1:14:1:146:1 3	OC2500nly	78	78	79	2	1	1 1/2	1 1/2	1 1/2	1 1/2	Potts CL 118	Lb 7.80	68-33 Semi Affirm 1 1/2 Imptoril 2 Coupon Kid 1	Driving 6
29Nov97	5Pen	170	R :23 1/2 :48:3:1:15:2:148:2 3	OC2500nly	66	60	55	4	4	4 1/2	4 1/2	4 1/2	4 1/2	Belmonte 118	Lb 3.30	46-33 Zmag Wms 2 Brashy Lisa 2	Lacked stretch rally 6
5Nov97	4Pen	170	R :23 1/2 :48:2:1:15:1:148:2 3	OC2500nly	69	60	60	2	4	5 1/2	5 1/2	3 1/2	3 1/2	Potts CL 118	Lb 18.00	49-39 Plaur Punch 2 Imptoril 2	Lacked stretch rally 8
25Oct97	3Pen	170	sy :23 1/2 :47:4:1:14:1:148:1 3	OC2500nly	69	44	22	4	3	4 1/2	6 1/2	6 1/2	6 1/2	Flores JL 118	Lb 5.40	17-29 Silver Slews 2 Sw Lhr 2 Brashy Lisa 1 1/2	Stopped 6
Switched from CAPT LOUIS M																	
5Oct97	9FE	1 1/2	gd :24 1/2 :49:1:14:4:149:2 3	OC4000nly	53	50	56	4	7	7 1/2	7 1/2	4 1/2	4 1/2	Harding T 117	Lb 9.20	63-19 Adnfinium 2 Whslng Song 1 1/2	Rail bid top str 7
20Sep97	1FE	1 1/2	sy :24 1/2 :47:4:1:14:1:149:2 3	OC4000nly	68	60	57	5	6	6 1/2	5 1/2	3 1/2	3 1/2	Harding T 117	Lb 15.40	59-25 Deadwood Dwyb Adnfinium 2 Sm Affm 1 1/2	Rail trip 7
7Sep97	2FE	1 1/2	my :24 1/2 :48:3:1:14:1:148:2 3	OC4000n2y	62	50	56	4	5	6 1/2	6 1/2	7 1/2	7 1/2	Robinson 118	Lb 16.00	62-26 Easter Jig 1 1/2 Petke Mervil 1 1/2 Powr To Singh 1 1/2	Tired 7
30Aug97	6FE	1 1/2	R :24 1/2 :48:2:1:13:4:146:2 3	OC4000nly	62	60	60	6	6	6 1/2	5 1/2	5 1/2	5 1/2	Harding T 117	Lb 9.60	67-21 Ltr Pric 2 Cch Ths F 2 Shmkhd	Mild run 4-wide 7
WORKS: 19JanPen 3 1/2 my:38:1 B 2/5 22Jun97FE 4 1/2 R:49:1 H 4/11 30May97FE 3 1/2 R:39:8 B 10/11 3May97FE 2 1/2 R:25:4 B(d) 6/7 6Oct96FE 4 1/2 R:52:8 H 8/8 30Apr96FE 2 1/2 sy:25:2 H 5/10 23Apr96FE 4 1/2 sy:52:2 H 4/4 7Aug95FE 4 1/2 R:51:1 H 7/8 31Jy95FE 4 1/2 R:49:3 Hg 3/8 26Jy95FE 4 1/2 R:49:4 H 2/6 26Apr95WOW 1 1/2 R:52:1 Hg 9/9 8Apr95WOW 1 1/2 R:24:2 Hg 3/14																	

SURE THINGS

Saturday, January 24, 1998. The weather man said there was 0% chance of precipitation. The storm was a "sure thing" to stay east of us. With that news I downloaded Penn National's card and began to work up the races with Synthesis. I called the track for dinner reservations and looked forward to an enjoyable evening at the races. When my wife and I arrived at the track the snow was already beginning to fall and it was getting real windy. I cursed the weather man under my breath, "no precipitation- sure thing - yeah, right". When we got to our seats right by the finish line, I looked out the window, and was positive by the last race I was going to need a dog sled to get out of here. The snow was coming down hard and the wind was blowing it almost parallel to the ground. We enjoyed our crabcakes and chicken rose, and I settled in to review the first race despite my wife's advice to get home before we were killed. Below is the first race.

The announcers all liked Mom's A Peach. She's pretty much "a sure thing" the announcer said, and as I looked over her lines and ratings I thought so too. She had beaten 4 of the 5 horses running today in the last race by over 6 lengths, and the only other horse in the race had failed at Charlestown (CT horses win infrequently here) and was coming from a so-so performance in non-winner of 2 lifetime races. Today's conditions were tougher for non-winners of 2 in the last six months. Quite a leap against veterans such as Mom's a Peach with 6 lifetime wins and Zooming Waters with 20.

EDIT EQUALIZED LINES

PEN 1-24-98 1 8.3 D

#	NAME	L	DIST	S	1stC	2ndC	3rdC	FinC	BL1	BL2	BLS	BLF	SR	TV	ADJ	N	T
1	MISS	3	8.3	D	22.4	47.4	115.2	148.1	0.00	2.00	7.25	14.50	42	36	9.0	1	
2	ZOOMI	3	8.3	D	23.4	48.3	115.2	148.2	2.00	0.10	0.00	0.00	56	33	7.5	3	
3	MOM'S	1	8.3	D	23.0	48.1	115.4	148.1	4.50	0.00	0.00	0.00	57	40	11.0	2	
4	NURSI	1	8.3	D	24.3	51.0	119.0	150.2	5.00	4.00	1.25	3.50	42	32	7.0		8
5	SEMI	3	8.3	D	23.2	48.2	114.1	146.0	0.00	0.00	0.00	0.00	68	33	7.5	1	

The Charlestown horse is Nursing Holme and was stretching from a 6.5 (which is a two turn race at CT) to a mile 70 at Penn National. No manual adjustments were made. The "8" in the TANDEM column is my abbreviation to remind me the horse is a shipper. I did not use the last race for all horses because it would have made Mom's a Peach a cinch pick. I wanted to see if best of last 3 really still picked this horse. I would later hide Semi Affirm as it's last two races since that 16 length win three back at lower class had resulted in finishing 16 lengths back two ago, and the horse was Eased last race. She might win, but the horse has never been able to get the lead against this competition, and will most likely falter today. She did. I made the right decision and hid her.

SYNTHESIS Composite -- ATM

PEN 1-24-98 1 8.3 D

#	NAME	L	N	T	SR	EPR	LPR	CPR	TT	HE	FW	FX	LS	RANK	FX	E	TS	TPP	R
1	MISS	3	1		42	3	4	3	3	4	4	3	24	4	3	4	3	64.61	-4
2	ZOOMI	3	3		56	2	3	2	2	3	2	2	16	2	2	3	2	65.50	-2
3	MOM'S	1	2		57	1	2	1	1	1	1	1	8	1	1	2	1	65.91	-1
4	NURSI	1	8		42	4	1	4	4	2	3	4	22	3	4	1	4	64.64	-3

VITAL FACTORS--ATM

PEN 1-24-98 1 8.3 D

#	NAME	L	TOTAL	R	SC	R	SCBL	3F	R	Ent	R	TOT/S	R	SPN	R	BAL
1	MISS	3	150.1	-3	53.0	-3(114.4)	2.0	45.7	-4(33.2)	88.0	-4	87.83	-3	89.67	-4	7
2	ZOOMI	3	152.2	-2	53.1	-2(114.3)	0.1	47.2	-3(32.2)	91.3	-3	88.96	-2	93.67	-2	5
3	MOM'S	1	153.1	-1	53.2	-1(114.2)		48.5	-2(31.3)	93.4	-2	89.39	-1	95.42	-1	2
4	NURSI	1	149.2	-4	50.1	-4(119.1)	4.0	49.7	-1(30.4)	94.9	-1	87.65	-4	90.52	-3	6

CHAOS POWER RANKINGS AND FRACTALS -- ATM

PEN 1-24-98 1 8.3 D

RANKS											COMP		FRACTALS				
#	NAME	L	N	T	SR	LS/P	SPN	FX	E	T/S	TPP	LS	RANK	E	L	N	BAL
1	MISS	3	1		42	4	4	3	4	3	4	24	4	3	4	4	7
2	ZOOMI	3	3		56	1	2	2	3	2	2	16	2	2	2	3	5
3	MOM'S	1	2		57	2	1	1	2	1	1	8	1	1	1	1	2
4	NURSI	1		8	42	3	3	4	1	4	3	22	3	4	3	2	6

BOTTOM LINE -- BETTING LINE

PEN 1-24-98 1 8.3 D

WIN ODDS ONLY			
ATM			
	BOTTOM	BETTING	
	LINE	LINE	
	LS	ODDS	BAL
1 MOM'S	20.8	9-5	2
2 ZOOMI	19.0	2-1	5
3 NURSI	15.9	7-2	6
4 MISS	15.0	7-2	7

The favorite Mom's A Peach looks invincible. The only horses besides Mom's A Peach that have any ones in categories are Zooming Waters (#1 LS/P) and Nursing Holme (#1 Entropy, #1 Third Fraction, and #1 LPR). Since the track bias at this stage was questionable, the only question I wondered was - what will the price be? I had already made my mind up to only play overlaid horses who were double digit bottom line horses....But? Yes, it entered my mind. How could I not play Mom's a Peach, she was as sure a thing as there was. Look at those lines. In top form, she beat all the other horses comfortably, a 20% Jockey, a 30% Trainer, Top BRIS. I knew this horse would never come close to 9/5, and this would force me to either pass or play another horse. At 8 minutes to post the horse was 1/5, a nice \$2.40 to win. No thank you. Now I started to panic. This horse is a sure thing! How am I going to bet? Exactas? Nothing there, prices were pathetic. Finally, at 4 minutes I noticed that Zooming Waters had much more place money than Mom's A Peach. Yes! Here was the bet - Mom's A Peach to place, and if Zooming Waters gets knocked out, it'll be a decent place price. As I got my bet and settled in smugly to watch my victory, my wife said to me, "who was the overlay in this race?" I told her that I had played the favorite to place. She then asked, "I thought you told me that you were going to play only overlays." I explained that Mom's A Peach was a "sure thing" and that sometimes you have to adapt to the situation. She said, "Well, who would have been your pick if you had followed your plan coming out here today?" I humored her and put my figures beside the betting line figures.

Here they are:

BOTTOM LINE -- BETTING LINE

PEN 1-24-98 1 8.3 D

	WIN ODDS ONLY				
	ATM				
	BOTTOM LINE LS	BETTING LINE ODDS	BAL	Actual Odds	Advantage
1 MOM'S	20.8	9-5	2	0.80	0.44
2 ZOOMI	19.0	2-1	5	2.20	1.10
3 NURSI	15.9	7-2	6	9.00	2.57
4 MISS	15.0	7-2	7	14.2	4.06

Nursing Holme was the better overlay with the 1's as corollaries, but Miss Rebecca N was quite an overlay as well. Zooming Waters would have had to have a 1.5 advantage before I'd have looked at her.

It was near post time when I announced to her that Nursing Holme and Miss Rebecca N were the best overlay plays, but Miss Rebecca N had been trounced in her last to Mom's A Peach and Nursing Holme had no chance due to her poor class, distance questions, and track class. She wanted me to put \$2.00 on her. I was halfway to the mutuel window when they said they're off. I smiled knowing I had saved two bucks and headed back to gloat over my Mom's A Peach decision. At the 6F mark of this route Miss Rebecca N and Mom's A Peach were 7 lengths ahead of the rest of the field. My place bet looked solid. As they entered the stretch Mom's A Peach had wrestled the lead from Miss Rebeca N, but Nursing Holme had made up a tremendous amount of ground and looked like she would easily pass Mom's A Peach. She did and would go on to win by three lengths. As I felt this pit in my gut at leaving a 9/1 shot out of my bet, I started to get even sicker. Mom's A Peach was tiring badly and Miss Rebecca N, a chronic fader was making up ground on Mom's A Peach. You got it. Miss Rebecca N placed. A horse who had lost by over 25 lengths to Mom's A Peach in her last race. Mom's A Peach held on for show and paid a solid \$2.10 to show. The two overlays were 1st and 2nd. Exacta was \$171.20 in a 5 horse race.

Nursing Holme had won. Miss Rebecca N second. It was impossible. Mom's A Peach was a sure thing, even the announcer had said so. What happened? Who knows? Nursing Holme couldn't win. Everyone knows closers are disadvantaged on sloppy tracks. I heard people blame it on the weight. I blamed it on myself. Fortunately, I stuck to my overlay plan the next two races and won on two nice double digit horses (Never Fear \$13.40 and Gray Strike \$11.40). They then canceled the card as a couple of reindeer were starting to frolic on the track. The next day I decided to stay home, and watch another "sure thing" - the Packers annihilate the Broncos!

TIME 22 3/5 47 2/5 1:15 1:45 1:49 4/5 SNOWING. TRACK: SLOPPY.

5-NURSING HOLME	20.00	8.60	3.00	SUPER BOWL
1-MISS REBECCA N		11.80	3.40	Broncos 31
4-MOM'S A PEACH			2.10	Packers 24

EXACTA 5-1 PAID \$171.20

BELIEF vs NON-BELIEF

By Terry Powledge

You can believe it. The Sartin Methodology works. That is a fact! Since 1975 Dr. Sartin, and a multitude of others, have proven this **truth** over and over again. Dr. Sartin, and others, have not only offered this proof publicly, they have provided uncontrovertible evidence supporting this fact. Based upon these representations you can believe that the Sartin Methodology works. However, belief is a strange thing. How do you know that what you believe is indeed the truth?

There are two ways in which we come to believe the things we consider to be true. One way is through faith. Believing something on faith requires that one not question the tenants of that belief. Religious beliefs, belief and faith in ones family and friends, and other such matters qualify. *Mirriam-Webster's* dictionary defines faith as "a firm belief in something for which there is no proof.", however...

The other way that we come to believe that certain things are true is by testing them. A very wise man, William James, (1842-1910) an American philosopher and psychologist, said " *The truth is that which works and one determines what works by testing its propositions...* " Or in other words, I'm from Missouri show me – prove it!

Dr. Sartin has never asked anyone to accept the fact that the Methodology works based upon faith. Dr. Sartin has at all times invited anyone and everyone to **test** the proposition that, "The Sartin Methodology, when used according to standard Sartin Methodology guidelines, will produce [in the minimum] the winner of a horse race 65% of the time when betting two horses to win." Dr. Sartin has also stated that the Methodology will not work when clients combine their mainstream linear, or single dimension, handicapping concepts with the Sartin Methodology. You know like all your really good horsey stuff.


Yes there are some exceptional individuals who have been successful in combining their **unique, but non-linear**, handicapping skills with the Methodology guidelines. Jim "The Hat" Bradshaw is one of them. Jim's superior AODDS Gold download program is evidence of this. However, thinkers like Jim are few and far between. I'm not of his class and probably neither are you.

Apparently one of the problems is that certain Sartin clients do not **really** believe that the Methodology works. They neither have the faith of that belief, they are not expected to, or more importantly, they have failed to properly test the Methodology to determine whether or not it works as represented. It is OK to test the Methodology. It is tested every time it is properly used. However, the Methodology cannot be truly tested if one uses test criteria that is outside the Sartin guidelines, i.e. your horsey stuff. How do you test it? You test it by using the Methodology in the manner set forth in the guidelines, no more or no less. You cannot test product "A" by using the elements of product "B". Not only does Dr. Sartin invite you to test the Methodology, he **insists on it** by requiring that clients send in their reports.

William James also said " *One cannot believe whatever one wants to believe, because such self-centered beliefs would not work out.* " We are all free to believe whatever we want concerning what it takes to be a winner at horse racing, however, as Dr. Sartin has also pointed out "you are also free to be a loser." Step up to the challenge, take the test!

You will be surprised at what you will find, hopefully you'll find the Sartin truth.

Howard G. Sartin, Ph.D.



A TALE OF TWO HEMISPHERES

The old dichotomy of our being born either right or left brained has been exposed as an oversimplification of a complex process of development. Biologically, the right hemisphere of the brain develops more rapidly than the left. This is the hemisphere that deals with feelings, impressions and a subjective analysis of reality drawn from those feelings and impressions. Popular wisdom has it that 90% of the world's population is right handed, 10% left.

The left hemisphere of the brain develops later and, since the time of the ancient Greeks, has been the focus of teaching all things in a logical, linear, rule-bound and structured manner. The ability for common language usage and "pure" mathematics are said to lie within the domain of the left brain.

The ancient Greeks engaged in the earliest brain hemisphere experiments. They concluded that the *right brain* was the seat of darkness, evil and unsavory non-compliant behavior. So, they dedicated their entire

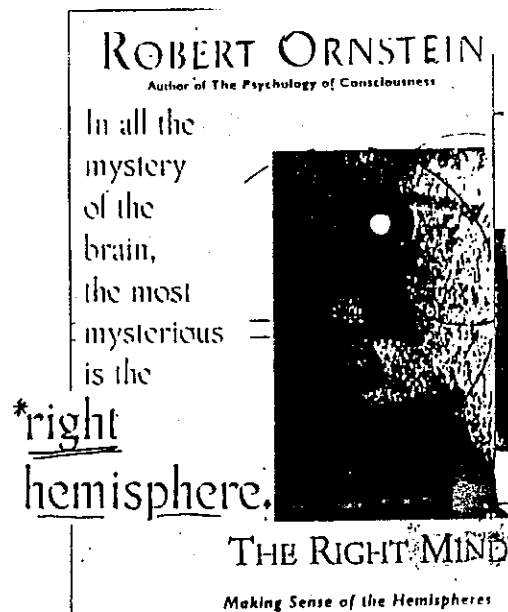
education system to developing the *left* hemisphere and subduing any influence from the right. In the educational institutions of Western culture today, the dictum's and logic of Aristotle are as they were in ancient Athens.

One of Aristotle's more famous and lasting assertions is the dictum 'de omni et nullo', stating in essence "Whatever is true of dog is true of all dogs. Change dog to horse and get nothing but dead heats.

For decades the college and graduate school textbook: *An Introduction To Logic and the Scientific Method* was required reading and standard fare in the subjects of Logic and the Scientific Method. It was highly Aristotelian to the degree that it denied the validity of NON-Aristotelian logic and even stated that "We do not believe that there is ANY non-ARISTOTELIAN LOGIC in the sense in which there is a non-Euclidean Geometry." This text, and multitudes of others at all levels in our educational system was part of a regimented, systematized effort to make the left brain hemisphere the seat of all acceptable knowledge, rules and regulations.

It was even adopted, or perhaps co-originated by many religious institutions. It is a well documented fact that Roman Catholic nuns are instructed to train left handed persons to be right handed. All for the good of the student, of course. Based on the idea that left handed persons are *right brained* and hence less susceptible to regimentation and essential indoctrination to rules. Forcing them to switch to *right handedness* was the only way to assure that they could become true Christians.

Now comes psychologist/author Dr. Robert Ornstein with his book: *The Right Brain*.



In no way does he disparage the left brain. In this book he is making a case for the need to further educate, thus stimulate, the right brain. He strives to promote Hemispheric Synchronization, or what the Monroe Institute calls HEMI SYNC. His thesis is that in our increasingly complex world, an educational system that places so much emphasis on training the left brain, while virtually ignoring the significance of the right, puts us all in jeopardy.

This Brain Hemisphere focus is a major reason that many handicappers with a wealth of Left Brained logic and data do not actually WIN at the races. It's not for lack of intelligence, it is failure to let the RIGHT Hemisphere contribute to the final decision process.

Dr. Ornstein's title *The Right Brain* is in direct contrast to the sub-title of Dick Mitchell's most popular book:

COMMONSENSE HANDICAPPING

The Logical, Left-Brained Approach
to Winning at the Races

Dick Mitchell

This is no rap against Mitchell. He knows that the mass of his potential readers are right handed, left brained and imbued with the idea that the word "LOGIC" by itself is significant.

A healthy debate between Ornstein and Mitchell is found through reading both books.

In horse race handicapping, the truth of the matter is that left-brained logic is so dominant in the literature and in the words of seminar/workshop speakers and touts alike that we face more and more racing cards dominated by winning favorites and near-favorites.

The only handicapping procedures that are isolating the long-shots and double digit win mutuels come from right brain deviations. On the chalkiest of days I've never found less than

one easy to pick long-shot on the card. The average is 3.25 per day. Happily it does not take a right-brained person to effectively utilize a right-brained approach. It merely requires a good deal of **DE**-emphasis on left-brained sequential, linear logic and abandoning some antiquated rules that should never have been considered rules in the first place.

This is a potent and pertinent subject. Understanding and accepting and then applying the power of *both* the Left and Right Brain Hemispheres will be tantamount to consistent **WINNING**.

We'll go into all this in depth next issue. Meanwhile heed the words of Sam Wada, a quiet man, but one of the winningest handicappers I know:

You rarely get a high mutuel when the horse looks good in the DRF. I've seen so many "poor form" or "low class" horses win when the only thing in their favor was the "correct" L/E D at the time, that I refuse to let one go off at good odds without some money on them. Your friend Mark Cramer would probably make a small fortune with this one readout.

SAM WADA

Sam

Dennis Mikkelsen

SCOTWINC NATIONAL ORANGE SHOW

CBF27-CE4F-E5FA

Race 8 8-Mar-98 54
SAN ANITA

WIN

7

WIN

5

2 BETS, TOTAL
FLIP-SAM W: 102003
8Mar98

14:52:38

CBF27-CE4F-E5FA

==
==
==
==
==
==
==
==
==
==

SCOTWINC NATIONAL ORANGE SHOW

51727-D82D-E5FA

Race 8 8-Mar-98 54
SAN ANITA

PLACE

7

EXACTA BOX

3.5.7

7 BETS, TOTAL
FLIP-SAM W: 102003
8Mar98

14:52:47

51727-D82D-E5FA

==
==
==
==
==
==
==
==
==
==

SCOTWINC NATIONAL ORANGE SHOW

F5C27-D22F-E5FA

Race 8 8-Mar-98 54
SAN ANITA

WIN

7

WIN

5

2 BETS, TOTAL
FLIP-SAM W: 102003
8Mar98

14:52:42

F5C27-D22F-E5FA

==
==
==
==
==
==
==
==
==
==

EIGHTH RACE Santa Anita MARCH 8, 1998

1 1/4 MILES (104) 194 Purse of THE SANTA ANITA INVITATIONAL HANDICAP, Grade 1, Purse \$200,000. Fills and mares, 4-year-olds and upward. By invitation, with no nomination or starting fees. The winner to receive \$100,000, with \$50,000 to second, \$20,000 to third, \$10,000 to fourth and \$5,000 to fifth. Weights: Thursday, February 26. The Los Angeles Turf Club will invite a field of the highest weighted to accept. In the event that one or more of those decline, those provisional invitees weighted below them will be invited in weight order to replace them. The field will be drawn by the closing time of business Friday, March 6. A trophy will be presented to the owner of the winner.

Values of Races: \$200,000 Winner Pool \$200,000.00 Subtotal Pool \$22,200.00

Last Race	Horse	M/E	L	A	Wt	PP	St	%	%	%	St	Fin	Jockey	Odds
1Feb98	Toda Una Dama-AR	L	B	5	114	4	6	21	61	51	24	1	Almeida G F	32.30
1Feb98	Exotic Wood	L	B	6	122	4	6	21	24	31	11	24	McCarron C J	9.50
1Feb98	Praviana-CH	L	B	4	114	5	10	81	81	81	24	31	Solis A	5.00
1Feb98	Fleet Lady	L	B	4	110	1	2	94	94	94	41	41	Desormeaux K J	a-4.10
1Feb98	Tuxedo Junction	L	B	5	114	10	5	51	10	50	74	52	Douglas R R	a-4.10
1Feb98	Fun In Excess	L	B	4	116	8	3	11	74	11	31	62	Flores D R	16.70
1Feb98	Minister's Melody	L	B	4	116	2	7	64	71	74	81	74	Delahoussaye E	10.30
1Feb98	Traces of Gold	L	B	6	117	3	1	22	21	21	54	82	Placay L Jr	a-4.10
1Feb98	Funaflover	L	B	4	113	7	8	51	54	61	54	54	Ramsammy E	48.50
1Feb98	Halenkata-IR	L	B	5	111	9	9	11	9	11	11	11	Gonzalez J C	52.30

a-Complete: Fleet Lady and Tuxedo Junction and Traces of Gold.

OFF AT 4:11 Start Good. Won driving. Time: :23.1, :41.1, 1:12, 1:35, 1:44 Track Fast.

\$2 Mutuel Prices: 5-TODA UNA DAMA-AR 66.00 12.40 1.20
3-EXOTIC WOOD 3.00 2.40 4.00
4-PRAVIANA-CH
11 EXACTA 5-3 PAID \$55.00 5-1 TRIFECTA 5-3-4 PAID \$35.00 52 GUINELLA
3-5 PAID \$32.00

PLACE**PACE LAUNCHER ~ SYNTHESIS
WAGERING DECISION CHART**

RACE	#1 BL/BL		#2 BL/BL		#3 BL/BL		#4 BL/BL		Best P.C.	Best S.C.
	\$\$\$	BAL	\$\$\$	BAL	\$\$\$	BAL	\$\$\$	BAL		
1	\$									
2	\$									
3	\$									
4	\$									
5	\$									
6	\$									
7	\$									
8	\$									
9	\$									
10	\$									
11	\$									
12	\$									
13	\$									
14	\$									
15	\$									
16	\$									
17	\$									
18	\$									
19	\$									
20	\$									

SUMMARY

#1 Place	#2 Place	#3 Place	#4 Place
AVE. \$ _____	_____	_____	_____
AVE. BAL. _____	_____	_____	_____
COMMENTS _____			

3-YEAR BEST TIMES FOR SPEED RATINGS

Below are the best times for various distances during the past three years (1995-96-97) on which the Speed Ratings are based. Corrected as of March 1, 1998

Track	5 Fur.	5 1/2 Fur.	6 Fur.	6 1/2 Fur.	7 Fur.	1 Mile	1 Mile, 70 yds.	1 1/8 Miles	1 1/4 Miles	1 1/2 Miles
ALBUQUERQUE	:57'	1:02'	1:08'	1:15'	1:21'	1:35'	—	1:43'	1:49'	2:03'
ARLINGTON	:57'	1:03'	1:08'	1:15'	1:21'	1:33'	—	1:43'	1:48'	2:03'
AQUEDUCT	—	—	1:08'	1:14'	1:20'	1:33'	—	—	—	—
AQUEDUCT (Inner)	—	—	1:08'	—	—	1:36'	1:39'	1:41'	1:47'	2:05'
ARAPAHOE PARK	:57'	1:03'	1:09'	1:18'	1:22'	1:36'	1:41'	1:44'	1:50'	2:06'
ASSINIBOIA DOWNS	:58'	1:04'	1:09'	—	1:25'	1:37'	—	1:42'	1:49'	2:05'
ATLANTIC CITY	:57'	1:03'	1:08'	1:15'	1:22'	—	—	1:44'	1:52'	2:04'
ATOKAD PARK	—	—	1:12'	1:19'	—	1:40'	1:45'	1:47'	1:52'	—
BELMONT PARK	:55'	1:03'	1:08'	1:14'	1:20'	1:32'	—	1:39'	1:46'	1:58'
BEULAH PARK	:57'	1:03'	1:08'	—	—	1:35'	1:40'	1:41'	1:48'	2:02'
BLUE GRASS DOWNS	—	—	1:12'	—	1:26'	1:41'	—	1:47'	—	—
BAY MEADOWS	:56'	1:02'	1:07'	—	—	1:33'	—	1:40'	1:46'	2:05'
BAY MEADOWS FAIR	:57'	1:02'	1:08'	—	—	1:34'	—	1:41'	1:49'	2:03'
BOISE	:58'	—	—	1:17'	1:23'	1:35'	—	1:41'	1:49'	2:03'
BLUE RIBBON DOWNS	:56'	1:02'	1:08'	—	1:23'	1:36'	—	1:43'	1:52'	2:02'
CANTERBURY PARK	:57'	1:03'	1:08'	1:16'	—	1:38'	1:41'	1:43'	1:49'	2:05'
CHURCHILL DOWNS	:57'	1:03'	1:08'	1:15'	1:21'	1:34'	—	1:41'	1:48'	2:01'
COLONIAL DOWNS	—	1:02'	1:08'	1:16'	1:20'	1:35'	—	1:41'	1:48'	2:03'
COLUMBUS	—	—	1:12'	1:19'	—	—	1:43'	1:47'	—	—
CALDER RACE COURSE	:57'	1:04'	1:09'	1:16'	1:21'	1:37'	1:41'	1:43'	1:50'	2:05'
CHARLES TOWN	—	—	—	1:17'	1:24'	1:39'	—	1:44'	1:53'	2:09'
DELTA DOWNS	:58'	—	—	1:20'	—	1:36'	1:40'	1:42'	1:48'	2:01'
DELAWARE PARK	:56'	1:03'	1:08'	—	—	1:37'	1:41'	1:43'	1:50'	2:06'
DETROIT	:57'	1:03'	1:08'	—	—	1:37'	—	1:40'	1:49'	2:05'
DEL MAR	:56'	1:02'	1:07'	1:14'	1:20'	1:34'	—	1:40'	1:49'	2:06'
ELLIS PARK	:58'	1:03'	1:09'	1:15'	1:21'	1:35'	—	1:40'	1:49'	2:06'
EMERALD DOWNS	:56'	1:02'	1:08'	1:14'	—	1:34'	—	1:40'	1:48'	2:02'
EVANGELINE DOWNS	:57'	1:04'	1:09'	—	—	1:37'	1:43'	1:44'	1:51'	—
FORT LERIE	:56'	1:03'	1:09'	1:17'	—	1:37'	1:41'	1:43'	1:53'	2:04'
FERNDALE	:58'	—	—	1:17'	1:24'	—	—	1:45'	—	—
FAIR GROUNDS	:50'	1:03'	1:08'	—	—	1:36'	—	1:42'	1:48'	—
FINGER LAKES	:58'	1:03'	1:08'	—	—	1:36'	1:40'	1:43'	1:50'	—
FAIR MEADOWS	—	1:05'	1:10'	1:17'	—	1:37'	—	1:47'	1:54'	—
FRESNO	:56'	1:02'	1:07'	—	—	1:34'	—	1:42'	1:47'	2:02'
FONNER PARK	—	—	1:10'	1:17'	—	1:37'	1:42'	1:43'	1:51'	—
FAIRMOUNT PARK	:59'	1:06'	1:10'	—	—	1:39'	1:42'	1:44'	1:53'	—
FAIRPLEX	—	—	1:09'	—	1:23'	—	—	1:42'	1:49'	—
FLAGSTAFF	—	1:06'	—	1:16'	1:23'	—	—	—	—	—
GREAT BARRINGTON FAIR	*1:00'	*1:05'	—	1:20'	1:26'	1:42'	—	—	1:49'	—
GREAT FALLS	:58'	—	—	*1:25'	—	—	—	—	1:54'	—
GOLDEN GATE FIELDS	:57'	1:02'	1:08'	—	1:24'	—	1:45'	1:47'	1:52'	—
GILLESPIE COUNTY FAIRGROUNDS	1:05'	1:08'	1:13'	—	—	1:34'	—	1:40'	1:48'	2:01'
GULESTREAR PARK	:56'	1:05'	1:08'	1:15'	1:27'	1:46'	—	—	—	—
GRANTS PASS	1:02'	1:04'	1:08'	1:19'	1:20'	—	1:39'	1:41'	1:47'	2:02'
GARDEN STATE PARK	:57'	1:03'	1:08'	—	—	1:36'	1:40'	1:42'	1:48'	2:03'
HARBOR PARK	—	—	1:15'	1:26'	—	1:45'	—	—	2:00'	—
HAWTHORNE	:57'	1:06'	1:08'	1:15'	—	—	1:39'	1:42'	1:51'	2:00'
HIALEAH PARK	:56'	1:03'	1:08'	—	1:21'	—	—	1:42'	1:47'	—
HOLLYWOOD PARK	:56'	1:02'	1:07'	1:13'	1:20'	—	—	1:40'	1:45'	1:59'
HOOSIER PARK	—	1:02'	1:07'	—	—	1:34'	—	1:41'	—	—
SAM HOUSTON	:57'	1:02'	1:09'	1:16'	1:21'	1:36'	1:42'	1:43'	1:48'	2:04'
HASTINGS PARK	—	—	1:10'	1:15'	—	—	1:46'	1:42'	1:48'	—
KEENELAND	—	—	1:08'	1:15'	1:21'	—	—	1:41'	1:47'	2:04'
LOUISIANA DOWNS	:58'	1:02'	1:08'	1:14'	1:21'	—	1:39'	1:42'	1:49'	2:00'
LINCOLN (NEB.)	—	—	1:10'	—	—	1:37'	1:41'	1:43'	1:51'	—
LONE STAR	:58'	1:03'	1:08'	1:14'	1:21'	1:34'	—	1:40'	1:49'	2:04'
LAUREL PARK	:57'	1:03'	1:08'	1:16'	1:21'	—	—	1:42'	1:47'	1:59'
MARLBORO	*1:01'	1:08'	—	*1:22'	—	—	—	1:47'	—	—
MARQUIS DOWNS	—	1:06'	1:12'	1:19'	1:25'	1:38'	—	1:45'	1:53'	—
MEADOWLANDS	:55'	1:04'	1:07'	—	—	1:36'	1:38'	1:40'	1:46'	2:05'

3-YEAR BEST TIMES FOR SPEED RATINGS

Below are the best times for various distances during the past three years (1995-96-97) on which the Speed Ratings are based. Corrected as of March 1, 1998

MOUNTAINEER PARK	:57	1:03	1:09	-	-	1:35	1:40	1:43	1:51	2:03
MORRIS PARK	:57	1:04	1:08	-	-	1:35	1:39	1:40	1:47	2:05
NORTHAMPTON	:56	-	-	-	1:20	-	-	1:49	-	-
NORTHLANDS PARK	-	1:05	1:10	-	1:15	1:36	-	1:42	-	-
OAKLAWN PARK	-	1:03	1:08	-	-	1:36	-	1:41	1:47	-
PENNA NATIONAL	:56	1:03	1:08	-	-	-	-	1:39	1:42	2:03
PHILADELPHIA PARK	:57	1:03	1:08	-	1:15	1:35	1:38	1:42	1:48	2:03
PIMLICO	:57	1:02	1:09	-	-	-	-	1:43	1:40	2:04
PLAYFAIR	-	-	1:09	-	1:14	1:37	1:44	1:45	1:51	-
PLEASANTON	:56	1:02	1:08	-	-	-	1:39	1:41	1:47	2:02
PORTLAND MEADOWS	:50	1:04	1:09	-	-	1:36	1:44	1:43	1:50	2:06
PRESBOTT DOWNS	:50	1:03	-	-	-	1:23	-	1:44	-	-
PREMIER MEADOWS	:57	1:02	1:09	-	-	1:35	1:40	1:40	1:48	2:02
REXAMA PARK	:57	1:02	1:08	-	1:15	1:36	-	1:43	1:51	2:04
RIVER DOWNS	:58	1:04	1:10	-	-	1:38	1:43	1:44	1:52	2:05
RILLITO	-	1:04	1:09	-	1:15	1:37	-	1:43	1:51	-
ROCKINGHAM PARK	:57	1:03	1:08	-	-	-	-	1:43	1:51	2:05
RENNINGTON PARK	:57	1:02	1:08	-	1:14	1:35	1:40	1:41	1:49	2:04
RUIDOSO	:57	1:03	1:09	-	-	1:37	-	1:45	1:53	2:11
SANTA ANITA PARK	:57	1:01	1:08	-	1:13	1:34	-	1:40	1:47	1:59
SACRAMENTO	:58	1:02	1:07	-	-	1:35	-	1:42	1:46	2:04
SALEM	-	1:06	1:12	-	-	1:39	-	1:47	-	-
SARATOGA	:57	1:03	1:08	-	1:14	1:37	-	1:47	1:47	2:01
SANTA FE	:56	1:03	1:08	-	1:15	1:36	-	1:42	1:50	2:05
SOLANO	:57	1:02	1:07	-	-	1:36	-	1:41	1:49	-
SPORTSMAN'S PARK	-	1:04	1:09	-	-	1:36	-	1:42	1:47	-
SANTA ROSA	:57	1:02	1:08	-	-	1:35	-	1:41	-	2:00
STOCKTON	:56	1:02	1:07	-	-	1:33	-	1:40	1:50	-
STAMPEDE PARK	-	1:07	1:09	-	-	1:36	-	1:43	1:49	-
SUFFOLK DOWNS	:57	-	1:08	-	-	1:38	1:40	1:42	1:47	2:07
SUNLAND PARK	:56	1:02	1:09	-	1:15	1:36	-	1:44	1:49	2:05
TAMPA BAY DOWNS	:57	1:04	1:10	-	-	1:22	-	1:43	1:53	2:10
THISTLEDOWN	:57	1:04	1:09	-	-	1:36	1:40	1:41	1:47	2:03
TIMONUM	-	-	-	-	1:16	1:40	-	1:44	1:57	-
TURFWAY PARK	-	1:05	1:08	-	-	1:34	-	1:40	-	2:04
TRINITY MEADOWS	:57	1:04	1:09	-	1:14	1:36	-	1:40	1:47	2:09
TURF PARADISE	:56	1:01	1:06	-	1:14	1:33	-	1:40	1:47	2:01
WOODLANDS	:58	1:04	1:09	-	-	1:37	1:42	1:42	1:52	2:04
WOODBINE	:56	1:03	1:08	-	1:15	1:20	-	1:40	1:48	2:01
WYOMING DOWNS	:56	1:03	1:08	-	-	1:38	-	1:44	1:52	-
YAKIMA MEADOWS	:57	1:02	1:09	-	-	1:34	-	1:42	1:49	2:02
YELLOWSTONE DOWNS	1:00	1:03	-	-	1:29	-	1:45	1:48	1:54	-

† Indicates less than one mile track.

* About distance

SYNTHESIS

THE ULTRA - ADVANCED SOLUTION SYNTHESIS—so named because it synthesizes ALL viable corollaries from every viable Sartin readout since 1975: Total speed, Entropy, Quad-Rater, Total Pace Potential, Incremental Match Up Compugraph and more. Many other features have been added or revised and honed into finite chaos formula ratings, adding extra corollaries for more secure wagering decisions with SYNTHESIS.

\$679 *Full price or upgrade from Pace Launcher:*

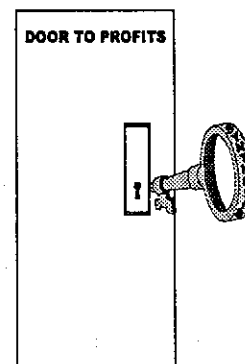
From PL4 purchased after August 1997 **\$229**

From PL4 upgraded from PL3 after August 1997 **\$329**

From PL4 purchased *prior* to August 1997 **\$379**

From PL3 **\$429**

CA residents add 7.75% tax



Sartin Methodology TODAY & TrackMaster...

TrackMaster, a leader in the electronic horse racing industry, has extended its special offer for Sartin Methodologists using **Pace Launcher 3, Pace Launcher 4 or SYNTHESIS through June 1, 1998***. Utilizing **TrackMaster** data saves you considerable time and money over whatever data source or manual entry you currently use. TrackMaster programs contain the official program numbers, morning line odds, and other data not found anywhere else... and give you a printout that looks just like the Form. Never again do you need to buy a Form or Track Program! TrackMaster gives you superior pricing, customer service (11 hours a day, 7 days a week) *and superior data!*

- TrackMaster Past Performances (TM/PP) - \$1.00 per racecard with no minimums or sign up fee. The TM/PP program for Windows is FREE and can be downloaded from our Internet site (www.axcis.com). Racecards are available from the Internet or through a self-contained dialer in our program.

- TrackMaster Plus (TM/PLUS) - Features almost every piece of handicapping information that someone could want. Racecards are available through a built-in dialer and 800 number directly to our computer, with NO CONNECTION CHARGES. Examine the program and demo racecard: www.axcis.com

So get ON LINE with TrackMaster...and take advantage of this special offer through June 1, 1998. See Follow Up 67 or call **TrackMaster** at 800-334-3800 for pricing details.

If you are using Pace Launcher 3, 4 or SYNTHESIS, and would like to use TrackMaster, you can order the TrackMaster version for these programs allowing you to download directly into your program via TrackMaster all the vital racing data you need. TrackMaster was kind enough to extend their offer, so we'll extend ours...

Only \$50.00

**for our TrackMaster compatible version of
PL3, PL4 or SYNTHESIS** through June 1, 1998

No need to turn in your existing program - keep it should you want to utilize manual input.

* TrackMaster requires Windows 3.1 or Windows 95 and a 14.4 or better modem.

D
O
C

S
A
R
T
I
N



EXOTICS

Exacta ~ Quinella ~ Pick Three

Even though the subjects have been explored in previous Follow Ups, I still get a lot of questions about how to "play" the Exacta and other Exotics. Conversations or letters usually begin: "I'm discouraged..."

Let's start with the Exacta or Quinella bet. Much of the time in California, Quinellas pay as much or more for the same cost. That's not as true in the East and Mid-West.

The most honest, yet seemingly sarcastic answer I can give is: be sure to include the winner and the place horse. It's no surprise that more Exacta-Quinella bettors in our group, have the winner more often than the place horse. The

standard cry is, I always get 'em 1,3. This despite the numerous articles, even a booklet "*The 55% Solution*," I've written designed to show you how to get the place horse.


Apparently "HERTZ" reigns with handicappers; AVIS doesn't have a chance unless you spend some time analyzing the corollaries, *including* the Early-Late Difference Graph to help you learn what corollaries and COUNTER ENERGY factors are producing PLACE!

As for E or Q wagering. You have three options with the most profit potential. You already know the options that lose. First there's the 3 HORSE KEY BOX. Here you key a horse that you feel is *so good* it cannot come in worse than second with TWO other contenders most likely to win or place. If the key horse wins or places and one of the other two either wins or places, YOU WIN the Exotic.

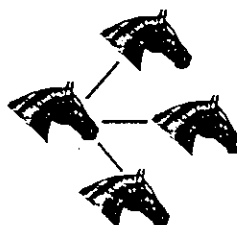
The 4 HORSE KEY BOX costs a little more but you have a greater win potential. If that key horse comes in NO WORSE than second and one of the other three is first or second. The danger lies in having the KEY horse finish third or worse.

The most effective technique for me is the 3 HORSE BOX. That way if any of the Three wins and places I win.

3 HORSE KEY BOX



4 HORSE KEY BOX



3 HORSE BOX



As for PICK THREE, use a separate bank. Guy and Aline made a lot of money betting their TOP THREE BL/BL horses in the running Pick 3. They netted a lot of money but at one time they were DOWN \$478 even though they won a LOT of Pick Three's. But some of them paid far less than the cost: \$27. So before you go into this venture make sure you have a sizable bank AND a record of how often YOUR top 3 BL/BL win.

How To Beat the “Professional” Handicappers ~ Without Any “Handicapping”

With SYNTHESIS, Howard has kept his promise to be at least a decade ahead of the rest. This program makes "Handicapping", by its classical definition, unnecessary. It does all the handicapping for you. This should pose a threat to my status as a handicapping Dean and to all others claiming handicapping expertise. For me it does not. In my 1960's and later works I prophesied that someday, someone using a computer would achieve the ultimate procedure: one that would produce a consistent flow of winners paying profitable mutuels. With SYNTHESIS, Sartin has fulfilled my prophecy. He has made Handicapping, by popular definition, unnecessary."

Tom Ainslie

The truth of winning ----- money at the track is that you're going to have to bet a lot of money. When *some sleazebag* tells you that you can make your living on \$20 bets, plunge a dagger into his heart before he finishes his next sentence. Then go to his house and burn it down. Then go to the Hall of Records and erase any trace of his existence. He's a contagion that you must stop from spreading. You'll be doing your fellow handicappers a big favor. Or, if you're more benevolently inclined, just consider him a bulltickey artist and forget him.


* me

Dick Mitchell

WHAT CONSTITUTES YOUR “LIVING”?

For a long time Dick Mitchell's admonition against \$20 bettors has bothered me; perhaps it bothers you, too. I know a lot of clients on Social Security or pensions whose "Living" is under \$800 a month. Since I stopped taking any salary from O. Henry House in 1996, I've managed to triple my own Social Security with wagers seldom over \$20 a race. I'd like to start a NEW FOLLOW UP FEATURE with accounts from those who do not usually bet more than \$20 per race.

What is your Betting technique? On how many races per week do you wager? What is your R.O.I.? Vox Pop letters indicate that Mitchell is incorrect when he also says, in the book containing the above quote, that to make \$100 a day you must bet \$167 PER RACE. In MY experience this is NOT true. Please, let us hear from YOU. Anonymity guaranteed if requested.



FROM THE DESK OF MATTHEW J. NOREEN

- I'm sure you seen this - but I see that Mr. Beyer returned to his winning ways in 1997. But I think I've heard some of these recommendations from you 5 years ago!!!! How is Mr. Meadow doing?

That's all for now. I'll try to stay in touch more frequently.

Please try to get cast this year.

THE BEST

Matt

I Was Dead in My Tracks

✓ By Andrew Beyer

✓ Washington Post Columnist

Thursday, December 18, 1997; Page B1

At the end of 1996, I felt dejected and pessimistic about my gambling life. I had suffered a net loss for the year, despite devoting thousands of hours to handicapping and betting, and I suspected that these dismal results were not a fluke or a product of temporary bad luck.

I had lost because playing the horses has become so tough. As attendance at racetracks has dropped, the bettors who remain are the most astute handicappers. It is hard for wise guys to find an edge when they are battling other wise guys — especially when tracks take an onerous cut from the wagering dollar. Moreover, the quality of racing at many tracks has declined and the races often offer little promise. The best of horseplayers isn't going to find any value in a six-horse field with a standout favorite.

Unfortunately, I felt I was too old to find a new life's passion or to start doing honest work. So I decided to reexamine and revamp the way I play the horses. I adopted a new betting strategy during 1997, and as the year draws to a close I am stunned by the results. In four decades as a horseplayer, I have never had such a high winning percentage. I feel like the King of the World again.

I realized that some of my worst losses in recent years had come when I was following a single track that turned out to yield few good opportunities. That had happened to me at Gulfstream Park in '96. With the Maryland tracks offering full-card simulcasts from coast to coast, I decided that I would pay attention to several tracks at once.

Most simulcast bettors focus on the country's top tracks in New York and California, but I decided to ignore these racing circuits. Too often at their tracks I have ferreted out a horse who looks like a 20-to-1 shot but goes off at 4 to 1 because all the resident wise guys saw what I had seen. I wanted to play tracks where the parimutuel competition wasn't so sharp. The Kentucky circuit has some of the nation's best racing but an unsophisticated clientele. (The Kentucky boobs will bet on a mule if he is ridden by their beloved Pat Day.) Besides Kentucky, I concentrated on mid-level tracks to which the wise guys pay little attention — Philadelphia Park; Delaware Park; the Illinois, Louisiana and Maryland circuits.

When full-card simulcasting was introduced in Maryland four years ago, I tried to handicap several tracks a day and didn't fare well. My efforts were hopelessly superficial. No handicapper can win by studying the same information everybody else is using; he needs to uncover horses with hidden merits that the public doesn't recognize. So instead of trying to handicap every race, weighing the pros and cons of each entrant, I now studied past races, searching for horses who might possess hidden virtues when they run next.

I studied result charts to identify tracks that had a strong bias on certain days. When the Keeneland meeting opened, horses racing on or near the rail dominated the races. On the first two days of the season, Oct. 4 and 5, front-runners won the majority of races, and the horse breaking from Post Position 1 won six of the 12 dirt races. I compiled a list of the horses who had started from outside posts, rallied wide and managed to make a semi-respectable showing. When any of these horses was entered again, I handicapped the race in depth to judge if he had a good winning chance. If so, I had a horse with hidden merit who the public wouldn't necessarily recognize.

Cuando had started from Post 8 at Keeneland and rallied to finish a close fourth; he won his next start at Churchill Downs and paid \$9.60. Colonel Vann ran a competitive race from Post 11, earning a respectable speed figure; he came back to win at Churchill race, paying \$58. Attire had broken from Post 10 and battled for the lead before tiring; he made his next start at Turfway Park in a field where he was the long speed horse, and paid \$9.20.

Keeping tabs on so many horses used to be a time-consuming task, but the Daily Racing's Form's Web site has streamlined the procedure. Its free Stable Mail feature allows the user to enter the names of horses he wants to watch, and then sends an e-mail message when they have been entered. If a horse who raced against the Keeneland bias sneaks off to Sam Houston for his next start, I won't miss him.

Technology has helped in another way. Although my study of result charts was productive, a serious horseplayer should watch races first-hand. I bought a satellite dish and subscribed to DirecTV so that I could watch race-replay shows on regional sports channels around the country. Now I can tape and study races from Calder, Aqueduct, Hawthorne and other tracks. After spotting a maiden who received a less-than-vigorous ride from his jockey at Hawthorne, I made a wager that paid for the satellite dish.

In the era of simulcasting, horse racing offers a range of betting opportunities that handicappers couldn't have envisioned a few years ago. Of course, following six tracks instead of one requires an amount of study that normal people might consider obsessive, but for me the effort was worthwhile in 1997. Not only did it produce a profit, but it reassured me that I am not yet washed up as a horseplayer.

This came as a part of Matt Noreen's annual East Coast letter. His job took him away from racing for a while. He came back with a vengeance, earning an enviable ROI.

Andy's article speaks for itself. I'm delighted that our icon is back on the winning track. He hasn't shed all of his mythical prejudices, however. His notions about track take and only astute bettors attending the races are lost on the myriads of clients who still find several double digit winners each day at tracks from every part of North America.

Dennis Mikkelsen's photocopied tickets, next page, are examples of the kind of profit an El Niño plagued Santa Anita has been producing. He blacked out the amount actually invested and returned so as not to discourage the smaller bettor.

Comments from a client who never had Yesterday's Sartin Methodology...

Bill Rudnicki

Just wanted to drop you a line about how things are going using the methodology. I have been a member since August of last year. First off, I think the new Synthesis for Trackmaster program is excellent; I love the new reports and printouts. I also enjoyed your new video series; can't wait to get the last one. It is one thing to read about the methodology, but the videos communicate the message much more effectively.

I feel comfortable with my paceline and contender selection. I keep a model for whatever particular track I am playing. I just finished the Gulfstream meet with betting on the races on Florida derby day. I made a couple of good bets in the Florida derby; Synthesis had Cape Town at 8-5, betting odds were 13-1. Also had the exacta five times..

I came home a winner but I didn't feel good about winning. Why?; because I was stupid enough to let myself get influenced by outside forces at the track. I changed my method of betting for a few races and went back to following mainstream tactics. This caused me to lose three races at mutuels of 28.80, 14.40, and 12.20. I had the winners chosen and made changes while I was at the track; a severe dumbass attack. I should have followed through with my picks but didn't.

I am comfortable with my paceline and contender selection. I usually bet on whichever horses bet fit my win model, so I have the upfront work done without a problem. Betting farther down from the top two on bottom line/betting line is absolutely no problem. It is when I am actually at the track and betting that I sometimes screw up the works. This is the last area for me to conquer. I came home and did as you suggested and threw away all my old previous mainstream handicapping books. After the fiasco Saturday, I have decided to stick to my guns and follow my readouts; NO EXCEPTIONS!

My friends say that I am lucky at the racetrack; I totally disagree. Luck is for losers that can't do any better without it. I have found an awesome method to handicap and am going to stick with it, come hell or high water. I made a pledge to myself that I will not deviate from my choices, no matter what.

Anyway, congratulations on the new Trackmaster program. I look forward to being a member for many years to come.

Sincerely,

Bill

This is from a client of seven months who was never exposed to the multiple, often contradictory messages, that were a part of our growth years and yesterday's Methodology. He finds that the content of our newest three set video series communicate TODAY'S Methodology far more effectively than just written words. Along with the many other positive comments we've received on these videos, I must concur.

Shane and I frequently receive questions asking why we bet as we do. The answer lies in the corollaries and what the person asking considers an overlay. Here is a good example: #1 ranked OLDE, @ 16:4-1 is an obvious across the board bet. #2 Ranked PUNJAB, at #3:1-1, is an overlay to some. Bet OLDE and PUNJAB and lose (even if you backed Punjab to place) The 3rd ranked horse, TEMECULA is scratched, raising CEE ME TIZZY to third on BL/BL. Even without the scratch it ranked 3rd on both the PRIMARY & SUPPLEMENTAL COROLLARY COMPOSITE. I choose CEE ME based on its superior price AND its corollaries relative to PUNJAB. With TEMECULA scratched, CEE becomes #1 Long Shot Potential. CEE is the #1 Late Pace, PUNJAB is 5th. CEE is #1 in Hidden Energy, PUNJAB 5th. CEE ranks 2nd on Entropy, PUNJAB; 4th. This is a downhill 6.5 TURF race. Late Pace, Hidden Energy Entropy and Fractals are vital factors. I learned this from experiences with such races gained at this particular point in time. It might have changed by the time you read this. KEEP CURRENT records from YOUR handicapping, NOT outdated Profiles. For all who think 3:1-1 is a substantial overlay, you lose this race. There will be another along in 25 minutes.

SA0404 1 6.5 T AL 4+ \$50,400 PR=87 PFT=113.78 TC=1
04-04-1998 2:21:16 PM

DON'T STOP HERE

BOTTOM LINE -- BETTING LINE

PNCNAME	Ld	SR	PR	BAL	LS	ODDS	TRKDISTS	M/L	DAYS	AGE	
4 OLDE 3 #1	95	82	3	22.6	EVEN	DMR 6.0D	15/1	13	Bet 4	1	
3 PUNJA2 #2	92	86	4	18.3	5-2	SA 6.5D	2/1	34	4(P)	1	\$4.80
5 TEC1 SCRATCH	88	86	10	17.0	5-2	SA 6.0D	5/1	13	6	1	
8 CEE M4 #3	89	86	7	15.0	7-2	HOL 6.5D	12/1	27	Bet 4(W)	1	\$36.60
2 FEUDA1	89	87	7	14.3	7-2	SA 6.0D	12/1	20	4(S)	1	\$8.80
1 BLEWB1	83	87	11	6.3	9-1	SA 6.5T	8/5	27	4	1	

SYNTHESIS POWER RANKINGS AND FRACTALS

SYNTHESIS POWER LEARNING RESULTS																														
			L T		PRIM								SUPP								FRACT									
#	PNCNAME	LdNT	SR	P	T	E	P	L	C	T	H	F	P	X	LS	R	S	P	F	E	T	P	LS	R	E	L	N	ESP	SCBL	
1	1 BLEWB1	FN	83	3	6	6	2	5	6	4	6	6	35	6			6	6	5	6	6	29	5		6	6	5	SUS	16.0	
2	2 FEUDA1	S	89	6	3	3	5	3	5	6	3	2	27	5			5	5	2	6	3	3	19	3		3	3	4	EAR	2.0
3	3 PUNJA2	P	92	5	2	1	5	2	2	5	2	3	20	2			2	2	3	4	2	2	13	2		2	2	3	RAR	
4	4 OLDE 3		95	4	1	2	4	1	1	2	1	1	12	1	1		1	1	1	1	1	1	5	1		1	1	1	R/P	2.0
5	5 TEMB1	SCRATCH	88	1	5	4	3	4	3	3	4	4	25	4			3	4	3	5	5	20	4		4	5	6	E/P	4.0	
6	8 CEE M4	W	89	2	4	5	3	4	1	5	5	24	3				4	5	2	4	4	19	1		5	4	2	S/P	9.0	

FRACTALS WEIGHTED: E=Early L=Late N=Normal

Mark Cramer, KING of Value Betting, says: BET ALL THREE to WIN. In which case you'd make \$36.60, minus \$6 bet. I bet OLDE and CEE across the board. Figuring from a base \$2 wager, I received \$53.60, less \$12 bet. NET \$41.60.

Mark earned more per dollar. I had a higher Net. It's up to you. But next time, for goodness sake don't overlook a CEE ME.

FIRST RACE Santa Anita APRIL 4, 1998


ABOUT 6 1/2 FURLONGS. (Turf)(1:11) ALLOWANCE. Purse \$30,400 (includes up to \$5,400 to Cal-breds). 4-year-olds and upward which have not won \$3,000 other than maiden, claiming, starter or have never won two races. Weight, 121 lbs. Non-winners of a race other than maiden, claiming or starter, allowed 3 lbs. Of a race other than claiming or starter, 5 lbs. (Starters for a claiming race of \$25,000 or less in their last three starts and maidens that are non-starters for a claiming race have second preference.) (Day 74 of a 90 Day Meet, Showery, 56.)

Value of Race: \$46,728 Winner \$30,240; second \$18,080; third \$3,040; fourth \$2,520; fifth \$240. Mutuel Pool \$414,771.00 Exacta Pool \$286,634.00 Trifecta Pool \$242,338.00 Quinella Pool \$42,345.00

Last Raced	Horse	M/E	L	A	WL	PP	St	1/2	1/4	Str	Fin	Jockey	Odds \$1
8Mar98 7SA5	Cee Me Tizzy	LB	4	121	7	1	41	3rd	31	111	111	Garcia M S	17.30
14Mar98 3SA5	Punjab of Javampur	LB	4	121	3	2	31	11	111	21	21	Stevens G L	3.10
15Mar98 3SA4	Feudal Warrior	LB	4	118	2	3	31	411	411	31	31	Pedroza M A	20.80
8Mar98 7SA2	Blewbury Hill-IR	LB	4	121	1	5	51	621	511	411	411	Nakatani C S	0.60
12Mar98 2BM1	His Airness	B	4	118	5	4	64	5th	6th	5th	5th	Desormeaux K J	5.60
22Mar98 3SA7	Olde Stockdale	LB	4	117	4	6	221	21	21	611	611	Pincay L Jr	16.40
27Feb98 4SA8	Double Scotch-FR	LB	4	121	6	7	7	7	7	7	7	Blanc B	27.10

OFF AT 12:17 Start Good. Won driving. Time, :22, :44, 1:08, 1:51 Course firm.

\$2 Mutuel Prices:
1-CEE ME TIZZY 36.60 11.20 5.80
3-PUNJAB OF JAVAMPUR 4.80 4.00 3.20
2-FEUDAL WARRIOR
\$1 EXACTA 3-3 PAID \$70.20 \$1 TRIFECTA 3-3-2 PAID \$67.00 \$2 QUINELLA 3-4 PAID \$50.60



ANSWER

COROLLARY
COROLLARY
COROLLARY
COROLLARY

DENNIS MIKKELSON

SCOTWINC NATIONAL
ORANGE SHOW

CBF27-CE4F-E5FA

Race 8 8-Mar-98 54
SAN ANITA

WIN

7

WIN

5

2 BETS. TOTAL

FLIP-SAM W: 102003

8Mar98

CBF27-CE4F-E5FA

14:52:38

SCOTWINC NATIONAL
ORANGE SHOW

F5C27-D22F-E5FA

Race 8 8-Mar-98 54
SAN ANITA

WIN

7

WIN

5

2 BETS. TOTAL

FLIP-SAM W: 102003

8Mar98

F5C27-D22F-E5FA

14:52:42

SCOTWINC NATIONAL
ORANGE SHOW

51727-D82D-E5FA

Race 8 8-Mar-98 54
SAN ANITA

PLACE

7

EXACTA BOX

3.5.7

\$65.00

7 BETS. TOTAL

FLIP-SAM W: 102003

8Mar98

14:52:47

51727-D82D-E5FA

EIGHTH RACE

Santa Anita

MARCH 8, 1998

1 1/4 MILES. (1.25) 61st Running of THE SANTA MARGARITA INVITATIONAL HANDICAP. Grade I.
Purse \$300,000. Fillies and mares, 4-year-olds and upward. By invitation, with no nomination or starting

Last Raced	Horse	M/Eq	L.A.	Wt	PP	St	1/4	1/2	3/4	Str	Fin	Jockey	Odds \$1
14Feb98 8SA2	Toda Una Dama-AR	LB	5	114	6	6	71	61	51 1/2	22	11	Almeida G F	32.30
14Feb98 8SA1	Exotic Wood	LB	6	123	4	4	31	32	31	11 1/2	24 1/2	McCarron C J	0.60
8Feb98 8SA5	Praviana-CH	LB	4	114	5	10	8 1/2	8 1/2	8 1/2	6 1/2	3 1/2	Solis A	5.00
8Feb98 8SA1	Fleet Lady	LB	4	118	1	2	4th	4th	4th	4 1/2	4 1/2	Desormeaux K J	a-4.10
14Feb98 8SA3	Tuxedo Junction	LBb	5	114	10	5	91	10	93	7th	52	Douglas R R	a-4.10
8Feb98 8SA1	Fun in Excess	LBb	4	116	8	3	1 1/2	1th	1 1/2	31	6 1/2	Flores D R	16.70
8Feb98 8SA2	Minister's Melody	LBb	4	116	2	7	6th	71	7th	81	7th	Delahoussaye E	10.30
7Feb98 10BM1	Traces of Gold	LBb	6	117	3	1	22	2 1/2	21	5th	8 1/2	Pincay L Jr	a-4.10
22Feb98 7SA1	Funallover	LB	4	113	7	8	5 1/2	5th	6 1/2	95	9 1/2	Ramsammy E	48.90
15Feb98 4SA1	Haleakala-IR	LBf	5	111	9	9	10	9 1/2	10	10	10	Gonzalez J C	52.30

a-Coupled: Fleet Lady and Tuxedo Junction and Traces of Gold.

OFF AT 4:11 Start Good. Won driving. Time: :232, :481, 1:12, 1:362, 1:484 Track fast.

\$2 Mutuel Prices: 5-TODA UNA DAMA-AR 66.60 12.40 6.20
 3-EXOTIC WOOD 3.00 2.40
 4-PRAVIANA-CH 4.00
 \$1 EXACTA 5-3 PAID \$65.00 \$1 TRIFECTA 5-3-4 PAID \$356.10 \$2 QUINELLA
 3-5 PAID \$33.80

Synthesis for TrackMaster ~ Another Sartin Tool

by Dennis Mikkelson

I have had the opportunity to work with the latest in the pace launcher line of tools from the Doc. As always this one is a real beaut. If you have had problems with the DOS commands and can work within the Windows format you will appreciate this program. And you will not need a separate communications program (i.e. PROCOM PLUS) to use it. The program takes the race cards right off the internet at the TrackMaster web site. So what you will need is internet access and a browser, the SYNTHESIS upgrade, and a TrackMaster account (which has no monthly minimums) to go with the FREE TrackMaster program (TM/PP). One of the nice things about this download is that you will receive all the races on today's card, not just the local races. This does not include any FULL CARD simulcasts to your site. These you will need to download from the originating (host) track.

Now that you have the program and a card and even a race on the screen, what else sets this program apart in the continuing evolution of the Pace Launcher series? First of all when you mark a race, it stays marked! Each time you come back to this race, the pacelines are still marked. How do you select pacelines? With the standard SR and TV you had to do your own figuring for a paceline selection. Here it already is a single number and all you need to do is find the best number at a comparable surface, distance and class. At this point, we formerly had to copy the saved lines to a Sartin program format in order to continue to work the race. The Synthesis upgrade makes this step unnecessary. From the marked lines, you merely go to the calculations area (#6) and the race is worked with all the familiar screens available to review.

Moving to the SUPERSCREEN you can immediately see the Bottom Line/Betting Line rankings and below that is a great chart that has listed the Primary Corollaries and next to it the Secondary Corollaries. Many of us are continually making and re-making charts to tabulate our data and to be able to see it all at once in order to make an investment decision. With this chart I do not need to make my own charts anymore. It is all right there, in one spot AND by printing the short report you get all the data on one page, with enough room for results and notes.

I will miss the availability of race cards 36-48 hours in advance. However, when I do get the race, the official program numbers are here as well as the track is morning line (saves the price of a program and is less stuff to carry around).

As you can tell, I really like this upgrade. The Doc has made it a little simpler for me to win at the track. It will do the same for you. Thank You Doc.



I call this a **NO PROBLEM** race because 9 out of 10 clients who called or e-mailed us about it WON it. Even more important for everyone's edification, they won it despite paceline choice. This fact substantiates my oft-repeated statement that, in most instances, there is MORE than one paceline that will detect the winner.

The horse in question MEGAWING. It has TWO lines that qualify as being Best of Last three, Comparable.

Because this is a TURF RACE some chose the fourth line back because it was the BEST Turf performance in the horse's last three strictly on Turf. Others chose the 2nd Line Back, moved from Turf to a Wet Fast Dirt course. Like myself and Shane, and obviously the horse's trainer, they perceive little difference between Turf and Wet/Fast dirt.

At the bottom of the final page of PP's there is the horse's complete running line history. It is up to us to consider only the SECOND or FOURTH race back, Those choosing the 4th race back had to consider that it was run 100 days ago at Santa Anita. Those taking the 2nd line back, viewed a line from 50 days back but the horse DID have a race only 37 days AGO.

Judging by MEGA'S \$30.40 win mutuel, I assume that the public, laden with Mainstream rules, used its LAST RACE.

Recency buffs may not want the horse at all. But look to the far left. Every time the horse did well, 1st, 2nd or 3rd (up close), it was after a LONG layoff.

Let's not kid ourselves, the consistency of those higher mutuels at Santa Anita to date, are attributable to El Niño. Inconsistent weather, alternately wet fast, very wet, good, drying out, and fast. If we realize this, and I've talked about it for years, we do an EARLY-LATE Difference chart of each contender from the pace line we've chosen to use to evaluate the horse. Today's track is listed: GOOD.

Since I always buy a Racing Form to go with my Download, here are the past performance charts for the entire race. Following that will be the EARLY-LATE difference charts of the six races for which we stayed.

4

Santa Anita Park

1 1/4 MILES. (Turf). (1:43.4) CLAIMING. Purse \$62,720 (includes up to \$6,720 to Cal-bred winners from the CB01F). 4-year-olds and upward. Weight, 121 lbs. Non-winners of two races at one mile or over since January 1, allowed 3 lbs. Of such a race since February 1, 5 lbs. Claiming price \$80,000; for each \$5,000 to \$70,000, allowed 2 lbs. (Maiden or races when entered for \$62,500 or less not considered) (Non-starters for a claiming price of \$32,000 or less in their last three starts preferred.) Rail at 15 feet.

Andthelviniseasy

Own: Watson Kathy

\$80,000

STEINER J.J. (H 0 0 2.00) 1998: (19 0 0.00)

B. g. 5

Sire: Polish Precedent (Danzig)

Dam: Go On With It (Bewan)

Tr: Mahee Mr & Mrs John C. (Ky)

Tr: Knight Barry (7 0 0 0.00) 98: (7 0 0.00)

19Mar98-7SA fm 1 1/4 @ :45.1 1:10.4 1:34.1 1:46.4 Alw 57000N3x
 4Feb98-7SA gd 1 1/4 @ :49.1 1:13.1 1:38.2 1:50.3 Alw 57000N3x
 22Jan98-4SA fm 1 @ :23.1 :47.1 1:12 1:37.4 Clm c-8000

Awaited room 1/4; led on rail late. Claimed from Siegel Jan & Mace & Samantha, Bradshaw Randy Trainer

17Dec97-3Hol fm 1 1/4 @ :23.4 :47.1 1:11 1:42.1 Alw 45000N3x
 3Nov97-7SA fm 1 1/4 @ :48.1 1:13 1:38 1:50.3 Alw 43000N2x
 11Oct97-7SA fm 1 1/4 @ :48 1:12.1 1:37.1 1:50.4 Alw 44032N2x

14Aug97-7Dmr fm 1 1/4 @ :49.4 1:13.4 1:38.4 1:50.3 Alw 50200N2x

19Jun97-7Hol fm 1 @ :23.4 :47 1:10.2 1:33.4 Alw 43152N2x

Lacked room on rail 5/16 & 1/4

26May97-7Hol fm 1 @ :22.1 :45.1 1:09.4 1:35 4 Alw 45924N1x

7May97-7Hol fm 1 1/4 @ :22.1 :45.1 1:09 1:40.3 Alw 43122N1x

WORKOUTS: Mar23 SA 5f mt :40 H 7/52 Mar15 SA 5f mt :47 H 6/52 Mar7 SA 5f mt :1:00 H 11/43 Feb26 SA 5f mt :1:03 H 5/57 Feb18 SA 5f mt :1:06 H 6/12 Jan18 SA 5f mt :1:07 H 7/29

71 5 3 32 31 37 615 Stevens G L
 88 2 1 14 14 21 47 Black C A
 97 2 7 52 41 51 24 Solis A

97 1 6 73 61 31 200 Solis A
 94 1 5 59 57 31 11 Solis A
 91 1 2 21 24 23 24 Solis A

90 2 1 11 14 14 31 Solis A
 95 4 3 34 31 21 21 Solis A

94 6 3 28 11 11 100 Solis A
 90 10 2 21 24 11 22 Black C A

94 6 3 28 11 11 100 Solis A
 90 10 2 21 24 11 22 Black C A

94 6 3 28 11 11 100 Solis A
 90 10 2 21 24 11 22 Black C A

94 6 3 28 11 11 100 Solis A
 90 10 2 21 24 11 22 Black C A

94 6 3 28 11 11 100 Solis A
 90 10 2 21 24 11 22 Black C A

94 6 3 28 11 11 100 Solis A
 90 10 2 21 24 11 22 Black C A

94 6 3 28 11 11 100 Solis A
 90 10 2 21 24 11 22 Black C A

94 6 3 28 11 11 100 Solis A
 90 10 2 21 24 11 22 Black C A

94 6 3 28 11 11 100 Solis A
 90 10 2 21 24 11 22 Black C A

94 6 3 28 11 11 100 Solis A
 90 10 2 21 24 11 22 Black C A

94 6 3 28 11 11 100 Solis A
 90 10 2 21 24 11 22 Black C A

94 6 3 28 11 11 100 Solis A
 90 10 2 21 24 11 22 Black C A

94 6 3 28 11 11 100 Solis A
 90 10 2 21 24 11 22 Black C A

94 6 3 28 11 11 100 Solis A
 90 10 2 21 24 11 22 Black C A

94 6 3 28 11 11 100 Solis A
 90 10 2 21 24 11 22 Black C A

94 6 3 28 11 11 100 Solis A
 90 10 2 21 24 11 22 Black C A

94 6 3 28 11 11 100 Solis A
 90 10 2 21 24 11 22 Black C A

94 6 3 28 11 11 100 Solis A
 90 10 2 21 24 11 22 Black C A

94 6 3 28 11 11 100 Solis A
 90 10 2 21 24 11 22 Black C A

94 6 3 28 11 11 100 Solis A
 90 10 2 21 24 11 22 Black C A

94 6 3 28 11 11 100 Solis A
 90 10 2 21 24 11 22 Black C A

94 6 3 28 11 11 100 Solis A
 90 10 2 21 24 11 22 Black C A

94 6 3 28 11 11 100 Solis A
 90 10 2 21 24 11 22 Black C A

94 6 3 28 11 11 100 Solis A
 90 10 2 21 24 11 22 Black C A

94 6 3 28 11 11 100 Solis A
 90 10 2 21 24 11 22 Black C A

94 6 3 28 11 11 100 Solis A
 90 10 2 21 24 11 22 Black C A

94 6 3 28 11 11 100 Solis A
 90 10 2 21 24 11 22 Black C A

94 6 3 28 11 11 100 Solis A
 90 10 2 21 24 11 22 Black C A

94 6 3 28 11 11 100 Solis A
 90 10 2 21 24 11 22 Black C A

94 6 3 28 11 11 100 Solis A
 90 10 2 21 24 11 22 Black C A

94 6 3 28 11 11 100 Solis A
 90 10 2 21 24 11 22 Black C A

94 6 3 28 11 11 100 Solis A
 90 10 2 21 24 11 22 Black C A

94 6 3 28 11 11 100 Solis A
 90 10 2 21 24 11 22 Black C A

94 6 3 28 11 11 100 Solis A
 90 10 2 21 24 11 22 Black C A

94 6 3 28 11 11 100 Solis A
 90 10 2 21 24 11 22 Black C A

94 6 3 28 11 11 100 Solis A
 90 10 2 21 24 11 22 Black C A

94 6 3 28 11 11 100 Solis A
 90 10 2 21 24 11 22 Black C A

94 6 3 28 11 11 100 Solis A
 90 10 2 21 24 11 22 Black C A

94 6 3 28 11 11 100 Solis A
 90 10 2 21 24 11 22 Black C A

94 6 3 28 11 11 100 Solis A
 90 10 2 21 24 11 22 Black C A

94 6 3 28 11 11 100 Solis A
 90 10 2 21 24 11 22 Black C A

94 6 3 28 11 11 100 Solis A
 90 10 2 21 24 11 22 Black C A

94 6 3 28 11 11 100 Solis A
 90 10 2 21 24 11 22 Black C A

94 6 3 28 11 11 100 Solis A
 90 10 2 21 24 11 22 Black C A

94 6 3 28 11 11 100 Solis A
 90 10 2 21 24 11 22 Black C A

94 6 3 28 11 11 100 Solis A
 90 10 2 21 24 11 22 Black C A

94 6 3 28 11 11 100 Solis A
 90 10 2 21 24 11 22 Black C A

94 6 3 28 11 11 100 Solis A
 90 10 2 21 24 11 22 Black C A

94 6 3 28 11 11 100 Solis A
 90 10 2 21 24 11 22 Black C A

94 6 3 28 11 11 100 Solis A
 90 10 2 21 24 11 22 Black C A

94 6 3 28 11 11 100 Solis A
 90 10 2 21 24 11 22 Black C A

94 6 3 28 11 11 100 Solis A
 90 10 2 21 24 11 22 Black C A

94 6 3 28 11 11 100 Solis A
 90 10 2 21 24 11 22 Black C A

94 6 3 28 11 11 100 Solis A
 90 10 2 21 24 11 22 Black C A

94 6 3 28 11 11 100 Solis A
 90 10 2 21 24 11 22 Black C A

94 6 3 28 11 11 100 Solis A
 90 10 2 21 24 11 22 Black C A

94 6 3 28 11 11 100 Solis A
 90 10 2 21 24 11 22 Black C A

94 6 3 28 11 11 100 Solis A
 90 10 2 21 24 11 22 Black C A

94 6 3 28 11 11 100 Solis A
 90 10 2 21 24 11 22 Black C A

94 6 3 28 11 11 100 Solis A
 90 10 2 21 24 11 22 Black C A

94 6 3 28 11 11 100 Solis A
 90 10 2 21 24 11 22 Black C A

94 6 3 28 11 11 100 Solis A
 90 10 2 21 24 11 22 Black C A

94 6 3 28 11 11 100 Solis A
 90 10 2 21 24 11 22 Black C A

94 6 3 28 11 11 100 Solis A
 90 10 2 21 24 11 22 Black C A

94 6 3 28 11 11 100 Solis A
 90 10 2 21 24 11 22 Black C A

94 6 3 28 11 11 100 Solis A
 90 10 2 21 24 11 22 Black C A

94 6 3 28 11 11 100 Solis A
 90 10 2 21 24 11 22 Black C A

94 6 3 28 11 11 100 Solis A
 90 10 2 21 24 11 22 Black C A

94 6 3 28 11 11 100 Solis A
 90 10 2 21 24 11 22 Black C A

94 6 3 28 11 11 100 Solis A
 90 10 2 21 24 11 22 Black C A

94 6 3 28 11 11 100 Solis A
 90 10 2 21 24 11 22 Black C A

Lifetime Record: 14 3 5 2 \$132,240

1998 3 0 1 0 \$14,670 Turf 10 2 5 2 \$110,120

1997 9 2 4 2 \$98,970 Wet 0 0 0 0

SA 5 1 2 1 \$51,120 Dist 4 1 1 1 \$40,400

L 116

LB 116 5.70 83-09 Rajpout 116 Sankarag 121 Belgavia 118 Inside, weakened 6

LB 118 7.40 76-22 Sovereign M D 121 Lord Cromby 117 White Hot 116 Inside duel 6

LB 116 1.60 72-28 Joy Of Glory 116 Andthelviniseasy 116 Kiltys Link 115 10

LB 118 3.50 85-18 Kravis 116 Andthelviniseasy 116 Knifemaker 129 Drilled out bit 1/16 7

LB 116 8.40 79-23 Andthelviniseasy 116 Zippersup 116 Amerique 116 Closed gamely 10

LB 117 1.50 72-24 Kravis 116 Andthelviniseasy 116 Global Performance 116 Led 2nd turn 6

LB 117 3.30 81-18 Adorjinsky 116 Zippersup 116 Andthelviniseasy 116 Game inside 7

LB 119 4.30 93-06 Harbour Sunset 119 Andthelviniseasy 119 Native Desert 116 5

LB 116 1.00 88-14 Andthelviniseasy 116 Shv Endowment 116 Wdmn Krc 118 Cleared, just held 9

LB 117 6.10 91-07 Blue Grass Blues 117 Andthelviniseasy 117 Going Gen 117 Led, outfinished 10

LB 117 6.10 91-07 Blue Grass Blues 117 Andthelviniseasy 117 Going Gen 117 Led, outfinished 10

LB 117 6.10 91-07 Blue Grass Blues 117 Andthelviniseasy 117 Going Gen 117 Led, outfinished 10

LB 117 6.10 91-07 Blue Grass Blues 117 Andthelviniseasy 117 Going Gen 117 Led, outfinished 10

LB 117 6.10 91-07 Blue Grass Blues 117 Andthelviniseasy 117 Going Gen 117 Led, outfinished 10

LB 117 6.10 91-07 Blue Grass Blues 117 Andthelviniseasy 117 Going Gen 117 Led, outfinished 10

LB 117 6.10 91-07 Blue Grass Blues 117 Andthelviniseasy 117 Going Gen 117 Led, outfinished 10

LB 117 6.10 91-07 Blue Grass Blues 117 Andthelviniseasy 117 Going Gen 117 Led, outfinished 10

LB 117 6.10 91-07 Blue Grass Blues 117 Andthelviniseasy 117 Going Gen 117 Led, outfinished 10

LB 117 6.10 91-07 Blue Grass Blues 117 Andthelviniseasy 117 Going Gen 117 Led, outfinished 10

LB 117 6.10 91-07 Blue Grass Blues 117 Andthelviniseasy 117 Going Gen 117 Led, outfinished 10

LB 117 6.10 91-07 Blue Grass Blues 117 Andthelviniseasy 117 Going Gen 117 Led, outfinished 10

LB 117 6.10 91-07 Blue Grass Blues 117 Andthelviniseasy 117 Going Gen 117 Led, outfinished 10

LB 117 6.10 91-07 Blue Grass Blues 117 Andthelviniseasy 117 Going Gen 117 Led, outfinished 10

LB 117 6.10 91-07 Blue Grass Blues 117 Andthelviniseasy 117 Going Gen 117 Led, outfinished 10

LB 117 6.10 91-07 Blue Grass Blues 117 Andthelviniseasy 117 Going Gen 117 Led, outfinished 10

LB 117 6.10 91-07 Blue Grass Blues 117 Andthelviniseasy 117 Going Gen 117 Led, outfinished 10

LB 117 6.10 91-07 Blue Grass Blues 117 Andthelviniseasy 117 Going Gen 117 Led, outfinished 10

LB 117 6.10 91-07 Blue Grass Blues 117 Andthelviniseasy 117 Going Gen 117 Led, outfinished 10

LB 117 6.10 91-07 Blue Grass Blues 117 Andthelviniseasy 117 Going Gen 117 Led, outfinished 10

LB 117 6.10 91-07 Blue Grass Blues 117 Andthelviniseasy 117 Going Gen 117 Led, outfinished 10

LB 117 6.10 91-07 Blue Grass Blues 117 Andthelviniseasy 117 Going Gen 117 Led, outfinished 10

LB 117 6.10 91-07 Blue Grass Blues 117 Andthelviniseasy 117 Going Gen 117 Led, outfinished 10

LB 117 6.10 91-07 Blue Grass Blues 117 Andthelviniseasy 117 Going Gen 117 Led, outfinished 10

LB 117 6.10 91-07 Blue Grass Blues 117 Andthelviniseasy 117 Going Gen 117 Led, outfinished 10

LB 117 6.10 91-07 Blue Grass Blues 117 Andthelviniseasy 117 Going Gen 117 Led, outfinished 10

LB 117 6.10 91-07 Blue Grass Blues 117 Andthelviniseasy 117 Going Gen 117 Led, outfinished 10

LB 117 6.10 91-07 Blue Grass Blues 117 Andthelviniseasy 117 Going Gen 117 Led, outfinished 10

LB 117 6.10 91-07 Blue Grass Blues 117 Andthelviniseasy 117 Going Gen 117 Led, outfinished 10

LB 117 6.10 91-07 Blue Grass Blues 117 Andthelviniseasy 117 Going Gen 117 Led, outfinished 10

LB 117 6.10 91-07 Blue Grass Blues 117 Andthelviniseasy 117 Going Gen 117 Led, outfinished 10

LB 117 6.10 91-07 Blue Grass Blues 117 Andthelviniseasy 117 Going Gen 117 Led, outfinished 10

LB 117 6.10 91-07 Blue Grass Blues 117 Andthelviniseasy 117 Going Gen 117 Led, outfinished 10

LB 117 6.10 91-07 Blue Grass Blues 117 Andthelviniseasy 117 Going Gen 117 Led, outfinished 10

LB 117 6.10 91-07 Blue Grass Blues 117 Andthelviniseasy 117 Going Gen 117 Led, outfinished 10

LB 117 6.10 91-07 Blue Grass Blues 117 Andthelviniseasy 117 Going Gen 117 Led, outfinished 10

LB 117 6.10 91-07 Blue Grass Blues 117 Andthelviniseasy 117 Going Gen 117 Led, outfinished 10

LB 117 6.10 91-07 Blue Grass Blues 117 Andthelviniseasy 117 Going Gen 117 Led, outfinished 10

LB 117 6.10 91-07 Blue Grass Blues 117 Andthelviniseasy 117 Going Gen 117 Led, outfinished 10

LB 117 6.10 91-07 Blue Grass Blues 117 Andthelviniseasy 117 Going Gen 117 Led, outfinished 10

LB 117 6.10 91-07 Blue Grass Blues 117 Andthelviniseasy 117 Going Gen 117 Led, outfinished 10

LB 117 6.10 91-07 Blue Grass Blues 117 Andthelviniseasy 117 Going Gen 117 Led, outfinished 10

LB 117 6.10 91-07 Blue Grass Blues 117 Andthelviniseasy 117 Going Gen 117 Led, outfinished 10

LB 117 6.10 91-07 Blue Grass Blues

Party Season (GB)

Own: Heersperger Dave & Jill

\$75,000

STEVENS G L (317 61 61 38 .18) 1998: (294 54 .18)

7Mar98-ISA fm 1 1/2 @ :48 1:12 1:37 1:50 41 Clm 62500
 17Jan98-7SA fm 1 1/2 @ :50 1:15 1:39 2:03 41 Clm 62500
 30Apr97-8GG fm 1 1/2 @ :23 1:48 1:12 1:43 41 Clm 80000

Wide, brushed upper stretch

15Feb97-38M fm 1 1/2 @ :23 1:47 1:12 1:43 41 Tanloran H-G3
 15Dec96-5Hol gd 1 1/2 @ :50 1:16 1:24 2:04 41 Hol Turf Cup-G1
 22Nov96-8Hol yl 1 1/2 @ :49 1:13 1:37 2:03 41 Alw 55000Nxm

Run with a walk up start. No starting gate.

4Nov96-8SA fm 1 1/2 @ :48 1:12 2:01 2:24 31 C F Burke H-G2
 28Sep96-88M fm 1 1/2 @ :47 1:11 1:35 1:45 31 Bay Meadows H-G3
 21Aug96-80M fm 1 1/2 @ :47 1:12 1:37 2:13 31 Del Mar Turf H-G2
 9Aug96-70M fm 1 1/2 @ :53 1:19 1:43 2:18 31 El Comodoro H104k

WORKOUTS: Mar30 Hol 61st 1:51 H 15/16 Mar23 Hol 61st :49 H 1/22 Mar17 Hol 51st 1:03 H 27/28 Mar4 Hol 61st :51 H 23/23 Feb27 Hol 61st 1:15 H 20/26 Feb10 Hol 61st 1:18 H 22/23

Dk. bay br. n. f.

Sire: Shirley Heights'GM (Mill Reef)

Dam: Dahlana (Faplane)

Br: Locke P (GB)

Tr: Drysdale Neil (69 22 16 8 .32) 98: (70 23 .33)

89 1 2 27 27 11 27 Stevens G L LB 116 b 1:50 76-18 Von Raven 1157 Party Season 1162 Felon 1175 Led, outfinished 7
 90 6 2 21 47 41 21 Stevens G L LB 116 b 7:20 66-28 White Hol 1164 Party Season 1163 Kazahayn 1157 Game for 2nd 10
 89 6 5 51 57 43 33 Warren R J Jr LB 113 b 2:20 84-16 High Drama 1221 Type Ryder 1197 Party Season 1194

84 6 5 65 57 67 51 Black C A LB 116 b 3:60 73-14 River Flyer 1154 Arrivederci Baby 1134 Joy Of Glory 1131 Wide trip 7
 84 1 7 91 91 91 83 Garcia J A LB 126 b 4:10 69-16 Running Flame 1264 Marlin 1221 Tallnires 1261 Nrrally 10
 102 5 3 38 31 11 2nd Garcia J A LB 116 b 1:20 73-27 Mister Alleged 1104 Party Season 1161 Sonic Boy 1211 Caught late 5

100 6 8 87 85 81 31 Garcia J A LB 116 b 12:00 94-03 Deemer Empereur 1183 Bon Point 1181 Party Season 1161 Stradled early 8
 93 5 4 47 45 35 26 Garcia J A LB 116 b 3:30 92-02 Gentlemen 1174 Party Season 1164 Petit Poucet 1192 Mild late bid 5
 102 3 5 31 31 1st 31 Nakatani C S LB 117 b 8:90 92-09 Dernier Empereur 1161 Tallnires 1197 Party Season 1177 Led, outfinished 7
 93 4 4 42 42 31 31 Solis A LB 119 b 3:60 68-23 Dernier Empereur 1141 Janomami 1131 Party Season 1192 Outfinished 6

100 6 8 87 85 81 31 Garcia J A LB 116 b 12:00 94-03 Deemer Empereur 1183 Bon Point 1181 Party Season 1161 Stradled early 8
 93 5 4 47 45 35 26 Garcia J A LB 116 b 3:30 92-02 Gentlemen 1174 Party Season 1164 Petit Poucet 1192 Mild late bid 5
 102 3 5 31 31 1st 31 Nakatani C S LB 117 b 8:90 92-09 Dernier Empereur 1161 Tallnires 1197 Party Season 1177 Led, outfinished 7
 93 4 4 42 42 31 31 Solis A LB 119 b 3:60 68-23 Dernier Empereur 1141 Janomami 1131 Party Season 1192 Outfinished 6

WORKOUTS: Mar30 Hol 61st 1:51 H 15/16 Mar23 Hol 61st :49 H 1/22 Mar17 Hol 51st 1:03 H 27/28 Mar4 Hol 61st :51 H 23/23 Feb27 Hol 61st 1:15 H 20/26 Feb10 Hol 61st 1:18 H 22/23

Lifetime Record: 37 5 7 11 \$432,078

1998 2 0 2 0 \$20,000 Turf 37 5 7 11 \$432,028

1997 2 0 0 1 \$7,500 Wet 0 0 0 0

L 114 SA 1 5 0 2 1 \$38,000 Dist 1 4 0 3 0 \$81,065

Take A Left (GB)

Own: Gould & Harney & Johnson

\$75,000

DOUGLAS R R (163 25 18 24 .15) 1998: (151 24 .16)

21Mar98-5SA fm 1 1/2 @ :23 1:48 1:12 1:36 41 Alw 50000N2x
 14Mar98-8SA fm 1 1/2 @ :48 1:12 1:36 1:48 41 Alw 50000N2x
 17Jan98-7SA fm 1 1/2 @ :50 1:15 1:39 2:03 41 Clm c-62500

Claimed from Darley Stud & Jeremy Nosedo Ra Stbl, Drysdale Neil Trainer

13Dec97-3Hol fm 1 1/2 @ :49 1:13 1:36 1:45 31 Alw 39000N2x
 5Nov97-3Hol fm 1 1/2 @ :49 1:14 1:37 2:01 31 Clm 62500
 11Oct97-7SA fm 1 1/2 @ :48 1:12 1:37 1:50 31 Alw 44000N2x

Previously trained by Nosedo Jeremy

27Mar97-7SA fm 1 1/2 @ :45 1:10 1:34 1:53 41 Big Sky 1156k
 20Feb97-7SA fm 1 1/2 @ :46 1:09 1:33 1:45 41 Alw 50000N2x
 1Dec96-6Hol fm 1 1/2 @ :47 1:12 1:34 1:46 41 Hol Derby-G1
 8Nov96-3Hol fm 1 1/2 @ :23 1:46 1:09 1:33 31 Alw 36000N1x

WORKOUTS: Mar31 SA 51st 1:01 H 16/22 Mar17 SA 61st 1:16 H 21/28 Mar4 SA 51st 1:01 H 34/25 Feb27 SA 51st :37 H 31/2 Feb21 SA 71st 1:27 H 36 Feb10 SA 51st :51 H 27/27

R. h. 5

Sire: Formidable (Forli)

Dam: Cavamarre (Re My Guest)

Br: Meadows P (GB)

Tr: West Ted (52 9 9 7 .17) 98: (46 7 .15)

92 1 3 42 51 51 71 Douglas R R LB 116 b 9:40 75-21 Zippersup 1161 Capital Gains 1164 Eternity Range 1181 Rail trip 9
 93 1 2 21 21 2nd 31 McCarron C J LB 116 b 6:40 85-14 Sankarung 1181 Fabulous Guy 1181 Take A Left 1164 Stalked, bid, outkicked 10
 84 1 4 32 45 75 47 McCarron C J LB 116 b 2:80 63-28 White Hol 1164 Party Season 1163 Karabaiyn 1157 Steadied 11/16 10

87 1 2 41 1st 32 45 McCarron C J LB 116 b 3:90 73-23 Kessem Power 1164 Amerique 1131 Without Doubt 1131 Rank early, inside 7
 97 2 1 11 11 11 12 McCarron C J LB 116 b 2:50 84-14 Take A Left 1163 Mister Alleged 1130 Concordial 1145 Inside, held gamely 6
 85 5 4 43 51 54 46 McCarron C J LB 117 6:90 69-24 Kravis 1174 Andhelimviny 1173 Glob Performance 1174 4 wide into lane 6

84 2 6 71 71 71 65 Black C A LB 117 6:20 83-11 Mulattish 1211 Pirate's Gulch 1174 Hidden Source 1214 No late bid 8
 89 6 6 61 61 61 61 Black C A LB 116 3:10 96-10 Sharekann 1161 Sampras 1154 Take A Left 1163 Late bid outside 9
 90 5 10 104 115 104 97 Black C A LB 122 21:70 86-10 Marlin 1221 Rainbow Blues 1224 Devil's Cup 1221 5 wide 2nd turn 14
 91 11 10 104 65 75 12 Black C A LB 116 1:30 94-07 Take A Left 1163 Holiday Spirit 1161 Navadia 1112 Off slow, wide rally 11

84 2 6 71 71 71 65 Black C A LB 117 6:20 83-11 Mulattish 1211 Pirate's Gulch 1174 Hidden Source 1214 No late bid 8
 89 6 6 61 61 61 61 Black C A LB 116 3:10 96-10 Sharekann 1161 Sampras 1154 Take A Left 1163 Late bid outside 9
 90 5 10 104 115 104 97 Black C A LB 122 21:70 86-10 Marlin 1221 Rainbow Blues 1224 Devil's Cup 1221 5 wide 2nd turn 14
 91 11 10 104 65 75 12 Black C A LB 116 1:30 94-07 Take A Left 1163 Holiday Spirit 1161 Navadia 1112 Off slow, wide rally 11

WORKOUTS: Mar31 SA 51st 1:01 H 16/22 Mar17 SA 61st 1:16 H 21/28 Mar4 SA 51st 1:01 H 34/25 Feb27 SA 51st :37 H 31/2 Feb21 SA 71st 1:27 H 36 Feb10 SA 51st :51 H 27/27

Lifetime Record: 19 3 1 5 \$116,679

1998 3 0 0 1 \$9,000 Turf 19 3 1 5 \$116,679

1997 5 1 0 1 \$33,720 Wet 0 0 0 0

L 114 SA 1 6 0 0 2 \$17,580 Dist 1 5 0 0 2 \$16,920

Beau's Tribute

Own: Cardiff Suzanne

\$75,000

VALDIVIA J JR (122 20 6 13 .16) 1998: (118 10 .15)

19Mar98-7SA fm 1 1/2 @ :46 1:10 1:34 1:46 41 Alw 57000N3x
 19Feb98-5SA fm 1 1/2 @ :24 1:49 1:14 1:38 41 Clm 95000
 3Dec97-2Hol fm 1 1/2 @ :24 1:49 1:14 1:38 41 Alw ---s

17Aug97-42M fm 1 1/2 @ :23 1:46 1:09 1:40 31 San Mateo H51k
 20July97-30M fm 1 1/2 @ :24 1:48 1:12 1:43 31 Clm 90000
 26Apr97-3Hol fm 1 1/2 @ :24 1:46 1:09 1:34 41 Clm 62500

3Apr97-4SA fm 1 1/2 @ :46 1:10 1:34 1:46 41 Clm 62500

15Mar97-2SA fm 1 1/2 @ :23 1:47 1:11 1:36 41 Clm 80000

26Feb97-7SA fm 1 1/2 @ :24 1:48 1:12 1:35 41 Alw 57000N3x

2Feb97-6SA fm 1 1/2 @ :47 1:12 1:35 1:47 41 Alw 57000N3x

WORKOUTS: Mar11 SA 51st 1:00 H (4) 22 Mar4 SA 41st :50 H (4) 24 Feb12 SA 41st :37 H (4) 15 Jan28 SA 41st 1:14 H (4) 22 Jan22 SA 41st 1:15 H (4) 27 Jan15 SA 41st 1:04 H (4) 67

Ch. q. 6

Sire: Beau Genius (Gold Rockus)

Dam: Imbroc Girl (Rambling)

Br: Cardiff Suzanne (K)

Tr: Devereaux Joseph A (16 2 2 0 .13) 98: (19 2 .11)

86 3 4 41 41 41 51 Douglas R R LB 116 b 28:30 90-09 Rajoute 1167 Sankarung 1211 Brigravia 1181 Between lanes late 6
 86 5 8 71 95 105 105 Black C A LB 117 b 26:10 60-30 Kittys Link 1151 Top Glory 1171 Joy Of Glory 1166 Broke out, bit slow 10
 87 5 5 51 41 47 45 Desormeaux K J LB 115 b 5:00 60-34 Native Desert 1171 Puissant 1194 Dreamer 1225 Nrrally 5

95 1 5 54 53 31 24 Lopez A O LB 115 b 14:50 100-10 Dreamer 1184 Beau's Tribute 1154 Proud Danzig 1104 Second best 7
 92 3 2 21 42 41 33 Douglas R R LB 115 b 9:40 82-15 Dreamer 1171 Golden Post 1171 Beau's Tribute 1154 Inside, outfinished 4
 95 7 5 57 52 31 1st Douglas R R LB 116 b 2:70 92-05 Beau's Tribute 1164 Lynton 1161 House Of Blues 1164 4 wide 2nd turn 7

93 4 4 45 41 51 42 Douglas R R LB 116 b 13:30 89-11 Grand Selection 1161 Bat Ecclat 1161 Spectal 1181 Off bit slow 7
 90 1 8 81 81 81 81 Douglas R R LB 116 b 38:70 76-19 Joy Of Glory 1181 Turbo Fan 1164 Flying Marfa 1171 Bobbled start 8
 86 9 2 21 31 51 81 Douglas R R LB 116 b 29:30 81-13 King Chulumbol 1181 Mateo 1164 Top Glory 1162 Forced pace, weakened 9
 88 6 1 12 11 1st 94 Douglas R R LB 116 b 29:00 88-07 Mountain Bike 1171 Heistlaneg 1161 El Angelo 1181 Set pace, tired 12

86 9 2 21 31 51 81 Douglas R R LB 116 b 29:30 81-13 King Chulumbol 1181 Mateo 1164 Top Glory 1162 Forced pace, weakened 9
 88 6 1 12 11 1st 94 Douglas R R LB 116 b 29:00 88-07 Mountain Bike 1171 Heistlaneg 1161 El Angelo 1181 Set pace, tired 12

WORKOUTS: Mar11 SA 51st 1:00 H (4) 22 Mar4 SA 41st :50 H (4) 24 Feb12 SA 41st :37 H (4) 15 Jan28 SA 41st 1:14 H (4) 22 Jan22 SA 41st 1:15 H (4) 27 Jan15 SA 41st 1:04 H (4) 67

Lifetime Record: 32 4 6 1 \$166,380

1998 2 0 0 0 \$1,140 Turf 25 3 6 1 \$147,465

1997 9 1 1 1 \$51,600 Wet 4 0 0 0

L 114 SA 1 9 0 1 0 \$13,290 Dist 1 7 1 0 0 \$29,090

Canyon Crest

Own: Hudon Edmund A & Sharon

\$80,000

DESORMEAUX K J (361 69 69 46 .19) 1998: (337 65 .19)

14Mar98-7SA fm 1 1/2 @ :23 1:47 1:11 1:36 41 Clm 75000N3x
 19Feb98-5SA fm 1 1/2 @ :24 1:49 1:14 1:38 41 Clm 85000
 18Jan98-4SA fm 1 1/2 @ :24 1:49 1:14 1:38 41 Sensatnl Slr H114k

23Nov97-3Hol fm 1 1/2 @ :22 1:44 1:08 1:26 31 Gdn Trust H100k
 25Oct97-7SA fm 1 1/2 @ :23 1:48 1:13 1:38 31 Cal Cup Mile H175k
 14Sep97-12Fpx fm 1 1/2 @ :22 1:45 1:10 1:42 31 Phil D Shephard 50k

20July97-2Hol fm 1 1/2 @ :24 1:49 1:12 1:41 41 Khalid 181k
 13Jun97-5Hol fm 1 1/2 @ :23 1:47 1:10 1:34 31 Clm 100000N
 25Apr97-5Hol fm 1 1/2 @ :23 1:47 1:10 1:33 41 Blare O'Brien 76k

28Mar97-3SA fm 1 1/2 @ :47 1:11 1:35 1:47 41 Alw 57000N3x

WORKOUTS: Mar28 SA 41st :42 H 10/52 Mar4 SA 51st 1:01 H 20/44 Feb10 SA 51st 1:00 H 20/44 Jan13 SA 41st :39 H 7/10 Jan6 SA 51st :59 H 10/62

B. e. 6

Sire: Crystal Water (Windy Sands)

Dam: Corvetta (Don R.)

Br: Hudon Edmund A (Cal)

Tr: Bradshaw Randy (91 17 17 15 .19) 98: (84 17 .20)

95 1 1 1st 11 11 11 Desormeaux K J LB 116 b 2:70 91-10 Canyon Crest 1161 Screaming Don 1171 White Hot 1162 Inside, gamely 5
 94 8 2 2nd 1st 21 52 Douglas R R LB 114 b 6:10 61-30 Kittys Link 1151 Top Glory 1171 Joy Of Glory 1166 Inside duel 10
 85 1 12 12 12 12 105 Solis A LB 115 b 9:90 80-15 Ferliss Pirt 1121 Skywalk's Choice 1164 Goldigger's Orm 1154 Widest into lane 12

96 5 7 65 57 41 37 Douglas R R LB 116 b 7:30 96-08 Awsumb 1191 Mgn's Intreco 1237 Canyon Crest 1164 Bit awkward start, wide 7
 97 4 3 42 42 57 21 Douglas R R LB 116 b 9:30 70-20 Gastown 1201 Canyon Crest 1164 Skywalker's Choice 1151 Finished well 9
 87 4 5 65 64 81 81 Flores D R LB 117 b 3:70 92-08 Awesome Daze 1154 Screaming Don 1151 Redy To Order 1152 Inside, outfin 8

89 3 2 21 22 31 24 Flores D R LB 120 b 4:30 84-10 Gastown 1204 Canyon Crest 1204 Longfinner 1151 Game for 2nd 5
 97 7 4 41 41 1st Flores D R LB 116 b 7:60 91-12 Canyon Crest 1164 Golden Post 1194 Shitliff Flynn 1161 Split foes lane, gamely 7
 93 4 2 42 47 47 37 Douglas R R LB 118 b 6:40 93-10 Reality Changes 1221 Gastown 1224 Canyon Crest 1182 Rest of rest 7

95 6 3 31 31 22 31 Douglas R R LB 116 b 8:10 89-16 El Angelo 1161 Sharekann 1181 Canyon Crest 1162 Mild late bid 6

Lifetime Record: 30 5 8 7 \$350,655

1998 3 1 0 0 \$41,570 Turf 13 1 4 3 \$156,910

1997 9 1 3 3 \$131,260 Wet 3 1 2 0 \$42,600

L 118 SA 1 9 0 2 2 \$83,490 Dist 1 1 0 0 1 \$6,840

not 84

not 84

not 84

not 84

not 84

not 84

not 84

not 84

not 84

not 84

not 84

not 84

not 84

not 84

Broadway Beau

Own: Davidson D B & Dekenedicty George

\$80,000

BLACK CA (176 17 22 30) 1996: (164 18 11)

14Mar96-75A 1st 1/4 @ :23.4 :47.2 1:11.1 1:36.2 41 Clm 80000
20Feb96-75A gd 1/4 @ :48.4 1:12.4 1:38.2 1:53.4 41 Alw 60000N1x
16Jan96-75A 1m 1/4 @ :49.1 1:13.1 1:38 1:49.4 41 Alw 55000N1x

Previously trained by Walden W Elliott
12Oct97-8TP 1st 1/4 @ :48.1 1:13.1 1:38.2 1:50.3 31 Alw 39150Nc
Steaded 1/4 pole, forced out Placed 6th through disqualification.

15Nov97-5CD my 1 @ :22.4 :45.4 1:10.4 1:37.4 41 Alw 43900N4x
1Nov97-4CD y1 1/4 @ :25 :50.2 1:15.2 1:40.3 41 Alw 42900N4x
17Oct97-6Kee 1m 1/4 @ :24.1 :48.1 1:12.4 1:43.3 41 Alw 52380N5y
19Jan97-9CD 1m 1 @ :24.2 :47.2 1:12.1 1:36.1 31 Alw 63800N4x
31May97-7CD sly 1 @ :22.1 :45.2 1:11.1 1:37.2 41 Alw 57000N5y
15May97-9CD 1m 1/4 @ :48.2 1:11.4 1:36.2 1:48.1 41 Alw 52000N5y

WORKOUTS: Mar10 Hol 5f 1:00.1 H 2/13 Feb13 Hol 5f 1:01.1 H 15/25 Feb7 Hol 6f sly 1:19.1 H 2/2 Jan31 Hol 5f 1:04.1 H 7/7 Jan10 Hol 5f 1:13.1 H 5/10

Ch. h. 5

Sire: Beau Genius (Bold Rock)

Dam: Reen Dazzled (Broadway Forl)

Gr: Davidson Brian & Viney (Ky)

Tr: Morris Jeffery (4 1 0 1 25) 98: (4 1 25)

82 2 2 2nd 21 31 47 McCarron C J L B 116 b 3.90 84-10 Canyon Crest 116 1/4 Screaming Don 117 1/4 White Hol 116 1/4 Buried between foes 5
90 7 2 21 1st 21 61 Solis A L B 116 b 9.40 66-29 Falkenham 115 1/4 Game Play 116 1/4 Shanawil 116 1/4 Weakened late 8
86 4 2 21 21 47 67 Solis A L B 116 b 24.50 73-20 Storm Trooper 115 1/4 Rainbow Bls 115 1/4 Alvo Crlo 116 1/4 Forced pace, weakened 9

74 3 3 31 41 79 71 1/4 Madrid S O L B 116 b 11.40 66-31 Firecrest 116 1/4 Howlin Wolf 117 1/4 College Hill 114 1/4

83 3 3 41 41 48 41 Day P L B 116 b *70 76-20 Dixie's Home 113 1/4 Fugleman 115 1/4 Gning Far 116 1/4 Saved ground 6
90 5 3 41 47 21 22 Day P L B 116 b 2.90 63-29 Special Moments 114 1/4 Broadway Beau 114 1/4 Inkahal 115 1/4 Bid, second best 6
90 4 5 41 47 41 31 Martinez W L B 116 b 9.80 82-14 Jambalaya Jazz 116 1/4 Harghar 116 1/4 Broadway Beau 114 1/4 5 wide, slight gain 5

83 2 3 32 32 53 61 Day P L 120 b *1.80 82-15 Crimson Guard 120 1/4 Crimson Classic 110 1/4 Secret Luge 118 1/4 Inside, tired 8
99 4 6 41 21 104 13 Day P L B 116 b *1.90 86-21 Broadway Beau 118 1/4 Perry James 120 1/4 S'n Business 118 1/4 Driving clear 9
83 6 2 21 2nd 2nd 31 Albarado R J L B 116 b *1.50 88-07 Chorwon 120 1/4 Classic Banker 116 1/4 Broadway Beau 118 1/4 Bid, led, lived 8

83 6 2 21 2nd 2nd 31 Albarado R J L B 116 b *1.50 88-07 Chorwon 120 1/4 Classic Banker 116 1/4 Broadway Beau 118 1/4 Bid, led, lived 8

Lifetime Record: 22 4 2 4 \$231,924

1998 3 0 0 0 \$3,360 Turf 14 2 2 3 \$162,685
1997 8 1 1 3 \$65,043 Wet 2 1 0 0 \$18,623
Dist (i) 9 1 1 1 \$65,090

L 116

SA @ 2 0 0 0

Von Raven

Own: DeBruycker Lloyd

\$70,000

MCCARRON C J (196 38 27 17 20) 1996: (171 35 20)

7Mar96-15A 1m 1/4 @ :48.1 1:12.4 1:37.4 1:50 41 Clm 60000
11Feb96-25A gd 1/4 @ :47.1 1:12.1 1:37.4 1:50.2 41 Alw 46000N1x
15Jan96-75A 1m 1/4 @ :47.1 1:12 1:37.2 1:50.2 41 Alw 46000N1x

1Jan96-75A 1m 1 @ :24 :47.2 1:11.1 1:35.1 41 Alw 46000N1x
21Dec97-21Hol 1st 1/4 @ :22.2 :45.2 1:10.1 1:44 41 Alw 39300N1x
3Mar97-85A 1m 1/4 @ :47.4 1:11.3 1:36.3 1:49 41 Alw 46000N1x

16Feb97-75A 1m 1/4 @ :46.4 1:11 1:34.1 1:46.4 41 Alw 46000N1x
23Mar96-8Hol 1m 1/4 @ :23.4 :47.4 1:11.4 1:42.1 41 Alw 43000N1x
12Apr96-75A 1m 1 @ :21 :47 1:12 1:38.4 41 Alw 46000N1x

27Jul96-50mr 1m 1/4 @ :48.2 1:12.4 1:37.1 1:49.4 Alw 46000N1x

WORKOUTS: Mar21 SA W 1:48.1 H 19/4 Mar5 SA W 1:39.2 H 23/24 Feb5 SA W 1:52.1 H 28/37

Ch. h. 9.4

Sire: Silver Hawk (Roberto)

Dam: Abramchka Tree (Thatchling)

Gr: Moss Mr & Mrs Jerome S (Ky)

Tr: Sadler John W (85 9 16 13 10) 98: (86 10 12)

95 7 4 31 41 21 121 Solis A L B 115 7.40 79-18 Von Raven 115 1/4 Party Season 116 1/4 Fawn 117 1/4 Gamely kicked clear 7
88 2 6 61 61 47 41 Douglas R R L B 118 5.50 74-25 Siouxrouge 115 1/4 Silver Widel 117 1/4 F mimag 117 1/4 Saved ground to lane 8
89 4 5 51 61 51 31 Douglas R R L B 118 7.30 75-23 Fabulous Guy 117 1/4 Generous Gift 117 1/4 Von Raven 118 1/4 Late bid outside 8

89 8 8 91 61 64 41 Douglas R R L B 118 10.40 80-15 Capital Gains 118 1/4 Dismissed 116 1/4 Fabulous Guy 117 1/4 Late bid outside 10
67 3 5 51 41 41 41 Douglas R R L B 120 6.70 63-16 Ready Fiddle 119 1/4 Ruth's Protege 115 1/4 Fabulous Guy 117 1/4 No rally 5
85 9 7 81 81 91 61 Solis A L B 118 *3.00 81-17 Lago 118 1/4 Pried Fighter 121 1/4 Kravis 118 1/4 Swide 2nd turn 10

88 10 8 71 71 71 21 Solis A L B 118 3.60 84-01 Mufattish 117 1/4 Von Raven 118 1/4 Rash Reality 120 1/4 Lacked room into lane 10
88 4 7 71 61 41 31 Sorenson D L B 120 8.40 86-11 Boiserie 120 1/4 Arinthnd 122 1/4 Von Raven 120 1/4 Finished well 10
83 1 7 71 71 71 31 Sorenson D L B 118 7.30 73-21 Miswaki Delight 116 1/4 Biggenqr 113 1/4 Von Raven 118 1/4 Wide 1/4, split foes 9

79 8 5 61 71 61 51 Solis A L B 117 13.00 82-16 House Of Blues 115 1/4 Deydmar 120 1/4 Hidden Source 117 1/4 No late bid 9

Lifetime Record: 14 2 2 3 \$83,140

1998 4 1 0 1 \$41,040 Turf 11 2 2 3 \$81,240
1997 3 0 1 0 \$11,300 Wet 0 0 0 0
SA @ 7 1 1 2 \$57,140 Dist (i) 5 1 1 1 \$30,000

L 112

Also Eligible :

Pass Me the Gold

Own: Bresciani Al

\$78,000

GUTIERREZ G R (17 0 2 1 00) 1996: (18 1 36)

16Feb96-75A gd 1/4 @ :50 1:15.4 2:05.4 2:29.4 41 S'nL Obispo H-G2
17Jan96-15A 1m 1/4 @ :50.1 1:16.1 1:40.2 2:04.3 41 Tiller 56k

Lugged out, steadied 2nd turn, weakened
14Dec97-40Hol 1m 1/4 @ :49 1:13.4 1:38.3 2:03 31 Clm 50000
6Nov97-78M 1m 1/4 @ :23.1 :47.3 1:12 1:43.4 31 Alw 36160N2x

19Oct97-88M 1m 1/4 @ :47 1:12 1:37.2 1:47.4 31 Alw 32850N1x
28Sep97-58M 1m 1/4 @ :22.4 :47.1 1:12 1:43.4 31 Alw 31650N1x
1Sep97-68M 1m 1 @ :21 :47 1:12 1:37 31 Alw 31800N1x

Bumped, bobbled upper stretch
11Aug97-58M 1st 1 :23 :46 1:10.2 1:35.4 31 Clm 8000N2x
25Jul97-43SR 1st 1 :23.4 :47.1 1:11.3 1:38 31 Clm 6250N2x

Previously trained by Trece Charles S

31Mar97-9Hol 1st 1/4 :45.1 1:10.3 1:36.4 1:50 41 Clm 9000

WORKOUTS: Mar17 Fpx 1st 1:45.1 H 1/1 Feb12 DM W 1:51.1 H (4) 5/6 Feb7 DM W 1:19.1 H 3/2 Jan31 DM W 1:42.1 H 10/21 Jan13 DM W 1:16.1 H 2/4 Jan7 DM W 1:43.1 H 7/9

N. o. 6

Sire: Bolden Act (Gumma)

Dam: Pass Me the Hearts (Ruckpawer)

Gr: Jhazze Strides (Cal)

Tr: Smith John R 1:36 (6 3 50)

84 1 2 2nd 31 41 41 Espinoza V L B 111 1b 40.90 64-25 Bienvenido 115 1/4 Prize Giving 116 1/4 Callisthene 115 1/4 Bid, weakened 6
82 1 1 11 47 65 74 Flores D R L B 112 1b 31.30 61-28 Lord Cromby 118 1/4 Belgravia 118 1/4 Tru Story 116 1/4

91 3 2 21 21 31 31 Flores D R L B 116 1b 9.20 74-16 Kazabaiyn 114 1/4 Yuste 116 1/4 Pass Me The Gold 116 1/4 Stalked, held bid 7
90 4 5 41 31 104 21 Lopez A D L B 119 1b 8.30 84-10 Gabo King 119 1/4 Pass Me The Gold 119 1/4 Gap Ranger 116 1/4 Wide trip 5

82 1 4 31 31 104 104 Raze R A L B 120 1b 3.10 80-12 Pass Me The Gold 120 1/4 Poona Khan 116 1/4 Bijan Silk 116 1/4 Closed gamely 9
80 4 6 52 41 31 31 Delgadillo A L B 120 1b 3.70 83-06 Holter Ha 120 1/4 Starzaam 120 1/4 Pass Me The Gold 120 1/4 Even late 8
80 6 7 64 41 51 44 Delgadillo A L B 120 1b 11.90 85-12 Manilasterre 120 1/4 Kid Srednas 120 1/4 Chocolate High 120 1/4

80 1 5 51 42 11 11 Martinez O A Jr L B 117 b 7.50 96-07 Pss Me The Gold 117 1/4 Roberts Rlity 117 1/4 Chiff'n 117 1/4 Lost whip midstretch 7
76 7 8 81 61 61 24 Martinez O A Jr L B 120 b 16.30 83-12 Prefct Motion 120 1/4 Pss M Th Gld 120 1/4 Cnci Whn Cls 120 1/4 Extremely wide rally 10

69 6 8 712 810 710 710 Straight S K M L B 104 b 44.00 65-24 Kluggie 116 1/4 Olanthe 116 1/4 Spectal 119 1/4 No response 10

Lifetime Record: 16 3 2 3 \$59,845

1998 2 0 0 0 \$12,000 Turf 7 1 1 2 \$48,920
1997 14 3 2 3 \$47,845 Wet 0 0 0 0
SA @ 2 0 0 0 \$12,000 Dist (i) 1 1 0 0 \$18,150

L 112

TRACKMASTER

EQUALIZED, NORMALIZED AND ADJUSTED

ML=15/1

4 MEGAWING AGE=8

L DAYSTRK RCODEISTS

1 37SA 7FM 8.0T

2 50SA 5WF 8.0D

3 77SA 4FM 6.5T

4 100SA 7FM 8.0T

5 162SA 7FM 8.0T

6 184SA 4FM 8.0T

7 228DMR 2FM 9.0T

8 242DMR 6FM 8.5T

9 258HOL 1FM 8.5T

A 283HOL 3FT 6.5D

B 555FPX 8FT 6.0D

C 560FPX 9FT 6.5D

1STC	2NDC	FINC	BL1	BL2	BLS	BLF	SR	PR
48.1	112.0	148.3	0.00	0.00	1.00	2.60	80	90
48.0	111.1	147.4	0.00	0.00	0.00	0.00	88	89
47.4	112.3	150.1	2.80	4.20	3.80	4.10	70	94
47.1	111.1	147.4	2.00	0.15	0.20	1.80	85	89
48.2	112.3	148.2	2.00	0.15	0.50	2.60	81	95
48.1	112.0	148.0	2.00	0.50	0.00	0.00	86	87
48.3	112.3	148.1	1.00	0.50	4.50	6.10	78	89
47.1	111.0	148.0	0.15	0.15	0.50	0.20	86	87
48.1	112.0	148.2	1.50	2.50	1.50	0.00	84	86
46.3	110.3	148.1	1.00	2.10	3.00	3.60	81	81
45.4	110.4	148.1	8.50	1.60	1.50	0.80	84	85
46.1	110.3	148.1	3.50	3.50	3.00	0.00	84	84

SAB405 1 6.0 D CL 1 \$14,000 CP=\$12,500 PR=88 PFI=110.38 TC=1
LATE/EARLY DIFFERENCE GRAPH

#	PN NAME Ld N I	LATE	EARLY	TOTAL	R
X 1	1 UARLE4	10.8	S	177.00	1
X 2	2 RUBIN2	20.0	P	177.00	1
3	3 SHANTIX	1.4		174.45	2
4	6 I CAN4	0.9		171.70	4
X 5	7 BEEP 1	25.8	W	174.20	3

SAB405 2 6.0 D MC 3 \$19,000 CP=\$32,000 PR=76 PFI=110.98 TC=1
LATE/EARLY DIFFERENCE GRAPH

#	PN NAME Ld N I	LATE	EARLY	TOTAL	R
1	3 RIPARI	4.9		166.90	4
X 2	5 SLEW 1	20.1	W	172.70	2
3	7 MY AN2	-0.7	S	177.50	1
4	8 FAR'SI	5.5		168.50	3

Place Horse - FTS

SAB405 3 8.0 D CL 1+ \$55,200 PR=84 PFI=136.60 TC=1
LATE/EARLY DIFFERENCE GRAPH

#	PN NAME Ld N I	LATE	EARLY	TOTAL	R
1	1 AVENA2	5.5		174.50	3
2	2 MISS 2 1	4.0		172.20	6
3	3 BETRA1	-1.0		176.00	2
4	4 ESTRE2 1	3.3	P	173.50	5
5	5 CRIS 2	3.0	W	179.00	1
6	6 SHIFT2	8.9		173.90	4

SAB405 4 9.0 D CL 1+ \$62,720 CP=\$80,000 PR=90 PFI=148.56 TC=1
LATE/EARLY DIFFERENCE GRAPH

#	PN NAME Ld N I	LATE	EARLY	TOTAL	R
1	1 ANDTH5	-28.0		185.00	3
2	4 MEGAW4	-7.0	W	187.70	1
3	3 PARTV1 1	-14.0		181.00	6
4	6 TAKE 1	-19.1		187.50	2
5	8 CANYO2	-10.0		182.60	5
6	10 VON RI 1	-18.0		184.00	4

SAB405 5 6.0 D MC 3 \$19,000 CP=\$32,000 PR=76 PFI=110.98 TC=1
LATE/EARLY DIFFERENCE GRAPH

#	PN NAME Ld N I	LATE	EARLY	TOTAL	R
1	2 HUDDL3	11.0		168.00	3
2	4 TENIN1	20.2	P	172.50	1
3	8 EASTOI	9.8	W	172.20	2

SAB405 6 6.0 D CL 1+ \$41,440 CP=\$40,000 PR=87 PFI=109.33 TC=1
LATE/EARLY DIFFERENCE GRAPH

#	PN NAME Ld N I	LATE	EARLY	TOTAL	R
1	1 INNOV4	19.8	W	184.00	2
2	2 LLOYD2	6.3		186.70	1
3	3 SYCAM1	3.3		181.50	5
4	5 PARAM3	14.5	P	183.20	4
5	6 COLD 1	19.5	S	183.50	3

Those are the E-L diff charts. It was up to me to watch Race 1 and see which dominated, Early or Late. I guessed EARLY and even put \$3 on the EARLIEST horse in Race #1, BEEP ME. It only paid \$6.20 but it was the EARLIEST of the Early. To see if that was fluke or a trend, I went as high as \$5 on SLEW O WAR, also the Earliest of the Early. It won at \$6.40. I became short-term master of the one-horse bet.

A lot of first time starters in Race #3. We had the \$3 winner on top but passed the race. All in-the-money finishers ran EARLY.

Note that the other races we stayed for all ran *other than LATE*, Now we come to the 4th race where we find ourselves with a serious OVERLAY. Note MEGAWING'S E-L Difference. This is 9 furlongs on the TURF, so we expect all contenders to show LATE dominance. But look, MEGAWING is the least LATE of all contenders; EARLY by comparison. So the beat goes on. Here is how the race sets up by using MEG'S 4th line back, ranking it SECOND.

TRACK MASTER DOWNLOAD
SA0405 4 9.0 T CL 4+ \$62,720 CP=\$80,000 (PR=90)
04-05-1998 10:24:25 AM

BOTTOM LINE -- BETTING LINE

PNCNAME	Ld	SR	PR	BAL	LS	ODDS	TRKDISTS	M/L	DAYS	AGE	
6 TAKE 1		88	89	3	23.1	EVEN	SA 8.0T	5/1	15	5	1
(4) MEGAW4		88	(89)	5	19.8	2-1	SA 8.0T	15/1	37	(8)	1
1 ANDTH5		85	89	8	18.5	5-2	SA 9.0T	6/1	17	5	1
10 VON R1		84	89	8	15.4	7-2	SA 9.0T	9/2	29	6	1
8 CANYO2 ^{#1}		83	90	8	10.0	5-1	SA 8.0T	8/1	22	6	1
5 PARTY1		81	89	10	6.0	9-1	SA 9.0T	7/2	29	7	1

*MAYBE WHY
THE PUBLIC
DIDN'T LIKE*

W \$30⁴⁰

SYNTHESIS POWER RANKINGS AND FRACTALS

#	PNCNAME	LdNT	SR	L T		PRIM								SUPP								FRACT			ESP	SCBL
				S	O	E	L	C	T	H	F	F		S	F	E	T	T				E	L	N		
1	1 ANDTH5		85	1	6	6	1	3	5	1	1	4	21	3	3	4	2	3	4	16	3	4	3	2	LAT	5.0
2	4 MEGAW4		88	3	2	1	6	1	2	3	3	(2)	18	2	2	2	3	2	2	11	2	1	2	4	SUS	
3	5 PARTY1	1	81	6	5	3	5	6	3	4	6	6	33	5	6	6	6	6	6	30	6	6	6	6	SUS	3.0
4	6 TAKE 1		88	4	1	2	2	2	4	(2)	(2)	(1)	15	(1)	1	1	1	1	1	5	1	2	1	1	LAT	3.0
5	8 CANYO2		83	5	4	5	4	5	6	5	5	3	33	5	5	3	5	5	5	23	5	3	4	3	LAT	5.0
6	10 VON R1	1	84	2	3	4	3	4	1	(2)	4	5	23	4	4	5	4	4	3	20	4	5	5	5	LAT	3.0

FRACTALS WEIGHTED: E=Early L=Late N=Normal

Those who, like Shane and myself, used the SECOND line back got this. Ranking MEG First!

SA0405 4 9.0 T CL 4+ \$62,720 CP=\$80,000 PR=90

BOTTOM LINE -- BETTING LINE

PN	CNAME	Ld	SR	PR	BAL	LS	ODDS	TRKDISTS	M/L
W 4	MEGAW2		88	89	3	22.5	EVEN	SA 8.00	15/1 ^{30.40}
7	BEAU'1		86	90	3	21.0	8-5	SA 9.0T	15/1
6	TAKE 2		84	89	7	17.4	5-2	SA 9.0T	5/1
4	MEGAW4		85	89	7	16.3	3-1	SA 8.0T	15/1
10	VON R1		81	89	12	7.8	8-1	SA 9.0T	9/2
1	ANDTH3		83	90	14	4.0	12-1	SA 8.0T	6/1
9	BROAD2		75	93	17	2.0	20-1	SA 9.0T	15/1
5	PARTY1		79	89	15	1.0	20-1	SA 9.0T	7/2
8	CANYO2		76	90	18	1.0	20-1	SA 8.0T	8/1
2	EGIPC2		72	93	15	0.0	20-1	SA 9.0T	8/1
4	MEGAW1		80	90	12	0.0	20-1	SA 8.0T	15/1

SYNTHESIS POWER RANKINGS AND FRACTALS

##	PNCNAME	LdNT	SR	B L T			PRI	SUP	FRACT			ESP	SCBL	PRIM												SUPP			
				A	S	O			E	L	N			R	P	P	T	H	F	F	S	F	L	T	T	P	P	P	P
1	1 ANDTH3		83	14	2	7	6	6	5	6	8	SUS	1.0	5	8	5	8	6	6	5	5	8	5	7	9	9	7	9	9
2	2 EGIPC2		72	15	7	9	Y	9	X	8	6	LAT	6.0	Y	X	Y	6	8	X	9	9	9	7	9	6	6	6	6	6
3	4 MEGAW1		80	12	X	6	7	7	6	7	7	SUS	3.0	6	9	7	7	7	6	9	6	X	6	6	6	6	6	6	6
4	4 MEGAW2		88	3	8	1	1	2	3	2	3	SUS	1.0	1	3	1	1	1	1	4	4	4	4	4	4	4	4	4	4
5	4 MEGAW4		85	7	3	3	4	4	2	4	4	SUS	1.0	2	7	3	4	4	4	3	4	3	4	3	4	3	4	3	4
6	5 PARTY1	1	79	15	Y	8	8	9	8	9	9	SUS	4.0	8	6	8	5	5	8	X	8	X	9	8	8	8	8	8	8
7	6 TAKE 2		84	7	4	4	3	3	4	3	2	LAT	3.0	7	1	4	7	2	2	2	3	2	3	4	3	4	3	4	3
8	7 BEAU'1		86	3	6	2	2	1	1	1	1	LAT		3	4	2	3	3	3	1	2	1	2	1	1	1	1	1	1
9	8 CANYO2		76	18	9	Y	9	8	9	X	X	LAT	7.0	X	5	9	9	9	9	7	8	7	6	Y	X	Y	X	Y	Y
10	9 BROAD2		75	17	5	X	X	X	9	Y	Y	S/P	1.0	4	Y	X	2	X	Y	Y	7	Y	Y	X	Y	Y	Y	Y	Y
11	10 VON R1	1	81	12	1	5	5	5	7	5	5	LAT	4.0	9	2	6	2	1	5	8	5	8	5	7	5	7	5	7	5

FRACTALS WEIGHTED: E=Early L=Late N=Normal

SA0405 4 9.0 T CL 4+ \$62,720 CP=\$80,000 PR=90 PFT=148.56

BOTTOM LINE -- BETTING LINE

PN	CNAME	Ld	SR	PR	BAL	LS	ODDS	TRKDISTS	M/L
4	MEGAW2		88	89	3	23.5	→EVEN	SA 8.00	15/1 ^{30.40}
6	TAKE 2		84	89	6	21.4	8-5	SA 9.0T	5/1
7	BEAU'1		86	90	3	21.3	8-5	SA 9.0T	15/1
10	VON R1		81	89	9	11.0	5-1	SA 9.0T	9/2
1	ANDTH3		83	90	10	11.0	5-1	SA 8.0T	6/1
5	PARTY1		79	89	11	4.0	12-1	SA 9.0T	7/2

SYNTHESIS POWER RANKINGS AND FRACTALS

##	PNCNAME	LdNT	SR	B L T			PRI	SUP	FRACT			ESP	SCBL	PRIM												SUPP			
				A	S	O			E	L	N			R	P	P	T	H	F	F	S	F	L	T	T	P	P	P	P
1	1 ANDTH3		83	10	2	5	5	5	4	5	5	SUS	1.0	3	6	4	6	5	5	4	5	4	5	4	5	4	5	4	5
2	4 MEGAW2		88	3	5	1	1	2	2	2	3	SUS	1.0	1	3	1	1	1	1	3	1	3	2	2	2	2	2	2	2
3	5 PARTY1	1	79	11	6	6	6	6	6	6	6	SUS	4.0	5	5	6	4	4	6	6	6	6	6	6	6	6	6	6	6
4	6 TAKE 2		84	6	3	3	3	3	3	3	2	LAT	3.0	4	1	3	5	2	2	2	2	2	1	3	3	3	3	3	3
5	7 BEAU'1		86	3	4	2	2	1	1	1	1	LAT		2	4	2	3	3	3	1	3	1	3	1	1	1	1	1	1
6	10 VON R1	1	81	9	1	4	4	4	5	4	4	LAT	4.0	6	2	5	2	1	4	5	4	5	4	5	4	5	4	5	4

FRACTALS WEIGHTED: E=Early L=Late N=Normal

9633—FOURTH RACE. 1 1/2 Miles Turf. Purse \$62,720. 4-year-olds and up. Claiming price \$80,000-70,000.

Index	Horse and Jockey	Wt.	PP	ST	1/4	1/2	3/4	Str.	Fin.	To \$1
9398	Megawing, I Puglisi	118	4	1	1 1/2	1 1/2	1 1/2	2 1/2	1 1/2	14.20
9339	L'Africain Blue (Fr), B Blanc	116	3	3	22	21 1/2	21	1hd	22	8.50
9491	Broadway Beau, C Black	117	9	7	7 1/2	6 1/2	6 1/2	3 1/2	3no	27.20
(9491)	Canyon Crest, K Desormeaux	118	8	6	6hd	8hd	8 1/2	5 1/2	42	5.90
9517	And the Invisaseasy, J Steiner	116	1	2	3hd	4 1/2	5 1/2	4 1/2	53	10.60
9442	Party Season (GB), G Stevens	115	5	10	8 1/2	9 1/2	9	6 3/4	64	3.80
9259	Egipcio (GB), F Alvarado	116	2	4	4 1/2	3 1/2	3hd	8 1/2	7nk	18.70
9517	Beau's Tribute, J Valdivia Jr	114	7	9	3 1/2	7 1/2	7hd	9	8 3/4	14.40
9531	Take A Left (GB), R Douglas	114	6	5	5 1/2	5hd	4hd	7hd	9	4.00
(9442)	Von Raven, C McCarron	115	10	8	10	10	lame	dnf		4.00

Scratched — Pass Me The Gold.

4—MEGAWING30.40 15.40 10.40

3—L'AFRICAIN BLUE8.60 8.40

9—BROADWAY BEAU17.20

Off: 2:09 Time: :24.1 :48.3 1:13 1:38 1:50 2/5, Track: Cloudy Good. Winner-dbb.g.8

Wing Out-Megawise Tr-Paul G Aguirre Own-AI Priest. Mutuel Pool \$412,381.80

Regardless of the line used. Meg wins and pays \$30.40-\$15.30-\$5.00.

Our own accomplishments are not as important as those of clients. Here's one of which I'm proud.

Hi Doc,

Just received Synthesis about two weeks ago and I thought you would like to see the results from 20 races. I download from TrackMaster. I used the line with the top speed rating from the last three lines from pacelines and details. All lines are equalized, normalized and adjusted and then I go to super screen. This is where I hide any horses sometimes down to three but most of the time to four or five. I was betting \$40.00 to win on the top horse on the Bottom Line Betting Line and sometimes the top two when odds allow. I'm looking at my records and see TOT, CPR, TS, TPP are winning. Went to Santa Anita 3/24. Much better card. Bottom Line Betting Line went 7 out of 8 top three choices. 5 out of 8 top two choices. Only had room for the first five races. Results to top Bottom Line Betting Line. 12 top two. 16 top three. Didn't bet Bay Meadows first race 3/19. Maiden Turf. I want to thank you for Synthesis. Love everything together and the results most of all. Thank you for making me a winner in the last two years.

Thank you,

George Firestine

WON \$1,482.40

BET \$ 800.00

+ \$682.40

