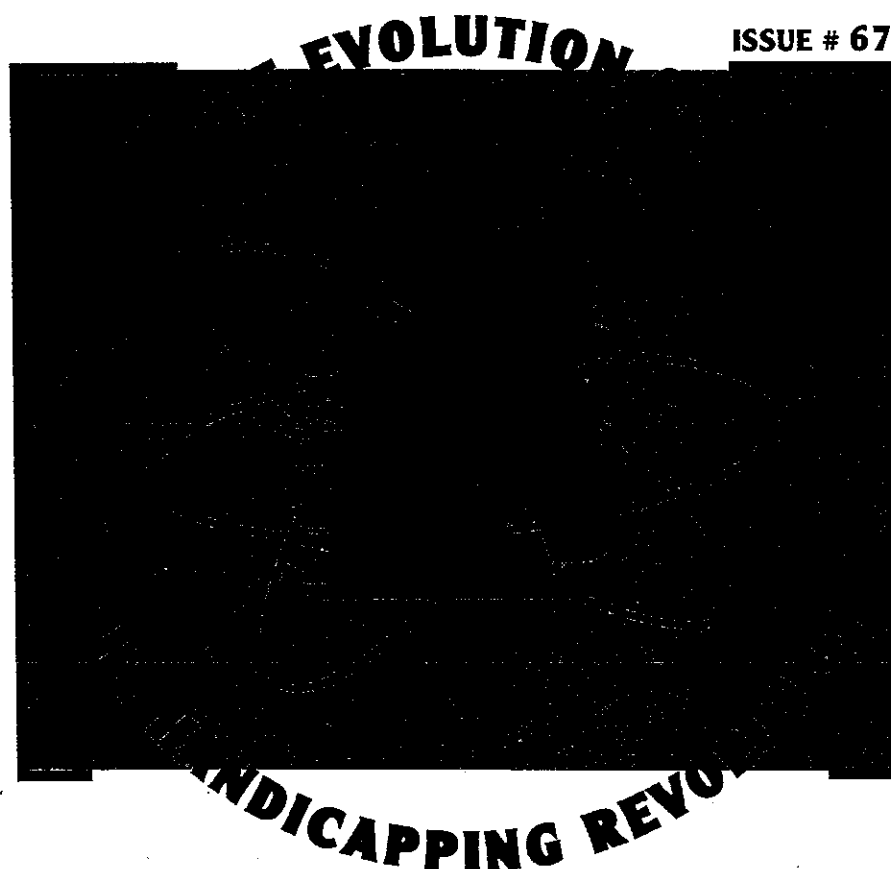


# The FOLLOW UP

with Howard G. Sartin, Ph.D.



## *12th Anniversary Issue*

Publisher's Desk	1
On Line with Shane	5
Using A Daily Variant of No More Than 10	8
How To Make Your Own 3 Year Best	9
There Used To Be A Racetrack...	10
A Happy New Year's Day at Santa Anita by Al Cristafano	11
Keeping Records	17
Vox Populi	33
Psychology of Winning	37
Automatic Features in TrackMaster Download	42
The TrackMaster Download Program by Guy Wadsworth	49
Money Matters	53
Synthesis Client Reports	55
Anatomy of a NO Problem Race	65

The FOLLOW UP is published six (6) times a year by O. Henry House, Inc. in conjunction with the Inland Empire Institute. Subscription price is \$72 per year third class mail and \$87 per year first class & Canadian mail, other foreign subscribers: \$100/year. Back issues are available for \$12.50 each. California residents add 7.75% sales tax. If you have any problem with your subscription or have a change of address, please contact O. Henry House at the address below. All information in this publication is for informational purposes only.

# The FOLLOW UP

**O. HENRY HOUSE, INC.**  
**1390 E. 6TH STREET, STE 5**  
**BEAUMONT, CA 92223**

**909-845-5907**

between 1 and 3 PM Pacific time

Please send all correspondence to this address. This includes submission of material for publication consideration, letters, opinions, comments - whatever.

Thank you,  
O. HENRY HOUSE, INC.

## STATEMENT OF POLICY

The Sartin Methodology is based in Psychotherapy and its goals are NOT directed toward fostering the illusions or delusions of gamblers seeking magic solutions for picking winners. We are primarily a healing arts organization dedicated to providing an alternative solution to mainstream psychiatry's prescription of total abstinence for non-winning handicappers. Our slogan is - and always has been -

**"THE CURE FOR LOSING IS WINNING"**

**O. HENRY HOUSE, INC.**  
**PIRGO**  
**THE SARTIN**  
**METHODOLOGY**  
1390 E. 6TH STREET #5  
BEAUMONT, CA 92223



© 1998 O. HENRY HOUSE, INC.

All right reserved. No part of this work may be reproduced or transmitted in any form or by any means, electronic or mechanical, including photocopying and recording, or by any information storage or retrieval system, except as may be expressly permitted by the 1976 Copyright Act or in writing from the publisher. Past Performance and Results charts copyrighted by Daily Racing Form, Inc.

FROM THE  
**Publisher's  
Desk**

Howard G. Sartin Ph.D

Even with the passing of the weeks since Christmas, I'm still shrouded in the warm glow of your many personal holiday messages and abundant gifts. They came from throughout the U.S. and Canada and, to our west, as far away as Australia and points in Asia. To our east from the United Kingdom. These wonderful kinds of exchanges are rare enough to be virtually unique when they come *from* the purchaser *to* the seller. It means so much to me and all of us here who labor to help clients develop a winning attitude and ultimately become winners in life, as well as at the races.

From the bottom of our hearts we send you our deepest gratitude



TWELFTH ANNIVERSARY issue of the Follow Up. Sixteen years since that Gambling Times article shoved me unwittingly in this occupation. Over that time period the Methodology has spawned a host of clients who in turn have become handicapping icons, authoring books and promoting concepts seeded in the Methodology. I have the dubious honor of having created the most imitated procedure in recent history. Some of those imitators suffered the pangs of guilt which, through a predictable quirk in human nature, caused them to turn viciously against me.

Guilt-laden people have done this from the time of Genesis on.

On the bright side I was honored by gaining the respect and friendship of many others, including the one true icon in our field: Tom Ainslie.

For sixteen of those 23 years I've been praised and revered by those accepting my efforts to help them, and also subjected to the harshest of criticism and cruel, unwarranted self-serving lies and slander from a few who apparently, for some strange reason, feel threatened by my very existence.

"That's life, that's what all the people say. Ridin' high in April, shot down in May."— and then in October of 1997, finding that—

"Funny as it may seem, some people get their kicks stompin' on a dream." \* Here's something extracted from the internet that shows what I mean:

**Subject: What Works?!**

**Date:** Tue, 02 Dec 1997 00:00:00 GMT

**From:** available@uprr.com

"After downloading and reading the last few issues of Barry Meadow's newsletter containing long exposes of everything from Phillips Racing Newsletter to Howard Sartin and Gibbs Odds Line -I wrote Barry asking why he didn't feature handicapping methods that work instead of those he claims do not. Barry replied: BECAUSE THERE AREN'T ANY! "

THERE AREN'T ANY? NOTHING WORKS? No need to subscribe to 12 issues of a \$99, 18 page newsletter telling us this. Just go to Gambler's Anonymous or the nearest fundamentalist preacher, psychiatrist or psychologist and you can get the same tired old theme; one based on ignorance of what is possible.

\* That's Life. @1966 D. Kay-K. Gordon. Warner Music.

The shame of contemporary handicapping as we approach the millennium is a lack of creativity and optimistic foresight. On the one hand we have a plethora of entrepreneurs selling pirated methods and on the other, a person charging healthy sums to tell us "Nothing works."

Archaeological evidence and other historical records from ancient ruins show that human beings have aspired to win at the races since the time of King Suppiluliumas of Mitanni, a country later known as Cappadocia, which flourished about 1350 B.C. Later inscriptions from ancient Rome, some still visible on a wall in Pompeii, show that handicapping and tips on picking winners of horse races were a part of the culture of the Roman Caesars.

From the days of old King Supp, through ancient Rome, Britain's middle ages, colonial America right to the present, men and women have sought the elusive answer to picking winners. For some it was and is only an elusive dream. For others it is a dream turned into reality. Ask some of those Vox Pop contributors.

Elusive or real, NOBODY has the right to STOMP on a DREAM!

Reminds me of the kind of guy we all know who hates women; says they're all deceitful, because one dumped him. Perhaps this man who insists that there aren't ANY procedures that work, got similarly dumped by his handicapping efforts. I don't know why. He's written several books telling others HIS secrets of winning and he has a regular service rating the win potential of selected horses. He has placed big ads in the Daily Racing Form and American Turf Monthly proclaiming himself as the RALPH NADER of Handicapping out to write alleged EXPOSES of his competitors, which means everybody else in the field. Hmmm. I guess that's one way to get ahead. BUT..Is Ralph Nader now manufacturing and SELLING automobiles?

Free speech aside, I think there are enough negative pressures on handicappers from virtually every socially approved source; telling us that horse race "gambling" is a pastime for wastrels, without having it come from someone who apparently still makes a good living by showing others how it can be done.

Negativity, slander and irresponsible muck-raking have always been lucrative fields. I guess there's more profit in becoming the NATIONAL ENQUIRER of handicapping than there is in

dedicating your efforts to helping people realize their dreams.

Through it all we must never lose sight of the fact, sad though it may be: **Our parimutuel profits are made possible** only by the ignorance of the kinds of people who denigrate our concepts and procedures. Without those 95% who LOSE, there would be little for us to WIN!

---

## SOMETHING TO DO BETWEEN RACES

Four time Emmy nominee, feature film writer par excellence, and Follow Up contributor, Peter Tolan, only writes as a hobby, something to do between races; or, more accurately, between handicapping sessions. While he makes a little more money through Hollywood's inflated wage structure, he makes more from handicapping with Synthesis (which now includes his favorite readouts from Quad-Rater) than I ever have. I guess when you've got it, you've GOT IT!

Peter is credited as Creator and Executive Producer of the new Monday night CBS show: STYLE & SUBSTANCE. A half hour sitcom runs about 24 minutes. Peter's show gives credits, beside his two, to a Producer, 2 Co-Producers, an Associate Producer, a Co-Associate Producer and a Co-Executive Producer. These are in addition to Writer, Director and Cast credits. I hope at least one of these assistants is in charge of the laugh machine.

Incidentally we've had a lot of comments praising Peter's Follow Up article. He writes these articles by himself with no co or associates.

---

I have slightly revised the Pace Launcher/SYNTHESIS Wagering Decision Chart. In the original, the Summary lines for each BL category was centered one to the right of the BL columns. This created some confusion when determining the 1 through 4 Summaries. Here's the **new chart** (next page). I hope you'll all use it and send me your reports. Again I must remind you that if at *least* 85% of all winners are not in your TOP 4, the fault is not in your stars but in yourself. Review your contender-paceline choices. Are YOU following the guidelines published in the Follow Up since issue #58???

If not, I hope you'll set aside whatever prejudices you have against winning, as opposed to following archaic myths, and start sending in reports equal to or better than the ones published in this issue.

It really pleases me that most of the winning races in this issue were done not by myself or Shane but by clients. I think that publishing the efforts of clients enjoying success is far more important than displaying our own success. This is also the reason for Vox Populi.



## DEPARTMENT OF STRANGE BUT TRUE

In Handicapping, what you THINK you DO know  
is far MORE dangerous than what you DON'T know...

# WIN

## PACE LAUNCHER ~ SYNTHESIS WAGERING DECISION CHART

RACE	#1 BL/BL		#2 BL/BL		#3 BL/BL		#4 BL/BL		Best P.C.	Best S.C.
	\$\$\$	BAL	\$\$\$	BAL	\$\$\$	BAL	\$\$\$	BAL		
1	\$									
2	\$									
3	\$									
4	\$									
5	\$									
6	\$									
7	\$									
8	\$									
9	\$									
10	\$									
11	\$									
12	\$									
13	\$									
14	\$									
15	\$									
16	\$									
17	\$									
18	\$									
19	\$									
20	\$									

### SUMMARY

#1 WINS	#2 WINS	#3 WINS	#4 WINS
AVE. \$ _____	_____	_____	_____
AVE. BAL. _____	_____	_____	_____
COMMENTS _____			

ON LINE  
with Shane

SHANE'S TECH SUPPORT PHONE

909-845-1728

HOURS (Pacific time) • Monday thru Friday:

10 AM to 12 Noon and again from 3:10 - 4:10 PM

E-MAIL: [shane@discover.net](mailto:shane@discover.net)

### ***3 YEAR BEST TIMES ~ NEW TRACKS***

A number of clients have called concerning new tracks. The most recent being Lone Star and Colonial Downs. Since these tracks have been operating for only a short time, they do not yet have 3 year best times. The solution is to enter the record times shown in the Daily Racing Form. In most cases you will see a 0 for Speed Rating and a 0 for the Variant for these tracks in your racing form or download. For the SR you would enter 0 and when the program asks for "3 Year Best for other track" you enter the record time for that distance.

The variant is another thing. Dad suggests leaving the variant at 0 and look at the RAW readouts. J.C. from Texas was good enough to send in the fastest times for Lone Star:

#### **Fastest Times of the Meeting Main Track**

**5 Furlongs:** :58.13, Came Unwound, Sunday, June 22  
**5 ½ Furlongs:** 1:03.32, Foreign Pass, Thursday, May 15  
**6 Furlongs:** 1:08.55, The Last Spell, Saturday, May 10  
**6 ½ Furlongs:** 1:14.16, Spiritbound, Saturday, May 3  
**7 Furlongs:** 1:21.70, The Last Spell, Sunday, April 20  
**1 Mile:** 1:34.44, Isitingood, Sunday, April 20  
**1 1/16 Miles:** 1:40.88, Anet, Sunday, April 20  
**1 1/8 Miles:** 1:49.69, Moosekabear, Saturday, April 19  
**1 ¼ Miles:** 2:04.68, Tali Hai, Saturday, June 14  
**1 ½ Miles:** 2:32.57, Tali Hai, Saturday, July 5

#### **Turf Course**

**5 Furlongs:** :55.60, Caro's Royalty, Saturday, June 28  
**7 ½ Furlongs:** 1:28.43, Fresa, Saturday, June 28  
**1 Mile:** 1:33.56, Kiraday, Friday, July 4  
**1 1/16 Miles:** 1:40.16, Illusive Ghost, Friday, July 11  
**1 1/8 Miles:** 1:46.43, Toll Paid, Friday, June 13

## ***E-MAIL VIRUS?***

I received this e-mail from a client who was concerned enough to send it. As we all know, viruses can come from many sources, including the internet and e-mail.

---

**Subject: Computer Virus**

**Date:** Mon, 26 Jan 1998 11:26:51 -0500

**From:**

**To:**

Subject: Fwd: Re: FW: VIRUS WARNING!!!!!!!!!!!!!!!!!!!!!!

> VIRUS WARNING !!!!!

If you receive an email titled "JOIN THE CREW" DO NOT open it. It will erase everything on your hard drive. Forward this letter out to as many people as you can. This is a new, very malicious virus and not many people know about it. This information was announced yesterday morning from IBM; please share it with everyone that might access the internet. Once again, pass this along to EVERYONE in your address book so that this may be stopped.

Also, do not open or even look at any mail that says "RETURNED OR UNABLE TO DELIVERY" This virus will attach itself to your computer components and render them useless. Immediately delete any mail items that say this. AOL has said that this is a very dangerous virus and that there is NO remedy for it at this time. Please practice cautionary measures and forward this to all your online friends ASAP.

### **HIDE AND SEEK**

If you *don't* HIDE and you may SEEK in vain.

Based on my phone calls and e-mail, a lot of you are still reluctant to use the HIDE feature in PL4 and/or SYNTHESIS. Some clients still like to put in low-ranked horses because, they say "just to have a look at them." Well, look all you like but if they don't rank in the Top SIX (maximum) and are not the TOP Long Shot Potential, why look any longer than it takes to HIDE them? If you're picking contenders and pacelines according to our guidelines you don't have to worry about these horses coming up high enough to justify a wager.

I HIDE without mercy, often getting the race down to only four. Here's another tip from a recent Follow Up: If your TOP RATED horse is going off at odds LOWER than what you're willing to accept, HIDE IT! You'll get a much clearer view of the better paying contenders.

Don't look just at Bottom Line/Betting Line; consult your corollary readout arrays. This is especially true for exotic wagers that must include in-the-money horses. Pay special attention to the TOP LS/P (Long Shot Potential) readout. Check it out on the Vector Graph. When it's on top, pay attention. The best Profile readout is the Early/Late Potential graph. Horses not ranked in the Top 4 often Place when they are the lone COUNTER ENERGY contender on this graph. Of course to know what's Counter Energy you need to keep **records** showing what is WIN Energy.



A lot of people tell me they can't keep records because it takes so long. Not for ME. I just save my readouts paper clipped to the Result Charts from the newspaper Racing Form's Chart Weekly. I take a good look by distance and surface before I start downloading for the day. Sure helps.

I just received an e-mail from a client who asked for in-depth articles on races that are "passed" or when **no bet** should be made. Dad has focused on these subjects quite often before and will continue to do so in the future. He doesn't go into too much depth because he does not wish to impose his wagering standards on others. He bets from the perspective of his handicapping proficiency. He feels there are some things people *must decide for themselves* ! These include deciding what your minimum win odds must be before you pass or go beyond the TOP 3 to make a wager. His Wagering Decision Chart should be used to help you make your decision.

Put yourself in our place: if we say don't make a win bet unless the horse will pay between \$6.80 and \$7.00, and you follow that guideline without exception, what happens when you pass five winners in a row paying \$6.70??? I'll tell you what happens. You get mad and ignore any future advice we might offer.

I was raised on Dad's thing about God giving us a mind and the capacity to use it. It wasn't always easy hearing Dad lecturing on how I had to supply the will power to use what God gave me. But, now looking back, his lectures sure have been a big help to me when it comes to making handicapping and betting decisions.

## DEPARTMENT OF SOLID ADVICE

USING OUR PROVEN AND ESTABLISHED PROCEDURE  
FROM YOUR RECORDS THAT PRODUCE PROFITS...

This bit of advice comes from long personal experience. When I tried to subjectively analyze contenders and pacelines, I tended to over-Analyze. This proved costly. Now I just take the best comparable line based on SR + V, as prescribed. When in doubt I enter more than one line and use the one the program deems best. I then spend my time analyzing Primary and Supplemental Corollary readouts relative to my Bottom Line/Betting Line Rankings, paying special attention to BETTING LINE Projected odds compared to REAL Odds.

## ***Using A Daily Variant of No More than Ten***

The jury is still out on this. Shane often limits low variants to 10 and high one's to 26. He gets away with it successfully because most of his actual wagers are at California tracks where limiting the degree of variant seems to work well.

I use the full variant since I've always liked to keep myself aware of what's going on at ALL tracks through North America. In the Midwest, East and in Canada even Summer meets often produce winners from higher variants than 26, and during one period at Belmont, variants ranged well below 10.

It has always amazed me that most of the more renowned handicapping author-experts are from the west coast. Ainslie, Beyer, Ragozin and Litfin, being the most notable exceptions. Except for Ainslie, whose work is all-encompassing and timeless, Eastern writers are more prone to explore factors that include weather. West Coast writers like to ignore it and look upon all tracks as fast.

I never want to be branded a west coast writer. For that reason our earliest research was focused more toward non west coast tracks, at which I've always found winning was much easier. Our on-going research continues to be ubiquitous.

Limiting your variant range to a low of 10 and a high of 26 seems to work well when all pacelines are taken from tracks enjoying long dry spells. Be careful during rainy times. This will apply to California tracks in the upcoming seasons if El Niño continues its spell.

When in doubt enter the variant as seen OR, if you choose, use the TrackMaster download on Pace Launcher/Synthesis that seems to handle the variant factor quite well in all seasons without any user entry.

## ***How to Make Your Own 3 Year Best***

We still receive a lot of requests for 3 Year Best Times. We gave you the DRF Service Number. They send them out free. However they do not include all tracks and sometimes they say that they have not yet compiled the most *recent times*.

Making your *own* 3 Year Best Times is easy, assuming that the DRF Speed Ratings are accurate, which they are 98.6% of the time.

First you must NOTE the SURFACE and DISTANCE for each time.

Here are three examples as seen via SLASH the PRICE:

### **Slash the Price**

Own: A R Stables Inc & Bonura & Loughran

\$12,500

HUNTER MT (50 B 5 5 .14) 1997:(315 33 .10)

B. g. 4

Sire: Festive (Damascus)

Dam: Fast Chopper (Hatchel Man)

Br: Franks John (Ky)

Tr: Hines N J (1 0 0 0 .00) 97:(20 3 .15)

X 10 Jly 97- 8Hol fsl 5f	:213 :442 :563 4+ Clm 8000	63 7 6 810 891 891 591 Barber R <sup>5</sup>	LB 111 b 8.40 92 X
9 Jun 97- 5Hol fsl 6f	:222 :45 :572 1:094 3+ Alw 4000s	45 7 1 42 910 913 814 Gonzalez J C <sup>7</sup>	LB 110 b 50.10 75
X 19 Apr 97- 8SA fsl 61/2	:213 :434 1:084 1:152 4+ Clm 18000 N2L	77 5 5 2nd 32 441 651 Blanc B	LB 119 b 6.50 87 X
23 Mar 97- 10SA fsl 1	:223 :462 1:104 1:37 4 Clm 25000	61 2 1 1hd 31 861 10141 Blanc B	LB 115 b 15.00 71
X 26 Jan 97- 1SA my 1	:22 :451 1:101 1:36 4 Clm 22500	85 4 3 311 211 211 34 Blanc B	LB 113 b 9.80 86 X

Track HOL. Surface: DIRT. 5f SR = 92. Horse's TIME 56:3. BEATEN 9.25 lengths. The Racing Form says this equates to just 9 lengths. It uses the old 1/5 of a second per BL. No plus or minus adjustment for anything under 1/2 length.

The horse earns that 92 by running 56:3 + 9 5ths. That's 58:2. If 58.2 = 92 then DEDUCT 8 5ths to get 100. Hence 100 = 56:4.

Go down to the 3rd race: Track SA. Distance 6.5 furlong, DIRT. Final Time RACE: 1:15:2. Beaten 5.75 lengths. The DRF calls this 6 lengths. Hence an 87 Speed Rating = 1:16:3. Minus 13 lengths = 1:14:0. 100 = 114.

Now go to the 5th back: Track SA. Distance 8 furlongs. Surface Dirt. RACE TIME 1:36:0. Horse beaten 4 lengths. Horse's SR = 86 = 1:36:4. 1:36:4 Less 14 5ths = 1:34:1. 1:34:1 = 100 SR.

And so on for ALL Tracks, Distances and Surfaces.



On October 10, 1997 Arlington International will be closing forever. In appreciation for 70 years of your support, admission to the track is free through the end of the season. So, don't miss your last chance

**ARLINGTON**  
PLAY AMONGST THE PAGEANTRY

***There Used To Be A Racetrack \****

There used to be a racetrack right here...

Yes, there used to be a racetrack,  
And its course was hard and fast,  
And we could make our silly bets.  
It was such a crazy blast,  
One we thought would always last.

Oh, the air was filled with magic from the hot dogs and the beer...

When there used to be a racetrack right here...

Yes, there used to be a racetrack right here.

And there used to be a turf club where we could dine and see them run,

T'was really so much fun.

As we watched the frenzy, how we'd laugh and how we'd cheer...

When there used to be a racetrack here.

How the old fans mourn its passing but the new ones don't care, I fear

When we share our golden mem'ries, they just don't seem to hear

That there used to be a racetrack right here.

Now the races are all on TV,

From places we don't care to be.

And when we make a wager, a tear comes to our eye,

'Cause the old horses are not running,

And the new ones hardly seem to try.

And the skies are all so cloudy when they used to be so clear,

And the summer went so quickly...

Last year.

Cause there used to be a racetrack right here...

Yes, there used to be a racetrack right here.

Sung to the tune of "THERE USED TO BE A BALLPARK" with new lyrics by Doc and dedicated to the clients in the Pacific Northwest and Illinois.

# ***A Happy New Year's Day at Santa Anita***

by AL CRISTOFANO

*Doc,*

*Here is the race I won New Year's day; the one I phoned you about so excitedly. I'm really getting the hang of the relationships between all those values on the SYNTHESIS screens. I'm most impressed with BALANCE! I don't how you came up with the figures and I don't care. But, whatever you do, don't ever give that formula away.*

*Shane really helped me tremendously on the phone in getting up to speed with Synthesis. He gave me some good examples of what you mean by COMPARABLE. The other big thing he did that made a great deal of difference was explain BALANCE. LOW is BEST. In This race FULL MOON MAIDEN went off at 50-1 but had a BETTER BALANCE than the Favorite. It's a great eliminator for false favorites.*

*As for my first real day with Synthesis, all I can say is: WHAT A DAY! Had three double digit winners along with those near favorites. I was particularly pleased with the results of the 8th race. Analyzing both the PRIMARY and SUPPLEMENTARY readouts in Synthesis I nailed the \$33.20 Winner.*

*At the start I entered every horse, even those who were suspicious at the distance. I use the BEST of the last 3 COMPARABLE SR+DV. That word COMPARABLE makes all the difference in the world. I then took the five highest ranked horses and used the HIDE feature to dump the rest. The favorite, NATION, came up 6th so I threw it out.*

*Here are my readouts:*

**7 FURLONGS**

12

# Champ's Star

Own: Barbach & Dutton & Dutton

FLORES DR (M 1 1 0 .10) 1997: (900 120 14)

15Nov97-98M st 1 1/4 :24 :40 1:12 1:36 Cal Juvenile-G3 83 6 3 37 31 31 31 Carr D L B 115 5.10 80-19 King Stewie 1155 Classic Cat 1164 Champ's Star 1151 99 Wide 2nd turn 6  
25Oct97-95A st 1 1/4 :22 :46 1:10 1:43 Cal Cup Juv 100k 86 4 2 37 31 31 31 Desormeaux K J L B 110 b 17.20 82-12 Ex Marks The Cop 1181 Nationalore 1181 A Touch Of Grey 1181 5 Inside trip 9  
5Oct97-95A st 1 1/4 :22 :44 1:09 1:21 Cal Sires 100k 74 3 5 31 21 21 21 Delahoussaye E L B 116 b 2.20 86-07 Ex Marks The Cop 1176 Nationalore 1158 Champ's Star 1167 9 Edgely for 2nd 8  
5Sep97-80M st 1 1/4 :21 :45 :57 1:10 M Smok 100k 80 4 6 37 31 31 31 Delahoussaye E L B 116 b 11.30 84-16 Ex Marks The Cop 1176 Nationalore 1158 Champ's Star 1167 9 Off slowly 6  
25Aug97-40M st 1 1/4 :22 :45 :58 1:11 Md 40000 71 1 9 54 31 41 31 Delahoussaye E L B 118 b 1.40 83-13 Champ's Star 1181 Brimfield Bound 1182 Champ's Star 1181 9 Closed gamely 6  
30Jul97-20M st 1 1/4 :22 :47 :59 1:05 Md 32000 59 8 9 104 41 41 41 Delahoussaye E L B 118 b 1.50 81-15 Ladies Dini 1181 E Coupon 1181 Champ's Star 1181 9 Broke in, bumped, wide 12  
Disqualified and placed 8th  
9Jun97-4Hol st 1 1/4 :21 :44 :57 Md Sp Wt 60 7 4 55 54 54 54 Barber R 5 L B 113 3.80 92-08 Oly Oly 1184 General Gem 1181 Iza Star 1181 9 No late bid 8  
24May97-5Hol st 1 1/4 :22 :45 :51 Md Sp Wt 51 1 2 21 21 21 21 Solis A L B 110 2.00 87-12 Jonathan's Oak 1184 General Gem 1181 Nationalore 1181 9 Inside, weakened 7  
18Apr97-15A st 1 1/4 :22 :45 :52 Md Sp Wt 64 2 3 41 41 41 41 Solis A L B 110 1.60 85-15 Tongue Tied 1184 Prado's Capote 1184 Champ's Star 1181 9 Willingly 9  
18Apr97-15A st 1 1/4 :22 :45 :52 Md Sp Wt 64 2 3 41 41 41 41 Solis A L B 110 1.60 85-15 Ex Marks The Cop 1181 Champ's Star 1181 Chile Piquin 1171 9 Chased, 2nd best 9

WORKOUTS: Dec26 SA st 1:00 1/2 H 20/47 Dec17 SA st 1:12 1/2 H 5/43 Dec11 SA st 1:00 1/2 H 25/78 Dec2 SA st 1:00 1/2 H 46 1/2 H Nov23 SA st 1:36 H 16/29 Nov12 SA st 1:47 H 2/32

Ch. h. b. g. 3 (Mar)

Sire: Fabulous Champ (Somethingfabulous)

Dam: Forumstar (Inherent Star)

Br: Dutton Barbara & Jerry (Cal)

Tr: Dutton Jerry (2 0 1 0 .00) 97: (179 21 12)

Lifetime Record: 11 1 1 4 \$67,666

1997 11 1 1 4 \$67,666 Turf 0 0 0 0

1996 0 0 0 0 Wet 1 0 0 1 \$15,000

SA 4 0 1 1 \$23,820 Dist 1 0 0 1 \$12,000

# Hez A Keeper

Own: Southern Nevada Racing Stables Inc

ALPHABET (M 1 1 0 .10) 1997: (643 65 .10)

11Dec97-7Hol st 1 1/4 :21 :44 1:00 1:21 Alw 33132Wlx 87 6 1 64 32 55 51 Almeida G F L B 113 b 26.50 86 10 Orville N Wilbur's 1194 Allen's Oop 1191 Cat Doctor 1191 97 Wide to turn 7  
1Nov97-95A st 1 1/4 :22 :45 :57 1:10 Md Sp Wt 75 4 4 47 21 11 11 Almeida G F L B 118 b 1.20 85-12 Hez A Keeper 1181 Yukon Ridge 1181 Coaster 1181 9 Held on gamely 7  
4Oct97-65A st 1 1/4 :21 :45 :57 1:09 Md Sp Wt 75 4 4 52 21 21 21 Almeida G F L B 120 b 2.80 86-12 The Gold Key 1201 Hez A Keeper 1201 Magic Meeting 1201 9 Bid, 2nd best 11  
16Sep97-13F pr st 1 1/4 :21 :46 :59 1:11 Md Sp Wt 54 3 9 91 31 41 31 Almeida G F L B 118 b 6.00 86-07 Grioux Prize 1181 Hez A Keeper 1181 Follow to the hunk 1181 9 Strong wide rally 9

WORKOUTS: Dec26 SA st 1:00 1/2 H 4/47 Dec28 SA st 1:01 1/2 H 6/55 Nov23 SA st 1:13 1/2 H 5/25 Nov23 SA st 1:01 1/2 H 22/49 Nov16 SA st 1:00 1/2 H 4/57 Oct27 SA st 1:47 H 12/47

B. g. 3 (Feb)

Sire: Native Prospector (Mr. Prospector)

Dam: Elite Retreat (Well Decorated)

Br: Elard John C (Cal)

Tr: Cassidy James (1 0 0 .00) 97: (36 7 19)

Lifetime Record: 4 1 2 0 \$30,682

1997 4 1 2 0 \$30,682 Turf 0 0 0 0

1996 0 0 0 0 Wet 0 0 0 0

SA 2 1 1 0 \$27,000 Dist 1 0 0 0 \$792

# Nationalore

Own: Che Myung Kwon

DELAHOUSAYE E (M 2 4 4 .13) 1997: (902 157 .17)

14Dec97-7Hol st 1 1/4 :22 :45 1:01 1:41 Hol Fly-G1 97 11 11 114 89 41 37 Delahoussaye E L B 121 b 4.10 92-11 Real Quiet 1211 Arfax 1211 Nationalore 1211 103 Finished well 11  
8Nov97-6Hol st 1 1/4 :22 :45 1:01 1:41 B C Juv-G1 91 1 0 81 81 71 37 Delahoussaye E L B 122 b 40.70 80-06 Favorite Trick 1221 Dawson's Legacy 1221 Nationalore 1221 97  
Off bit slow; late bid inside  
25Oct97-65A st 1 1/4 :22 :46 1:10 1:43 Cal Cup Juv 100k 92 4 0 94 31 41 31 Solis A L B 118 b 16.50 85-12 Ex Marks The Cop 1184 Nationalore 1184 A Touch Of Grey 1181 9 Drifted in 1/16 9  
18Oct97-15A st 1 1/4 :22 :45 1:10 1:43 Md Sp Wt 75 5 3 51 31 31 31 Douglas R R L B 120 b 1.20 81-16 Oysters 1201 Nationalore 1201 Magic Meeting 1201 9 5 wide into lane 5  
5Oct97-95A st 1 1/4 :22 :44 1:00 1:21 Cal Sires 100k 76 5 7 77 64 46 26 Douglas R R L B 115 b 9.40 85-07 Ex Marks The Cop 1176 Nationalore 1158 Champ's Star 1167 9 Bit awkward start 8  
30Aug97-60M st 1 1/4 :21 :45 :57 1:09 Md Sp Wt 75 8 5 74 61 41 31 Matos J G 5 L B 113 b 7.00 84-09 Full Moon Madness 1181 The Gold Key 1181 Nationalore 1181 9 Best of rest 11  
17Aug97-40M st 1 1/4 :22 :45 1:10 1:22 Md Sp Wt 64 4 0 81 81 71 41 Garcia M S L B 118 b 7.00 73-09 Yarrow Brae 1181 Just Ruler 1181 Bag Of Muscles 1181 9  
Broke in, slowly; steadied early  
13Aug97-20M st 1 1/4 :21 :45 :57 1:03 Md Sp Wt 63 5 6 74 61 51 21 Delahoussaye E L B 118 b 1.50 84-10 Indian Charlie 1181 Nationalore 1181 Eagle Springs 1181 9 Hopped slightly start 8  
12Jul97-7Hol st 1 1/4 :22 :45 :57 1:04 Md Sp Wt 70 2 7 81 81 61 24 Douglas R R L B 118 b 13.60 92-12 Cat Doctor 1184 Nationalore 1181 Grady 1184 9 Broke in, fast finish 10  
24May97-5Hol st 1 1/4 :22 :45 :51 Md Sp Wt 64 2 4 45 41 31 31 Douglas R R L B 118 b 7.10 90-12 Jonathan's Oak 1184 General Gem 1181 Nationalore 1181 9 Saved ground to lane 7

WORKOUTS: Dec27 Hol st 1:47 H 2/28 Dec10 Hol st 1:50 1/2 H 45/49 Dec3 Hol st 1:25 1/2 H 1/7 Nov22 Hol st 1:50 1/2 H 1/71 Nov1 Hol st 1:40 1/2 H 16/27 Oct14 Hol st 1:40 1/2 H 7/77

Ch. h. b. g. 3 (Mar)

Sire: Video Ranger (Car's Ridge)

Dam: Romantic Jet (Tri Jet)

Br: Che Myung Kwon (Cal)

Tr: Che Myung Kwon (—) 97: (85 3 .85)

Lifetime Record: 10 M 5 4 \$250,408

1997 10 M 5 4 \$250,408 Turf 0 0 0 0

1996 0 0 0 0 Wet 0 0 0 0

SA 3 0 3 0 \$46,800 Dist 3 0 2 0 \$29,464

# It's a Reality

Own: Goldstein & Marlinger & Schwartz

STEVENS G L (M 5 4 2 .26) 1997: (924 192 .21)

31Aug97-88M st 1 1/4 :21 :44 :56 1:03 San Bruno 41k 80 7 3 31 21 11 11 Baze R A L B 116 b 3.60 91-09 It's A Reality 1161 Last Mangolnparis 1164 Hushabye Ashley 1164 99 Wide trip 7  
1Aug97-95R st 1 1/4 :22 :46 :58 1:04 Redwood Empir 32k 75 3 0 14 14 14 14 Chaves N J L B 117 b 16.70 89-13 Dooley 1171 Champagne Year 1171 It's A Reality 1171 9 Pumped hard start 10  
Previously trained by Silva Jose L  
31Jul97-8Pln st 1 1/4 :21 :45 :57 1:04 Alameda Fly 41k 45 6 3 24 24 45 31 Meza R Q L B 117 b 7.00 87-07 Dance The Avenue 1171 Dooley 1171 AJ Bun Dec 1171 9 4 Speed, stopped 6  
26May97-6Hol st 1 1/4 :21 :45 :52 Westchester 63k 50 10 9 51 61 61 61 Pedroza M A L B 118 b 23.60 82-12 Mjorbigtimesheet 1184 Swiss Echo 1181 Tongue Tied 1181 9 Off bit slow; wide 10  
26Apr97-4GG st 1 1/4 :21 :45 :52 Md Sp Wt 65 1 1 11 11 11 Gonzalez R M L B 118 b 9.20 91-12 It's A Reality 1181 Scooter Brown 1181 Post A Note 1181 9 Hard drive 7

WORKOUTS: Dec22 SA st 1:26 1/2 H 1/11 Nov15 SA st 1:13 1/2 H 2/28 Dec3 SA st 1:02 1/2 H 2/22 Dec2 SA st 1:36 H 4/21

B. g. 3 (Feb)

Sire: Collins Reality (Collins)

Dam: Cherished Times (Smile)

Br: Byrd & Corleto & Goldstein & Schwartz (Cal)

Tr: Zucker Howard L (—) 97: (63 5 .00)

Lifetime Record: 5 2 0 1 \$44,785

1997 5 2 0 1 \$44,785 Turf 0 0 0 0

1996 0 0 0 0 Wet 0 0 0 0

SA 0 0 0 0 Dist 0 0 0 0

# Can Can Me

Own: Aldebbagh Sam H

MCCARRON C J (1 1 3 1 1 .27) 1997: (642 120 .28)

14Dec97-7Hol st 1 1/4 :22 :45 1:01 1:41 Hol Fly-G1 64 5 7 67 41 71 81 Martinez F F L B 121 91.90 73-11 Real Quiet 1211 Arfax 1211 Nationalore 1211 54 Wide, weakened 11  
23Nov97-5Hol st 1 1/4 :21 :44 :57 1:04 Md Sp Wt 75 11 3 51 44 34 11 Martinez F F L B 119 29.50 86-08 Can Can Me 1194 Court Costs 1194 Yukon Ridge 1194 99 Wide, driving 12  
12Jul97-7Hol st 1 1/4 :21 :45 :57 1:04 Md Sp Wt 53 9 1 24 34 34 34 Bautista A L B 110 50.50 86-12 Cat Doctor 1184 Nationalore 1181 Grady 1184 99 Doled, weakened 10  
15Jun97-1Hol st 1 1/4 :22 :46 :58 Md Sp Wt 60 5 3 54 41 54 45 Bautista A L B 110 49.40 84-15 Kabob 1184 Arosa 1181 Storm Wreck 1184 99 4 wide into lane 9

WORKOUTS: Dec24 GD b 1:16 st 1:12 H 1/7 Nov22 SLR b 1:31 st 1:34 H 1/6 Nov SLR b 1:16 st 1:13 H 1/2 Oct23 SLR b 1:51 st 1:00 1/2 H 5/11

B. c. 3 (Mar)

Sire: Can Can Sam (Verzy)

Dam: Delight Me Windy (Windy Sands)

Br: Aldebbagh Sam (Cal)

Tr: Aldebbagh Sam H (—) 97: (50 7 .12)

Lifetime Record: 4 1 0 0 \$21,548

1997 4 1 0 0 \$21,548 Turf 0 0 0 0

1996 0 0 0 0 Wet 0 0 0 0

SA 0 0 0 0 Dist 0 0 0 0

# Full Moon Madness

Own: Corey Edward J

DOUGLAS R R (1 2 0 .13) 1997: (764 93 .12)

28Nov97-3GG gd 61 :21 :44 :57 1:09 Montclair 38k 76 5 2 54 41 31 31 Meza R Q L B 117 b 4.70 87-11 Dixie Dot Com 1151 Pic A Little 1151 Full Moon Madness 1174 99 Even try 6  
25Oct97-65A st 1 1/4 :22 :46 1:10 1:43 Cal Cup Juv 100k 79 2 5 67 56 74 71 Baze R A L B 118 b 14.30 78-12 Ex Marks The Cop 1181 Nationalore 1181 A Touch Of Grey 1181 99 Moved ground 5  
5Oct97-68M st 1 1/4 :21 :45 :57 1:10 Alw 34350Nlx 77 2 4 24 24 11 11 Baze R A L B 118 b 1.50 81-12 Full Moon Madness 1194 Sir Hopeful 1191 Hope'n To Win 1191 99 2nd gamely 0  
30Aug97-60M st 1 1/4 :21 :45 :57 1:09 Md Sp Wt 89 7 3 14 14 11 11 Douglas R R L B 118 b 2.90 90-09 Full Moon Madness 1194 The Gold Key 1181 Nationalore 1181 99 Clear, driving 11  
30Jul97-70M st 1 1/4 :21 :46 :58 1:11 Graduation 106k 72 6 4 44 44 31 31 Pedroza M A L B 114 b 5.30 79-15 Billy Black 1171 Jonathan's Oak 1171 Full Moon Madness 1171 99 Best of rest 6  
16Jul97-6Hol st 1 1/4 :21 :45 :57 1:03 Md Sp Wt 72 6 2 31 31 31 31 Pedroza M A L B 118 b 3.30 92-07 King Of The Wild 1181 Full Moon Madness 1181 12 Star 1181 99 Bit tight near 3/8 11  
25Jun97-6Hol st 1 1/4 :21 :45 :57 Md c-32000 63 2 6 31 31 31 31 Flores D R L B 118 2.10 91-07 King Kody 1184 Full Moon Madness 1181 Luger 1181 99 Stumbled start 10  
Claimed from Golden Eagle Farm, Carava Jack Trainer

WORKOUTS: Dec28 Hol st 1:02 H 11/32 Dec21 Hol st 1:00 1/2 H 15/35 Dec12 Hol st 1:00 1/2 H 5/42 Nov19 Hol st 1:02 1/2 H 22/32 Nov9 Hol st 1:47 1/2 H 1/29 Oct10 Hol st 1:13 1/2 H 6/13

Ch. g. 3 (Mar)

Sire: Half A Year (Rivman)

Dam: Soft Charm (Secretariat)

Br: Mabea Mr & Mrs John C (Cal)

Tr: Marshall Robert W (1 0 0 .00) 97: (123 17 .14)

Lifetime Record: 7 2 2 2 \$70,240

1997 7 2 2 2 \$70,240 Turf 0 0 0 0

1996 0 0 0 0 Wet 0 0 0 0

SA 1 0 0 0 Dist 0 0 0 0

## EQUALIZED LINES

#	NAME	L	DIST	S	1stC	2ndC	3rdC	Fn1C	BL1	BL2	BLS	BLF	SR	TV	ADJ	N	T
1	LUCKY	1	7.0	D	22.1	45.1	110.0	122.3	6.75	4.25	0.00	0.00	91	14	-3.0	3	1
2	OLY	1	7.0	D	22.0	45.0	109.3	122.2	0.00	0.10	0.00	0.50	91	17	1.0	2	
3	ARUBA	1	7.0	D	22.1	45.1	110.0	122.3	4.75	2.75	4.25	2.75	88	14	-5.0	3	1
4	HEZ A	1	7.0	D	21.4	44.1	108.2	121.0	2.50	2.00	5.50	9.25	90	10	-5.0	2	
5	MOON	1	7.0	D	21.4	44.4	109.3	121.3	4.50	3.50	3.50	7.00	89	11	-1.5	1	

BOTTOM LINE -- BETTING LINE

SAX 1-1-98 8 7 D

WIN ODDS ONLY

ATM

BOTTOM  
LINEBETTING  
LINE

	LS	ODDS	BAL
1 OLY	20.6	9-5	2 W
2 MOON	18.3	5-2	5 P
3 LUCKY	16.8	3-1	7
4 HEZ A	13.5	4-1	6
5 ARUBA	10.0	5-1	10 S

ENERGY GENERATOR -- ATM

SAX 1-1-98 8 7 D

#	NAME	L	N	T	Total R	HE R	FX R	%Med	E/EP R	L/EP R	TPP R	BAL	ESP
1	LUCKY1	3	1		168.44-4	60.71-1	92.78-4	68.37	78.93-4	77.23-3	70.57-4	7	PRE
2	OLY	1	2		170.68-1	59.64-2	93.77-1	68.95	79.88-1	77.59-1	71.20-1	2	E/P
3	ARUBA1	3	1		167.21-5	58.53-4	92.38-5	68.67	78.63-5	76.62-5	70.06-5	10	PRE
4	HEZ A1	2			169.58-3	57.59-5	92.94-3	69.30	79.63-2	76.99-4	70.61-3	6	EAR
5	MOON	1	1		169.88-2	59.15-3	93.50-2	68.77	79.55-3	77.45-2	70.85-2	5	E/P

HI/LO Difference = 3.47 Average = 169.16

CHAOS FORMULA POWER AND LONGSHOT RATINGS COMPOSITE -- ATM

SAX 1-1-98 8 7 D

#	NAME	L	N	T	SR	POR R	POH-R R	LS/P R	EP R	TOT/S R	TPP R	BAL
1	LUCKY	1	3	1	91	149.50-4	138.57-4	108.21-1	57.20-4	93.13-3	70.57-4	7
2	OLY	1	2		91	153.46-3	140.84-1	99.95-5	58.81-1	93.74-1	71.20-1	2 W
3	ARUBA	1	3	1	88	148.03-5	137.02-5	105.38-2	57.16-5	92.53-5	70.06-5	10 S
4	HEZ A	1	2		90	154.10-1	138.79-3	104.23-4	58.57-2	92.81-4	70.61-3	6
5	MOON	1	1		89	154.09-2	139.34-2	104.62-3	58.07-3	93.16-2	70.85-2	5 P

SYNTHESIS Composite -- ATM

SAX 1-1-98 8 7 D

#	NAME	L	N	T	SR	EPR	LPR	CPR	TT	HE	FW	FX	LS	RANK	FX	Σ	TS	TPP R
1	LUCKY1	3	1		91	5	1	2	1	1	4	4	18	2	4	2	3	70.57-4
2	OLY	1	2		91	(1)	2	(1)	1	2	1	1	9	1	(1)	(1)	1	71.20-1
3	ARUBA1	3	1		88	4	4	5	4	4	5	5	31	5	5	5	5	70.06-5
4	HEZ A1	2			90	2	5	4	2	5	3	3	24	4	3	4	4	70.61-3
5	MOON	1	1		89	3	3	3	3	3	2	2	19	3	2	3	2	70.85-2

### EIGHTH RACE

7 FURLONGS. (126) 58th Running of THE CALIFORNIA BREEDERS' CHAMPION. Purse \$125,000

**Santa Anita**  
JANUARY 1, 1998

Last Raced	Horse	M/Eq	L	Wt	PP	St	¼	½	Str	Fin	Jockey	Odds \$1
11Dec97 7GG2	Oly Ogy	LB	3	115	3	5	1½	12	12½	11½	Nakatani C S	15.60
28Nov97 3GG3	Full Moon Madness	LBb	3	117	12	1	21½	21	23	22	Douglas R R	40.90
18Dec97 6Hol2	Aruba Magic	LBb	3	115	4	6	65	63	5nd	3½	Desormeaux K J	11.10
11Dec97 7Hol5	Hez A Keeper	LBb	3	115	8	8	81	92	81	4nd	Valdivia J Jr	24.20
14Dec97 7Hol3	Nationalore	LBb	3	116	9	9	12	112	91½	5nd	Delahoussaye E	1.70
15Nov97 9BM3	Champ's Star	LB	3	117	7	2	4nd	31	3nd	61½	Flores D R	25.20
14Dec97 7Hol6	Buttons N Moes	LBb	3	119	5	12	71	71	7½	7no	Solis A	2.20
20Dec97 7GG3	A Touch of Grey	LBb	3	116	6	7	10½	8½	61	81½	Black C A	7.40
10Dec97 6Hol1	Lucky Molar	B	3	115	2	10	11½	101	105	9nd	Vergara O	17.70
14Dec97 7Hol8	Can Can Me	LB	3	115	11	4	5½	4nd	41½	109	McCarron C J	28.20
31Aug97 9BM1	It's a Reality	LBb	3	117	10	3	31	51½	111½	111½	Stevens G L	15.60
17Dec97 6Hol5	Longview Legend	LB	3	115	1	11	9nd	12	12	12	Alvarado F T	104.90

OFF AT 4:10 Start Good. Won driving. Time, :22.443, 1:09.1, 1:22.4 Track fast.

**\$2 Mutuel Prices:**

3-OLY OGY	33.20	17.80	12.40
12-FULL MOON MADNESS	33.20	16.80	10.40
4-ARUBA MAGIC			

\$1 EXACTA 3-12 PAID \$582.70 \$1 TRIFECTA 3-12-4 PAID \$3,064.20  
\$2 QUINELLA 3-12 PAID \$557.80



*This is a wildly open race. I smelled longshot. Turns out all FIVE top ranked contenders WERE longshots. The Place horse, the longest.*

*I met another Sartin client up here in the Ventura area where I bet off-sight. He said he didn't work the race because it was really just for two year olds that just turned three on the day of this race. I told him what you have often told me: These young horses are more sound than most older animals. One or two of them are more likely to come of age and show improvement over past lines, BUT they're still playable (dirty word, I know). Getting the winner in this race sure justified your instructions about NOT judging pacelines just by visual perception. Entering more than one line for a horse and using the one the program likes best. That alone, got the Winner 1st on EP, ENTROPY and FX. Both the Primary and Supplementary readouts verified my Win and Exacta bets.*

*If it hadn't been for what you wrote in FU 66 about ALL the afore mentioned subjects, I probably wouldn't have won the race. I also told the guy who wouldn't handicap this race something else you wrote: We're all bound to lose some races. As I said to him, I'd rather lose one that might pay over \$30 than one paying six bucks.*

## DOC COMMENTS:

We received several messages from those who won this race. None of them got the winner higher than 3rd on BL/BL but at the odds it was a great bet. Al is the only person to have the Place and Show horse in his top two final readouts. He is an astute handicapper capable of viciously slashing contenders who don't qualify. Shane and I were part of the group who won the race but couldn't get the winner higher than 3rd ranked on BL/BL. Maybe we should take some lessons from Al.

His message reflects a winning attitude! Your body actually responds to *joyous anticipation* in much the same way as it does to anxiety when perusing your PP's and readouts. Adrenal flow, increased heart beat and blood pressure. The most significance difference is in the response from your visceral and gastro-intestinal system. Anxiety produces a harmful cardiovascular reaction inducing ulcers and other GI problems. Joyous anticipation accelerates a positive physiological response. Train yourself to anticipate the best possible scenario, no matter what actually eventuates. This will eliminate a negative, fearful attitude and escalate your chances for ultimate success.

## ***A note from your staff at O. Henry House:***

- Just a reminder that we answer phones from 1:00 to 3:00 PM Pacific time. Our number is 909-845-5907.

This line is for questions regarding orders, program availability, and general information that is not of a technical nature. You can also call to schedule an appointment with Dr. Sartin through this line. He is available by phone or in the office.

- For Technical support, (all manner of questions regarding how to use programs, or problems you are having with programs (loading, unloading, downloading, what do these numbers mean, why do no numbers show, etc. etc.) use Shane's Technical Support line: 909-845-1728.

His hours are 10:00 AM to 12 Noon and again from 3:10 to 4:10 PM Pacific time.

- For those wishing to upgrade to SYNTHESIS, please refer to the price chart on page 15 in Follow Up #66 for upgrade prices. If you need help determining your correct upgrade price, please call during our phone hours (1 to 3) and we will be happy to assist you.

- When you place an order, please itemize what you are requesting so Gloria, who does our shipping, doesn't have to guess!

- When ordering a program, be sure to state the 1) disk size (3.5 or 5.25), 2) high or low density, and 3) if you have a color monitor.

- For those ordering SYNTHESIS, please let us know if you have AODDS or other Sartin programs installed on your hard drive.

- Fellow Californians, please note... we are required to charge you sales tax. This includes The Follow Up. Our sales tax is 7.75%. *PLEASE help us in this matter by adding sales tax to your order/renewal!*

We recently received a note from a longtime client who was "quite disappointed" that "the roster" that showed his Follow Up had lapsed, must have also shown that he had the latest program, had attended seminars, etc. The implication being that he had spent a lot of time, money and effort, and should be considered a client, Follow Up or no Follow Up. To this client we would like to say: Of course you would always be considered a client! Your file would simply be put in the back room until we received your renewal to The Follow Up. You would never have to pay any more than the price of that renewal. Once a client, always a client. You're just not an *active* client if you aren't currently subscribing. The Follow Up is our only requirement for ALL clients. It's the only way to keep everyone informed equally and uniformly of what is going on. We use it for supplementary documentation, research updates, seminar and workshop notification, etc. For a company with a "no rule" philosophy, this is our exception. All clients get the same letter. If you dislike the wording, then please send suggestions. We had a letter a year or so back where the client didn't like the tone... we asked him for suggestions. Never heard back on that subject. We are always open to suggestions. This is a very small staff. Help is always welcome.

## ***KEEPING RECORDS***

***“The Weakest Ink  
is Better Than  
the Strongest Memory”***

I still hear from clients who say they invariably get the win, place and show horses in their top 5 ranked Bottom Line/Betting Line but fail to bet them properly. They seek handicapping advice but that is not their problem. It is choice. Except for those with a serious death wish, improper choice stems from failure to weigh options. This comes from using too limited a number of readouts or expecting only one to be consistently predictive. This is an incorrect presumption. They need to make a written record analyzing the interrelationship of several corollaries that support **choice**. If they don't find enough to make a confident wager they should pass the race.

When contender/paceline guidelines are strictly followed, the chief reason for failure can be attributed to reliance on Bottom Line only, with no heed to projected odds on Betting Line.

Look:

BOTTOM LINE -- BETTING LINE

WIN ODDS ONLY

(RPX) 10-27-97 2 6 D

*Remington*

		BOTTOM LINE LS	ATM	BETTING LINE ODDS	BAL
1	DEB'S	19.6		2-1	3?
2	ANGEL	16.0		3-1	8?
3	LAST	12.8		→ 9-2	→ 4 W \$31 <sup>20</sup> \$12 <sup>20</sup> \$8 <sup>20</sup>
4	ETHYL	12.3		9-2	9?
5	TILLY	12.0		9-2	9?
6	FONZA	7.0		8-1	9?

*\$460*

EDIT EQUALIZED LINES

(RPX) 10-27-97 2 6 D

#	NAME	L	DIST	S	1stC	2ndC	3rdC	FnlC	BL1	BL2	BLS	BLF	SR	TV	ADJ	N	T
1	FONZA	1	6.0	D	22.1	46.1	58.1	111.1	0.00	0.00	3.00	6.25	81	15	-1.5	1	
2	ETHYL	1	6.0	D	22.2	45.4	58.0	111.3	7.25	4.75	6.50	3.75	81	15	-0.5	4	
3	LAST	2	6.0	D	21.4	46.0	58.1	111.0	2.50	4.00	1.50	0.00	88	12	-3.0	3	
4	TILLY	2	6.0	D	22.1	45.4	58.1	110.3	2.00	1.00	4.00	3.75	86	8	-5.0	3	
5	ANGEL	1	6.0	D	22.1	45.1	58.0	111.3	0.50	0.13	0.00	0.00	85	12	-2.0	1	
6	DEB'S	4	6.0	D	22.1	45.2	58.0	110.4	1.25	1.50	6.25	3.00	86	16	0.0	3	

SYNTHESIS Composite -- ATM

RPX 10-27-97 2 6 D

#	NAME	L	N	T	SR	EPR	LPR	CPR	TT	HE	FW	FX	LS	RANK	FX	E	TS	TPP	R
1	FONZA1				81	3	4	6	5	6	5	3	32	5	3	6	6	69.53-6	
2	ETHYL1				81	5	2	5	1	1	6	6	26	3	6	4	5	69.58-5	
3	LAST 2				88	06	→ 1	→ 2	06	3	3	→ 1	22	2	→ 1	→ 2	→ 2	70.07-2	←
4	TILLY2				86	4	3	4	4	5	4	4	28	4	4	3	4	69.67-3	
5	ANGEL1				85	1	5	3	2	4	2	5	22	2	5	5	3	69.65-4	
6	DEB'S4				86	2	3	1	3	2	1	2	14	1	2	1	1	70.33-1	

CHAOS POWER RANKINGS AND FRACTALS -- ATM

RPX 10-27-97 2 6 D

#	NAME	L	N	T	SR	LS/P	SPN	FX	E	T/S	TPP	LS	RANK	E	L	N	BAL
1	FONZA1	1			81	6	6	3	6	6	6	32	5	2	4	4	9
2	ETHYL1	1			81	1	4	6	4	5	5	26	3	5	6	5	9
3	LAST 2	2			88	2	3	1	2	2	2	22	2	→ 1	→ 2	→ 1	4
4	TILLY2	2			86	4	5	4	3	4	3	28	4	→ 3	→ 3	→ 3	9
5	ANGEL1	1			85	3	2	5	5	3	4	22	2	0 4	0 5	0 6	8
6	DEB'S4	4			86	5	→ 1	2	→ 1	→ 1	→ 1	14	→ 1	→ 1	→ 1	→ 2	3

FRACTALS WEIGHTED: E=Early L=Late N=Normal

VITAL FACTORS--ATM

RPX 10-27-97 2 6 D

#	NAME	L	TOTAL	R	SC	R	SCBL	3F	R	Ent	R	TOT/S	R	SPN	R	BAL
1	FONZA1	1	165.6-5	56.9-3	( 46.2)		51.6-4	( 25.3)	86.1-6	92.11-6	81.67-6	9				
2	ETHYL1	1	165.6-6	56.7-4	( 46.3)	4.8	51.2-5	( 25.4)	88.6-4	92.31-5	86.92-4	9				
3	LAST 2	2	166.4-2	56.3-6	( 47.0)	4.0	52.9-1	( 25.0)	90.8-2	92.91-2	87.42-3	→ 4				
4	TILLY2	2	165.7-4	56.7-5	( 46.3)	1.0	51.9-2	( 25.2)	89.1-3	92.38-4	86.67-5	9				
5	ANGEL1	1	165.9-3	58.1-1	( 45.2)	0.1	49.7-6	( 26.3)	88.1-5	92.60-3	90.67-2	8				
6	DEB'S4	4	167.8-1	57.9-2	( 45.3)	1.5	51.7-3	( 25.3)	91.8-1	93.11-1	94.27-1	3				
	HIGH		167.8	58.1	( 45.2)		52.9	( 25.0)	91.8	93.11	94.3					
	LOW		165.6	56.3	( 47.0)		49.7	( 26.3)	86.1	92.11	81.7					
	AVE		166.2	57.1	( 46.1)		51.5	( 25.3)	89.1	92.57	87.9					

\*=WIRE TO WIRE

RACE 2 Weather: Clear Track: Fast

REMINGTON

✓ 3	Last Teardrop	119	Murphy B G	31.20	12.20	8.00
4	Tilly Lee	115	Doocy T T		4.60	4.00
9	Another Ruffian	119	Darnell C A			6.80
	Scratched: NONE					
✓ \$2	Exacta 3-4					Paid \$104.60
✓ \$2	Quinella 3-4					Paid \$59.80

While this horse ranks only 3rd on Bottom Line, its **Betting Line** odds projection is 9-2. It wins paying \$31.20: A BIG overlay.

Too many users also ignore vital *corollary* readouts designed specifically to isolate winners and in-the-money horses. Some will consult SPN and COMPOSITE Rankings only, going no deeper into their readout arrays.

For skilled, self-confident users who aren't looking for profits to make or augment a living, these are usually enough. But those, like Vic Palermo and Dennis Mikkelson, who depend on handicapping profits, they are not sufficient to meet their goals. Each has developed a sense of which complementary corollaries must be present before they will make a wager. They base their decision as to pertinent corollaries on their records - by track and distance.

This technique should also apply to those of you who are plagued with anxiety who need added confirmation that is readily available from the supplementary readouts in SYNTHESIS. Here's an example:

# calder

Monday, December 15, 1997

 CRC1215 2 6.0 D CL 3+ F \$6,800 CP=\$5,000 PR=73  
 12-17-1997 11:25:46 AM

 CRC1215 2 6.0 D CL 3+ F \$6,800 CP=\$5,000 PR=73  
 01-08-1998 1:34:31 PM

## BOTTOM LINE -- BETTING LINE

PNCNAME	Ld	SR	PR	BAL	LS	ODDS	TRKDIST	M/L
4 OUTLA1	77	73	5	19.6	2-1	MED 6.0D	37-1	BET
6 FRANK1	75	73	6	16.0	3-1	CRC 7.0D		
7 FUTUR1	78	73	7	15.8	7-2	CRC 6.0D	FAV @ 2.2-1	
1 ONE O1	76	76	5	14.5	7-2	CRC 6.0D	BET W \$25 <sup>20</sup> \$10 <sup>80</sup> - \$8 <sup>60</sup>	
8 ANOTH2	75	75	8	12.5	9-2	DEL 6.0D		
3 NELLY2x	74	73	11	11.0	5-1	CRC 8.0D	PL - NOT USED	

## CHAOS POWER RANKINGS AND FRACTALS

RANKS											COMP		FRACTALS			ESP	SCBL	
#	PNCNAME	Ld	N	T	SR	LS/P	SPN	FX	E	T/S	TPP	LS	R	E	L			N
1	1 ONE	O1			76	4	4	1	2	2	2	23	3	1	2	1	E/P	3.49
2	4 OUTLA	1			77	2	1	5	1	1	1	16	1	5	1	1	EAR	2.05
3	6 FRANK	1	2		75	5	3	4	3	3	3	23	3	3	3	3	EAR	0.61
4	7 FUTUR	1	1		78	3	2	2	4	4	4	18	2	2	5	4	EAR	0.01
5	8 ANOTH	2			75	1	5	3	5	5	5	25	4	4	4	2	EAR	3.90

FRACTALS WEIGHTED: E=Early L=Late N=Normal

## SYNTHESIS POWER RANKINGS AND FRACTALS

FROM TRACKMASTER  
DOWNLOAD

FROM TRACKMASTER DOWNLOAD				PRIM										SUPP										FRACT				
#	PNCNAME	LdNT	SR	L	T	E	P	C	T	H	F	F	LS	R	S	F	E	T	T	LS	R	E	L	N	ESP	SCBL		
				S	O																						P	X
1	1 ONE O1	76	4	2	4	3	3	6	5	4	1	26	3	4	1	2	2	2	11	2	1	2	1	E/P	3.0			
2	3 NELLY2x	74	3	6	5	2	6	2	1	6	6	28	4	6	6	5	6	6	29	6	6	6	4	E/P	7.0			
3	4 OUTLA1	77	2	1	2	4	2	1	2	2	5	18	1	1	5	1	1	1	9	1	5	1	1	EAR	2.0			
4	6 FRANK1	75	5	3	3	5	4	3	4	3	4	26	3	2	4	3	3	3	15	3	3	3	3	EAR	1.0			
5	7 FUTUR1	78	3	4	1	6	1	4	6	1	2	21	2	3	2	6	4	4	19	4	2	5	5	EAR				
6	8 ANOTH2	75	1	5	6	1	5	5	3	5	3	28	4	5	3	4	5	5	22	5	4	4	2	EAR	4.0			

FRACTALS WEIGHTED: E=Early L=Late N=Normal

## SECOND RACE

Calder

DECEMBER 15, 1997

 6 FURLONGS. (1097) CLAIMING. Purse \$6,800. Fillies and mares, 3-year-olds and upward. Weights:  
 3-year-olds, 121 lbs. Older, 122 lbs. Non-winners of two races since October 1, allowed 3 lbs. A race since  
 then, 5 lbs. Claiming price \$5,800. (Maiden races, claiming and starter races for \$4,000 or less not  
 considered.)

 Value of Race: \$6,800 Winner \$4,000; second \$1,292; third \$816; fourth \$340; fifth \$68; sixth \$68; seventh \$68; eighth \$68. Mutuel Pool  
 \$39,138.00 Exacta Pool \$123,562.00 Trifecta Pool \$29,830.00 Superfecta Pool \$30,852.00

Last Raced	Horse	M/E	Q	L	A	Wt	PP	St	1/4	1/2	Str	Fin	Jockey	Clg	Pr	Odd	\$
11Dec97 4Crc4	One O Eight	Lbf	4	117	1	6	32	1	1	1	1	1	Castellano J J	5000		11.60	
21Nov97 11Crc4	Nellysford	Lb	4	117	3	5	42	3	2	1	2	2	Cabassa A Jr	5000		2.80	
28Nov97 2Crc7	Friendly Dee	L	4	110	2	8	6	1	5	3	3	3	Moreno T S7	5000		18.40	
2Dec97 5Crc6	Frank Kelley	Lbf	3	116	6	3	5	2	62	4	2	4	Homeister R B Jr	5000		3.90	
2Dec97 5Crc7	Another Bingo	L	3	111	8	4	7	2	7	5	5	5	Bridgmohan S X15	5000		9.80	
28Nov97 2Crc8	Firewood	Lf	5	117	5	7	8	8	8	8	6	4	Bain G W	5000		44.00	
28Nov97 2Crc1	Future In Gold	Lf	5	119	7	1	2	2	4	4	72	72	Dominguez R A	5000		2.20	
19Nov97 1Med3	Outlaw Sweetie	Lbf	6	119	4	2	11	2	2	6	6	8	Lopez C	5000		3.70	

OFF AT 12:55 Start Good. Won driving. Time: :23. :49, 1:02, 1:16 Track good.

## \$2 Mutuel Prices:

 1-ONE O EIGHT ..... 25.20 10.80 8.60  
 3-NELLYSFORD ..... 4.80 4.00  
 2-FRIENDLY DEE ..... 8.00

 \$2 EXACTA 1 & 3 PAID \$108.80 \$2 TRIFECTA 1-3-2 PAID \$630.40 \$2  
 SUPERFECTA 1-3-2-6 PAID \$2,818.80

This horse ranks only 4th on Bottom Line but shows very strong on FX, Total Energy, Entropy and Fractals. It is also the Number ONE PR (Power Rating - available ONLY on the TrackMaster download).

Remember, anxiety leads to frustration, a highly contagious psychological virus dooming its victims to failure.

Ask yourself: HOW MANY COROLLARIES DO I NEED TO MAKE WAGERS WITH TOTAL CONFIDENCE? Often the answer is three or more. If that is the case, why rely on only one or two? It makes absolutely no sense to make a wager that you cannot confidently support from analyzing all the readouts that are necessary for *your* needs. Just because many clients writing letters to Vox Pop seem to require only one or two doesn't mean that's all you might need. Success in handicapping or anything else is based on personal choice. Those who say they have the win, place and show horse in their TOP 5 but always seem to bet the wrong two are not suffering from inadequate handicapping skills. They are making poor choices. Often this comes from keeping records improperly. Here's a portion of one client's records showing what NOT to do:

	BOTTOM LINE	BETTING LINE	ACTUAL ODDS	RESULT	# OF SUPPORTING COROLLARIES
FAV	#1 21.0	8 - 5	3 - 2	W	No client record
BBB	#2 19.6	2 - 1	5 - 2	P	"
EEE	#3 15.0	7 - 2	4 - 1		"
DDD	#4 11.0	5 - 1	5 - 1		"
CCC	#5 11.0	5 - 1	7 - 1	S	"

The client saw only the results from BL/BL. He presumes he would have bet EEE at 4-1 and BBB at 5-2. I see no substantiation for that assumption. Many users will automatically eschew the favorite because of its LOW odds. That's NOT the proper approach. If the FAV. has the majority of corollary readouts that are dominant for WIN according to your records, it cannot be ignored just because EEE, DDD and CCC offer higher odds. Betting VALUE horses NOT justified by COROLLARY readouts is reverting to the procedures recommended by the Mitchell/Meadow philosophy: Value for Value's sake alone.

This example came from the first race at Santa Anita on Saturday, October 25. The 3-2 Favorite had virtually all the #1 rankings. The second favorite had one #1 Ranking and ALL of the #2 rankings. The other 3 contenders had NO winning corollaries according to MY records. Their odds were attractive: 4-1, 5-1, and 7-1. The client I was working with at the time wanted to bet the higher odds horses. I warned against it because the Favorite DOMINATED most of both the Primary and Supplementary win corollaries and the 2nd Favorite ranked far ahead of the other entrants. The clincher was BALANCE. The 3 longer priced horses had a BALANCE of 7, 8 and 9 respectively.

CHECK WINNING BALANCES from YOUR records!

My advice was to "pass." Like so many other clients, he just HAD to make a bet. So he made WIN bet on the favorite. It paid \$4.20. The 2nd Favorite only paid \$4.00 to place.

The day I devised the Records chart for this article I took it to one of my hands-on clients and beseeched him to use it. He had just subscribed to a live odds service and was doing a dress rehearsal prior to phone betting. Like so many other clients, he made his bets based almost exclusively on BL/BL, ignoring other readouts despite the fact that he had printed them out right beneath BL/BL. Here is copy of what he saw:



SA1029 5 6.5 D Cl. 3 \$26,000 CP=\$32,000 PR=86 PT=115.40  
10-29-1997 2:27:13 PM

BOTTOM LINE -- BETTING LINE

PNCNAME	Ld	SR	PR	BAL	LS	ODDS	TRKDISTS	M/L	
6 ODBE	2	88	89	4	21.3	8-5	FPX 6.5D	8/1	OUT
5 TRICK1		88	85	4	20.3	9-5	SA 6.0D	3/1	PLACE \$460-831
8 KRIST1		87	85	8	19.6	2-1	DM 6.0D	5/1	Show \$2.80
W4 CORWU2		88	87	6	16.0	3-1	DMR 6.0D	5/1	WIN \$11.90-560-380
7 I CAN1		87	84	8	17.8	5-2	FPX 7.0D	8/1	

\*PR=Power Rating  
\*PT=Projected Time

\$1 EX \$22.20  
\$1 TRI \$64.70

CHAOS POWER RANKINGS AND FRACTALS

#	PNCNAME	Ld	N	T	SR	RANKS						COMP		FRACTALS			ESP	SCBL
						LS/P	SPN	FX	E	T/S	TPP	LS	R	B	L	N		
1	4 CORWU2				88	5	5	2	1	1	1	23	5	3	2	1	SUS	6.31
2	5 TRICK1				88	4	2	5	4	3	4	15	1	5	4	4	EAR	0.23
3	6 ODBE 2				88	1	1	1	2	2	2	17	2	1	1	2	PRE	0.91
4	7 I CAN1				87	3	4	3	3	5	5	22	4	2	5	5	EAR	-0.01
5	8 KRIST1				87	2	3	4	3	4	3	21	3	4	3	3	E/P	0.91

FRACTALS WEIGHTED: B=Early L=Late N=Normal

CORWUN WHAT He DID NOT see

S.A.	#1 BI/BL	#2 BI/BL-PL	#3 BI/BL-Sh	#4 BI/BL-W	Best P.C.	Best S.C.
RACE	\$\$\$	\$\$\$	\$\$\$	\$\$\$		
5	CUT	\$460	4	2.80	8	11.90
					6	#2FX
						#1 TS/TPP ENT. FRAC

7105 - FIFTH RACE, 6 1/4 Furlongs, Purse \$26,000, 3-year-olds, Claiming price \$32,000 20,000.

Index	Horse and Jockey	WM	PT	ST	M	1/2	M	3/4	M	Fin	To \$
7077	Corwun, M Pedraza	115	4	3	3 1/2	3 1/2	-	1 1/4	18 1/2	470	
7092	Tricks Galore, G Stevens	115	5	5	3rd	4th	-	3 1/4	2nd	340	
3698	Kristopher Cross, C Makstad	115	8	10	10	10	-	7th	3rd	220	
7077	Love My Life, J Garcia	115	2	2	2 1/4	1 1/4	-	2 1/4	4 1/4	2010	
8118	I Can Do, G Almada	115	7	1	8 1/2	5 1/2	-	4 1/2	5 1/2	1910	
7082	Odde Surprized, P Adhson	115	8	7	8 1/2	8 1/2	-	9 1/2	8 1/4	1050	
7077	Huajazz, L Finney Jr	117	10	8	8 1/2	7th	-	8th	7th	850	
7007	Lucky Ginkgo, D Flores	118	9	8	7th	8 1/4	-	8 1/4	8 1/2	1780	
8090	Hudsonhotel, V Espinoza	115	1	4	1st	2 1/2	-	5 1/2	9 1/2	930	
8185	The A Tark, M Garcia	115	3	8	4 1/2	8 1/2	-	10	10	9100	

Claimed - Tricks Galore-Jack & Paul Bull Peter Levine, Odde Surprized Class Racing Stable, Paul G Aguirre.

4-CORWUN ..... 11.40 8.00 3.00  
5-TRICKS GALORE ..... 4.00 3.00  
8-KRISTOPHER CROSS ..... 2.80

Off: 3:08 Time: 21 3/4, 4 1/2, 1:09 4/5, 1:16 1/5, Track: Clear & Fast Winner b g 3 Corwun  
By Glamorous Creek Tr Jack Carave Own Line Family Trust & Squegus Mutual Pool  
\$334,421.00 Exacto Pool \$232,832, Trifecta Pool \$273,329, Quinella Pool \$38,199, Pick  
Three Pool \$63,082.

91 EXACTA (4-5) PAID \$22.20 91 TRIFECTA (4-5-8) PAID \$84.70  
92 QUINELLA (4-5) PAID \$17.40 91 PICK THREE (3/12/4) PAID \$774.40

He saw only that the TOP Horse, ODBE was at 10.5-1 and TRICK 3.4-1. The 3 Ranked BL horse is KRIST, the favorite. These contenders also ranked 1-2-3 on his Composite Line Score. He made his practice wager accordingly. Had he consulted his own printouts he would have seen that he took ODBE's line from Fpx and should have checked to see if he hadn't possibly been overly generous in allowing the horse a high PLUS adjustment when going to Santa Anita. Let's forget that and leave his readouts be. Now compare his SUPPLEMENTARY readouts.

CORWU, 4th on BL/BL from a Del Mar line, has only ONE positive ranking in PRIMARY corollaries: Ranked 2nd on Factor X. NOW, look at the SUPPLEMENTARY Corollary Readouts for CORWU: #1 Total Speed; #1 TPP (Total Pace Potential); #1 Entropy; #1 Fractal N (Normal Deceleration).

What he observed was a Fpx horse going off at 10.5-1. The Fpx adjustment factor aside, that makes the horse a bet. Even if we accept the fact that he ignored vital corollary readouts, just suppose he had followed one of my other recommendations from past Follow Ups:

HIDE any horse with odds that you would not consider a wager. He did make that decision about KRIST, refusing to bet it. HIDING the horse would have raised CORWU to 3rd on BL/BL. Even had he considered KRIST he might have compared its vital supplemental corollaries with those of CORWU.

Look:

RANKINGS								
	FX	ENT.	T/S	FRACTALS	E	L	N	BAL
KRIST	4	3	4		4	3	3	8
CORWU	2	1	1		3	2	1	6

All he would have to do is consult the chart I gave him. It would force him to note the column labeled **Best-S.C.**, look at them and act accordingly. Even had he only noted the #2 FX ranking as CORWU'S Hi-PC, it should have cause him to bet with less haste. Fortunately for him this was a practice session. I hope he'll use his chart when he starts phone betting with real money.

Three important points to remember:

(1) DON'T abandon favorites and near favorites when their Corollary arrays dominate the #1 and #2 Rankings in the majority of your readouts. Check your records to see how often such domination produces the winners. Don't fight reality. You can always pass the race when odds are too low.

(2) Look for WINNING SUPPLEMENTARY COROLLARIES, especially in the readouts for higher odds horses that rank in the top 4, or even top 5 BL/BL. Don't focus only on PRIMARY corollaries as did the client who missed the \$11.40 winner. If you have SYNTHESIS make full use of the SUPPLEMENTARY corollaries.

(3) Bear in mind that the caption above BL/BL Reads "Win Odds Only." Too many of you send readouts where you expect the PLACE horse to register high. You should expect 74% of Place horses to have a COROLLARY pattern that is entirely different from Winners. Quite often this pattern is best detected by consulting your EARLY LATE difference and VECTOR graphs, Entropy and Fractals. If you wager on exotics or bet to Place, *find* representative Corollaries. One Methodology FACT now adopted by mainstream authors is: The horse(s) most likely to WIN are NOT second most likely to place!

Always consult the Morning Line as a guide and concentrate on those contenders owning WINNING COROLLARIES that project as OVERLAYS. Above all don't bet Value for Value's sake alone. That's like trying to climb Mt. Everest just because it's there.

Last issue I published Record-Keeping sheets that my "hands-on" students are using for making proper wagering choices. I also posted this injunction:

"Record the WINNERS on this chart whether or not you actually bet them. This is NOT a wagering record. The purpose of using this chart is to help you FORMULATE a wagering strategy. In essence it is a PROFILE of your decision making process (far superior to the kind of Track Profiles many want to make).

In my explanation of the Records Chart I said that we usually get more questions about how to use the chart than about the chart itself. I guess there is a correlation between predicting how horses will run and how people will behave, because we got several such questions, such as:

If Corollaries are tied, which do I use? Should I make different charts by Distance and Surface? If I only have PL4 and not Synthesis, what corollaries do I use?.

In the instructions I asked you to try using the charts **without** reference to distance and surface, at least to begin with. The generic answer to all such questions is:

**Write in the Corollaries you actually used to aid your decision-making process. Use the chart in a way that helps you the most. The chart is designed to help you. There will be no written or oral test to find out if you follow my instructions. What I might want is not important. What helps you is!**

Having examined the *concept*, let's turn now to some reports received the day of this writing. As the old Matador said to Ernest Hemingway: "Talking and writing about the bulls is far different from actually facing them in the ring" (of course he said it in Spanish making the statement far more poetic).

These reports come from Paul Yudell of New York, wagering off-site on races from GG, and Tony Hill, Santa Anita.

First a look at Paul's comments. He says that GG races during this period were "virtual gimees." That will come as a surprise to those Northern California clients who insist on experiencing problems at Golden Gate and Bay Meadows because they're handicapping with YESTERDAY'S contender/paceline guidelines. Paul is using the Sartin Methodology TODAY. I like his observation that in race #2, four sprinters and four routers were competing at a mile and one-sixteenth. The BEST router won. This observation should serve as a warning to clients who *a/ways* project sprinters when they route even though they show no sign of being able to route. His final comment, "I omitted some Odds-On winners," is quite pertinent. He "had" them but didn't bet them. Like all of us I'm sure he was tempted. Resisting such temptation is a key to consistent profit.

Paul's metamorphosis from non-winner to consistent winner should be an inspiration to all. Here is Paul's report from the chart in Follow Up #66:

Track GG

WIN PL4

# **PACE LAUNCHER ~ SYNTHESIS WAGERING DECISION CHART**

PAUL YUDE!!

RACE	#1 BL/BL		#2 BL/BL		#3 BL/BL		#4 BL/BL		Best P.C.	Best S.C.
	SSS	BAI	SSS	BAI	SSS	BAI	SSS	BAI		
1	\$7.60	2							COMP	FW
2	\$		\$7.00	3					COMP	FW
3	\$		\$6.00	3					COMP	FW
4	\$		\$58.60	6					COMP	FW
5	\$		\$5.20	6					COMP	FW
6	\$				\$11.80	6			COMP	FX
7	\$				\$7.00	6			CHAOS VECTORS	FW
8	\$		\$33.60	2					COMP	FX
9	\$				\$7.40	5			COMP	FX
10	\$				\$19.20	5			COMP	HID
11	\$				\$21.40	5			SPN	FX
12	\$11.80	5							COMP	FW
13	\$		\$8.80	4					COMP	FW
14	\$42.40	4							COMP	FW
15	\$				\$7.00	3			COMP	T.E.
16	\$						\$5.20	10	FW (2)	TT
17	\$		\$5.20	3					SPN (2)	FX (2)
18	\$		\$7.40	6					FW (1)	TE. (2)
19	\$		\$7.00 (tie)	3					SPN (2)	FX (2)
20	\$						\$6.40	4	SPN (3)	FX (2)

SUMMARY

#1 WINS	#2 WINS	#3 WINS	#4 WINS	NOTE
3	9	6	2	
AVE. \$ 20.60	x \$ 15.42	x \$ 12.30	\$ 5.80	
AVE. BAL. 2.75	4	5	7	
Comments: Races are from mid-Dec @ GG which was a virtual quagmire the entire week. Race # 2 is interesting in that 4 sprinters and 4 routers were going 1 to 6, and a router won. I omitted a couple of odds-on winners.				

Note that Paul dutifully lists both the Best Primary and Supplementary Corollaries used to isolate the winners. At the time of this report he did not yet have the added SUPPLEMENTARY readouts from SYNTHESIS. His corollaries are from Pace Launcher 4.

Of special interest to me and, hopefully to you, is something that I see quite frequently. The SECOND and THIRD ranked BOTTOM LINE horses are producing the most winners and profit. In 20 races the SECOND ranked Bottom Line horse won 9 times. THIRD ranked, 6 times. Average mutuels, respectively were \$15.42 and \$12.30. Average BALANCES: 4 and 5. The TWO wins from the FOURTH ranked BL produced a paltry average mutuel of \$5.80 with a BALANCE of 7. TOP BL shows only THREE winners (omitting those Odds-On horses he didn't consider). One paid \$42.40, another \$11.80. No doubt about a bet in these instances. BALANCE average was 2.75.

At this point you might be saying to yourself "Yes but—This guy's a great handicapper." You'd be correct, but it wasn't always so. Yudell went through the same agonizing experiences shared by most clients who could finally produce reports like his. For a number of years Paul tried mixing a lot of previously-learned mainstream and other deviant teachings with the Methodology (See Terry Powledge article, page 36 Follow Up #66). He even became well acquainted with some of the more prominent names in the mainstream camp. In recent years he has abandoned the smorgasbord approach and become a true Methodologist. So for those who respond with a "Yeah but—", I recommend the same. Then you can look in the mirror and say to yourself, "I'M a great handicapper!"

NEXT—Two charts from Tony Hill, Santa Anita:

**WIN**
**PACE LAUNCHER - SYNTHESIS**  
**WAGERING DECISION CHART**

SA

TONY HALL #1

RACE	#1 BL/BL		#2 BL/BL		#3 BL/BL		#4 BL/BL		Best P.C.	Best S.C.
	\$\$\$	BAI	\$\$\$	BAI	\$\$\$	BAI	\$\$\$	BAI		
1	\$	4			\$7.00	7			COMP SYN	FX-INT
2	\$				1.25	7				LSP
3	\$				(3.60)	8	No bet		FX(2)	LSP
4	\$ 6.8	2							COMP SYN	LSP
5	\$						10.20	9	COMP(3)	
6	\$				9.80	5			ENTER CPR	LSP
7	\$	No Bet - foreign H. No Paces in H								
8	\$				20.60	5			FX	VECTOR
9	\$ 6.40	3							COMP SYN	INC.
10	\$				20.00	5			F3	FRAGILE N-1
11	\$				58.80	6			F3	ENT(2)
12	\$						6.2	4	EX	POR-H
13	\$		9.00	3					EX-CPR	LSP
14	\$				(3.20)	7	No BET		FX	Pace M
15	\$				6.80	7			F3	
16	\$						9.00	3		
17	\$		8		5.80	5			FW	
18	\$		4.2	6					ENT	LSP
19	\$ 8.8	4							SPN	T/S SPN
20	\$		8.6	4					ENT	LSP

#1 WINS	#2 WINS	#3 WINS	#4 WINS
3	3	9	3
AVE. \$ 7.33	7.20	14.80	8.40
AVE. BAL. 3	4	6.2	7
Comments: 19 RACES 1 DISQUALIFY 18 WIN-Top 4			
1 - NO PACE LINES			
29			

## WIN

PACE LAUNCHER ~ SYNTHESIS  
WAGERING DECISION CHART

Tony Hill #2

RACE	#1 BL/BL		#2 BL/BL		#3 BL/BL		#4 BL/BL		Best P.C.	Best S.C.
	\$\$\$	BAL	\$\$\$	BAL	\$\$\$	BAL	\$\$\$	BAL		
4	\$ 7.00	8							SPN	LSP
2	\$ 12.80	2							LSP	COMP
3	\$				\$ 8.20	4			TS(2)	EP(1)
4	\$						\$ 62.80	6	HE	Vector
5	\$				\$ 10.80	6		#	HE	LSP
5	\$				\$ 22.80	5			TOYS	TS/Par
7	\$						\$ 21.80	8		<del>Vector</del>
8	\$ 7.40	7							SPN	SPN
9	\$ 5.00	4							CPR	SPN
0	\$		\$ 33.20	2					FX	TPP
1	\$ 8.80	4							CPR	<del>SPN</del>
4	\$ 5.20	2							FX	ENT
2	\$				\$ 47.60	4			FX	FX
3	\$		\$ 10.60	4					FX(2)	TPP(2)
5	\$		\$ 8.80	2					FX	TPP
6	\$ 10.80	4							FX	TPP
7	\$ 4.60	3							CPR	ENT
8	\$ 9.00	\$ 5							SPN	ENT
9	\$				\$ 14.20	6			E/L DFF	FRAC
0	\$				\$ 14.80	7			E/L DFF	LSP

Numbers  
1-10K  
9.40  
83. EX

No. 1-PL  
12.6  
163.20  
EX

#1 WINS	#2 WINS	#3 WINS	#4 WINS
9	3	6	2
AVE. \$ <u>\$ 7.90</u>	AVE. \$ <u>\$ 17.50</u>	AVE. \$ <u>\$ 19.70</u>	AVE. \$ <u>\$ 42.3</u>
AVE. BAL. <u>4.3</u>	AVE. BAL. <u>3.6</u>	AVE. BAL. <u>5</u>	AVE. BAL. <u>7</u>

Comments:

20 of 20 Top 4



Unlike myself and most other clients, Tony has always been a shrewd handicapper. He just got better after joining the Methodology. Although you'd never know it to look at him, Tony is over 80 and has seen a lot of handicapping fads come and go so he's never been a devotee of mainstream handicapping philosophy.

On his first report only THREE winners come for the #1 BL/BL. Average Mutuel \$7.33. Ave. BALANCE 3. 2nd ranked BL/BL: 3 wins. Ave Mutuel \$7.20. THIRD RANKED BL/BL: 9 wins, Ave Mutuel \$14.80. Ave, Balance 6.2. Again the Fourth Ranked BL/BL offered little: 3 wins, \$8.40 Highest ave, BALANCE: 8.4. He notes that he did not bet the two less than even odds horses. One of his winners was disqualified and another horse in his 20 race cycle had NO north American line.

In making your report don't specify whether or not you BET a horse. Keep ONLY the BL/BL rankings, the mutuels and the Balance along with the COROLLARIES that best pointed to the winners.

Tony does have SYNTHESIS so he is able to draw on several more esoteric readouts to aid his wagering decisions. Note the use of Entropy, Fractals and LS/P (Long Shot Potential), T/S, Pace Matchup Graph, POR/POH and the VECTOR GRAPH. Now Tony's 2nd 20 race Cycle:

This time the TOP RANKED BL/BL shows 9 wins, a mutuel average of \$7.90 and an ave. BALANCE of 4.3. 2nd Ranked BL/BL shows only 3 wins but an average mutuel of \$17.50 and average BALANCE 3.6. THIRD ranked BL/BL: 6 wins with an ave. Mutuel of \$19.70, average BALANCE 5. While the 4th ranked BL/BL only produced 2 winners, they paid handsomely: Average mutuel \$42.30. Also the highest average BALANCE: 7.

I trust that none of you are naive enough to believe it's possible to accept the viability of statistics drawn from the COorollary records of *other people*. Only yours count. Regardless of instruction, all clients won't enter the same contenders and pacelines. Some will HIDE all but the Top Ranked 5 on Composite and/or SPN. Some will even get it down to 4. Others will use 7, 8 or even 9 horses. The use of the HIDE option will often determine the BL/BL rankings. To make optimal use of Pace Launcher or Synthesis you must focus on making maximum use of the HIDE feature and, when there is any doubt, enter more than one paceline per contender and accept the one deemed BEST by Composite Ranking, not your visual perception.

Back in the days when Phase III and other pure velocity-based programs reigned, we had some highly regarded teachers who insisted that we always include in our readouts the BEST Early horse, or alleged

pace-setter. That is **no longer** true, assuming it ever was. This procedure pertains to those using the visual match up only. I'm both amused and somewhat amazed at the number of clients who once said all they needed was the visual match up, who are now praising and profiting from Pace Launcher and SYNTHESIS.

Persons who succeed via the VISUAL MATCHUP rank high in my esteem. Fortunately for my limited energy resources, they are so rare that I don't have to dispense much esteem in this area.

A modicum of viable judgment is helpful in determining COMPARABLE and eliminating the use of lines TOTALLY deviant from a contender's proven ability. Even those lacking this kind of judgment will win more races in a 20 race cycle than those who resort to the kind of judgment dictated by archaic mainstream rules.

Above all, do not rely on any single readout for wagering. One client based both his Win, Place and Exacta Bets on Factor X Rankings. Then he cried out that Factor X had betrayed him. Let that alleged betrayal be a warning. Find confirmation from MULTIPLE COROLLARIES.

Again I urge, please send me some completed 20 race cycle results on the charts from Follow Up #66.

If you don't have enough Winners in your TOP choices to make a profit, I repeat - **review your contender/paceline selection**. Are you following the instructions published in all Follow Ups since #58? Are you making full use of the HIDE feature? If not, re-do your races as instructed. The fault lies not in your stars but in yourself. That's the procedure and attitude of those writing glowing letters to Vox Pop. It is very difficult to give telephone or any other kind of help to clients who are not doing the same. I direct this particularly to those of you who say they're following my prescription but are not doing so in fact! When you send me problem races, that is easily detected. I'm not accusing you of lying to me. You're engaging in the kind of self-deception that BELIEVES the lie.



# VOX POPULI

## THE CLIENTS SPEAK

Dear Gloria,

Thank you very much for your quick response concerning the latest programs offered by the Sartin Methodology. Enclosed you will find [payment] for the upgrade from Pace Launcher 4 to Synthesis. I barely had a chance to get into the nuts and bolts of Pace Launcher 4, with the holidays and everything, but what I have tried with it works great (as do all of the Sartin programs).

That's why I'm answering this letter the same day that I received it, because I want the latest programs available. I have complete trust in the Methodology and am very excited about the chance to get Synthesis...

M.U., New York

Enclosed is my check for the new Sartin Synthesis program.

The PL4 program has been a very efficient program for me. Thank you for the excellent work and information that you have given us in the past and will continue to furnish us in the future.

E.L., Iowa

Doc,

I received [Synthesis]. It has already given me real hope. My mistakes have been minimal with this program. I'm adapting quickly. I'm more temperamentally suited to this program than any other.

I've used it three days and am 13 for 20 (65%). Five for five yesterday, but all chalk. I have to work on my money management and control my urge to go after all the exotics. Am presently wagering \$35.00 per race. Want to be up to \$100.00 within three weeks. I must play exotics only when I am way ahead for the day.

I use Quad Rater to qualify contenders, then the number three Energy option (only).

Than you again.

C.P., California

Dear Doc Sartin:

Enclosed is a check for my upgrade from PL4 to Sartin Synthesis.

Hopefully, this will bring me to full professional status. Presently, I have been getting in the range of 66% winners and the average ROI has been (38% profit per \$ invested).

Keep up the good work in the New Year. May you all have your health and good fortune.

M.T., Ohio

Howard -

I am pleased to order Synthesis. Enclosed is my check.

New Years day paid for this program 5 times over using PL4.

Thanks,

B.L., California

Dear Doc:

Please allow me this opportunity to express my sincere best wishes for a Happy, Healthy and Prosperous New Year.

Let me begin by saying that I agree with all of my Methodology colleagues that the Vegas '97 seminar was the best ever. In addition, I was proud to have witnessed the Dean recognize you as the "Einstein of handicapping experts." Clearly the title is impressive and well deserved. It becomes even more so when you consider that it was Tom Ainslie who bestowed it upon you.

Doc, I received the copy of Synthesis. Thank you very much. I am returning my PL4 to Gloria under separate cover.

Also, I am enclosing a check for my eighth annual subscription to The Follow Up.

I look forward to the day when (my son) can join us at a seminar as a Methodology client.

Speaking of seminars, would you please consider a Spring '98 seminar in Las Vegas.

A.C., Virginia

Dear Howard and All:

Hope this finds everyone healthy and happy and enjoying the Holiday Season! My best wishes to you all. I appreciate the rebate check from the Las Vegas seminar which I received recently but am returning to you. Please donate it to a children's charity there in your local community. My reason for doing so follows.

After receiving the new software, I loaded it up and started out with Sam Houston's evening program on December the 4th. I think it was only the first week of the winter meeting. Followed the contender guidelines (best of last three using SR+Var adjusted) and put the top 5 and ties or very close into Synthesis. The contenders were coming from all over so I used the automatic adjustments rather than raw figures.

As I was short of time and about to leave for the evening I printed out the Bottom Line/Betting Line info, marked out the scratches plus any that had significant layoffs (see notations on the sheets) and bet the top two to win and boxed the top three in the exactas. Based on the morning line I knew I had several that seemed very attractive. I flat bet the top two, two dollars across the board on each. Not what I would do under normal circumstances but seemed okay given the time factor, plus a two dollar exacta box on the top three. Used my phone account with Ladbroke's and went out for the evening.

Imagine my satisfaction upon returning to seven of seven winners and four of seven exactas! The ROI's are skewed by race number eight but I'm not complaining. The amounts circled on the enclosed sheets are the actual bets cashed. For the win bet the ROI was 1.84 and for the exactas it was 4.74! As soon as the holidays are over I intend to spend a lot more time with this program.

Anyway, this is a long winded way of saying thank you for another great seminar and for a top notch advancement in the programs. Please forward the rebate amount on as mentioned above.

Happy Holidays!

J.T., Illinois

**DOC COMMENTS: His generous return of his Vegas rebate went to H.E.L.P., a local charity benefiting homeless mothers and children. His actions are those of a winner of races and in life. This kind of thing is what makes my work worthwhile.**

**From Pace Launcher Registration form:**

Thank you! It's paid for itself!

P.G., Illinois

Dear Howard:

... Well, as you are fully aware we are simulcasting Wed. through Sunday with up to four tracks a day to work from. Due to my rather complicated work schedule I get varying days off and I usually get to work two days of racing a week as well as Friday nights when Golden Gate and Hollywood run evening programs. I have been doing fairly well and I was able to net a little over \$2,000 profit from the fall meeting at Churchill Downs. I am really quite comfortable just using PL4 now and I only run my Thoromation graphs when I have a couple of days off in a row. I do like the format you have set up for the Pace Launcher upgrade and the entropy number looks very interesting to me. I never got into using that program too much because I often found myself in a quandary with readouts that it generated.

D.M., Canada

**Doc Comments: This came with a beautiful Christmas present video of Beautiful Canada. In response to his "quandary", I replied:**

**Think of them as part of a Western Canadian forest. The taller the tree, the more significant.**

Dear Dr. Sartin,

Synthesis is the best! It paid for itself with the first bet. It's indisputable that Synthesis is a perpetual motion money machine.

S.D., California

Dear Dr. Sartin:

I am having a lot of fun in getting familiar with Synthesis. I have always been fond of Ultra Scan and later on with Thoromation. But the read outs, the features, the bar graphs of this program named Synthesis are awesome. It surpassed all my expectations. This program is a work of art...

M.R., California

Howard,

You have meant so much to me over the years. You have been a guiding light and having known you made life a much better place.

Much Love,

E.A., Nevada

Doc,

Just finished FU#66 - thought it was one of your BEST EVER! Can't wait to try Sartin Synthesis + view your video collection.

'97 was a winning handicapping year-(sorry Beyer!). I play Santa Anita, Gulfstream + Monmouth - Without your work I would have NO interest in these places - now I can't wait to go!

N.L., New York

Hi Doc,

... The Methodology has been very good to me over the last 11 year and I simply want to say thank you. I look forward to using Synthesis in my work this spring/summer.

J.O., Washington

Dear Doc:

Happy New Year! And belated wishes for a Merry Christmas to you and yours. I was just about beginning to feel sorry for myself when, exactly on the 31st of December, I received my Follow Up #66! I am glad to see everything is going well for you, the Methodology and the clients. It does buoy up one's spirits to read the Follow Up and see everyone is doing well. It always has that effect on me. I was feeling so down. When the FU66 arrived, it really pulled me up.

A.N., Canada

**DOC COMMENTS: The Follow Up serves many needs beyond just handicapping.**

Dear Doc Sartin,

I have to tell you, the results have been nothing short of remarkable. The first wager I made was on Jan 16th, the 3rd at Aqueduct. The bets were the first and third horse on bottom line and the top horse won paying \$25.00. Not only that but it had the place and show horses in correct order! That is not the only time either, yesterday (1/19) in the 6th at AQU, 1 mile, a distance rarely run, it had almost the same result with the winner paying \$21.60. It also had its fair share of regular payoffs. To keep this simple, all I can say is WOW!!!

K.B., Connecticut

**DOC COMMENTS: K.B. is a convert to Synthesis who formerly had problems reconciling the differences between AQU main and inner. I made some suggestions that he followed with the above result. I once was involved in high school forensic contests with his father. Life produces some strange coincidences.**

Gloria,

....Please tell the Doc that Entropy 2 continues to be the perfect corollary program to Pace Launcher.

D.M., Canada

**DOC COMMENTS: Entropy is now a part of the Synthesis program.**

**From Pace Launcher Registration form:**

Fantastic program!!!

L.D., Arizona

Doc,

Amazing! 5 out of 6 at Calder and 2 for 2 at Haw. and still I have to hear about Quirin's import values and some guy who claims to have made \$20,000 in one day using them.

...The whole card (except the 12th) just jumped out and said, "Here is the winner".

... thanks to you and Shane for everything. Happy holidays to you and yours.

M.K., Illinois

Howard, Shane and Staff,

Thanks for all your help and encouragement. It means so much!! Your organization is by far the best on the market. I hope you know that most people only care about themselves and how to get more of your money. Other than Tom Brohamer, I wouldn't listen to any of the trash they have to offer. G.G., California

Dear Dr. Sartin,

...I am moving steadily toward my dream of being a full time professional, thanks to you and everyone at O. Henry.

Hope you enjoy a great 1998. I certainly plan to. Sincerely,

M.W., Canada

Dear Howard,

Every time I peruse the past performances and compare paelines you are always there to guide me.

I am also indebted to your suggestion I handicap and listen to jazz at the same time. This has doubled my enjoyment of Goodman, Basie, Ellington, et al and energizes the matchup juices.

Your devotee,

M.P., California

Dear Dr. Sartin:

Enclosed herein are the computer disks for Synergism II, Thoromation/Kgen Combo, Entropy II, Fractals, Pace Launcher 3 and 4. I am retaining Thoromation II and the new, the great, Synthesis program.

For reasons you certainly understand, better than me, up until now I felt I needed to keep the old programs around as sort of a security blanket. Over the past years I have very seldom, if ever, loaded them up and used them, however, I just felt I needed to keep them near. Now, I no longer feel a need to retain these programs.

Thank you for your patience and understanding in allowing me to hold on to them as long as I have.

T.P., California



# The Psychology of Winning

Before sitting down to write this column I spent time reading over the letters in Vox Populi. Often these missives are accompanied by Past Performance charts with paelines underlined, readouts and copies of winning tickets. Throughout the 1980's when we were most highly publicized, I received quite a few positive messages but NOTHING like the flurry of winning testimonials that have come to me since 1995.

## WHY?

Because before this time I compromised with mainstream concepts to the degree that I allowed a number of teaching members too much latitude in subjecting you to diverse opinions, ideas and highly individualized handicapping techniques. Seminars, phone-call answers and other means of instruction were given to you that were not consistent with the tenets of this Methodology. This is not so much a criticism of those teachers as it is an indictment against me for compromising to avoid conflict. I should have been more keenly aware of history's most important lesson: without conflict there can be no REVOLUTION. I let teachers tell you *how they did it*, not how you should do it to achieve consistent success.

Some clients enjoyed this diversity because it allowed them to retain a lot of their past precepts and myth-laden procedures. Others became hopelessly confused. Some dropped out. Many were resentful, saying that if we (the teachers) couldn't all agree, how could they possibly understand?

In 1995 I began the slow process of taking more charge. Tom Ainslie had become a Teaching Associate the previous year and his total endorsement of my work, together with his reserved calm, steadying seminar presentations offered a means of incorporating only valid mainstream and other concepts with the Methodology. Ainslie's books of instruction have been, since the mid-1960's, the epitome of all that's worthwhile in contemporary handicapping procedures. His input got a lot of clients back on a winning course.

As a result, winning at the races has become a proven reality for most of the clients who now use our advanced programs and procedures.

We started Vox Populi with Follow Up issue #44, almost four years ago. Since that time we've published hundreds of documented testimonials from successful clients. Back in the days when some of our leading teachers were really closet mainstreamers, especially in the area of classifying horses for paceline selection, our success stories came from clients with average mutuels of \$8.80. Today the average is almost eleven dollars resulting from a plethora of longshots.

On the next page you'll two representations of a human head and how the brain filters and absorbs information. The top figure is infested with a barrage of MIXED informational messages. The initial reaction this onslaught is RESISTANCE, indicated by the heavy barriers. The brain responds in a state of confusion. It then tries to sort out the conflicting information, to reconcile what it has heard into some sort of order. The human brain is geared to seek ORDER. So, in trying to process ALL the information received, the individual DISTORTS what has been heard into a message that, when repeated by him or her, bears little or no resemblance to ANY of the information as imparted. Subsequent to this distorted learning process one's chance for successful application of the information is greatly reduced.

The bottom figure depicts a brain receiving a constant message with information that is consistent with a given concept. Some degree of RESISTANCE remains. This is natural and healthy. One should not accept any message as pure gospel. Again, the brain seeks order but, because resistance is minimal, the message is received with only minor distortion. The result is that when the time comes for an individual to use this kind of information, success is greatly enhanced.

Both auditory channels are depicted because of the different way the RIGHT and LEFT brain hemispheres respond to and apply information. Left-brained persons tend to process information in a sequential, orderly fashion. They are literal minded and less amenable to allegorical or symbolic messages. As such they are in the most danger of distorting mixed messages.

Contrariwise, right-brained persons are more likely to filter out "How I do it" information and to grasp the true meaning behind any message *other* than a sequential recitation of dry facts or alleged data. They are the most susceptible to allegory and symbolism.

Left-brained persons, feeding on "How I do it" messages, become the most resentful when discovering that they can't do it properly. As a result we have a few embittered ex-clients.

How I DO IT is of NO consequence; not worth a damn unless I can help EACH ONE of YOU do it.

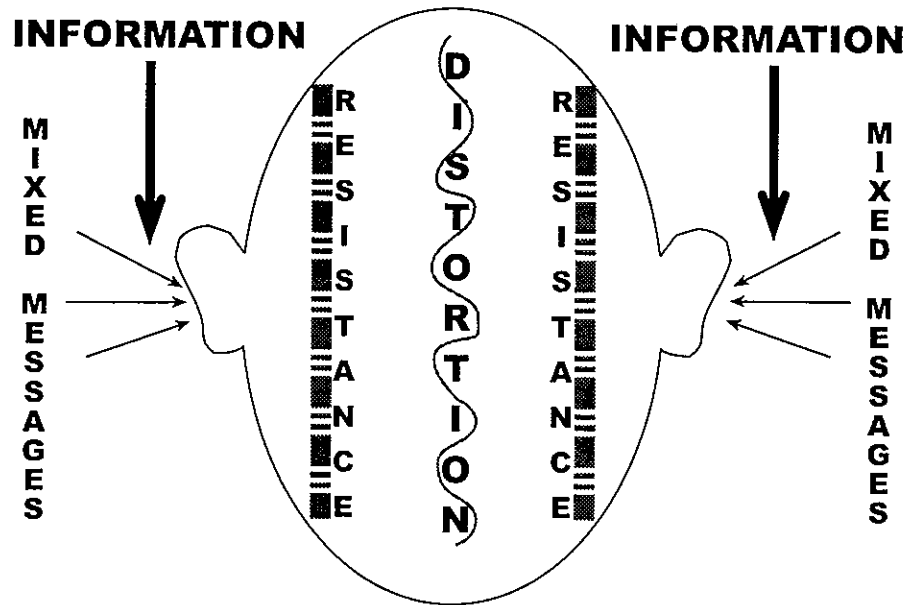
Since winning consistently at the races still eludes some clients, I alone must take responsibility. It cannot be shifted onto some well-intended Teaching Member, past or present.

The chief reason our 1997 Las Vegas Seminar was praised so highly by attendees is that almost all of the informational messages were consistent with the ideal that such instruction should not be an ego trip but directed solely toward the benefit of attendees; making every client there a winner.

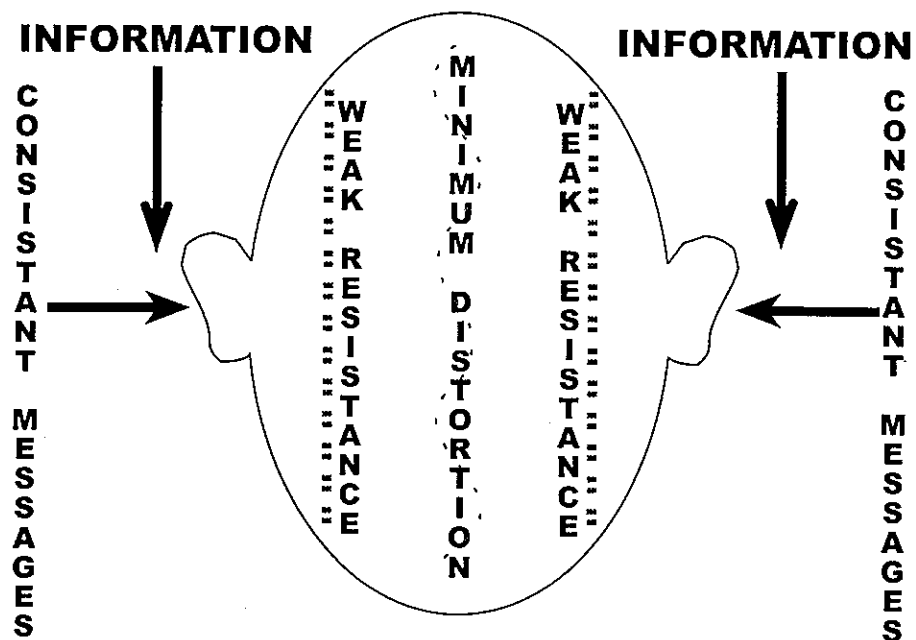


# *Paths of Information*

*Side Roads Leading Nowhere...*



*or Highway to SUCCESS!*



To make the pavement on your road to success even smoother, I've now finished the second of our Video-Audio tape one-on-one sessions. Tom Ainslie made my day just as this was going to press. He said that the audio version of my 1st tape session was a masterpiece of succinct and articulate teaching; he then added his opinion that something had to be wrong with anyone who could not understand and win with the Methodology after viewing and/or listening to Tape #1. That's high praise for #1. #2 will be even more explanatory. I wasn't happy with the voice quality of tape one. It filtered out the lows and made me a tenor. Of course that's just vanity talking.

While it may not seem fair to ALL, my early ministerial training imbued me with a mind set based on the parable about the lost sheep. So I spend more time helping those who have gone astray than those who have found success with the Methodology.

Some remain genuinely confused. Others just refuse to GET IT because of stubborn resistance and clinging to ancient myths. I still hear about people who refuse to accept our use of the Speed Rating and Daily Variant or, with the TrackMaster download, the INTERNAL adjustments that utilize an adaptation of the SR+DV formula that equalizes and adjusts ALL lines automatically.

One person in New York saw a client winning consistently with PL4 and was so impressed he joined us and purchased the program. Instead of using it as instructed, he threw it away saying that EVERYBODY KNOWS THE RACING FORM SPEED RATING AND VARIANT IS NO DAMNED GOOD!

That's stubborn resistance. I wonder how he thinks the client whose readouts and profits impressed him so, achieved HIS success? He's one stray sheep I won't go after.

Clients who enjoy success use their Follow Up subscription to good advantage. They follow the instructions and take ancillary material to heart. They accept the validity of the Three C's and make them an integral part of handicapping and their LIFE.

The C that received the most comment after last issue was——

#### CONSISTENCY

Lack of consistency in *anything* is a psychological phenomenon and has little or nothing to do with handicapping procedure or method. This is a fact that human beings find very difficult to accept. We think in terms of cycles, streaks and luck, good or bad. Anything to direct the cause of failure to a source other than self.

When we get a series of Vox Populi testimonials spanning a period of months, even years, from the same people, we conclude that those clients have solved the problem of INCONSISTENCY. In this column I will share some of their secrets with you.

I'll dwell for a moment on the mental set of some of those former clients who could never quite "GET IT" and left resentful or embittered. While mixed messages and an inability to separate the wheat from the chafe was one cause, another big reason was (and is)——REFUSING to relinquish an archaic mainstream based frame of reference and trying to mix inapplicable handicapping staples into this Methodology. They also voiced great displeasure when I advanced beyond Phase I, II and III. They just couldn't get it into their heads that procedures derived from these phases had become virtual public domain through imitation and that *current* success is

based on formulae and procedures that can be applied to current reality.

They chose the familiar over the revolutionary. It would come as no surprise to them that during the American Revolution, two thirds of the population of our original thirteen colonies were British sympathizers and wanted to remain loyal to the crown. Benedict Arnold was considered a hero by most. Only history has made him a traitor.

I realize that my method of teaching successful handicapping is essentially arbitrary, undemocratic, exhibiting an attitude completely counter to all my other beliefs. I'm a devotee of jazz improvisation, ad libbing, minority rights and freedom and individualism in thought and deed. I dislike the static rigidity of all regimented educational systems.

Why do I denounce eclecticism in handicapping? Simply because very few handicappers can succeed with an eclectic approach. Mark Cramer is one and he teaches it well. For the most part, his followers are among handicapping's elite. They adapt successfully to a Graduate School philosophy of handicapping, sifting through vast amounts of information before composing their thesis.

My clients, for the most part, have never been candidates for Graduate School Handicapping, which is why they were attracted to this methodology in the first place. Like the vast majority of handicappers they require a road map showing only a SINGLE highway, with no side roads, that leads to consistent success. I wish it were otherwise but 23 years of experience has taught me that it's NOT.

But take heart. That highway is actually a FREEway and has many lanes, including those for passing other travelers if you're so inclined. Just don't swerve too far right or left or you'll hit a solid concrete abutment and crash.

I subscribe to every racing magazine and journal out there. That includes HORSEPLAYER MAGAZINE and AMERICAN TURF MONTHLY. No criticism of the editors or publishers intended, but most of their pages are filled with tripe designed to appeal to typical horseplayer mentality which is the same as LOSER mentality. All these publications are catering to the common denominator. Only once in a great while do they publish anything worthwhile. Reading them en masse provides an excellent textbook of what NOT to believe.

Had dinner recently with a client admitting to erratic betting tendencies. It was the day the Dow Jones average had gone up well over 150 points and one of my funds made a \$6,000 profit.

I asked him, "What would you think of me had I wired my broker and told him to put ALL that profit into a highly speculative issue?" (the DOW went down over 200 points shortly thereafter).

"I'd think you'd gone nuts," was his reply.

"Then don't you think YOU'RE a little nuts when you take all the profit from a good day at the races and put it all back into a lot of wild exotic combinations in the LAST race?"

"Let's have another drink," he answered.

DOC SARTIN

## ***Automatic Features in TrackMaster Download***

For years I have promoted the validity of using Three Year Best Times with the DRF Speed Rating and Variant. I still do for those who hand enter and follow my directions. Those who download from *any* source often fail to observe salient factors. In making the TrackMaster download available to you I feel an explanation is due to those of you who choose to use it for the special versions of Pace Launcher 3, Pace Launcher 4 and SYNTHESIS:

TrackMaster contacted me way back in July of 1996, informing me that a number of their customers and our clients wished to use Sartin Methodology programs they could download through TrackMaster. Initially I was reluctant to do anything about this request because TrackMaster uses Equibase data instead of that from the Daily Racing Form itself. Equibase was formed by the Jockey Club to serve the racing public in case the DRF ever went out of business; something they've threatened and been on the verge of for some time.

TrackMaster does include everything provided by the Racing Form, including a SR+V and a set of best times from which SR and DV are derived. While the formulas are slightly different, the end result is at least as good as any other download service.

Still we faced the problem of being able to develop a version of our Sartin Methodology TODAY programs that would optimally utilize the TrackMaster data automatically, *without* clients having to keep up to date 3 Year Best Times or entering a Speed Rating plus DV. At the same time we wanted to make it possible to **equalize** all PP distances to that of TODAY'S race and to automatically Xtract Sprints from Routes, Project Sprints into Routes, Tandem Race and ESP Running Style indicators, PLUS all needed adjustments: surface, distance and very sophisticated track class and track to track, with ***no hand entries*** or need for manual adjustments. We still offer you the ability to make manual adjusts, but at your own risk.

Programming all this was a monumental task. It required close cooperation from TrackMaster and its eleven researchers and programmers working in concert with my programmer. It took 18 full months and several round trips between our Ontario airport and San Jose's, serving Los Altos, TrackMaster's headquarters in northern California. It also took a lot of heated arguing on my part to assure that you would get maximum benefit from using the TrackMaster download versions of Pace Launcher and Synthesis.

The downloaded versions of the programs have been subjected to long and arduous testing by myself, Shane, Guy and several other concerned clients to make sure ALL AUTOMATIC ADJUSTMENTS and other AUTO factors meet my most stringent requirements.

The final verdict is in. Despite the fact that hand entry and strict observance of my guidelines is superior to any download, I accept the fact that downloading is here to stay. With any download you miss many of the subtle advantages that might be gained from making full use of your powers of observation when consulting the Form. Note my emphasis on MIGHT and FULL.

With that reservation clearly in mind, I can assure you that overall results from the TrackMaster download have met all the essential requirements to produce success for you; to achieve equal or even *greater* success than with any other download service. The Paceline array leaves little if any doubt as to which one to enter, and multiple line entry is easy.

For testers who previously downloaded from other sources, those 18 months of development has finally reached fruition. The programs produce results in all areas that at least equal those achieved by clients through hand entry or the BRIS download. This became apparent after observing the many little mistakes a lot of clients continue to make in vital areas. For many, results should be even better. This is because a lot of clients have vacillated between RAW and ATM figures; have questions about Extracting and Projecting, Equalizing Distances, Track to Track and Surface differences, Track Class, Manual Adjusts and other things. By removing the necessity of weighing options dictated by doubt and uncertainty and making them all AUTOMATIC, we have reduced the number of *subjective decision* mistakes that have often been the cause of client failure to reach optimal proficiency and profit.

The TrackMaster download is available only for TODAY'S Methodology programs: Pace Launcher 3 and 4 AND SYNTHESIS (with a couple of powerful added screens).

- NO special DOWNLOAD PROGRAM, per se, is necessary. The download is contained WITHIN the upgraded programs themselves.

NOTE: You DO NOT have to turn in your PRESENT Pace Launcher or Synthesis program when getting the TrackMaster versions. Keep your present copies so that you can make hand entries in case of an electrical blackout, modem failure or any other circumstance where you cannot make normal communication connections.

>>> SYNTHESIS <<< >>> PACELINES AND CALCULATIONS <<<	
1 = SELECT CARD	1 = CONDITIONS
2 = CLEAN UP	2 = ENTRIES
3 = SET PRINTER	3 = PRINT CONDITIONS AND ENTRIES
Q = QUIT	4 = PACELINES
	5 = PACELINES AND DETAILS
	6 = CALCULATIONS
	E = PRINT EARNINGS AND FREQUENCY
	O = PRINT ORIGINAL PACE LINES
	Q = EXIT to RACE LIST

SYNTHESIS RATINGS MENU

1:	BOTTOM LINE -- BETTING LINE
2:	PRIMARY FACTORS
3:	SUPPLEMENTARY FACTORS
4:	FACTOR COMPOSITE with FRACTALS
5:	QUANTUM-RATER POR/POH
6:	QUANTUM-RATER STICK GRAPHS
7:	QUANTUM-RATER PACEGRAPH
8:	QUANTUM-RATER COMPOSITE
9:	ENERGY GENERATOR
E:	ENTROPY
F:	FRACTALS
I:	INCREMENTAL MATCH-UP
V:	VITAL FACTORS
S:	SHOW FRACTIONS
L:	SHOW LINES
Q:	EXIT

SYNTHESIS  
>> RATINGS AND GRAPHS <<

1 = SUPERSCREEN (SHORTCUT TO SUCCESS)
2 = SYNTHESIS BOTTOM-LINE BETTING-LINE
3 = GRAPHICS
S = PRINT SHORT REPORT
Q = EXIT

SYNTHESIS GRAPHICS MENU

1:	PACE MATCH UP GRAPH
2:	LATE/EARLY DIFFERENCE GRAPH
3:	EARLY-SUSTAINED BOTH/AND GRAPH
4:	VECTORS POH/POR
5:	HIDDEN ENERGY and Factor W
6:	EARLY/LATE ENERGY POTENTIAL
L:	SHOW LINES
Q:	EXIT

Here is the dynamic new SHORTCUT TO SUCCESS Screen available ONLY through the TrackMaster Download.

661226 4 6.0 0 MC 3+ 16,000 CP=98,500 PR=72 PFT=111.58  
01-21-1998 11:58:45 AM  
BOTTOM LINE -- BETTING LINE

PNcNAME	Ld	SR	PR	DAL	LS	ODDS	TRKDISTS	N/L
4 THEKE1	81	72	4	24.0	EVEN	66	6.00	8/5 <u>S</u>
9 CINOR2	77	78	3	22.1	EVEN	66	6.00	6/1 <u>W</u> \$21.40
8 MOSTL1	77	72	7	19.8	2-1	66	6.00	3/1 <u>P</u>
2 LOST 3	73	72	6	16.5	3-1	66	5.50	20/1

SYNTHESIS POWER RANKINGS AND FRACTALS																																	
PRIM												SUPP																					
#	PNcNAME	LdNT	SR	P	T	S	O	E	L	C	T	H	F	F	N	LS	R	W	I	L	S	P	L	S	R	E	L	N	ESP	SCBL			
1	2	LOST	3	73	4	3		4	3	4	4	4	4	4	1	24	4					4	1	4	3	13	15	3	1	2	2	PRE	2.0
2	4	THEKE1	1	81	1	1		1	2	1	1	1	1	2	9	1						1	2	1	1	1	6	1	2	1	3	E/P	
3	8	MOSTL1	1	77	2	4		2	4	3	2	3	2	4	20	3						3	4	3	4	4	18	4	4	3	4	PRE	1.0
4	9	CINOR2		77	3	2		3	1	2	3	2	3	3	17	2						2	3	2	2	2	11	2	3	1	1	PRE	1.0

FRACTALS WEIGHTED: E=Early L=Late N=Normal

PRESS 4 EXPAND TO

SYNTHESIS POWER RANKINGS AND FRACTALS																											
				PRIMX										SUPPX						FRACT							
#	PNcNAME	LdNT	SR	L	T	E	L	C	T	H	F	F	LS	R	S	F	Σ	T	T	P	LS	R	E	L	N	ESP	SCBL
				S	O	P	P	P	T	E	N	X			P	X		S	P				P	L	S		
1	2 LOST 3		73	4	3	4	3	4	4	4	4	1	24	4	4	1	4	3	3	15	3	1	2	2	PRE	2.0	
2	4 THEKE1 1		81	1	1	1	2	1	1	1	1	2	9	1	1	2	1	1	1	6	1	2	1	3	E/P		
3	8 MOSTL1 1		77	2	4	2	4	3	2	3	2	4	20	3	3	4	3	4	4	18	4	4	3	4	PRE	1.0	
4	9 CINOR2 W		77	3	2	3	1	2	3	2	3	3	17	2	2	3	2	2	2	11	2	3	1	1	PRE	1.0	

FRACTALS WEIGHTED: E=Early L=Late N=Normal

The download version of PL3, PL4 or Synthesis is available to those who already own these programs for only \$49.00. We include a written documentation and a two sided audio tape, explaining, in detail, how to use the TrackMaster download AND a step by step procedure for handicapping (audio only) with the Pace Launcher-Synthesis programs with the TrackMaster download.

For further information contact:

TrackMaster at 1-800-321-3343

SHANE at (909) 845-1728



851 Fremont Ave. Suite 109  
Los Altos, CA 94024  
(800) 334-3800  
Internet: [www.axcis.com](http://www.axcis.com)

January 26, 1998

**TrackMaster**, the leader in the electronic horse racing information industry, has a special offer for Sartin clients wishing to use TrackMaster electronic data in **Sartin Methodology TODAY** (Pace Launcher 3, Pace Launcher 4 and Synthesis ) programs. TrackMaster data will save you considerable time and money over whatever data source or manual entry you are currently using. Our programs contain the official program number, morning line odds, and other data not found anywhere else as well as have a printout that looks just like the Form, so there is no need to buy a Form or track program. **TrackMaster** offers you superior pricing, superior customer service (eleven hours a day, seven days a week) and superior data.

We have two different programs whose data works with the Sartin Methodology TODAY programs:

**TrackMaster Past Performances (TM/PP)**

The price is just \$1 per racecard and there is no sign up fee or minimums of any kind. The TM/PP program for Windows is free and can be downloaded from our Internet site at [www.axcis.com](http://www.axcis.com). Racecards are available from the Internet or through a self contained dialer in our program.

Through March 31, 1998, if you upgrade (or have already upgraded) your PL 3, PL 4, or Synthesis through The Sartin Group then sign up with us and deposit \$25 into a TM/PP account via check or credit card, TrackMaster will give you a \$75 credit toward TM/PP downloads made through April 25, 1998, for a total of \$100.

28

**Sartin Clients - It's like getting your Sartin program upgrade for free- plus a \$25 bonus!**

**TrackMaster Plus (TM PLUS)**

Our TM PLUS program and data features almost every piece of handicapping information that someone could want. Racecards are available through a built-in dialer and 800 number directly to our computer, with no connection charges. You can examine the program and demo racecard at no cost by downloading it from the Internet at [www.axcis.com](http://www.axcis.com).

Through March 31, 1998 TrackMaster will add a free month of service for every month you sign up for. TM PLUS data is sold on a subscription basis at \$49.95 per month for the first 20 racecards (less than \$2.50 per racecard) and \$2 thereafter. There is a one time \$99.95 sign up fee. We have a subscription available to fit everyone's needs, discounts for multiple months and unlimited download options. This free offer applies to any subscription type or length. For example, if you sign up for 3 months of service, you will get a 10% 3-month discount (\$134.95 instead of \$149.85) AND we will add 3 free months of basic service, for a total of 6 months.

**To take advantage of these offers call us at (800) 334-3800. These offers expire on March 31, 1998.**

Sincerely,

Ellis Starr

National Customer Service Manager  
Axcis Information Network/TrackMaster  
E-mail: [estarr@axcis.com](mailto:estarr@axcis.com)



## ***Announcing...***

*The Wedding of two Cutting-Edge Handicapping Technologies:*

### **TODAY'S SARTIN METHODOLOGY**

### **& TrackMaster**

Together in one program...The power of TrackMaster's Superior Race Data Service together with the most successful and easy-to-use Sartin Methodology Handicapping programs...***PACE LAUNCHER 3, PACE LAUNCHER 4 & SYNTHESIS***: The computer programs based on advanced concepts from the heralded 'Handicapping Revolution' works of Dr. Howard Sartin - "The Dynamics of Incremental Velocity & Energy Distribution"

Original Pacelines *plus*

- Lines Automatically Equalized and Adjusted to TODAY'S distance
- Automatic Class and Track-To-Track Adjustments
- Sprint to Route and Route to Sprint Adjustments • Adjusted Speed Rating
- Auto Variant • Par Gaps with NO USER ENTRY required
- Sartin Compounded Ratings • Sartin Pace Numbers
- Early-Late Difference Graph for detecting Win and Counter Energy  
PLUS 9 other Vital Graphs and Multiple Corollary Readouts
- The Dynamic Bottom Line/Betting Line for immediate detection of Overlays

**Special Discount Offer through March 31, 1998**

**\$50<sup>00</sup>**

**FOR CLIENTS WITH PACE LAUNCHER 3, 4 & SYNTHESIS\***

Includes Manual and Audio Tape instruction  
taking you step-by-step through both the downloading and handicapping process with example race.

~ \*KEEP YOUR EXISTING PROGRAM FOR EMERGENCY HAND-ENTRY ~  
**FOR MORE INFORMATION CALL:**

**O. HENRY HOUSE AT 909-845-5907 OR TRACKMASTER AT 800-334-3800  
AVAILABLE TO CURRENT CLIENTS WITH PL3, PL4 OR SYNTHESIS**

### ***To Order:***

Send check or money order to

**O. Henry House, Inc • 1390 E. 6th St. #5 • Beaumont, CA 92223**

California residents add 7.75% sales tax

If ordering after March 31, the price is \$100

After receiving your program call TrackMaster at 800-334-3800 and tell them

***"Doc sent me!"***

Requirements to run TrackMaster: IBM or compatible, 386X or better; VGA or Super VGA monitor; MS-DOS or PC-DOS 3.3 or greater; Windows version 3.1, 3.11 or higher (Windows 95); 4MB of total system memory; 3.5 high density disk drive; 4MB free space available on your hard drive; a 9600 or better modem; a mouse. A printer is not required, however, TrackMaster will support any Windows-supported printer.

Here are just three January 1998 triumphs using -- TrackMaster download...

## RACE 6

*BAY MEADOWS*  
 Off Time: 1:27 Time: 1:43 4/5

Weather: Cloudy Track: Good

2 Lady's Lil Cruiser 118 Tohill K S 301.20 12.60 11.60 ✓  
 5 Elusive Envoy 119 Hummel C R 16.20 7.40  
 4 Zazie 118 Delgadillo A 3.40  
 Scratched: Swiss Deal, Vie a Vie, Lyrical Dance, Alleged Gift  
 \$2 Exacta 2-5 Paid \$972.20 BM0120 6 8.5 D OC 4: F \$40 000 (P-\$40 000) PR-R4  
 \$2 Quinella 2-5 Paid \$469.00 01-29-1998 11 14:48 AM  
 \$1 Trifecta 2-5-4 Paid \$2,005.70  
 \$1 Pick 3 (2-5/8-2) Paid \$1,717.10.

↓ BOTTOM LINE -- BETTING LINE

PHNAME	LD	SR	PR	BAL	LS	ODDS	TRKDISTS	M/L
9 D. J. 2	81	84	5	20.9		9-5	(X) 8.50	6/1
4 ZAZIE 2	80	80	7	20.3		9-5	(X) 8.50	1/1
10 BELLE 2	79	80	7	19.0		2-1	(X) 8.50	8/1
2 LADYS 4	78	(67) → 7	16.5		→ 3-1	OH 8.00	20/1	<i>W \$101.20</i>
3 SAUCY 2	75	83	9	9.5		6-1	(U) 8.50	15/1
6 ZIGGY 1	77	83	7	8.8		7-1	(X) 8.50	6/1

BOTTOM LINE -- BETTING LINE

PHNAME	LD	SR	PR	BAL	LS	ODDS	TRKDISTS	M/L
10 MOONDU 2	91	86	2	22.8		EVEN	HOL 7.00	6/1
5 CHIP 2	85	84	5	18.8		→ 5-2	HOL 6.00	9/2 <i>W \$13.00</i>
2 DANCE 2	83	86	7	15.3		7-2	SA 6.00	8/1
11 MIGHT 2	82	85	9	13.9		4-1	GG 6.00	6/1
8 NATUR 2	80	80	8	10.5		→ 5-1	SA 6.00	10/1 <i>P \$18.00</i>
7 HEART 1	80	81	11	8.3		7-1	HOL 6.00	8/1

BOTTOM LINE -- BETTING LINE

PHNAME	LD	SR	PR	BAL	LS	ODDS	TRKDISTS	M/L
3 SHAR 2	74	82	4	22.8		EVEN	SA 8.00	5/1
4 RUTHIE 1	70	77	5	20.5		→ 9-5	SA 8.50	6/1 <i>W \$20.40</i>
2 KARM 1	70	77	5	19.9		2-1	SA 8.50	7/2
8 BRINO 1	67	78	9	10.3		5-1	SA 8.00	6/1
10 SYNAG 2	70	82	8	9.5		6-1	SA 8.50	6/1
5 MARFL 1	57	78	11	6.5		9-1	SA 8.00	15/1

### 9211 -- SIXTH RACE. 6 1/4 Furlongs. Purse \$17,000. 4-year-olds and up. Claiming price \$18,000-14,000.

Index	Horse and Jockey	WL	PP	ST	W	1/2	W	St.	Fin.	To \$1
9188	Chip's Nite Out, M. Pedroza	118	5	2	1 1/2	1 1/2	-	1 1/2	1 1/2	5.50
9083	Naturally Stan, C. Black	117	7	1	2 1/2	2 1/2	-	2 1/2	2 1/2	21.90
9018	Moondu 2 (Fr), C. McCarron	116	9	9	10	9 1/2	-	7 1/2	3 1/2	2.50
9083	Frieder Fanatic, L. Pinney Jr.	117	4	10	4 1/2	5 1/2	-	3 1/2	4 1/2	6.80
4147	Mighty Lobo, A. Solis	116	10	4	9 1/2	7 1/2	-	8 1/2	5 1/2	6.50
9118	Dancer Tam, P. Atkinson	116	2	5	6 1/2	4 1/2	-	4 1/2	8 1/2	4.30
8287	Heart Of The Storm, G. Stevens	116	8	7	8 1/2	8 1/2	-	8 1/2	7 1/2	6.80
6507	Tactical Hek, P. Toscano	118	8	3	3 1/2	3 1/2	-	5 1/2	8 1/2	10.70
5067	Bahro, K. Desormeaux	116	1	8	7 1/2	10	-	10	9 1/2	17.10
4286	Country Cutz, F. Alvarado	118	3	6	5 1/2	6 1/2	-	9 1/2	10	58.90

Scratched -- Greenspan.  
 8--CHIP'S NITE OUT.....13.00 8.00 3.00  
 8--NATURALLY STAN.....18.00 7.00  
 10--MOONDU.....3.00

Off: 3:44 Time: 22:45 1:09 4/5, 1:18 3/5, Track: Clear & Fast. Winner: b g 10 Boys Nite Out. Whiffing Eloise Tr-Jack Carave Own-Fritz, Osterberg & Winlers. Mutuel Pool \$351,889.10. Exacta Pool \$239,919. Quinella Pool \$38,786. Trifecta Pool \$290,794. Pick Three Pool \$86,344.

\$1 EXACTA (5-8) PAID \$117.10  
 \$1 PICK THREE (8/4/5) PAID \$138.40

### 9213 -- EIGHTH RACE. One Mile. Purse \$18,000. Fillies and mares year-olds and up. Claiming price \$12,500-10,500.

Index	Horse and Jockey	WL	PP	ST	W	1/2	W	St.	Fin.	To
9124	Ruthie Jane, R. Douglas	118	4	5	5 1/2	3 1/2	3 1/2	1 1/2	1 1/2	9
9008	Synaster Angel, A. Solis	116	10	8	8 1/2	8 1/2	5 1/2	2 1/2	2 1/2	4
9124	Natalie's Reason, F. Alvarado	114	7	9	7 1/2	7 1/2	8 1/2	4 1/2	3 1/2	9
8221	Cool Miss Ann, M. Garcia	116	1	7	10	9 1/2	8 1/2	5 1/2	4 1/2	20
9052	Ennova, F. Martinez	118	8	2	3 1/2	4 1/2	4 1/2	3 1/2	5 1/2	8
9124	Karmel Kelly, G. Gomez	114	2	1	9 1/2	8 1/2	7 1/2	8 1/2	6 1/2	3
9052	Martin, A. Jimenez	108	5	4	4 1/2	5 1/2	9 1/2	10	7 1/2	36
9142	Sher's Card, C. Nakatani	118	3	8	8 1/2	10	10	9 1/2	8 1/2	2
9124	Ms. Class, C. Daverport	118	6	10	12	1 1/2	1 1/2	7 1/2	9 1/2	97
9052	Synister Move, F. Valdez	110	9	3	2 1/2	2 1/2	2 1/2	8 1/2	10	9

Scratched -- Tailhook Trouble.

4--RUTHIE JANE.....20.00 8.20 4.40  
 10--SYNASTER ANGEL.....5.00 4.00  
 7--NATALIE'S REASON.....5.80

Off: 4:48 Time: 23:11:47.3 1:12 2/5, 1:26 1:39 Track: Clear & Fast. Winner: dbb m 8 fve Wizard-Dad's Penelope Tr-Lewis A Canicola Own-Donna & Lewis Canicola. Mut Pool \$275,930.40. Exacta Pool \$200,907. Daily Double Pool \$136,742. Trifecta P: \$308,952. Quinella Pool \$30,698. Pick Three Pool \$96,100.

\$1 EXACTA (4-10) PAID \$59.20

## ***The TrackMaster Download Program***

### ***- A Background***

by Guy Wadsworth

First I'll review the history of my relationship with Doc. We met in Desert Hot Springs, California. It was shortly after I had lost my wife. I was a free lance computer programmer between clients.

The car I was driving had the nasty habit of laying a smoke screen a half mile long and I was afraid to drive it anymore. I signed it over to a young man, who assured me that he could fix the engine and the caved in right side.

As often as I could I went to the restaurant in the hotel across the street. It was there I met Doc. There were five of us at the bar. The one next to Doc did most of the talking. He was by his own declaration, brilliant. He knew everything about everything including horseracing. Doc bought a round of drinks and offered cigars. The authority opined that nobody made money from horseracing, except him.

Doc, reaching for the man's drink and cigar, replied, "Horseracing paid for that drink and cigar, if you don't want them, give them back." The authority got disgruntled and left shortly thereafter. Maybe it was something one of us said.

Doc and I got down to business. He wondered if I would like to try a program for him. Does a polar bear like snow? He invited me to a Beaumont seminar and provided me with data and previous programs, so that I could get familiar with the Sartin Methodology.

The first reward for his generosity was an abortion called APII. Part of it didn't work. Further, even if it had worked, it would have exceeded the capacity of many of the computers used by the clients at that time. In short, a disaster.

Several programs have followed, which have been helpful to clients. Quad-Rater was a breakthrough for many. More recently the Pace Launcher series has turned marginally successful clients into consistent winners. Doc's new formulas combined with Bottom Line-Betting Line have been incorporated into TrackMaster download versions of PL3, PL4 and SYNTHESIS.

Technical developments such as betting by phone and software that allows live odds to be viewed on the computer screen have offered possibilities for those in remote areas to broaden their horizons. Having lived for a time in a remote area myself where the nearest DRF was forty miles away and the nearest OTB was over sixty made handicapping time consuming and expensive.

Doc has maintained that using the Racing Form is the best way to pick Pacelines. There are

many nuances contained in the Form which are hard to duplicate legibly on a computer screen. He has been wary of downloading for this reason. However, being a realist, he has accepted that downloading is here to stay. He still encourages those that can to obtain DRF's for the tracks they are covering to do so to augment their download. This was the beginning of what some might generously refer to as a sometimes stormy relationship. I have made reference to some of our difficulties in previous articles.

Up to now, those wishing to download and use the Methodology at the same time have been restricted to BRIS (I will not reveal Doc's vitriol about Bris and the free programs they offer supposedly based on Doc's formulas). When I heard about TrackMaster I decided to give it a try.

Combining my TrackMaster Downloading program with Doc's spectacular new SYNTHESIS formulas and screens, makes winning \$\$\$MONEY\$\$\$ virtually a sure thing for those who follow directions.

It was a loooooong and arduous struggle to build a Sartin program using TrackMaster data. Doc was not exactly supportive of the effort. He felt that even if I could get it to work, people are so hooked on BRIS that nobody would want it. I fooled him. I found somebody who wanted it, ME!!!!

TrackMaster uses Equibase as their basic data source. Equibase is supported by the Jockey Club and arose from concerns that the Racing Form might change its format radically or perhaps even go out of business. The Jockey Club does not want to deprive racing fans of the data used by so many of us. They are committed to continue supporting it, even if the profits are small or non-existent.

One of the biggest handicapping problems is handling the Track Variant. Doc has proved that using the Speed Rating and the DRF Track Variant (adjusted by his instructions) is the best indicator of which paceline to use. Doc's main concern about adjustments was to merge TrackMaster's handling of the Daily Variant and speed ratings (which are slightly different) with his formulas to produce ratings consistent with the Methodology.

It was a laborious process, entailing E-mail, phone calls and trips to our offices made by us and TrackMaster personnel to develop the program. The differences have been rectified to meet Doc's stringent requirements. Their adjusted data is then processed by Doc's Equalization Formulas. This gives those using this program the opportunity to pick pacelines which are already Equalized, Adjusted and Normalized to today's distance and surface.

To test the program, I have taken my readouts to the track, bet real money and have started to win. Two horse win betting is netting me some very attractive double digit mutuels. This formerly pitiful handicapper is arriving at last. I am still refining my betting technique (aren't we all). However, my bank is growing, and as it grows so will the size of my wagers. I cannot guarantee that TrackMaster's method of handling adjustments (or any other) is perfect, but it is the best that I have used. Doc himself has made quite a bit of money using my readouts, an acid test indeed.

Having had the opportunity to work with Doc for several years, I've become very impressed with his continuing quest to make winners out of ALL his clients. We have worked for days at a time using new formulas, developing screens and testing, discarding and trying again. Doc

claims he is not a mathematician but he keeps coming up with new formulas. Some never make it to the testers outside of the office. Some appear in programs offered to you.

This is a difficult, time consuming procedure, Testing, debugging and writing manuals. You ought to see how upset he gets with me when a glitch gets by somehow, and he gets a call or a letter. Those are the days when I wish I was in Alaska.

Doc's genius, tenacity and integrity have provided you with the unique opportunity of becoming winners. I sometimes wish that programming would come to an end, but I fear it won't. The phone starts ringing and Doc says, "I've come up with something I want to try." Several calls follow in rapid succession. Groan, here we go again.

The three programs offered with the TrackMaster download contain all the most viable screens necessary to eliminate the non-contenders and land on the winners. It is not necessary to input Three Year Best Times. Only one program is needed. You do not have to leave the program at all. Just go from race to race, calculate and print. Selected lines are maintained enabling review.

So the procedure is: Pick the Pacelines, Eliminate the losers, using the Hide Feature and viewing both Primary and Supplemental readouts and the Graphs. Look for the overlays on the Bottom Line-Betting Line Screen, go to the window, watch the race, cash your tickets.

Downloading from TrackMaster is easy. The download includes the Morning Line and omits the early scratches. The only down side is that the cards are not ready until about 4:30 PM (in all time zones) the day before. This does not constitute much of a hardship, because it only takes 30 minutes or so to do a card. Each screen shows the program number of every horse making it easy to assure you're betting the right horse. Anyone out there ever bought a ticket on the wrong number? It hasn't happened to me lately.

There are several informational screens available for line selection. My favorite is the Detail screen which shows up to 12 past performance lines Equalized, Normalized and Adjusted to the Distance and Surface of today's Race. In addition it provides Jockey-Trainer stats and Horses Earnings. The age of the horse and the M/L are also shown. The last 8 workouts are shown together with the frequency of workouts and races. In short, as much of the most important data shown in the DRF as space would permit.

Observing Doc's directives (see the last 8 Follow Ups) gives us the best opportunity to pick winners and high priced place and show horses consistently. The screens are shown and fully explained in the written documentation and audio tape.

Applying Doc's advice will lead you to the long shots. You can't win every race, but your average mutuel should increase dramatically. I assure you that if I can win so can YOU. I have attempted to explain the advantages that I have found using this program. All the formulas used to develop the calculations, some of which are very new, are Doc's, the raw data comes from TrackMaster, the download addition comes from me. I have attempted to develop a user friendly program with displays that make Doc's ideas visible.

I have a neighbor who has never handicapped before and has very little knowledge of computers. She is a fine cook. I take great care to compliment her effusively. Little did she know that she was to become my guinea pig. As it happens we went to the races with 2 sets of

readouts. While we enjoyed a very good day, we missed 2 double digit winners that she believed deserved to be bet. Our bank would have been a lot bigger if I'd paid more attention to her. Her apparent mastery comes from reading the Follow Up and following Doc's guidelines and the instructions that appear on the screen. I guess I should start reading the Follow Up myself.

Currently, I am getting spectacular results with the SUPERSCREEN that Doc came up with which shows the Bottom Line-Betting Line readout at the top and combines with Pace Launcher Primary and Supplemental Composite and Weighted Fractals. Using this screen to eliminate non-contenders in conjunction with Bottom Line-Betting Line to indicate the value bets has become my key to the mint. Because when many lines are being considered Superscreen might be difficult for some to see, the Expand/Contract options have been included. Expand provides a larger view of the Data. It may be used to get the field down to manageable size. The Contract option will take you back to the combination screen. The shortcut process has now been reduced to looking at 2 screens. This saves a lot of time and eliminates a lot of anguish. This is not to say that other procedures might not be successful or be helpful in finding place and show horses, but the 2 screen method is working very well for finding wins.

Success in this business is subject to interpretation. Some feel that Win Percentage is important. It is certainly necessary. You can't lose them all and make money. ROI, however, is the real key. Any positive ROI will earn money. The wealthy who are not adverse to betting large amounts might be pleased with a consistent 1.10. At my wagering level only a minimum of 1.50 is acceptable. Doc says, "Being greedy is negative." But with a small bank the healthier the ROI the better.

---

Recently I joined Doc in a room with subdued lighting. When the check was signed, Doc attempted to leave the white copy and keep the yellow. This lead to some confusion, because the one in Doc's hand looked white and the one on the table looked yellow. Our waitress Nancy said, "I'm supposed to get the white." Doc replied, "You did." She took the check over to the bar and put it under another light. To her surprise she found that in fact she had the white. The moral is: sensory perception is subject to error—by everyone.



A number of clients have asked for ways to further their Exacta and Trifecta proficiency. Because they feel these Exotics are the swiftest way to higher profits, they want to focus more on them than on win or backup bets.

My first advice is DO NOT eschew straight bets in favor of wagering EXCLUSIVELY on Exotics. Expand your bankroll so that when you lose your exacta and/or trifecta or Pick-3, you'll make enough on win and place bets to overcome your exotic bet losses. The key to monetary success in horse race wagering is: *Never get so far behind that it upsets your emotional equilibrium.*

I don't care how stable you think you are, when your losses mount, your judgment faculties are altered and this leads to mistakes born out of anxiety!

Before you attempt developing an Exotic wagering strategy you must have a record of at least 50 races that tells you the EXACT number of Exotics you would have won had you bet them. Next figure the COST of those wagers and the PROFIT MARGIN. Now do the same for your STRAIGHT bets.

It's a simple matter of using the Risk/Reward formula. Measure your per-dollar risk against the reward for both options and let the result be your guide. More importantly, count the number of LOSSES IN A ROW sustained and ask yourself if you can stand them *in fact* as easily as you did when wagering on *paper*. We have a few clients who say they "play" exotics because they *like* them. This despite the fact that they've never learned the knack of consistently including the in-the-money horses in their computer entries.

Don't wager on Exotics because you like them until you learn for certain how much they like you!

Omitting place and show horses from your readouts is the chief obstacle. Despite my

articles on finding in-the-money horses and our manual dedicated exclusively to the subject: ***The 55% Solution, Key to Exotic Profits.*** Many are still deluded into thinking they can win Exacta betting their top 2 choices and Trifectas betting their top 3. It does not work that way.

The two horses most likely to win come in first and second only 26% of the time. 67% of the time the BEST COUNTER ENERGY horse places. That leaves about 7% that are almost impossible to figure. About 75% of the Show horses exhibit a pattern close to that of the WIN horse. This leaves 25% of the Show horses more to chance than handicapping skill.

Sometimes the BEST Counter Energy horse will only show; it also tends to win far too often to just relegate it to the place hole. The key to Exacta wagering is to BOX the 3 horses that exhibit, according to your READOUTS both WIN and COUNTER ENERGY. The Pace Launcher 4 and SYNTHESIS Early-Late Difference and Vector Graphs reveal these factors quite well. Yet, I know many clients making Exotic wagers who never consult these graphs.

Incidentally, at many tracks in north America, the \$1 Exacta pays less than the \$2 Quinella for the same cost. Check it out at your track(s).

Typical male "Horseplayer" mentality deems that betting place and show is for women and "sissies," yet they make wild wagers on Exactas and Trifectas, requiring at least two "sissy" bets. Don't be like them!

Supplementary Corollaries are best at pointing to the factors that produce, not only Long Shot Winners, but Place and Show horses as well. Of course there will always be those clinging to "Helpless, Do Me Something" Life Scripts who will ask: How do I know WHEN to use what? Only by consulting YOUR records can such questions be properly answered for YOU. I cannot impose my judgments, or anyone else's, for that matter, on YOU. There are some problems that can *only* be solved by you. WILL yourself some self-esteem. Keep Records.

Through WILL POWER and RECORD KEEPING the answers will be there!



### ***Some Appreciated Flattery from an Honest Source...***

Quoting Ellis Starr of TrackMaster:

"Howard Sartin (who) provides the basis for much of the horse racing handicapping philosophy currently available....has contributed so much to the benefit of handicappers throughout the racing world by pioneering new philosophies about handicapping and winning; and is responsible for mentoring many of today's experts in the field, like Tom Brohamer."

**Thank you Ellis!**



## ***Synthesis Client Report***

### ***Erik Strom - Seattle***

Client reports from the new SYNTHESIS program are coming in. All are very rewarding. Many reports focused more on complementing the program's over-all efficiency more than in detailing what I'm most interested in, which is corollary relationship and mutuel payoffs.

Erik Strom from Washington state sent the most carefully detailed report to date. He did a race by race by date by distance spreadsheet listing the proficiency of *all* SYNTHESIS factors. A few distances were not run often enough for a significant analysis. However, his 6 furlong sheets at Bay Meadows encompassed 43 consecutive races, enough to be meaningful and indicative.

Erik is not only a longtime client handicapper, he is a horse owner. If Charlie Whittingham is correct, owners belong on the bottom rung of the handicapping ladder with Trainers and Jockeys being 2nd and 3rd from the bottom. Erik has made great strides over the years to overcome the obvious drawbacks owners face when dealing with trainers, jockeys and other backstretch "experts." At one time this condition caused him to enter too few horses for consideration. Now he tends often to perhaps enter too *many* and not utilize the HIDE feature. Three winners in his report had, somewhere in their rankings a 9. However, to his credit, all three of these contenders ranked #1 on Long Shot Potential (LS/P).

As an owner with backstretch connections, Erik seems to rely on a number of conventional guidelines for determining the "playable" race. I noted quite a few days in which he chose to enter only 4 races. Limiting your handicapping to races that are "playable" by such standards will severely diminish your earnings potential. Despite his retention of old habits dictated by his familiarity with the "inside" of thoroughbred racing, I think Erik's report is worthy of praise.

Erik is not alone in his prejudices about what constitutes a "playable" race. Most of you have your own set of subjective reasons for eschewing certain kinds of races based on archaic myths that have beset your mind with irrational fears. Many clients tend to shy away from the kinds of races that offer the most profit. At one time these kinds of races may have also held the most risk. The very reason I developed the added corollaries in these programs, especially SYNTHESIS, was to make such races not only "playable" but WIN-ABLE.

Erik summarized his report with Top 3 and Top 4 rankings. Here is a listing of his readouts that produced the TOP percentage rankings from 43 Bay Meadows Sprints from 11/23 to 12/23/97. Note a variety of weather conditions prevailed causing a number of days with off tracks, muddy, sloppy as well as fast. Mud and slop affect the mind of the handicapper more than they do readouts, which are relative.

## 6 Furlongs - TOP 3:

F R A C T A L S										Matchup Graph
LPR	TPP	FX	COMP.	LS/P	E.	L	N	ENT.	T.E.	
61%	63%	65%	63%	100%	63%	63%	63%	47%	68%	73%

## TOP 4:

LPR	TPP	FX	COMP.	LS/P	E.	L	N	ENT.	T.E.	Matchup Graph
77%	79%	74%	79%	68%	77%	77%	77%	78%	86%	86%

Many of you have reported HIGHER Top 3 percentages in your ranking reports but Erik's Top 4 rankings are right in the ballpark with the best. Many of you have also found the highest proficiency coming from readouts *other* than the above. That's great but does not deter from Erik's detailed and honest report. If I published a better one I could well be accused of gilding the lily. Judicious use of the above figures, even if they *never* improved, would produce a good profit. It must also be remembered that Erik's report is consecutive and includes a number of days when the track was way OFF.

Based on the above, we can discern that, during this period, Sprint winners at Bay Meadows were running other than early. This is why Top 3 Entropy did less than well: deceleration ratio was less of a factor until we look at the top FOUR where Entropy went up dramatically from 47 to 78%. The 86% Top four TOTAL ENERGY continues to justify our position that Class equates with Total Energy.

Erik's next most detailed report came from 21 dirt races at 8.5 furlongs. Same dates and varied weather conditions, same track: B.M.

## 8.5 Furlongs - HIS TOP 3 factors were:

FW	FX	TPP	FRACTAL L	COMP	FX
72%	76%	67%	67%	86%	67%

## TOP FOUR (NOTE: some entirely DIFFERENT factors)

CPR	HE	FW	FRACTAL N	COMP	FX	E/EP	TPP	T.E.	Matchup Graph
91%*	81%	81%	86%	86%	76%	95%	86%	95%	86%

I'm happily amazed at the performance of the Incremental MATCHUP GRAPH: No less than 86% Top 4 Sprints & Routes. This figure seems to be holding up as well or, often even better, regardless of user skill. A good lesson to be learned from Erik's report is that the Top 3 at 8.5 furlongs performed with far LESS proficiency on this graph than the top 4. In sprints there was far LESS disparity. ONCE AGAIN I MUST CAUTION YOU: The power of ANY corollary readout factor is based solely on YOUR choice of entrants from YOUR pacelines. This is why we offer a set of statistically proven guidelines for contender/paceline selection and warn against subjective deviations from these guidelines and MANUAL adjustments that are seldom necessary.

During this month-long period there were fewer Mile races than other reported distances: only 9 but enough to show a trend: Here are the factors producing the highest win percentage Top 3 - MILE

F R A C T A L S											Matchup Graph
LPR	CPR	TT	SPN	LS/P	T.E.	COMP	Ent.	E	L	N	
89%	78%	78%	67%	100%	78%	89%	75%	56%	75%	56%	100%

#### TOP 4 \*

LPR	CPR	TT	SPN	LS/P	T.E.	COMP	Ent.	E	L	N	LE/P*	Matchup Graph
89%	89%	78%	89%	100%	89%	89%	89%	75%	89%	89%	89%	100%

\*LE/P (Late Energy Potential) produced only 5 winners in the top 3 (56%) but rose to 89% in the top 4. Interpreting these percentages is quite easy for those who grasp the underlying meaning of readouts.

Looking first at the Top 3, we know that the Bay Meadows Mile favored horses that best **overcame** the pace of the race against which they ran. That's determined by the fact that LS/P, which credits MOVES, produced 100% of the winners in both the top 3 and Top 4. LPR, LATE and NORM Fractals also pointed to other than Early. 89% Top 4 L/EP. Late Energy Potential is another strong indicator. We also can see that the 78% proficiency of TT (Turn Time) meant that winners began their move in the second fraction. Not shown in the above numbers is the fact that both HE (Hidden Energy) and FW (Factor W) BOTH produced 89% of the winners in the Top 4. The best ranking for readouts pointing to EARLY was only 75% in the Top 4. The obvious conclusion here is that horses best SUSTAINING their energy were tops at a mile. However, this tendency was NOT obvious to the crowd because there was enough BALANCE between Early and Late to obscure any hint of a BIAS. This is indicated by the fact that TPP (Total Pace Potential) produced 75% of the winners in the Top 4. In several of these races Erik entered NINE contenders thus producing an AVERAGE BALANCE for winners of 6. A BALANCE of 6 is OUTSTANDING when using 9 contenders.

At all three distances we see even more remarkable justification for looking beyond just BL/BL, Top 2 rankings and good reason to consult the powerful supplementary corollaries. These records also point to the need to analyze horses ranked in the Top 4. At the three distances the COMPOSITE screen produced an AVERAGE of 85% in its Top 4, Almost 100% in the Top FIVE. With so few winners coming from beyond even a 4 ranking in COMPOSITE and other pertinent readouts, and with almost NONE coming from OVER 5, it seems quite obvious that we should make full use of the HIDE feature and thereby cut our contenders down to only the top 5 and ties.

I have been particularly impressed with the power of E/EP, L/EP and TPP. A year ago we had not yet conceived of this trio of readouts (Early, Late and Total Pace Potential). Now they are very PROMINENT predictors. I find it odd that, to date, so few users have been taking advantage of these factors, along with Entropy or Fractals. I'm striving to convince you that there is a DECIDED difference between EARLY and LATE and EARLY/LATE & TOTAL POTENTIAL. Don't confuse one with the other. Many purveyors have purloined various versions of OUR Early/Late, but NOT our POTENTIAL readouts. Use POTENTIAL to your advantage.

## WARNING!

DO NOT let the percentages from Erik's report influence YOUR wagering decisions. Compile your own corollary report and wager from your handicapping strengths using both the PRIMARY and SUPPLEMENTARY Corollary readouts. Above all remember to look not just at the Top 2, or even Top 3 BOTTOM LINE contenders. GO TO FOUR for your analysis and pay particular attention to the PROJECTED ODDS from BETTING line. A surprising number of OVERLAYS come from horses Bottom Line ranked 3rd or 4th; BUT with very low odds projections.

Do as Erik did. COMPILE a list of the most viable corollaries as produced by YOUR handicapping. Then use the chart from Follow Up 66, filling in the WIN MUTUELS by ranking.

Here are some examples from Erik's Report:

Some of the high paying winners:

\$21.80 - \$17.60 - \$12.40 - \$26.60 - \$44.00 - \$10.60 - \$33.00 - \$13.20 \$10.80 - \$24.40

AVERAGE of HIGH: \$20.10

These payoffs were produced by rankings of from #1 to #4 with no linear distinction.

Some of the low paying winners:

\$3.60 - \$5.40 - \$4.40 - \$6.40 - \$7.40 several more in the \$7 to 9.80 range.

Average of LOW: = \$6.90.

These low paying winners ranked anywhere from FIRST to FOURTH. Again with NO linear distinction in rankings.

A startling example of this fact is seen in one series of races in Erik's report: LOOK:

Bottom Line:

#1: Ave \$ 9.30 #2: Ave: \$10.40 #3: Ave: \$9.70 #4: Ave. \$6.80\*

\*The lowest average coming from 4 ranked winners is what I mean by NO LINEAR DISTINCTION between rankings.

Because he kept as many as NINE horses in his readouts, Erik shows slightly higher BALANCE figures for his winners: His average was 4.5 with a LOW of 3 and a HIGH of 9. Most were in the 5-6 range. Not too shabby when keeping that many contenders.

BALANCE is another potent weapon for you to consider before making your final wagering decision. The HIDE feature should NOT be ignored, not with the top 5 ranked contenders in COMPOSITE winning over 96% of his races at ALL distances.

## SUMMARY:

Erik is not alone in holding archaic prejudices about handicapping certain kinds of races. This plague is endemic to most handicappers. His long experience with friends and associates, in both the barn and the Turf Club, who are backstretch elitists, makes him more prone to the influences and machinations of trainers and jockeys and their devotees. How many of you can say that you're NOT?

Despite personal attitudes that may be deterrents to optimal profit, Pace Launcher 4 and SYNTHESIS both provide fail safe-devices designed to overcome. The added corollaries in SYNTHESIS should diminish your fear of *any* race except one with more than two first time starters or those with a lot of foreign horses with NO North American record. Especially potent is Bottom Line/Betting Line. NOTE I did NOT say just Bottom Line. BETTING LINE provides an odds projection based on the power of the programs' most viable predictors. I see some reports where a 4th ranked BOTTOM LINE horse wins paying \$30 but is ignored despite having BETTING LINE odds projection of 7-2 or even 3-1.

Ranking are LINEAR, ODDS PROJECTIONS are NOT. We must not assume a horse is only fourth best because it is fourth from the top on BOTTOM LINE; that's what I mean by LINEAR. Look at the ACTUAL numerical differences on this readout; they're often minuscule.

SA0124 3 6.5 D AL 4+ F \$42,000 PR=86										
BOTTOM LINE -- BETTING LINE										
PN	CNAME	Ld	SR	PR	BAL	LS	ODDS	TRKDISTS	M/L	
W 4	TEACH1		85	83	→ 5	19.0	2-1	SA 7.0D	6/1	BET
2	DYNAM2		84	81	→ 5	15.9	7-2	SA 6.5D	7/2	BET
7	ADORA1		84	82	6	14.8	7-2	SA 6.0D	5/2	
S 3	TRULY2		83	87	6	14.5	7-2	HOL 6.0D	7/2	
1	SORIA3		82	76	9	12.3	9-2	HOL 6.0D	30/1	
P 5	SPIRI1		82	83	→ 5	11.5	5-1	SA 6.0D	3/1	FAV.
6	BEST 2		72	82	12	9.3	6-1	HOL 7.0D	8/1	

PL4 - A SHORT REPORT FROM AQUEDUCT KEITH BREEN

In appreciation for his response I'll send Keith a new ribbon for his printer. I couldn't photocopy his report because it was too light. First his inked comment:

**"Early-Late Potential with Balance are the Greatest innovations yet!"**

As I stated earlier in this article the Early and Late PACE POTENTIAL readouts and graphs are very powerful indicators.

Here is his summary: (PL4)

AQU (I)									
DATE:	Dist.	SPN	EPR	LPR	CPR	FX	COMP	MUTUEL	AVE. MUTUEL
Dec 31	6	1	1	2	1	1	1	\$ 5.40	\$10.82
"	8.5	3	2	4	4	3	3	\$27.00	
"	6	4	1	4	2	1	2	\$10.20	
"	8.5	2	3	2	2	1	2	\$ 5.50	
"	8.5	3	5	2	5	3	3	\$ 6.00	
JAN 1	8.5	LOST							AVE. \$7.78
"	8.3	1	1	4	1	1	2	\$ 5.40	
"	10.0	4	4	5	4	4	4	\$10.80	
"	6	4	5	1	3	3	3	\$ 6.10	
"	8.3	2	4	3	3	3	2	\$ 8.80	
JAN 2	6	LOST							AVE. \$6.80
"	8.5	1	1	3	1	2	1	\$ 5.40	
"	6	1	1	3	1	1	1	\$ 8.20	
"	6	LOST							
JAN 3	6	3	2	4	2	3	3	\$12.20	AVE. \$11.73
"	6	1	1	2	1	1	1	\$10.00	
"	6	5	2	5	5	3	4	\$ 7.10	
"	8.5	LOST							
"	6	2	2	3	3	4	3	\$17.60	

WINNER'S AVE. COMP. RANKING = 2.15

That places ALL BUT 2 winners in the Top 3. His 4 day WIN percentage: 19 races. 15 WIN. 79%. Based on \$4 per race 2 horses: divided 50/50  $9.3 \times 15 = \$139.50$ . BET (@50-50) \$76.00.\*\*\*  
 $NET = \$63.50 \times 63.55 / 76 = ROI = 1.84$  PER \$100 Invested the return is \$184, an \$84 profit. Not too shabby for AQU in the Winter.

***Another***  
***PACE LAUNCHER 4 - SYNTHESIS***  
***Report***

Tommy Gayer in Louisiana, from his letter:

"I entered races I felt I could bet. In a seven (or less) field I entered them all as you instructed. Over seven, through twelve horse fields: TOP 4 plus 3 "jazz" horses: Top 7 Ranked on Compounded and/or SPN 7. SR+TV modified by you SS Speed chart is my first criterion before I enter into my computer.

I always had the winner in such groupings but I nearly always eliminated the SHOW horse for trifectas. Until I overcome this failure I'll stick top win and Exacta bets."

Tommy's report is quite interesting for several reasons:

(1) He gives us a sampling from SIX different tracks.

(2) His 4th RANKED BL Horse stands out with 5 of his six winners paying HUGE mutuels. The other reports published in this issue did not show much advantage for the 4th Ranked BL horses.

His Top 2 win percentage: 55% Ave. mutuel of \$9.10. ROI=1.25 Top 3 RANK = 70%. Ave. Mutuel \$9.98. Betting #2 & 3. Win 50%. Ave. Mutuel \$10.45 ROI = 1.31 Top 4 = 100%. Ave. Mutuel, top 4 = \$16.13. Betting BL 3 & 4. Win 9. Ave. Mutuel = \$13.95 ROI = 1.57

He doesn't exactly recognize my definition of PRIME and SUPPLEMENTAL COROLLARIES but, what the hell, he's a native born Irishman. No 'faith n' begora' with him, however. He has a Southern drawl!

HERE IS HIS REPORT:

TRACK (\$) 6 Diff.  
HAW - CRC - PHA  
GG - SA FG

**WIN**

**PACE LAUNCHER ~ SYNTHESIS**  
**WAGERING DECISION CHART**

T.G.

12/30/97

RACE	#1 BL/BL		#2 BL/BL		#3 BL/BL		#4 BL/BL		Best P.C.	Best S.C.
	\$\$\$	BAL	\$\$\$	BAL	\$\$\$	BAL	\$\$\$	BAL		
HAW 1	\$		\$5.60	3					3F	CPR
4 2	\$				\$5.40	6			SC	TT
6 3	\$ 6.00	2							SC	CPR
5 4	\$ 10.00	3							SC	CPR
7 5	\$						\$26.80	12	SC	%Med
8 6	\$		\$12.20	4					3F	CPR
CRC 1 7	\$						\$24.00	10	3F	LPR
8 8	\$		\$5.80	4					SC	CPR
PHN 1 9	\$				*		\$14.80	5	SC	EPR
1 10	\$		\$4.60	7	BAD bet				SPN	CPR
6 11	\$						\$15.00	5	3F	LPR
8 12	\$				\$24.00	5			3F	LPR
GG 3 13	\$		\$17.40	5					3F	CPR
8 14	\$						\$10.60	9	Vector	%Med
6 15	\$				\$5.80	5			SC	CPR
7 16	\$ 15.00	3							SC	CPR
SA 4 17	\$		\$14.80	4					SC	EPR
1-3-98	\$				*		\$5.60	5	SC	EPR
FG 1 18	\$				BAD bet				3F	EPR
9 19	\$		3.60	2	BAD bet				3F	EPR
10 20	\$ 5.20	3			*should SKIP				SC	CPR

SUMMARY	#1 WINS	#2 WINS	#3 WINS	#4 WINS
	4	7	3	6
	AVE. \$ 9.05	*9.15	\$11.75	\$16.13
	AVE. BAL. 3	4.1	5.33	7.6

Doc Comments: His version of Prime and Supplimentary  
Cereolones is off - BUT, So what? He's WINNING!

Top 2 = 558 - Ave Mut. \$ 9.15  
Top 4 = 1008 - Ave Mut. \$ 11.52  
Pop 3 708 - \$9.18



Next day - a Second Report from Paul Yudell of New York.

# WIN

PAUL YUDELL #2

## PACE LAUNCHER - SYNTHESIS WAGERING DECISION CHART

RACE	#1 BI/BI	#2 BI/BI	#3 BI/BI	#4 BI/BI	Best P.C.	Best S.C.
1	SSS HAT LEFT OUT WINNER - 1 PLY HAD IT 6 1/2 at best.	SSS HAT NO FORM - when I put, it's in afterwards.	SSS HAT NO FORM - when I put, it's in afterwards.	SSS HAT NO FORM - when I put, it's in afterwards.		
2	\$ 3.60 5	BAD BET PASS RACE			COMP	FW
3	\$	\$17.40 4			COMP	FW
4	\$ 7.40 2				COMP	FW
5	\$			\$ 5.80 4	COMP	FW
6	\$ 15.00 2				COMP	FW
7	\$ LEFT OUT 110 WINNER. WAS AWAY SINCE 3/97; WAS A RACER COMING BACK IN A S.E.A.T.				COMP	FW
8	\$			\$14.40 8	CHAOS + VECTORS	TT
9	\$ LEFT OUT \$6.16 WINNER. IT RACED IN 1995 and 1997 but not 1996. IT O.P. NOT LOOK GOOD AT ALL, and at 3/2 I HAVE WON HAVE BET IT ANYWAY.					
10	\$ 3.80 4	BAD BET - PASS RACE			COMP	FW
11	\$	\$16.20 2			COMP	TT
12	\$		\$10.40 7		CHAOS VECTORS	FW
13	\$	\$8.00 4			COMP	TT
14	\$ LEFT OUT 115 WINNER. ALL the winners had bets in the 80's, the winners were in the 60's, so I left it out. Wouldn't have bet on it anyway.					
15	\$	\$4.80 4	BAD BET - PASS RACE		COMP	FW
16	\$	\$4.40 3	BAD BET - PASS RACE		COMP	TT
17	\$ 17.20 3				COMP	FW
18	\$		\$8.00 6		COMP	FW
19	\$ 6.40 2				COMP	FW
20	\$		\$16.20 7		COMP	FW

SUBSTANTIAL BET - 14 WINS (702) Top 3	#1 WINS	#2 WINS	#3 WINS	#4 WINS	won 16 of 20 TOP A
	6	5	3	2	
	Ave. \$ \$8.90	\$10.16	\$11.53	\$10.10	
	Ave. BAL. 3 ✓	3.4 ✓	6.66	6	

DOC Comments: 75% of All Reports show enough WINS From The

Top 3 BL To get a good Profit. Where WINNERS RANK is dependent solely on Your choice of Contenders + Paces. \*Comp. Ratings & RANKING is Best Primary Reading on this.

Paul again proves his handicapping ability by the fact that most of his winners land in the TOP 3 BL/BL.

It is very interesting to note the wide range of Primary and Supplementary corollaries seen on all these reports. For example, in his 1st report Paul Yudell used the final COMP rankings keyed the most winners in his Primary Corollary summary. In his 2nd report, 2C (2nd Call) dominated. His Best Supplementary Corollary in the first report was overwhelmingly Factor X. In his 2nd report 2C was best correlated with CPR, EPR and LPR.

The wide range of corollaries chosen by the clients submitting these reports reflects their observations when they were handicapping. I trust you won't read these reports and think that you can duplicate the success therein by using the same corollaries. On Paul's reports, for example, CPR or EPR or SPN might have duplicated his 2C choice. This is true for any set of corollaries. One client I know uses LOW BALANCE almost exclusively and enjoys a profitable ROI.

I must stress again that you must employ the corollaries you find most productive. No matter how much instruction or how many guidelines are offered, successful handicapping is an individual effort. Even though I welcome company when going to my off-site wagering location, there is little that anyone can gain by watching me, Shane, or anyone else that will truly help another person. Success comes from what you actually do when you're alone against the pari-mutuel apparatus and have to make your own decisions.

Through the years clients and others who go with a Teaching Member to the track or off-site, have done well on that day. When left alone, recidivism set in and little was gained from the experience.

Maybe this is why:

### ***Games Horseplayers (and some handicappers) Play\****

DO ME SOMETHING	a second-degree, hard form of "Why don't you....Yes, but."
WHY DON'T YOU.... YES, BUT	a Parent - Child game requiring a helpless person and advisors with the thesis: See if you can present a solution I can't find fault with.
WHAT DO I DO IF...?	an opening game which often leads to "Why don't you....Yes, but."

Recognize yourself in any or all of the above?

\* From: *Terms and References in Transactional Analysis* from the works of Eric Berne, M.D.

*Anatomy of a*  
**“NO PROBLEM”**  
*Race*

Terry works closely with his lovely wife, proving the old adage that: *A family that “PLAYS” together (and wins) is a family that STAYS together.* This race would have been in the last Follow Up but it arrived just one day too late. So, we go back to November, 1997.

Dear Dr. Sartin:

Enclosed for your review is a synopsis of the 2nd race run at HP on Sunday, November 23, 1997. Ann-Marie and I, had a really tremendous day which included, but was not limited to, winning this race.

Selecting and boxing the winner with the place and show horse was just as simple as outlined on the attached documentation.

The secret is “seeing” the data and having enough belief to act on those perceptions.

Best Regards,



### Scratched: Retain, Klondike Kris

66

pp8 Over The Limit (S 0)  
Grko. g. 4

Stk: Space Station (Mr. Prospector)  
Dam: Budget Maker (Olden Times)  
Breeder: Ellsworth Kim & Rex C (CA)  
Owner: Wickar Lloyd C  
Trainer: Wickar Lloyd C (2 0-0-0 0%)

L 120  
Turf 1 0 0 0  
Off 2 0 0 0  
Dist 2 0 0 0  
Career: 12 0 2 0 \$7,405  
\$0 1997 5 0 1 0 \$2,730  
\$0 1996 7 0 1 0 \$4,675  
\$1,350 Hol 3 0 0 0 \$350

ENRIQUEZ ID (17 0-1-4 0%)

DATE	TRK	DIST	FRACTIONS	RACETYPE	E1	E2	SFD	PP	ST	IC	2C	St	FIN	JOCKEY	ODDS	Top Finishers	Comment
6Nov97	8Hol	7 1/2	:22 <sup>3</sup> :45 <sup>1</sup> :1:03 <sup>1</sup> :24	3 <sup>1</sup> MdC25000	65	63	66	9	4	810	710	793	68	Enriquez120LB	31.30	74-13 MekosLane13CNTrick1Brst5	5 wide into lane 10
10Sep97	7Fpx	7 1/2	:22 <sup>3</sup> :46 <sup>1</sup> :1:13 <sup>1</sup> :46 <sup>3</sup>	3 <sup>1</sup> MdC32000	68	60	68	5	8	911	811	813	61	Enriquez120LB	33.30	65-21 AnglsFht5SpsStrm3-2	Wide into stretch 9
18Sep97	6Fpx	7 1/2	:21 <sup>3</sup> :45 <sup>1</sup> :1:11 <sup>1</sup> :24	3 <sup>1</sup> MdC20000	71	82	72	10	9	810	883	35	261	Enriquez120LB	27.00	87-08 Atwod3OnThlmt2FlpNth2	Finished willingly 10
30Aug97	10Dmr	1 1/4	:22 <sup>3</sup> :46 <sup>1</sup> :1:11 <sup>1</sup> :45	3 <sup>1</sup> MdC32000	60	64	61	10	9	914	911	810	915	ValdezF110LB	67.30	61-15 EnchndVw3OllMn-4	Squeezed start; wide 12
9Aug97	2Dmr	6 1/4	:22 <sup>3</sup> :45 <sup>1</sup> :57 <sup>3</sup> :1:11	3 <sup>1</sup> MdC32000	76	79	62	3	10	910	1011	714	715	ValdezF110LB	85.00	69-14 Pub2JedsAck3CruznInTheLane2	12

27Dec96-2SA 1 my :23<sup>1</sup> :47<sup>3</sup> :1:12<sup>3</sup> :1:38<sup>3</sup> 3<sup>1</sup> MdC32000 77 69 61 1 5 5<sup>1</sup> 793 713 7203 ScotJM118 LBB 29.90 55-21 RiverBrt2IsaScrch2FthAndOn51 Gave way 8  
15Dec96-10Hol 5 1/2 :22<sup>3</sup> :46<sup>1</sup> :58<sup>2</sup> :1:04<sup>3</sup> 3<sup>1</sup> MdC25000 70 67 60 5 9 910 811 711 513 ScotJM118 LBB 21.50 75-08 FestivalTune2OurBets1Jabwki4 By lired ones 9  
28Nov96-1Hol 1 1/4 :23<sup>2</sup> :47<sup>2</sup> :1:11<sup>1</sup> :44 3<sup>1</sup> MdC40000 63 55 63 6 5 793 712 711 713 CharesN112LBB 67.00 65-17 AdminsWch3AcyCay1-1 Inside, done early 7  
16Nov96-2Hol 1 1/4 :22<sup>3</sup> :45<sup>1</sup> :1:02<sup>3</sup> :36<sup>2</sup> :50 3<sup>1</sup> MdC32000 61 59 57 2 6 820 820 815 714 SmhHGB130LBB 9.80 54-15 FahdSynde4Brst1AdmlsWch1 4 wide trip 8  
23Oct96-6SA 1 R :22<sup>3</sup> :46<sup>1</sup> :1:10<sup>1</sup> :1:37<sup>3</sup> 3<sup>1</sup> MdC32000 68 75 72 8 9 914 711 693 411 GarciaM118 LB 9.70 69-19 S.S.Tef2John7IsaScrch2 Off a bit slowly 10

WORKOUTS: 17NovSLR 1/4 R:48 H 26 3NovSLR 1/4 R:47 H 15 27OctSLR 1/4 R:1:12 H 10 20OctSLR 1/4 R:1:47 H 20 3OctSLR 1/4 R:1:13 H 20 13SepSLR 1/4 R:1:59 H 25  
23AugSLR 1/4 R:1:02 H 11 26JySLR 1/4 R:1:47 H 414 21JySLR 1/4 R:1:15 H 44 15JySLR 1/4 R:1:15 H 10 8JySLR 1/4 R:1:03 H 24  
2JySLR 1/4 R:1:49 H 14

pp9 Apleofothepuzzle (E/P 0)  
Ch. g. 3

Stk: Bel Bolide (Bold Bidder)  
Dam: Owing Willie (Master Willie)  
Breeder: Mabee M & W John C (CA)  
Owner: PhilHps John H  
Trainer: Schwab Helms (1 0-0-0 0%)

L 120 on  
Turf 0 0 0 0  
Off 0 0 0 0  
Dist 0 0 0 0  
Career: 6 0 1 0 \$4,920  
\$0 1997 6 0 1 0 \$4,920  
\$0 1996 0 0 0 0 \$0  
\$0 Hol 1 0 0 0 \$0

SILVA J G (1 0-0-0 0%)

DATE	TRK	DIST	FRACTIONS	RACETYPE	E1	E2	SFD	PP	ST	IC	2C	St	FIN	JOCKEY	ODDS	Top Finishers	Comment
5Nov97	8Hol	1 1/4	:23 <sup>1</sup> :48 <sup>1</sup> :1:12 <sup>3</sup> :1:44	3 <sup>1</sup> MdC32000	58	47	51	1	2	67	814	821	830	MalosJG114LB	7.90	51-23 T4DobM4KthSn3SkyStkr9	Inside, gave way 9
18Oct97	9SA	6 1/2	:22 <sup>3</sup> :45 <sup>1</sup> :1:10 <sup>1</sup> :1:17 <sup>3</sup>	3 <sup>1</sup> MdC32000	79	70	70	5	2	843	1111	1012	813	MalosJG114LB	6.80	71-16 Caffe Maury2Jce ZonenO Tanks1	No rally 11
4Oct97	9SA	6 1/2	:22 <sup>3</sup> :45 <sup>1</sup> :58 <sup>1</sup> :1:02 <sup>3</sup>	3 <sup>1</sup> MdC32000	80	75	77	11	1	793	681	643	43	MalosJG114LB	7.70	83-12 Bottle Of Rum1OTanks1Washama1	12

15Sep97-12Fpx 6 1/4 :22<sup>3</sup> :46<sup>1</sup> :59<sup>1</sup> :1:11<sup>1</sup> 3<sup>1</sup> MdC20000 87 86 84 5 3 213 323 213 213 MalosJG114LB 3.50 91-09 SsardTrk1Apchtd4SHdPck1 Inside rally 9  
23Aug97-8Dmr 6 1/4 :22<sup>3</sup> :45<sup>1</sup> :1:04<sup>1</sup> :1:17<sup>3</sup> 3<sup>1</sup> MdC32000 85 80 66 7 4 593 683 883 973 MalosJG114LB 8.00 77-16 CruznInThlndActivmginton-3 Weakened 12  
9Aug97-2Dmr 6 1/4 :22<sup>3</sup> :45<sup>1</sup> :57<sup>3</sup> :1:11 3<sup>1</sup> MdC32000 84 84 75 2 12 643 58 38 47 SilvaJG118 LB 27.90 77-14 Pub2JedsAck3CruznInTheLane2 Steadied start 12

WORKOUTS: 18NovSLR 1/4 R:59 H 116 29OctSLR 1/4 R:1:01 H 57 15OctSLR 1/4 R:1:38 H 11 13SepSLR 1/4 R:1:38 H 1314 9SepSLR 1/4 R:1:34 H 12 19AugSLR 1/4 R:1:02 H 30  
4AugSLR 1/4 R:1:12 H 11 19JySLR 1/4 R:1:14 H 30 12JySLR 1/4 R:1:08 H 413 1JySLR 1/4 R:1:03 H 56 26JunSLR 1/4 R:1:47 H 116 21JunSLR 1/4 R:1:49 H 57

pp10 Takeareallycheck (P 1)  
Dkbr. g. 3

Stk: Tank's Prospect (Mr. Prospector)  
Dam: Stefan Circus (Valdez)  
Breeder: Heendigs John (CA)  
Owner: Duca & Pierce & Pierce  
Trainer: Jorynn (0 0-2-0 0%)

L 120  
Turf 0 0 0 0  
Off 1 0 0 0  
Dist 1 0 0 0  
Career: 7 0 2 1 \$9,590  
\$0 1997 5 0 1 0 \$3,800  
\$180 1996 2 0 1 1 \$5,750  
\$0 Hol 2 0 2 0 \$6,400

ALVARADO FT (10 1-3-3 6%)

DATE	TRK	DIST	FRACTIONS	RACETYPE	E1	E2	SFD	PP	ST	IC	2C	St	FIN	JOCKEY	ODDS	Top Finishers	Comment
9Nov97	9Hol	7 1/2	:22 <sup>3</sup> :45 <sup>1</sup> :1:10 <sup>1</sup> :1:23	3 <sup>1</sup> MdC32000	81	71	86	5	6	573	543	423	23	Alvarado120LBB	18.90	86-13 DecanterBy1Therofitycheck-4	Finished well 9
16Oct97	9SA	1 1/4	:22 <sup>3</sup> :46 <sup>1</sup> :1:12 <sup>3</sup> :1:44	3 <sup>1</sup> MdC32000	79	73	49	8	5	673	753	1013	1073	Pedroza120LBB	37.30	51-15 Brewmstr2MChrs1ThBrnKdn	BR right early 11
25Sep97	7Fpx	1 1/4	:22 <sup>3</sup> :46 <sup>1</sup> :1:13 <sup>1</sup> :1:46 <sup>3</sup>	3 <sup>1</sup> MdC32000	78	71	68	1	5	593	553	810	714	BarberR110LBB	6.00	68-21 AnglsFht5SpsStrm3-2	Saved ground 9

23Aug97-8Dmr 6 1/4 :22<sup>3</sup> :45<sup>1</sup> :1:10<sup>1</sup> :1:17<sup>3</sup> 3<sup>1</sup> MdC32000 74 72 67 2 11 1083 1073 107 683 Dromvz118LBB 3.80 78-16 CruznInThlndActivmginton-3 Wide into lane 12  
9Aug97-2Dmr 6 1/4 :22<sup>3</sup> :45<sup>1</sup> :57<sup>3</sup> :1:11 3<sup>1</sup> MdC32000 82 84 75 2 10 753 793 593 57 Venzuel118LB 1.40 77-14 Pub2JedsAck3CruznInThlnd 4 wide into lane 12  
20Nov96-1Hol 6 1/4 :22<sup>3</sup> :45<sup>1</sup> :58<sup>1</sup> :1:11 3<sup>1</sup> MdC32000 87 85 80 1 4 473 423 23 2no Stevens118 LB 2.30 84-13 Apathabar1Therofitycheck1Nickolokn Rail hip 6  
11Oct96-4SA 6 1/4 :22<sup>3</sup> :45<sup>1</sup> :58<sup>1</sup> :1:11 3<sup>1</sup> MdC32000 84 79 70 1 7 52 44 423 3 Venzuel120LB 17.80 79-11 Gardner'sPride2Adndng2Therofitycheck Rail hip 10

WORKOUTS: 3NovSLR 1/4 R:1:01 H 205 29OctSLR 1/4 R:1:00 H 402 11OctSLR 1/4 R:1:03 H 1415 8OctSLR 1/4 R:1:01 H 818 20SepSLR 1/4 R:1:29 H 11 15SepSLR 1/4 R:1:13 H 314  
9SepSLR 1/4 R:1:47 H 48 22AugSLR 3/4 R:36 H 515 6AugSLR 3/4 R:34 H 522 1AugSLR 1/4 R:1:15 H 1520 26JySLR 1/4 R:1:13 H 15 21JySLR 1/4 R:1:02 H 1801

pp13 Naturally The Best (E 3)  
B. g. 3

Stk: Oakway (Mr. Cassid)  
Dam: Casey's Plum (Young Commander)  
Breeder: Dipkto Joseph J (CA)  
Owner: Waken John K  
Trainer: Machowsky Michael (5 1-0-3 20%)

L 120 off  
Turf 0 0 0 0  
Off 1 0 0 0  
Dist 3 0 0 0  
Career: 29 0 3 4 \$25,900  
\$0 1997 15 0 3 3 \$22,475  
\$180 1996 5 0 0 1 \$3,425  
\$1,875 Hol 8 0 1 4 \$13,470

ESPINOZA V (17 1-0-2 5%)

DATE	TRK	DIST	FRACTIONS	RACETYPE	E1	E2	SFD	PP	ST	IC	2C	St	FIN	JOCKEY	ODDS	Top Finishers	Comment
9Nov97	9Hol	7 1/2	:22 <sup>3</sup> :45 <sup>1</sup> :1:10 <sup>1</sup> :1:23	3 <sup>1</sup> MdC32000	86	85	86	3	4	11	13	2nd	33	Espinoza120LBB	2.60	86-13 DecanterBy1Therofitycheck-4	Willingly inside 9
16Oct97	9SA	1 1/4	:22 <sup>3</sup> :46 <sup>1</sup> :1:12 <sup>3</sup> :1:44	3 <sup>1</sup> MdC32000	90	84	80	5	2	213	1nd	21	43	Espinoza118LBB	15.70	78-15 Brewmstr2MChrs1ThBrnKdn	BR right early 11

15Aug97-8Dmr 7 1/2 :22<sup>3</sup> :45<sup>1</sup> :1:10<sup>1</sup> :1:23<sup>3</sup> 3<sup>1</sup> MdC32000 80 83 65 12 3 103 107 913 913 Sorenson118LBB 5.20 66-13 KneHighnWheat1KthiSon2-2 Wide at turn 12  
27Jy97-2Dmr 7 1/2 :22<sup>3</sup> :46<sup>1</sup> :1:12<sup>3</sup> :1:39 3<sup>1</sup> MdC32000 91 91 80 2 4 33 1nd 1nd 42 Sorenson118LBB 3.30 73-20 Askbol1MOCChKthiSn1 BR right 7/8, inside 10  
27Jun97-8Hol 7 1/2 :22<sup>3</sup> :45<sup>1</sup> :1:10<sup>1</sup> :1:23<sup>3</sup> 3<sup>1</sup> MdC32000 71 72 71 7 10 103 893 673 683 SoRsA110 LBB 2.40 78-13 Sains1MOCChKthiSn1 Pinned start, wide 12  
11Jun97-5Hol 7 1/2 :22<sup>3</sup> :45<sup>1</sup> :1:10<sup>1</sup> :1:23<sup>3</sup> 3<sup>1</sup> MdC32000 85 85 87 5 1 12 12 1nd 2nd FloresDR118LBB 5.40 89-08 Sambarah1NulyThBn31Sn4 Worn down late 12  
22May97-8Hol 7 1/2 :22<sup>3</sup> :45<sup>1</sup> :1:10<sup>1</sup> :1:24<sup>1</sup> MdC32000 81 89 69 2 11 853 42 48 383 BarberR113 LBB 4.50 73-15 BlsNthg13Cdf1NulyThBn1 Steadied 5/16 11  
18Apr97-8SA 7 1/2 :22<sup>3</sup> :45<sup>1</sup> :1:10<sup>1</sup> :1:23<sup>3</sup> MdC32000 86 89 60 10 1 21 3rd 23 3 BarberR113 LBB 8.80 82-15 TabledThnHw3SuOvMndor-4 4 wide to turn 11  
6Apr97-9SA 6 1/4 :21<sup>3</sup> :45<sup>1</sup> :57<sup>3</sup> :1:10<sup>1</sup> MdC32000 78 74 62 7 4 973 69 69 512 BlancB118 LBB 17.10 72-11 NeverIndaho1OldSickd4RsAVirga4 No rally 11

WORKOUTS: 20NovSLR 3/4 R:38 H 416 5NovSLR 3/4 R:36 H 310 8OctSLR 1/4 R:1:00 H 725 1OctSLR 1/4 R:1:01 H 1320 23SepSLR 1/4 R:1:48 H 418 17SepSLR 1/4 R:1:01 H 2942  
9AugSLR 1/4 R:1:49 H 205 13JySLR 1/4 R:1:02 H 2502 5JySLR 1/4 R:1:50 H 2801 27AprSLR 1/4 R:1:01 H 1328 4AprSLR 3/4 R:37 H 2604 11MarSLR 3/4 R:35 H 2942

pp14 Izzy A Pursnatcher (E/P 0)  
Ch. g. 4

Stk: Fabuleux Dancer (Hijinsky 2Nd)  
Dam: Ashley's Gold (Fleet Twist)  
Breeder: Chysdale Doreen & Vachon Joseph (CA)  
Owner: Chysdale Doreen  
Trainer: Hayden Richard T (1 0-0-0 0%)

L 120  
Turf 7 0 0 0  
Off 0 0 0 0  
Dist 1 0 0 0  
Career: 16 0 0 1 \$8,820  
\$0 1997 12 0 0 1 \$6,060  
\$0 1996 4 0 0 0 \$2,760  
\$2,760 Hol 2 0 0 0 \$960

SIMPSON B H (7 0-1-1 0%)

DATE	TRK	DIST	FRACTIONS	RACETYPE	E1	E2	SFD	PP	ST	IC	2C	St	FIN	JOCKEY	ODDS	Top Finishers	Comment
14Nov97	5Hol	6 1/4	:22 <sup>3</sup> :46 <sup>1</sup> :59 <sup>1</sup> :1:12	3 <sup>1</sup> MdC32000	77	76	71	8	1	753	543	63	45	Simpson120LBI	16.60	74-20 TzMghy1CshCshCsh-4	Crowded near 1/16 10
17Oct97	9SA	6 1/2	:22 <sup>3</sup> :45 <sup>1</sup> :1:11 <sup>1</sup> :1:17 <sup>3</sup>	3 <sup>1</sup> MdC25000	78	75	70	12	1	88	973	983	58	Gonzalez115LBI	6.20	75-16 Corporate Fortune2Gallahad1Pointed3	12

7Sep97-2Dmr 6 1/4 :22<sup>3</sup> :45<sup>1</sup> :58<sup>1</sup> :1:11 3<sup>1</sup> MdC32000 85 78 71 12 1 733 993 910 6103 ValdezF112 LBI 8.80 74-15 SirahTomboy1SumAeBlad1Kzoon4 Wide trip 12  
29Aug97-8Dmr 6 1/4 :22<sup>3</sup> :45<sup>1</sup> :1:10<sup>1</sup> :1:17<sup>3</sup> 3<sup>1</sup> MdC32000 87 89 77 9 3 22 213 1nd 33 ValdezF112 LBI 30.80 84-18 CruznInThlndActivmginton-3 Willing 12  
19Jy97-9Hol 7 1/2 :22<sup>3</sup> :45<sup>1</sup> :1:10<sup>1</sup> :1:22<sup>3</sup> 3<sup>1</sup> MdC32000 79 75 66 9 3 423 423 673 712 ScotJM122 LBI 12.00 76-08 HnUn2EnchndVw3-2 Weakened outside 11  
20Apr97-3SA 6 1/4 :21<sup>3</sup> :44<sup>1</sup> :56<sup>1</sup> :1:09<sup>1</sup> 3<sup>1</sup> MdC39.0k 81 74 71 2 6 793 711 693 6103 ShaighNS115LBB 48.60 80-08 Indahoma1EvngWch21Hutonhol2 No threat 12  
5Apr97-7SA 6 1/4 :21<sup>3</sup> :44<sup>1</sup> :56<sup>1</sup> :1:09<sup>1</sup> 3<sup>1</sup> MdC39.0k 78 79 76 1 6 793 711 693 58 BenioOA124LBB 37.00 82-08 LuckyGoldigger1Indhom1GoldFce4 Inside trip 12  
19Mar97-2SA 1 1/4 :22<sup>3</sup> :45<sup>1</sup> :1:12<sup>3</sup> :1:38<sup>3</sup> 3<sup>1</sup> MdC39.0k 78 78 68 5 2 21 23 653 612 Ramsmy123LB 43.30 65-23 Sbnk1BIOGB1-1 Forced pace, gave way 8  
28Feb97-3SA 1 1/4 :22<sup>3</sup> :44<sup>1</sup> :56<sup>1</sup> :1:08<sup>1</sup> 3<sup>1</sup> MdC39.0k 83 79 79 1 4 573 64 673 6 BenioOA118LB 50.60 82-14 BldyRN1BIOGB1-1KinstyDx4 Inside trip 8  
12Feb97-1SA 1 1/4 :22<sup>3</sup> :44<sup>1</sup> :56<sup>1</sup> :1:08<sup>1</sup> 3<sup>1</sup> MdC39.0k 86 79 74 7 1 32 68 68 5123 BenioOA118LB 52.30 81-09 Aridie1Gaby1BldyRun3 Gave way 7

WORKOUTS: 28SepSLR 1/4 R:1:00 H 1707 23AugSLR 1/4 R:1:01 H 1320 12JySLR 1/4 R:59 H 416 7JySLR 1/4 R:1:00 H 954 12JunSLR 1/4 R:1:02 H 2526 12JunSLR 1/4 R:1:37 H 1819  
2JunSLR 1/4 R:1:52 H 4343 25MaySLR 3/4 R:39 H 1414 17MaySLR 3/4 R:39 H 3305 27AprSLR 3/4 R:35 H 127 13AprSLR 3/4 R:36 H 823 2AprSLR 3/4 R:37 H 712

## HERE'S HOW YOU GET IT !

By Terry Powledge

Hollywood Park, November 23, 1997.

2nd Race - Maiden Claiming 7 1/2 Furlongs 3YO CL \$3200

A full field of Maidens **with no first time starters** ! This is a playable maiden race, because all the entrants have a racing history with multiple pace lines, i.e., no unknown factors.

Procedure: Download via BRIS and print out racing form. Do standard Sartin pace line selection procedure. All entrants will be entered into Synthesis and using the “ #2 Hide” feature on the #7 Vital Factors Screen they will be reduced to the four top contenders.

Power Approach: 3YO 6-0-0-1; Pace line 4 back 6f Fpx = 77

Whale's Tale: 3YO 4-0-0-2; Pace line 3 back 6f Dmr = 82  
Showed Early speed last race; will help set the pace - Is the ML favorite.  
A contender.

Stuffed Pocket: 5YO 4-0-3-1; Pace line last one, 6 1/2 SA = 85  
A contender ran 2nd in his last 3 races. All speed ratings in mid 80's.

Chief Jeremiah: 3YO 6-0-0-1; Pace line last one, 6f SA = 84  
Closed 1/4 length in last. Keep in for now.

My D. Cat: 3YO 13-0-1-2; Pace line last one 7f SA = 84  
Showed some ability to close @ 6f 3 back. Keep in for now.

Kalahari Son: 3YO 13-0-3-4; Pace line 3 back 7f SA = 83; pace line 5 back = 85 is acceptable also. Either one makes him a contender.

Over The Limit: 4 YO 12-0-2-0; Pace line 3 back 7f Fpx = 77.  
Not a contender today. I will keep in and hide him in the Synthesis screen # 7.

Apieceofthepuzzle: 3 YO 6-0-1-0; Pace line 3 back 6f SA = 86, however has finished over 40 lengths back in last two races. The 86 keeps him in for now.

Takearealitycheck: 3YO 7-0-2-1; Pace line last one 7f HOL = 88, Closed 6 lengths from 2nd call to finish in last race. A definite contender.

Sergeant Dino 3YO 1-0-0-0; Pace line - none, throw him out now or later.

Naturally The Best: 3YO 20-0-3-4; Pace line last one 7f = 88. Has alternate early speed, it is his racing pattern to run 2/3 good early races then run a really bad one. The pattern here calls for a bad one today. However, his 88 and early speed, make him a contender for now.

Izzy A Pursnatcher: 4YO 16-0-0-1; Pace line 4 back = 84 Dmr. Showed early speed in that one and the 7f Hol race below it. A contender.

With the pace lines selected, the entrants are run through AODDS Gold Plus and sent over to Synthesis.

At the Pace line Entry Screen it is noticed that all entrants are at the "sprint" distances and no conversions will be necessary. Using Sartin standard procedure, all the entrants are "Tabbed" across the screen and the race is calculated. Next all the entrants are equalized at 7.5f and screen # 7 is selected.

The screen defaults to "ATM" and is left there. Using 11 entrants the "hide" procedure is begun. Using the SPN numbers, the highest #'s are hidden one at a time. The first to go is Kalahari Son, a SPN 9 with a 19 balance. Two pace lines were entered on him, 3 & 5, they both come up 9 and both are hidden. Next the **favorite** Whales Tale is hidden, he has a SPN 9 with an 11 balance. Next out goes Chief, Apiece, My D, Natural and Order in that order. The # 7 Screen is now down to 4 contenders: Power, Takea, Stuff, and Izzy.

## **ANALYSIS:**

### **#7 Vital Factors:**

Izzy # Total Energy, #1 @ SC, is 1.5 off pace, TOT/S #1, **#2 SPN, BALANCE OF 3 compared to 5-5-7.**

**#1. Izzy is # Total Energy and highest % median (69.19),** this is a very powerful factor. HE-3, FX-1, E/EP-2 & L/EP-1, has a Balance of 3, and is an Early Presser.

**"B" Screen** - Bottom Line #2, will be an overlay at 5/2 or greater, (he went off at \$50.40 - 1).

**"I" Screen** - Incremental Match-up - 1 - 1 - 1.

**THE ABOVE PROCEDURE, AND NOTHING ELSE, PRODUCED, FOR ME, THE TRIFECTA @ \$4828.10, THE QUINELLA @ \$338.20 AND WIN MONEY AT \$102.80. The TriBox consisted of Power, Stuffed, Taka, & Izzy. This win is verified by my lovely wife, and Doc will vouch for her.**

**Review other screens as needed.** Other Sartin Methodology programs also had Izzy all over the place, the only way you could have missed this play is by doing the following:

**HERE IS HOW YOU DON'T GET IT !**

**USE YOUR REALLY GOOD HORSY STUFF, LIKE...**

**RULES:**

Eliminate all maiden races.

Never bet on a horse that has never gone that exact distance before.

Any other rule. Using these rules you pass this race and miss \$\$\$\$.

**CLASS**

Whale's is the "Class" of the race. He's earned \$8,000 in 4 races, Izzy has earned \$8k in 16 races. Whale's just ran a super race at MC4000, and is taking a drop in class. Besides look at his superior breeding.

Izzy is running for \$28,000 today instead of the full \$32k, he lost ground in the stretch his last race, and has not had a workout in 56 days, Izzy is damaged goods, the owner/trainer are having a fire sale. They are bringing him back in just 9 days, they want to dump him before the word gets out. I've seen this before. Throw him out !

**INSIDE TRIP**

Whale's would have won last out if Nakatani had not let him "willingly" run an "inside" trip. Nakatani will run a better race this time !

**CONNECTIONS**

WOW ! Its Nakatani (33%)/ Hendricks (33%), besides their working today for the Martins, one of Hendricks best clients. Connections, Connections, Connections. Look at Izzy, he has "Bart" H. Simpson (7-0-1-1) riding him, and has Richard Hayden (0-0-0-0%) training him; and look at his breeding ... wasn't Nijinsky 2nd a turf horse ? We can toss him on connections and breeding !

**JOCKEY**

Nakatani is riding right back after almost winning with him the last race. Nakatani would have won if the stupid horse had not insisted on running inside. The inside lane at Hollywood Park is a death trap, it kills speed horses ! Nakatani really knows this horse, and besides that, who in the heck is B. H. Simpson ?



# RECENCY-CONDITION-FAST WORK

More WOW ! This is Whale's 2nd race after a lay-off. More magic. It is a handicapping truth that all horses win the second or third time out after a lay-off. Look at the workout pattern, he is coming back in 28 days with three works in 16 days, he has worked an amazing 15 furlongs in just 16 days, of which, one was a blazing 100.1. Izzy has not had a workout in 56 days. You have to throw Izzy out based on these handicapping truths.

# IN-THE-MONEY TYPE

Whale's is 2/4 = 50% - IZZY = is a lousy 1/16 .06 % in-the-money, and the 1 time in the \$ was for show. Come on get serious, why is the horse even in the race ?

# LASIX

This is Whale's 4th time out on lasix, this will surly improve his performance today.

# MORE MYTH

Whale's is a "lightly raced 3YO; every knowledgeable handicapper knows that this type horse always improves if he is lightly raced and well placed by the connections. Look at Izzy - he is a heavily raced 4YO who is on the decline, look at the last two races he ran, a miserable 74 and a 75. Whale's ran a blazing 83. Besides, look at the Byer #'s, in Whale's last two races he ran an 83 & 81, compare this to Izzy's 71 & 70. Throw him out for crying out loud. Don't you know anything about handicapping ?

Besides, according to my friend Raul, his cousin's girl friend has a friend who works at HP on the backside, this friend gave his cousin's girl friend's, friend the horse last time out and he now says Whale's is a cinch to win today. After this race they are going to bump him up in class to Allowance -2 where he belongs. Raul's cousin's friend thinks this horse is Grade 1 material.

AND 10 MORE MINUTES OF BLAH-BLAH-BLAH HORSY CRAP... that's how you lose this race. "Getting it" is up to you !

Sunday Nov. 23, 1997—18th day of 37-day meeting.  
All finishes confirmed by Eclipse Photography Inc.

8131—SECOND RACE. 7½ furlongs. Three year olds & up, Cal-breds. Claiming prices \$32,000-28,000. Purse \$18,000.

IzzyAPursnatcher, B. Simpson	12	81	7½	4½	1hd	50.40
Takearealitycheck, Alvarado	9	51	4hd	31	22½	5.70
Stuffed Pocket, D. Flores	3	1hd	2½	1hd	3½	5.90
Whale's Tale, Nakatani	2	2½	1hd	21½	4rk	0.90
NaturallyTheBest, V. Espnoz	11	4½	51	5hd	52½	7.00
Chief Jeremiah, Vergara	4	31	31	6½	62	28.10
Apieceofthepuzzle, J. Silva	8	6hd	62½	73½	7hd	78.70
Sergeant Dino, F. Martinez	10	112	91½	92½	83	42.60
Kalahari Son, Desormeaux	6	10½	112½	8½	93	9.20
My D. Cat, Valdivia	5	91½	10½	111	10½	41.80
Power Approach, Scott	1	7hd	81	101½	112	43.70
Over The Limit, Enriquez	7	12	12	12	121.5	

Scratched—Klondike K's, Retain. Claimed—Whale's Tale by Chrys E Chrys (Trainer—Juan Garcia).

12—IZZY A PURSNATCHER ..102.80 31.60 16.80  
9—TAKEAREALITYCHECK .....7.40 6.20  
3—STUFFED POCKET .....4.80

Time—22 4/5, 45 4/5, 1.10 4/5, 1.23 1/5, 1.29 3/5. Clear & Fast. Winner—ch.c.4 Fabuleux Dancer—Ashley's Gold. Trainer—Richard T Hayden. Owner—Doreen Clysdale.

\$2 DOUBLE (1/12) PAID \$551.80; \$1 EXACTA (12-9) PAID \$472.80; \$2 QUINELLA (9-12) PAID \$338.20; \$1 TRIFECTA (12-9-3) PAID \$4,828.10

12—IZZY A PURSNATCHER ..102.80 31.60 16.80  
9—TAKEAREALITYCHECK .....7.40 6.20  
3—STUFFED POCKET .....4.80

Time—22 4/5, 45 4/5, 1.10 4/5, 1.23 1/5, 1.29 3/5. Clear & Fast. Winner—ch.c.4 Fabuleux Dancer—Ashley's Gold. Trainer—Richard T Hayden. Owner—Doreen Clysdale.

\$2 DOUBLE (1/12) PAID \$551.80; \$1 EXACTA (12-9) PAID \$472.80; \$2 QUINELLA (9-12) PAID \$338.20; \$1 TRIFECTA (12-9-3) PAID \$4,828.10

## VITAL FACTORS--ATM

HOL 11-23-97 2 7.5 D

#	NAME	L	TOTAL	R	SC	R	SCBL	3F	R	Ent	R	TOT/S	R	SPN	R	BAL	
1	POWER4	167.2	-3	56.3	-3	( 46.4 )	7.8	53.1	-2	( 43.3 )	92.8	-2	92.26	-4	91.27	-3	7
2	STUFF1	168.7	-2	57.6	-2	( 45.4 )	5.0	52.5	-3	( 44.0 )	92.5	-3	92.70	-2	93.92	-1	5
3	TAKEA1	167.0	-4	56.0	-4	( 47.1 )	6.5	53.8	-1	( 43.0 )	93.3	-1	92.61	-3	90.67	-4	5
4	IZZY 4	169.7	-1	58.6	-1	( 45.0 )	1.5	52.3	-4	( 44.1 )	91.3	-4	93.04	-1	93.42	-2	3
	HIGH	169.7		58.6		( 45.0 )		53.8		( 43.0 )	93.3		93.04		93.9		
	LOW	167.0		56.0		( 47.1 )		52.3		( 44.1 )	91.3		92.26		90.7		
	AVE	168.1		57.1		( 46.1 )		52.9		( 43.3 )	92.5		92.65		92.3		

\*=WIRE TO WIRE

## ENERGY GENERATOR -- ATM

HOL 11-23-97 2 7.5 D

#	NAME	L	N	T	Total	R	HE	R	FX	R	%Med	E/EP	R	L/EP	R	TPP	R	BAL	ESP
1	POWER4				167.16	-3	60.45	-2	92.68	-4	68.24	78.47	-3	76.89	-4	70.01	-4	7	PRE
2	STUFF1				168.67	-2	60.51	-1	92.75	-3	68.90	79.19	-2	76.96	-3	70.42	-2	5	E/P
3	TAKEA1				167.05	-4	59.64	-4	92.99	-2	67.80	78.28	-4	77.15	-1	70.15	-3	5	S/P
4	IZZY 4				169.68	-1	60.29	-3	93.03	-1	69.19	79.62	-1	77.10	-2	70.72	-1	3	E/P

HI/LO Difference = 2.63 Average = 168.14

QUANTUM RATER										HOL 11-23-97 2 7.5 D			
Por/Poh--ATM													
#	NAME	POR	F 1	F 2	F 3	S C	SC/BL	POR-R	POH-R	LS/P-R			
1	IZZY		59.73	57.95	52.12	58.82		151.53	-1				
	POH	59.37	58.03	52.28	58.56		1.50		139.81	-1			
	PCT	99.39	100.15	100.30	99.55							106.50	-3

2	STUFF	POR	59.80	57.33	51.79	58.54		149.73	-2				
	POH	58.62	57.59	52.46	57.65		5.00		138.73	-2			
	PCT	98.03	100.45	101.29	98.48							107.81	-1

3	TAKEA	POR	58.21	56.16	52.84	57.17		146.87	-4				
	POH	57.77	55.48	53.80	56.04		6.50		137.09	-3			
	PCT	99.24	98.79	101.82	98.03							106.88	-2

4	POWER	POR	59.33	56.15	52.69	57.69		147.07	-3				
	POH	57.84	56.23	53.09	56.34		7.75		136.72	-4			
	PCT	97.50	100.15	100.76	97.65							106.47	-4

R=Rank W/W=Wire to Wire LS/P=Long Shot Potential

## CHAOS FORMULA AND LONGSHOT RATINGS -- ATM

HOL 11-23-97 2 7.5 D

### CHAOS Formula Rating

		94%	95%	96%	97%	98%	99%	100%
W	IZZY 4	100.00	-----	-----	-----	-----	-----	-----
S	STUFF1	99.23	-----	-----	-----	-----	-----	-----
P	TAKEA1	98.06	-----	-----	-----	-----	-----	-----
	POWER4	97.79	-----	-----	-----	-----	-----	-----

### Long Shot Potential Rating

		94%	95%	96%	97%	98%	99%	100%
	STUFF1	100.00	-----	-----	-----	-----	-----	-----
	TAKEA1	99.13	-----	-----	-----	-----	-----	-----
	IZZY 4	98.78	-----	-----	-----	-----	-----	-----
	POWER4	98.76	-----	-----	-----	-----	-----	-----

## INCREMENTAL MATCH-UP -- ATM

HOL 11-23-97 2 7.5 D

#	NAME	1F	2F	3F+TOTAL PACE
1	POWER	3->	3->	4->
2	STUFF	2->	2->	2->
3	TAKEA	4->	4->	3->
4	IZZY	1->	1->	1->

## WIN ODDS ONLY

ATM

	BOTTOM	BETTING	
	LINE	LINE	BAL
	LS	ODDS	
1	STUFF	19.3	→ 2-1 5 Sh
2	IZZY	18.8	→ 5-2 3 Win-\$102 <sup>80</sup>
3	POWER	16.6	3-1 7
4	TAKEA	16.0	→ 3-1 5 Pl

***Now Available!***

**PACE LAUNCHER series**  
**SARTIN**  
**SYNTHESIS**  
**DOC SARTIN'S PRIVATE METHOD**

**\$679 FULL PRICE**

Upgrade from Pace Launcher:

<b>From PL4 - purchased FULL PRICE after August 1997</b>	<b>\$229</b>
<b>From PL4 - upgraded from PL3 after August 1997</b>	<b>\$329</b>
<b>From PL4 - purchased prior to August 1997</b>	<b>\$379</b>
<b>From PL3</b>	<b>\$429</b>
<b>From PL2</b>	<b>Full price</b>

CA residents add 7.75% tax

***The Sartin One-on-One Video Workshop Series***

Three videos in all - each with its own workbook\*  
so you can study the material at your own pace.

STRAIGHT FROM DOC SARTIN TO YOU...

the concept and precise procedure for gaining optimal Win Proficiency and Profit.

***The Sartin One-on-One Audio Cassettes\****

Take the audio portion of the videos with you... in your car or on your walks

**3 VIDEO SET \$99.99**

**3 AUDIO SET \$49.99**

CA residents add 7.75% tax

**#1 - CONCEPT AND PROCEDURE**

**#2 WINNING: STEP BY STEP**

**#3 PUTTING IT ALL TOGETHER WITH THE PSYCHOLOGY OF CONSISTENTLY WINNING RACES & MONEY**

Order from O. Henry House, Inc.

\* Workbooks for Video and Audio sets are identical.

Only one set of workbooks will be shipped when both sets are ordered.

