


The FOLLOW UP

with Howard G. Sartin, Ph.D.

EVOLUTION

ISSUE #65



INDICAPPING REVOL

DECISIONS, II

Publisher's Desk	1
On Line with Shane	6
Average Daily Variant	8
+, 0, (+), and Match Up Questionnaire - A useful tool	10
The Importance of Current 3 Year Best	11
Form Points	13
Eastward Bound with Pace Launcher	18
Vox Populi	49
The Psychology of Winning	52
Horse Racing - The Phenomenon of Thirds	57
Book Review & Commentary-The Odds Must Be Crazy	60

The FOLLOW UP is published six (6) times a year by O. Henry House, Inc. in conjunction with the Inland Empire Institute. Subscription price is \$72 per year third class mail and \$87 per year first class & Canadian mail, other foreign subscribers: \$100/year. Back issues are available for \$12.50 each. California residents add 7.75% sales tax. If you have any problem with your subscription or have a change of address, please contact O. Henry House at the address below. All information in this publication is for informational purposes only.

The FOLLOW UP

O. HENRY HOUSE, INC.
1390 E. 6TH STREET, STE 5
BEAUMONT, CA 92223

909-845-5907

between 1 and 3 PM Pacific time

Please send all correspondence to this address. This includes submission of material for publication consideration, letters, opinions, comments - whatever.

Thank you,

O. HENRY HOUSE, INC.

STATEMENT OF POLICY

The Sartin Methodology is based in Psychotherapy and its goals are NOT directed toward fostering the illusions or delusions of gamblers seeking magic solutions for picking winners. We are primarily a healing arts organization dedicated to providing an alternative solution to mainstream psychiatry's prescription of total abstinence for non-winning handicappers. Our slogan is - and always has been -

"THE CURE FOR LOSING IS WINNING"

O. HENRY HOUSE, INC.
PIRGO
THE SARTIN
METHODOLOGY
1390 E. 6TH STREET #5
BEAUMONT, CA 92223



© 1997 O. HENRY HOUSE, INC.

All right reserved. No part of this work may be reproduced or transmitted in any form or by any means, electronic or mechanical, including photocopying and recording, or by any information storage or retrieval system, except as may be expressly permitted by the 1976 Copyright Act or in writing from the publisher. Past Performance and Results charts copyrighted by Daily Racing Form, Inc.

~~And so on for ALL Tracks, Distances and Surfaces.~~

Ted Craver

673 YB

HOW TO MAKE YOUR OWN 3 YEAR BEST

We STILL receive a lot of requests for 3 Year Best Times. We gave you the DRF Service Number. They send them out free. However they DO NOT includes all tracks and sometimes they say that they have NOT yet compiled the most RECENT TIMES.

Making your OWN 3 Year Best Times is Easy, assuming that the DRF Speed Ratings are accurate, which they are 97% of the time.

First you must NOTE the SURFACE and DISTANCE for each time.

HERE'are three examples as seen via SLASH the PRICE:

Slash the Price

Own: A R Stables Inc & Bonura & Loughran

\$12,500

HUNTER MT (58 8 5 5 .14) 1997:(315 33 .10)

B. g. 4

Sire: Festive (Damascus)

Dam: Fast Chopper (Hatchel Man)

Br: Franks John (Ky)

Tr: Hines N J (1 0 0 0 .00) 97:(20 3 .15)

X 10 Jly 97 - B Hol fsl 5f	:213	:442	:563 4 1 Clm 8000	63	7	6	810	891	891	591	Barber R5	LB 111 b	8.40	92 X
9 Jun 97 - S Hol fsl 6f	:222	:45	:572 1:094 3 1 Alw 40000s	45	7	1	42	910	913	814	Gonzalez JC7	LB 110 b	50.10	75
X 19 Apr 97 - BSA fsl 6 1/2 f	:213	:434	1:084 1:152 4 1 Clm 18000 N2L	77	5	5	2nd 32	441	651		Blanc B	LB 119 b	6.50	87 X
23 Mar 97 - I OSA fsl 1	:223	:462	1:104 1:37 4 Clm 25000	61	2	1	1st 31	861	1014		Blanc B	LB 115 b	15.00	71
X 26 Jan 97 - ISA my 1	:22	:451	1:101 1:36 4 Clm 22500	85	4	3	311	211	211	31	Blanc B	LB 113 b	9.80	86 X

Track HOL. Surface: DIRT. 5f SR = 92. Horse's TIME 56:3. BEATEN 9.25 lengths. The RACING FORM says this equates to just 9 lengths. It uses the old 1/5 of a second per BL. No plus or minus adjustment for anything under 1/2 length.

The horse earns that 92 by running 56:3 + 9 5ths. That's 58:2.

If 58.2 = 92 then DEDUCT 8 5ths to get 100.

Hence 100 = 56:4

GO Down to the 3rd race: Track SA. Distance 6.5 furlong, DIRT.

Final Time RACE: 1:15:2. Beaten 5.75 lengths. The DRF calls this 6 lengths. Hence an 87 Speed Rating = 1:16:3. Minus 13 lengths = 1:14:0. 100 = 114.

Now GO to the 5th back: Track SA. Distance 8 furlongs. Surface Dirt.

RACE TIME 1:36:0. Horse beaten 4 lengths. Horse's SR = 86 = 1:36:4.

1:36:4 Less 14 5ths = 1:34:1.

1:34:1 = 100 SR.

And so on for ALL Tracks, Distances and Surfaces.

FROM THE

Publisher's Desk

In this issue we move Decision eastward, thanks to several clients from the East and Midwest who were gracious enough to answer my plea for races they handicapped with Pace Launcher. So, it's another Follow Up dedicated to help you make PROFITABLE DECISIONS. This time the focus is more on PROFIT than selection.

It has been fairly well established that virtually all of you are getting winners that are ranked high enough to bet, but fail to do so for a number of curious reasons, most of which are irrelevant as demonstrated by the success of those following my simple but detailed instructions in Follow Ups #58 through 64.

Yet, some of you still persist in worrying too much about things like man-made CLASS distinctions, most of which are myths, and making rule-bound manual adjustments for Track Class. I discussed Track Class adjustments with winning teacher Dennis Mikkelson. We both confessed that we had never made a manual adjustment for any reason.

One disturbing quote I got from someone who lost a race:

"My thinking was based on 'Midwest Realities' where the likely class of a horse who has won only a maiden claimer is ONE HALF of its MCL price tag, in this case \$10,000." That's NOT a Midwest reality, it a common North American Mainstream handicapping MYTH. In the case of the horse in question running at DMR, the myth says that even after breaking its maiden with a 91 NET SR it should be running for \$5,000 today. DMR does NOT have \$5,000 Claiming races. Would they have the trainer ship such horses to Yakima or Blue Ribbon Downs?



When James Quinn wrote his original *Handicapper's Condition Book* back in 1982, most of his notions on class had validity. He later wrote *Class of the Field* (1987). He repudiated some of his earlier convictions and, with a few old reservations, equated class with performance. Ironically that book had far fewer sales than anything else he's ever penned. He soon learned that concepts deviating from conventional wisdom would not have mass acceptance.

The monarchy of the class ladder was seriously threatened beginning in 1989. Its tyrannical reign was toppled in the racing seasons of 1990 through the present. 1996-97. Handicappers who still pay homage to the old king are still cashing tickets, but on low paying favorites.

Old notions of Track Class distinctions that once may have eliminated contenders have also taken a beating. In the west I suggest that you record the number of northern California horses that scored with double digit mutuels at southern California tracks. Likewise in the Midwest and East, review the high paying victories of horses from supposedly minor tracks competing at major ovals.

Here's another example of what I mean when I talk about subjective reasoning that deviates from instructions. It comes in via E-Mail from a very nice gentleman. He had some problems at Del Mar that I tried to solve by sending him some races I won. He lost them and cites as a reason for not including one high paying winner as follows:

"I was particularly interested in your Pace Launcher readouts for DMR, 8/4, race #3 as I bet on it and lost the race. I did NOT include STORM (too slow), OR MIRAN* (only a Maiden Win against open claimers. All the REST of my pace lines were the same as yours. Thus, I was surprised to see that all the significant readouts were different. I bet the TOP 2 BOTTOM LINE horses and lost."

The program is based on the match up of horses you enter INTO your computer. Leave one out, make a subjective manual adjustment OR fail to HIDE horses that the Vital readouts deem to be NON-qualifiers, and it changes the rankings, sometimes drastically.

A lot of horses with ONLY a maiden win go against open claimers and win. This time MIRAN did not, but it was disqualified and could well have been a HIDE, at least for win. This certainly does NOT disqualify all such horses, particularly in a 3 YO bred-in Calif. race. MIRAN placed at \$11.60. While IT did NOT figure for win on our readouts, many similar types DO. To confirm that, look at some of the winners in Follow Up #64 and in this issue. Place horses are more readily determined by using various versions of Early-Late and the Vector Graph.

So far the E-mailer is doing okay. Here is where he went astray:

Pace Launcher IV Composite -- ATM

DMR 8-4-97 3 6 D

#	NAME	L	N	T	EPR	LPR	CPR	TT	HID	FW	FX	LS	RANK
1	RUBIN	1			2	4	2	2	5	2	2	19	2
2	PLEAS	2			1	6	1	1	2	1	2	14	1
3	STORM	2			6	7	7	7	7	7	5	46	7
4	CODY	3			7	1	5	6	4	6	3	32	5
5	OLDE	1			3	3	3	3	1	3	3	19	3
6	RED P	1			4	2	4	4	3	4	1	22	4
7	MIRAN	1			5	5	6	5	6	5	4	36	6

2-1
2-1 FAV - No BET
- BET
W \$11.60 BET
P

BOTTOM LINE -- BETTING LINE

DMR 8-4-97 3 6 D

WIN ODDS ONLY

RAW		ADJUSTED	
BOTTOM	BETTING	BOTTOM	BETTING
LINE	LINE	LINE	LINE
LS	ODDS	LS	ODDS
1 RUBIN	21.0	1 PLEAS	20.3
2 OLDE	18.5	2 RUBIN	16.0
3 PLEAS	18.3	23 OLDE	15.5
4 CODY	7.5	4 RED P	13.5
4 STORM	7.5	5 CODY	7.5
5 RED P	6.0	6 MIRAN	1.0
6 MIRAN	1.0	7 STORM	0.0

12-1 BET
2-1 FAV. 2-1
2-1 W \$11.60 BET
PL

5100—THIRD RACE. 6 Furlongs. Purse \$22,000. 3-year-olds, bred in California. Claiming price \$20,000-18,000.

Index	Horse and Jockey	Wt.	PP	ST	1/4	1/2	3/4	Str.	Fin.	To \$1
4387	Olde Stockdale, K Desormeaux.....	115	6	5	42	1hd	-	12 1/2	17	4.80
4290	Miranda's Knight, A Sola.....	115	9	2	3hd	4hd	-	41	22	14.10
4411	Ya Betcha, R Douglas.....	115	8	6	74	61	-	5hd	3 1/4	3.70
4130	Pleasures All Mine, M Pedroza.....	115	2	4	2hd	3 1/2	-	2hd	4 1/2	12.10
5018	Red Phone, M Garcia.....	115	7	1	5hd	52	-	6 1/2	5 1/4	5.20
4518	Rubin's Pride, J Gonzalez.....	108	1	3	1hd	2hd	-	31	6 1/4	2.00
4487	A-Navarro Joe, G Almeida.....	115	5	7	8hd	6 1/2	-	7 1/2	7 1/2	6.50
3561	A-Cody Taylor, E Delahoussaye.....	116	4	9	9	9	-	9	8 3/4	6.50
4532	Stormy Ambition, C Black.....	116	3	8	64	7 1/2	-	81	9	21.00

No Scratches.

Claimed — Red Phone for Harris Farms, Inc. by Howard L Zucker; Navarro Joe for Wade Bunting by Kevin Ekleberry; Rubin's Pride for Oakcrest Stable by John Sadler. Olde Stockdale for Akin & Winning Ways Stable by Sanford Shulman.

5—OLDE STOCKDALE.....	11.80	6.00	3.80
8—MIRANDA'S KNIGHT.....	11.80	6.20	
7—YA BETCHA.....			4.40

Off: 3:01 Time: :22:45:57.1 1:09 4/5, Track: Clear & Fast. Winner-b g 94 Moscow Ballet-Blondina Tr-Bob Balfert. Own-Donald Valpredo. Mutuel Pool \$370,727.10. Exacta Pool \$252,222. Quinella Pool \$49,899. Trifecta Pool \$271,008. Pick Three Pool \$102,663.

\$2 EXACTA (5-8) \$121.80	\$2 QUINELLA (5-8) \$66.40
\$1 PICK THREE (5-2-5) \$111.00	\$1 TRIPECTA (5-8-7) \$386.50

He bet RUBIN the 2-1 favorite and whoever he got 2nd. RED was not a prohibitive favorite. It went off at 5.2-1. At worse, leaving in one suspect horse, The winner, OLDE, ranks 3rd. On our betting readout, it ranks 2nd. Its ODDS were 4.8-1. It paid \$11.60 - \$6.00 - \$3.80.

The horse's PROJECTED Betting Line was EVEN - or 2-1 using a contender we later HID. He wagered on a prohibitive favorite. To his credit, he said he wouldn't consider such a horse. Unfortunately he discarded the WRONG favorite: RED instead of RUBIN.

I beseech you, ask yourself: WHY did I create a Bottom-Line Betting Line? Certainly not for you to misuse by continuing to wager on the numerical top 2. It is there to show you which horses are UNDERLAYS to avoid and which are OVERLAYS to bet. Our Betting Line, in concert with Bottom Line, is our most dramatic improvement ever. It solves the problem created by a plethora of low priced winners. It neutralizes the negative effect of all those computer programs with direct or quasi "Sartin" numbers that are contributing to a wealth of winning favorites and near favorites.

Our own Chaos Formulae does produce many longshots in the top 2. But the longer priced residents of the top 3 are the source of potential wealth. The greatest flattery to our Bottom Line/ Betting Line came from the contemporary father of Value Betting, Mark Cramer:



A C&O Special

A Strategy That Cannot Fail!...?

BY MARK CRAMER

Even Dr. Howard Sartin, who once labeled us "the value boys" and said that "Cramer is the only value boy who qualifies for out-patient status" now has developed an odds line based on his methodology I'd gladly send Sartin a bankroll and have him bet on the overlays based on his line. This concept is valid.

This from Mark Cramer in the Cramer-Olmsted Report. Mark saw the power of BOTTOM LINE/ BETTING line when he guested at our Baltimore Seminar. I think I'm justified in taking pride in his willingness to send me a money bank based on the output of that feature. After all, He IS the father of the current VALUE rage.

Racing is a field governed by thirds (see my Thirds column, this issue). You must take the cure for 'Top Two-itis' if one of the two is a prohibitive underlay. Demand a minimum \$7 or higher! This is the 2nd Follow Up issue in which I've shown examples from clients who lost races betting on the numerical top 2. You saw In Follow Up 64 where a client eschewed a \$57 winner ranked 3rd on all readouts and was #1 on Quad-Rater's Long Shot Detector. See page 17, Follow Up 64. In the above example, the client the only lost out on an \$11.60 win mutuel by wagering on a horse that would have paid \$6.00 to win. The E-mailer's only real mistake was in betting his top 2 numerical readouts. Our mailbox shows that to be the most prevalent mistake.

There are still those who cling to archaic contender guidelines that I completely ignore (as I did even before they were archaic), ponder over what to do about foreign horses with no North American lines. An answer to that is look at the Morning Line then for tote board action. If the horse is heavily bet and has high enough odds, you might consider a bet. But don't let anything dissuade you from also wagering properly on the horses that do have lines.

Let's face it, why worry so much about some possible error you might make in any single race. The more you worry and fret over contenders and pacelines, the more you tend to overanalyze and the more likely you are to lose. We're all bound to lose some races, regardless. So why not relax and concentrate on wagering profitability.

I still have a number of clients who approach a Racing Form or download as if they were an Oppenheimer or one of the other nuclear physicists stashed in New Mexico laboring to create the atomic bomb. They agonize over minute degrees of Energy Expenditure, Early, Late, or in-between. They choose to try reinventing the same wheel I've worked for over 22 years. All the problems encountered over that span of time have been addressed and, when directions are followed, solved by the corollary formulae in Pace Launcher.

I realize that many of you are into horse racing to probe and solve its allegedly impenetrable mysteries. The "elusive secret of Beating the Races," as Andy Beyer said in *Picking Winners*. Some of you might even abandon the pursuit if you believed the solution had already been reached. You are what is popularly known as "students of the game." I can't fault you if you're having fun. But while you're doing so you might want to bet on some of those terrific overlays that hover in Pace Launcher's Top 3 rated contenders. They offer a longer long run than the higher "rated" horses paying \$6.40.

HERE WE GO AGAIN

Watchdog client Mel Shrawder sent us a note re: Tom McCormick, purveyor, using our old Phase III formulae.

Almost twenty years after the fact, Tom McCormick has written a tome called: *See How They Run* in which he employs a lot of my old 1980's concepts and F-P-S formulae. He was decent enough to send me a copy for review. I told him he was more on the right track than many of his counterparts. Apparently he's now using my tacit endorsement as a sales tool. That's okay for the general public. We want their thinking to be antiquated since it's their money we're winning. Even so, they'll still get some benefit from him and perhaps break even. The book looks like the little Blue Manual that we send out with membership and is of no value to you. It's old news in a new cover.

The Sartin Methodology of yesteryear as described in *See How They Run*, *Modern Pace Handicapping*, *Pace Makes The Race*, and 20 other books, has been revolutionized far beyond its 1980's limitations. They were not limitations at the time of conception but unless you're happy with \$6 to \$7 mutuels, they certainly are now in light of the altered state of today's handicapping realities.

I'll repeat what I've so often said about the reasons for the abrupt and dramatic change:

(1) Wide dissemination through computer internetting of what has become "mainstream" handicapping information. This includes all of our own 1980's concepts as revealed in the afore mentioned 22 books. Remember what Tom Anslie said before we advanced the Methodology to its present state? "The Sartin Methodology IS NOW the Mainstream."

(2) The "murder"* of Alydar and the subsequent passing of most of the top sires of our time. The demise of the most dominant U.S. breeding farms: Calumet, Spendthrift and others. Diminished yearling auction prices. Foreign money now being spent more on foreign horses for foreign races. Many of our top prospects going to the Far East, Japan and Europe.

(3) Collapse of the pyramidal "autocracy" of the Claiming ladder; claiming prices can no longer be depended upon for eliminations or for establishing so-called PARS by level.

(4) And, perhaps most tragic: an utter lack of integrity on the part of those persons we once revered as experts and depended on for accurate information and insights. The vast majority of them are now just out for your buck and have forsaken all attempts at original thinking or the exploration of advanced concepts.

RESULT:

In combination, these 4 factors have caused a severe decline in the average mutuels paid by winners who fit "mainstream" qualifications.

Sadly, many of you send missives indicating that none of this bothers you. Too many of you are seemingly content with the lower mutuels and are doing little to follow my proven guidelines for getting overlays! Such persons are taking the path of least resistance. You don't seem to realize how such an attitude delights the mass purveyors of horse ratings who'll ultimately break you if you bet on the basis of their QUANTIFIED RATINGS. *Re" The "Murder of ALYDAR as postulated in the book *Wild Ride*, is now finally under full investigation.

Alydar death being investigated

► Calumet Farm employees and a veterinarian have testified before a grand jury.

By Stephanie Diaz
The Press-Enterprise

A federal grand jury in Houston is looking into the 1990 death of leading sire Alydar, who finished

second to Affirmed in all three Triple Crown races in 1978, the U.S. Attorney's office said.


Also being investigated is historic Calumet Farm in Lexington, Ky., the breeder of seven Kentucky Derby and two Triple Crown winners, said Karen Guerriero, spokeswoman for the U.S. Attorney in Houston.

Dr. William Baker, the Calumet veterinarian who treated Alydar immediately after the stallion was found in his stall at Calumet with a

broken right hind leg in November 1990, testified before the grand jury last month, as did several Calumet employees, Guerriero said. Guerriero also confirmed the grand jury was looking into business dealings involving former Calumet president J.T. Lundy.

Speaking by phone from his home in Lexington, Ky., insurance adjuster Tom Dixon said he is scheduled to appear before the Houston grand jury on Aug. 21 to discuss Alydar's death.

THE QUIGMANS



"Everyone's crazy, except us. Thank you and good night."

IT'S SURVEY TIME, AGAIN...

To all of those who are still using monochrome (non-color) monitors, please advise us! This is important. We need the following info:

Your name

Type of computer (286, 386, etc.)

Are you planning on getting a color monitor?

If yes:

Do you plan to upgrade your computer,
get a new one,
or upgrade your monitor only.

Please send us this info as soon as possible. Thanks! (If you're not planning on getting a color monitor, do you want to sell that 1951 Studebaker you're still driving?)

DRF 3 YEAR BEST TIMES

To get a listing of the 3 Year Best times, contact the Daily Racing Form at:

1-800-306-FORM

(1-800-306- 3676)

These are available at NO CHARGE

Remember the article in Follow Up #63 about dialing a second phone number for higher speed modems? Well, forget it. Soon after that article was written, I started to get garbled messages after connecting. Half the time the downloading speed was very slow. I'm not sure why these kinds of things are happening, but it now seems that it really doesn't matter which one of the 800 numbers are dialed. Maybe the slow downloads are due to a high volume of users downloading at the same time, but why I get garbled messages is beyond me. I know that if the phone line is faulty in any way thing like that will occur, but I have had the phone company test my line and it test OK. By the way, if you are having unusual thing happen while connected to BRIS, you may want to have your local phone company check your line to be sure it has no problems on it.

Since we're on the subject, here's an article by client David Bonas that solves this problem as well as saves you money!

BRIS DOWNLOADS AND TOTE BOARDS WITHOUT CONNECT CHARGES?!?!?

by David Bonas

As all BRIS downloaders know, speed is of the essence when you're paying ten dollars per hour to connect via direct dial-up. Connect charges are always a significant portion of my BRIS bill. I always get in and get out as quickly as possible, with my attention glued to my monitor screen lest I get distracted by a phone call or race analysis while I'm still connected. I became so serious about this that I soon memorized the entire sequence of keystrokes so as not to waste a nanosecond.

But these charges are a thing of the past for those of us who surf the web. We can now go to the BRIS website and download HAT files and charts at our own leisurely pace, because there are no hourly charges when connected via the BRIS website. I have been assured of this by three people at BRIS.

Now, this deal presupposes several things. If you're currently downloading, then you already have a computer and modem. You also must have a web browser (I prefer Netscape) and an Internet Service Provider (ISP). Compare prices and services in your area. For example, my ISP is Earthlink (www.earthlink.net). I pay a flat rate of \$20/month for unlimited usage on the Web, the Newsgroups, one E-mail account and one personal web page. Overall I'm quite satisfied with them. Now, if you have zero interest in the Web or E-mail, then you must decide for yourself if it's worthwhile. Personally, I love the Web and E-mail. Many tracks now have websites which provide scratches, results, entries, programs, live audio race calls, etc. Del Mar's website is stellar <<http://www.dmtc.com>>. If your modem transmits at 14.4 or less, get a faster one - it will save time and frustration.

Assuming you are equipped as above, here's how to use the BRIS website:

First, you must call BRIS (800) 354-9206 and request a website password. This is different from the password for direct dial-up. They gave me mine on the phone in just a few minutes. You'll use the same username as with direct dial-up, but with the new website password.

OK, point your web browser to <<http://www.bris.com>>, when their home page comes up, click the button on the upper left side which says "Past Performances, Programs & Tipsheets". The header of the next page is "Daily Reports Menu". Click on the hypertext link which says "Software Datafiles", after which it will automatically page down to the "Software Datafiles", the first of which is the HAT files. The very first entry is "AODDS (HAT) Datafiles". To the right is "ZIP" in hypertext. Click on it. The next page header is "HAT Datafiles for AODDS". Page down to the desired track name, to the right of the track name are date numbers in hypertext, click on the desired date. A message box appears which prompts for your BRIS username (same one you use for dial-up) and password (that's your new WEBSITE password). Enter username and password, then hit your <enter> key or click "OK".

Next, you should save the HAT file to the directory in which AODDS resides, though you can save to any directory. I'll describe the sequence as it is on my computer, a PC with Windows'95, just remember that there may be minor differences for different users. A message box appears with the title "unknown file type", click "Save File". The next message box says "Save As...". In this box, designate the directory in which to save the file (I save directly into my AODDS directory). Click "Save". The next box says "Saving Location" and has a horizontal bar which shows the download in progress. Once the download is complete, the box disappears, and the zipped HAT file is saved in the directory which you designated.

That's it! From this point, unzip and extract the HAT file and proceed as you normally would. I've tried to be explicit in this description, but I can hold my breath while I execute this process. After you've done it once, you won't need this article again. Charts and results are obtained in the same manner. The link button is next to "Past Performances, Programs & Tipsheets". Next to "Charts & Results" is the "Supertote" button. This feature allows the user to simultaneously have up to FIVE, LIVE TOTE BOARDS, including probable exotic payoffs!!! Go get 'em, kids!

NOTE: If you download more than one HAT file or Chart or whatever, you will usually not be prompted again for your username and password, but the transaction IS recorded and your account IS charged.

AVERAGE DAILY VARIANT

I regularly receive missives about our use of 17 as an Average Daily Variant. I'm told that at so-and-so track the average variant is 12 or 15 or 19 or whatever. While these assertions are undoubtedly sincere, the persons making them have forgotten their basic lessons in mathematics. They fail to grasp the concept of relativity. The fact is that ANY average variant between 10 and 20 will produce an identical result. Under 10 or over 20 1st and 2nd rankings remain the same but 3rd and 4th rankings are reversed. Haggling over average daily variant is an exercise in futile nit picking.

On Pace Launcher's 3 year best entry screen you will see a notation at the bottom of the screen that says: (3) DAILY VARIANTS. Enter any number from 11 through 19 and you will get precisely the same Readout Results as you would by using our standard 17.

Here are a few examples:

DRF - SR	AVE VAR	VARIANT	NET ADJ.	RESULT
108 = 100				
110 = 80	21	12	-9	71
	19	12	-7	73
	17	12	-5	75
	15	12	-3	78
	12	12	0	80
111:2 = 73	21	12	-9	64
	19	12	-7	66
	17	12	-5	68
	15	12	-3	70
	12	12	0	73
So-called				
Norm Times	21	12	-9	71
107 = 100	19	12	-7	73
109 = 80	17	12	-5	75
	15	12	-3	78
	12	12	0	80
112:2 = 73	21	12	-9	64
	19	12	-7	66

And so on. Whether the adjustment is Plus or Minus.

For those who truly want to win, I suggest that you adhere to the directions prescribed for winning and stop worrying about numerical formulae. Every race in this issue was won by doing only that.

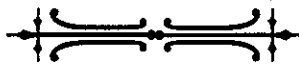
I'm constantly amazed by clients who get caught up in worrying and asking questions about things like 1.1, 1.2, 1.3 Tracks and Match ups, the number of feet in a length, delineations between plus, 0, plus within an 0, Par Gaps, Line Scores and other esoterica.

When I receive questions about these and other conceptual data, I always say: "If you don't understand it, ignore it. If I explain again, so that you DO understand it, will it help you win even one more race?" Such a response does not endear me to those doing the asking.

I will repeat what I've been writing in every Follow Up since #58.

Our latest advanced programs have been designed and formulated so that you no longer have to worry about the esoterica that has confused many persons in the past. JUST FOLLOW DIRECTIONS AND WIN!

If you're still not convinced after digesting this issue, there is little I can do to help you.



Don't miss this one...

This year's only Sartin Seminar – Nov. 7, 8, 9, 1997 – Riviera Hotel in Las Vegas

TOM AINSLIE • JIM "The Hat" BRADSHAW • DOC & SHANE SARTIN

DENNIS MIKKELSON • VIC PALERMO

“Winning Money at the Races”

& THE BREEDER'S CUP

Introducing SYNTHESIS!

Space is limited! Call to reserve your spot - 909-845-5907

Only \$275 for Sartin clients - special client couple rates , too.

If you didn't get a flyer, call and leave a message - we'll send you one.



+, 0, (+), and MATCH UP Questionnaire

Name of Horse _____

- 1) It can only win when it can go wire-to-wire against slower, 3rd Fractions

☐ Y ☐ N

Time of the 3rd fraction by which it can be beaten? _____

- 2) It can only win when it gets the lead by the second call

☐ Y ☐ N

- 3) It is a 1 move horse that only does well when gaining in the stretch

☐ Y ☐ N

- 4) In a GOOD + or (+) race it does not run 3rd fraction at

TODAY's DISTANCE and SURFACE faster than _____

- 5) When coming from a + or (+) race it does not run 3rd fractions faster than _____

- 6) Ergo, it always fails when running against competitors who run 3rd fractions faster than _____

- 7) Avoid betting a contender to win unless it faces a match up in which the 2nd call projects as no faster than (number you fill in) _____

- 8) Based on its ESP and proven Closing Fraction ability, the 3rd Fraction of its nearest competitor must be slower than _____

**Use numbers that you filled in above
to determine any "Early" horse's chances today.**

The Importance of Current 3 Year Best

I get some strange letters. One came from a person who thinks being a few "ticks" off on 3 year best times can't make that much difference. Another states that "If you expect me to keep track of current 3 Year Best Times, you better print them in the Follow Up. I download from BRIS, they don't have 3 year best times and I haven't bought a Racing Form in over two years."

I replied that I didn't expect anything from him that he didn't expect from himself.

Here is a recent example of what happens when you don't have current 3 year best times in Pace Launcher:

(1) Race as viewed from Del Mar's OLD 3 Year Best Times:

EQUALIZED LINES													DMR 8-24-97 5 8			
#	NAME	L	DIST	S	1stC	2ndC	3rdC	FnlC	BL1	BL2	BLS	BLF	SR	TV	ADJ	
1	EARLY	2	8.0	T	22.2	47.0	110.1	135.4	4.50	2.75	0.50	0.00	91	12	-7.0	
2	STEEL	2	8.0	T	22.4	45.3	109.3	134.0	5.25	3.75	3.00	6.50	93	15	-6.5	
3	FLAMI	1	8.0	T	23.2	47.2	111.2	136.3	9.50	7.00	2.00	0.00	87	13	-1.5	
4	PLAY	2	8.0	T	23.4	47.2	111.0	135.2	9.50	6.50	3.75	3.00	90	12	-4.0	
5	GO	2	8.0	T	23.0	46.4	111.0	134.4	3.25	1.50	0.00	0.00	96	18	-8.0	
6	ZIPPE	2	8.0	T	23.0	47.0	111.3	136.0	6.00	1.00	1.50	2.50	87	10	-2.0	
7	BATOI	4	8.0	T	22.3	45.4	109.4	134.1	3.50	0.50	0.50	0.50	98	8-12.0		
8	INDIA	3	8.0	T	22.3	45.4	109.4	134.1	2.50	0.13	0.00	0.00	99	8-12.0		

*WITH
INCORRECT
TIMES*

ADJUSTED			
	BOTTOM	BETTING	
	LINE	LINE	
	LS	ODDS	
1	GO	14.5	2-1
2	PLAY	14.0	2-1
3	FLAMI	12.8	7-2
4	STEEL	10.5	9-2
5	ZIPPE	10.0	9-2
6	INDIA	9.0	5-1
7	BATOI	5.0	9-1
X8	EARLY	4.0	10-1 W 24 ⁴⁰

(2) Same race as viewed from CURRENT times:

WIN ODDS ONLY				
ATM				
	BOTTOM	BETTING		
	LINE	LINE		
	LS	ODDS	BAL	
1 PLAY	16.3	3-1	6	
X2 EARLY	16.0	3-1	10	W 24 ⁴⁰
3 FLAM	15.1	7-2	11	
4 GO	14.5	7-2	6	
5 ZIPP	11.0	5-1	11	
6 BAT4	10.5	5-1	10	
7 INDI3	10.3	5-1	14	
8 STEEL	10.3	5-1	7	
9 INDIA	1.0	20-1	15	

FIFTH RACE
Del Mar
AUGUST 24, 1997

1 MILE. (Turf)(1:34) 7th Running of THE RELAUNCH HANDICAP. Purse \$75,000 Added (plus up to \$15,000 to Cal-breds.) 3-year-olds. \$25 to nominate. For horses not nominated there will be a supplementary nomination fee of \$250 each due by Wednesday, August 28. \$100 additional to start with \$75,000 added of which \$15,000 to second; \$3,000 to third; \$4,500 to fourth and \$1,500 to fifth. Weights Thursday, August 21. High weights preferred. Starters to be named through the entry box by the closing time of entries. Closed Monday, August 18, with 16 nominations.

Value of Race: \$77,200 Winner \$46,300; second \$15,000; third \$3,000; fourth \$5,400; fifth \$1,500. Mutuel Pool \$528,727.00 Exacta Pool \$365,306.00 Trifecta Pool \$345,116.00 Quinella Pool \$68,794.00

Last Raced	Horse	M/E	Q	L	A	Wt	PP	St	1/4	1/2	3/4	Str	Fin	Jockey	Odds	\$1
23Jly97 5Dmr6	Early Colony	B	3	115	1	4	71	81	6 1/2	42 1/2	1 1/2	Almeida G F			11.20	
14Aug97 7Dmr2	Zippercup	LB	3	117	7	7	6 1/2	71	81	5 1/2	2nd	Desormeaux K J			4.30	
10Aug97 8Dmr5	Steel Ruhl	Bb	3	114	2	3	1 1/2	1 1/2	1st	1st	3 1/2	Espinoza V			16.70	
13Aug97 7Dmr4	Indiahoma	Bb	3	115	9	8	3 1/2	2nd	3 1/2	21	42	Garcia J A			8.80	
2Aug97 5Dmr1	Go	LBb	3	116	6	1	21	31 1/2	2nd	3rd	54	Delahoussaye E			2.80	
6May97 Stc1	Sir Ken-FR	LB	3	116	3	9	8nd	61	4nd	72	6 1/2	Bravo J			6.90	
13Aug97 7Dmr1	Batoile	LB	3	118	8	6	5 1/2	4nd	7 1/2	6nd	7nd	Pincay L Jr			4.90	
6Aug97 4Dmr1	Flaming West	B	3	116	4	5	9	9	9	83	8	Solis A			7.60	
20Jly97 4AP6	Play Waki for Me	LBb	3	116	5	2	4nd	5 1/2	5 1/2	9	11	Douglas R R			10.10	

Play Waki for Me:Eased

OFF AT 4:01 Start Good. Won driving. Time: :23 1/2, :47 1/2, 1:11 1/2, 1:23 1/2, 1:35 1/2 Course firm.

\$2 Mutuel Prices:
 1-EARLY COLONY 24.40 10.00 6.80
 7-ZIPPERCUP 5.40 4.00
 2-STEEL RUHL 8.00
\$2 EXACTA 1-7 PAID \$163.20 \$1 TRIFECTA 1-7-2 PAID \$1,133.60 \$2
QUINELLA 1-7 PAID \$68.00

There's a \$24.40 winner down the drain just from carelessness. This again raises the question: Do all clients *truly* want to win?

3 year Best times are published daily before the PP'S for EVERY track contained in that day's Form. Also see Shane's On Line to write or call the DRF Customer Service. Make sure they give you THREE YEAR BEST, not RECORD TIMES as they mistakenly did one client.

We've developed a download program that completely eliminates the need for 3 Year Best Times, adjustment worries and distance equalization, but I certainly don't expect everyone to get it.

DOC SARTIN

Form Points

and Other Means of Quantifying Horses Without Regard for Today's Match Up

Consider this phrase in a client's letter to me: "I believe quantified ratings are going to be used in the near future." A very nice young man with the emphasis on young. Tom Ainslie should get a kick out of this since he knows even better than I, that in racing, what goes around comes around. The client letter reminds me of Matt Helm's slogan saying that "Breeding is handicapping's NEW Frontier." In fact it is the oldest, dating back to the time of Queen Ann of England. The second oldest frontier is the visual match up. Jim "The Hat" is absolutely correct when he claims the Match up is 'Back To Basics'. Way back. For that reason Jim and I were astounded when two reviewers of his book said that it was complex, weighty, not for everyone but only for advanced, serious "players."

Just after the turn of the last century in North America, QUANTIFYING horses, that is giving them a rating number, became popular. These ratings were assembled by various entrepreneurs and disseminated by wire and through the press. They're still popular today. The most popular being the Beyer Figures, followed by the vaunted "Sheets" of Len Ragozin and Jerry Brown's Thorograph.

Unfortunately the mass dissemination of Beyer Figures through the Daily Racing Form has resulted in isolating horses that will be the favorites and near favorites. Ragozin and Thorograph charge \$35 and \$25 respectively per day per track. To make use of these figures for a possible 14% return on investment (Ragozin) you'd have to bet a lot more just to pay for the information.

Following close behind these popular services are dozens of others, some with 900 numbers, all with a profitable following. Unfortunately, as far as I can discern, the *profit* is going to the vendors and NOT to their customers. The reason is simple: QUANTIFIED figures rate a HORSE AGAINST ITSELF without consideration for TODAY'S MATCH UP! In stakes races and even in some higher Allowance events, Quantifying can be marginally profitable because these kinds of horses, when owning the higher figures, can race well against virtually any match up. I emphasize "CAN." It's no sure thing. As proof of that take some of your Triple Crown, Breeders' Cup and other major stakes winners and follow their careers. How often do their actual performances live up to their QUANTIFIED Ratings? About 27% of the time on average.

Sartin Pace Numbers (SPN), Composite Rankings and Bottom Line figures are QUALITATIVE,

not Quantitative. They rate a horse (subject to the viability of your entry choice procedure) against THE MATCH UP of the competition in TODAY'S race. This is so you won't make the mistake of betting on a STRIKE THE GOLD, SHARP CAT or FREE HOUSE type horse in races where their established pace pattern will be beaten by a less famous contender with a LOWER Quantitative number. This happens almost daily. Certainly every weekend. To prove it for yourself, research all the failures of big name horses the public makes prohibitive favorites based on someone's Quantified Ratings. When clients suggest that we develop a program that rates horses with no regard for today's Matchup, I have to ask myself, does this person really want to win? Or does he want to see something that justifies a personal delusion, quirk or fixation?

As for FORM POINTS. You can make those by assigning a numerical value to ++ lines for win. + lines for being in the money or within 4.5 or so lengths and (+) lines for a qualifying NET SR.

You can also make a Form Point procedure that rewards a GOOD EARLY effort, MOVES WITHIN a line and CLOSING POWER. You might even make cute little class figures based on earnings or the level of the competition a horse has done well against. Sure, you can do all these things and more, but will they get you even ONE extra double-digit winner? Or, will you have to survive on horses paying winning mutuels of between five and seven dollars?

That's the way it works for those renowned "experts" who are probably doing this sort of thing better than you or I could. I know, I've tried it, abandoned it and enjoy *far more* profit for having done so.

Let's explore the subject using this simple code.

USING ALL 10 PP LINES

CODE

++ = 4

+ = 3

(+) = 2

Let's do that with a horse named STRATEGIST who won the race but was not in Beyer Top 4.

Strategist		B. g. 5	
Own: Mevorach Samuel		Sire: Pirate's Bounty (Hoist the Flag)	
214 23 24 28 .11 1997:412 45 .11		Dam: Forever Faithful (Bravest Roman)	
\$50,000		Br: Wygod Mr & Mrs Martin J (Cal)	
BARBER R (214 23 24 28 .11) 1997:412 45 .11		Tr: Lewis Craig A(31 3 6 4 .18) 97:(85 15 .18)	
11Jun97-1Hol fsl 7f	:223 :444 1:084 1:274 44 Clm 50000	94 5 3 34 34 2nd 21 Barber R5	LB 111 b 5.50 95-08
31May97-4Hol fsl 6f	:22 :441 1:091 1:154 44 Clm c-40000	78 2 5 54 44 54 56 Garcia JA	LB 116 b 11.90 81-15
Claimed from Chavez & Sandoval, Chavez Tony P Trainer			
17May97-6Hol fm 1 1/4 @ :23	:462 1:102 1:42 44 Clm 62500	77 2 2 2nd 63 99 919 Garcia JA	LB 116 b 18.50 76-18
Previously trained by Valenzuela Martin Jr			
19Mar97-4SA fsl 1	:231 :47 1:111 1:353 44 Clm 50000	97 4 1 14 1st 2nd 21 Delahoussaye E	LB 116 b 4.30 91-15
22Feb97-1SA fsl 6f	:23 :454 1:10 1:162 44 Clm c-32000	90 2 6 42 42 33 1st Delahoussaye E	LB 117 b 4.60 88-13
Claimed from Rocarek David & Kimberly, Machowsky Michael Trainer Previously trained by Hess R B			
10Jan97-7GG fsl 6f	:214 :442 :56 1:083 44 Alw 33000N3x	59 4 4 43 53 713 713 Kaenel J L	LB 119 b 5.20 82-09
29Dec96-6GG fsl 6f	:214 :44 :56 1:083 34 Alw 33000N3x	84 1 6 54 53 54 54 Meza R Q	LB 119 b 1.80 91-07
4Dec96-7Hol fsl 6f	:22 :443 :572 1:102 34 Clm c-40000	88 4 7 64 53 42 11 Delahoussaye E	LB 117 b 2.10 87-15
Claimed from Wygod Mr & Mrs Martin J, Hendricks Dan L Trainer			
24Aug96-7Dmr fsl 6f	:221 :45 :57 1:091 34 Clm 50000	74 2 8 43 62 85 89 Solis A	LB 117 b 6.50 83-09
23Jly96-7Dmr fsl 7f	:22 :442 1:083 1:21 34 Alw 53000N3x	63 3 7 54 52 610 610 McCarron C J	LB 117 b 7.40 79-10
Drifted out turn, steadied 1/4			

LINE # 1 = 3

2 = 2

3 = 0

4 = 3

5 = 4

6 = 0

7 = 3

8 = 4

9 = 0

10 = 0 TOTAL POINTS = 19 10 RACE AVE. = 19/10 = 1.9

Now let's look at COASTAL, tied for #2 Beyer, The 3rd favorite. SHOWED.

Coastal Star		B. p. 5	SSR = 91.5	
Own: First Run Stable		Sire: Star de Maskra (Maskra)		
\$50,000		Dam: Coastal Sunshine (Coastal)		
BLACK CA (H1 19 21 H .13) 1997:(367 35 .10)		Br: Northwest Farms (Ky)	L 116	
		Tr: Stein Roger M(27 3 2 4 .11) 97:(69 8 .12)		
14Jun97-4Hol fsl 1 $\frac{1}{4}$:233 :472 1:11 1:42 44 Clm 40000	95 7 2 21 21 21 $\frac{1}{2}$ 1 $\frac{1}{2}$	Hunter M T	LB 116 fb 2.60 79-23
21May97-2Hol fsl 1 $\frac{1}{4}$:241 :473 1:11 1:41 44 Clm c-32000	100 4 1 11 12 14 $\frac{1}{2}$ 13	Hunter M T	LB 116 b = 3.30 93-13
Claimed from Three Point Stable Inc, Marshall Robert W Trainer				
3May97-5Hol fsl 1 $\frac{1}{4}$:232 :462 1:10 1:42 44 Clm 25000	96 5 3 34 21 31 1 $\frac{1}{2}$	Hunter M T	LB 116 b 16.60 89-10
5Apr97-7GG fsl 1 $\frac{1}{4}$:23 :454 1:09 1:42 44 Clm 20000	85 4 1 11 1 $\frac{1}{2}$ 1 $\frac{1}{2}$ 2 $\frac{1}{2}$	Hunter M T	LB 117 b 6.30 90-12
22Mar97-6SA fsl 1 $\frac{1}{4}$:23 :462 1:11 1:43 44 Clm 25000	74 11 4 31 31 31 7 $\frac{1}{2}$	Nakatani C S	LB 116 b 10.10 76-14
17Feb97-9SA fsl 1 $\frac{1}{4}$:223 :463 1:11 1:41 44 Clm 25000	88 5 2 1 $\frac{1}{2}$ 1 $\frac{1}{2}$ 2 $\frac{1}{2}$ 5 $\frac{1}{2}$	Nakatani C S	LB 117 b 23.90 80-20
2Feb97-10SA fsl 1	:221 :452 1:10 1:36 44 Clm 32000	59 2 1 11 2 $\frac{1}{2}$ 7 $\frac{1}{2}$ 9 $\frac{1}{2}$	Solis A	LB 117 b 8.20 69-09
12Jan97-5SA wf 1	:222 :452 1:10 1:37 44 Clm c-25000	64 1 3 33 43 45 4 $\frac{1}{2}$	Flores D R	LB 116 fb 4.10 74-11
Claimed from Fogh Donald J, Spawr Bill Trainer				
14Dec96-7Hol gd 7 $\frac{1}{2}$ f	:223 :451 1:10 1:30 34 Clm c-16000	92 6 1 1 $\frac{1}{2}$ 1 $\frac{1}{2}$ 2 $\frac{1}{2}$ 1 $\frac{1}{2}$	Chaves H J5	LB 112 b . 4.50 83-18
Claimed from Rawson Richard & Yoshikawa Terry, Roberts Tom Trainer				
22Nov96-7GG my 1 $\frac{1}{4}$:231 :471 1:11 1:43 34 Clm 35000	33 1 3 21 54 515 535	Kaenel J L	LB 119 fb 9.50 51-24

LINE # 1 = 4

2 = 4

3 = 4

4 = 3

5 = 0

6 = 3

7 = 0

8 = 0

9 = 4

10 = 0 TOTAL POINTS = 22 AVE 22/10 = 2.2

The 2nd Favorite, REGAL ROWDY. #1 Beyer.

Regal Rowdy		B. p. 8	SSR = 88.5	
Own: Riden Arthur G & Larry G		Sire: Cezzene (Cera Tre)		
\$50,000		Dam: Selection (T. V. Lark)		
ARIAS JC (-) (-)		Br: Riden Arthur G & Larry G (Ky)	L 116	
		Tr: Riden Larry G(6 2 1 0 .33) 97:(20 3 .15)		
30Mar96-3SA fsl 1 $\frac{1}{4}$:471 1:11 1:35 1:48 44 San Brnadno H-G2	103 6 6 67 55 54 32	Blanc B	LB 115 4.80 89-19
29Feb96-8SA gd 1 $\frac{1}{4}$:47 1:12 1:37 2:01 44 S Marino H75k	114 4 4 42 31 14 14	McCarron C J	LB 116 2.10 87-22
Bumped rival, fanned 6 wide 1st turn				
1Feb96-7SA gd 1 $\frac{1}{4}$:481 1:12 1:37 1:49 44 The Bart H71k	103 2 2 43 54 34 32	Delahoussaye E	LB 116 4.10 82-20
23Dec95-9Hol sly 1 $\frac{1}{4}$:454 1:10 1:34 1:47 34 Native Divr H-G3	103 4 3 44 45 35 38	Delahoussaye E	LB 116 4.40 90-05
6Dec95-8Hol fsl 1 $\frac{1}{4}$:241 :472 1:12 1:42 34 Flying Contn H61k	103 4 2 21 2 $\frac{1}{2}$ 2 $\frac{1}{2}$ 1 $\frac{1}{2}$	Delahoussaye E	LB 116 4.20 91-14
12Nov95-7SA fsl 1 $\frac{1}{4}$:233 :472 1:11 1:42 34 Alw 60000 N3mY	99 4 1 21 32 22 41	Delahoussaye E	LB 116 b 11.00 83-17
11Oct95-3SA fsl 1	:241 :483 1:12 1:36 34 Alw 49000 N3x	97 2 1 11 11 11 12	Pincay L Jr	LB 117 b 4.10 87-21
24Apr95-8SA fsl 1 $\frac{1}{4}$:461 1:10 1:35 2:00 44 San Jacinto H102k	97 4 3 45 42 24 26	Pincay L Jr	LB 117 b 1.50 87-14
6Apr95-8SA fm 1	:224 :461 1:10 1:35 44 Alw 57000 N3x	93 2 9 91 97 95 32	Pincay L Jr	LB 117 b 4.30 87-11
8Mar95-8SA fsl 1 $\frac{1}{4}$:474 1:12 1:37 2:01 44 S Marino H79k	102 3 3 33 21 22 2 $\frac{1}{2}$	Pincay L Jr	LB 117 b 2.20 86-17

LINE # 1 = 3

2 = 4

3 = 3

4 = 3

5 = 4

6 = 3

7 = 4

8 = 3

9 = 3

10 = 3 TOTAL POINTS = 29 AVE. 10/29 = 2.9

Tied for #2 Beyer and the favorite at 1.7-1, NANCY'S FRENCH FRY - OUT OF THE MONEY.

Nancys French Fry

Own: Fritts Marie J & R E

\$50,000

MATOS J G (167 28 12 27 .17) 1997:(167 28 .17)

Re. p. 7

Sire: French Legionnaire (Grey Legion)

Dam: Nancy's Gray (Al Hattab)

Br: Ringler Nancy (Ky)

Tr: Cerin Vladimir (40 6 7 6 .15) 97:(118 16 .14)

SSR = 87

L 114⁵

8Jun97-3Hol fsl 1¹/₈ :23 :462 1:101 1:414 3+ Clm 62500

25May97-4Hol fsl 1¹/₈ :232 :463 1:103 1:432 4+ Clm 50000

Bumped, steadied on rail past 3 1/2 Placed first through disqualification.

23Jan97-3SA gd 1¹/₈ :231 :46 1:101 1:421 4+ Clm 62500

5Jan97-3SA my 1 :232 :47 1:113 1:373 4+ Clm 50000

20Dec96-8Hol fm 1¹/₈ :224 :46 1:101 1:412 3+ Clm 62500

23Nov96-8Hol gd 1¹/₈ :24 :474 1:111 1:414 3+ @FlyingControlH65k

12Jun96-1Hol fsl 1¹/₈ :233 :47 1:104 1:421 4+ Clm 40000

27May96-6Hol fm 1¹/₈ :471 1:112 1:361 1:542 4+ Clm 62500

30Mar96-5SA fsl 1¹/₈ :471 1:11 1:353 1:481 4+ SanBrnadnoH-G2

25Feb96-8SA gd 1¹/₈ :47 1:12 1:371 2:014 4+ @S Marino H75k

Fanned 5 wide early, 5 wide 1/4

100	3	31	11	2 1/2	3 1/2	Matos J G7	LB 109	7.30	90-10
94	4	4	31	3nk	3nk	Nakalani C S	LB 116	*1.80	84-14
92	1	4	49 1/2	44 1/2	42 1/2	Pincay L Jr	LB 117	*.70	88-17
95	3	6	62 1/2	41 1/2	2nd 2nd	Pincay L Jr	LB 117	*1.90	82-21
89	1	5	57	65	63 1/2	Garcia J A	LB 116	5.30	86-11
94	3	4	41 1/2	42 1/2	53 1/2	Desormeaux K J	LB 113	6.70	87-14
94	2	2	2 1/2	2nd	2nd 2nd	Antley C W	LB 116	*.80	90-13
83	1	2	2 1/2	2 1/2	3 1/2	Antley C W	LB 116	*1.70	92-09
99	3	3	42 1/2	3 1/2	43 1/2	Pedroza M A	LB 113	16.80	86-19
101	3	3	32	41	34 1/2	Antley C W	LB 116	*1.50	78-22

LINE # 1 = 3

2 = 3

3 = 3

4 = 3

5 = 3

6 = 2

7 = 3

8 = 2

9 = 2

10 = 3 TOTAL POINTS = 27 AVE. 27/10 = 2.7

And PUZAR, the Place horse

Puzar

Own: Plan B Stable

\$50,000

BLANCH (138 8 13 11 .06) 1997:(412 32 .06)

Re. p. 6

Sire: Herat (Northern Dancer)

Dam: Cloudy Day Sunny (Buckaroo)

Br: Paulson Allen E (Ky)

Tr: Abrams Barry (47 6 3 2 .13) 97:(147 19 .13)

SSR = 82.5

87.5

L 116

25May97-4Hol fsl 1¹/₈ :232 :463 1:103 1:432 4+ Clm 45000

21May97-2Hol fsl 1¹/₈ :241 :473 1:11 1:413 4+ Clm c-32000

Claimed from Paulson & Prestonwood Farm Inc, Jones Martin F Trainer

30Mar97-5SA fm 1¹/₈ :481 1:12 1:363 1:484 4+ Clm 62500

26Feb97-6SA fsl 1¹/₈ :23 :464 1:11 1:421 4+ Clm 62500

23Jan97-3SA gd 1¹/₈ :231 :46 1:101 1:421 4+ Clm 62500

7Dec96-6Hol fsl 7 1/8 :221 :45 1:10 1:293 3+ Clm 62500

10Nov96-8GG fsl 1 :223 :46 1:10 1:351 3+ Alw 35000nc

17Oct96-3SA fm 1 :233 :472 1:104 1:34 3+ Clm 100000

4Sep96-8Dmr fsl 6f :22 :444 :563 1:09 3+ @Crazy Kid H65k

Previously trained by Jones Gary

18Jun95-11Hol gd 1¹/₈ :24 :48 1:113 1:412 4+ Alw 60000N\$my

X	89	6	6	611	67 1/2	44 1/2	Blanc B	LB 112	4.60	81-14			
	84	6	3	31 1/2	43	57 1/2	Matos J G7	LB 109	2.30	84-13			
Lin F Trainer	M	X	97	6	3	53 1/2	76	101 1/2	Stevens G L	LB 116	6.30	-- 14	
			97	6	6	75 1/2	65	43	23	McCarron C J	LB 119	4.60	89-13
55k	X	98	3	2	27	32	2nd 1 1/2	McCarron C J	LB 116	4.00	92-17		
			84	1	4	31 1/2	31	34	3 1/2	McCarron C J	LB 117	14.20	84-12
			82	6	7	74 1/2	55 1/2	47 1/2	49 1/2	Lopez A D	LB 117 b	3.00	84-12
			87	4	3	43 1/2	43 1/2	42	45	Valenzuela P A	LB 117 b	10.90	92-03
			36	6	1	3nk	6 1/2	6 1/2	6 1/2	Valenzuela P A	LB 114 b	24.60	68-10

LINE #

1 = 2

2 = 2 (could be a 3 - subject to personal evaluation)

3 = 0

4 = 3

5 = 4

6 = 3

7 = 0

8 = 0

9 = 2

10 = 0 TOTAL POINTS = 16 AVE. 16/10 = 1.6

THE RACE RESULTS:

4414—FIRST RACE. 1 1/16 Miles. Purse \$43,000. 4-year-olds and up.
Claiming price \$50,000-48,000.

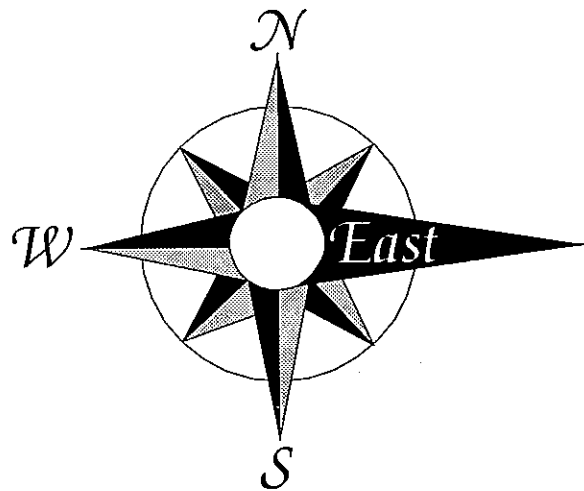
Index	Horse and Jockey	Wt.	PP	ST	1/4	1/2	3/4	Str.	Fin.	To \$!
4304	Strategist, R Barber	111	5	4	2 nd	2 1/4	1 1/2	15	15	6.90
4193	Puzar, B Blanc	116	7	6	8	8	8	3 1/4	23	10.70
4331	Coastal Star, C Black	116	6	2	1 1/2	1 1/4	2 2/3	2 2/3	3 rd	5.90
4288	Nancy's French Fry, J Matos	114	8	5	4 1/2	5 1/2	5 th	5 th	4 th	1.70
8820	Regal Rowdy, C Arles	116	2	1	6 1/2	7 1/4	7 th	7 1/4	5 1/2	2.90
4282	Awesome Daze, L Pincay Jr	117	4	7	5 th	6 1/2	4 th	4 1/2	6 1/2	6.50
4079	Ninety Seven Too, J Scott	116	1	3	3 1/2	3 1/2	3 1/2	6 1/2	7 1/2	22.70
4331	Green Treasure, R Douglas	116	3	8	7 1/2	4 1/2	6 2/3	8	8	27.30
No Scratches.										
Claimed --- Awesome Daze-David Mich-Darrell Vienna.										
5—STRATEGIST					15.80		9.00		6.40	
7—PUZAR					11.80		7.40			
6—COASTAL STAR					4.60					
Off: 1:01 Time: :23.2:46 1:09 2/5, 1:34 4/5, 1:41 2/5, Track: Clear & Fast. Winner-b g 5										
Plate's Bounty-Forever Faithful Tr-Craig A Lewis Own-Samuel Mevorach. Mutuel Pool										
\$234,360. Exacta Pool \$155,683. Quinella Pool \$25,710. Trifecta Pool \$137,522.										
\$2 EXACTA (5-7) PAID \$146.40					\$2 QUINELLA (5-7) PAID \$86.20					
\$1 TRIFECTA (5-7-6) PAID \$367.10										

The two horses with the LEAST "Form Points" won and placed. As we might expect, one of the HIGHER Form Point horses SHOWED. The win mutuel was \$15.80. The place horse paid \$11.80. The Exacta paid a handsome \$146.40. The Trifecta with the #3 F.P. horse paid \$367.10. That THIRD highest Form Point horse paid \$4.60 to show. #1 and #2 were out of the money.

This is not a rare example. Test it for yourself. If you want OVERLAYS you can't rely on top Form Point or otherwise QUANTIFIED rated contenders. Let's apply some reasonable sense here: Top rated horses are easy to spot with any popular QUANTITATIVE measurement. As a result they become favorites and near favorites. Mainstream procedures are good at that. To get favorites, one really doesn't need to apply Form Points, Class Ratings or ANY OTHER QUANTITATIVE procedure that is comprehensible to the public.

Regardless of how well formulated, Form Points and other means of QUANTIFYING horses will merely isolate the horses that should win and that often DO win the LOWER paying events. They WON'T get you the better paying winners or, especially those high place prices we see so often when favorites dominate the Winner's circle.

Let's focus on GETTING the Overlays. They WON'T come from QUANTITATIVE RATINGS because they're NOT based on TODAY'S MATCH UP. The higher mutuels do come regularly from Pace Launcher's COMPOSITE RATINGS, SPN and Bottom Line/Betting Line which are based solely on the MATCH UP!



Eastward Bound with Pace Launcher

To us in California, anywhere beyond Blythe is EAST. With the help of several clients, we go east in this issue for some races that paid both modestly and well and were won with the help of Pace Launcher. I'll also show some "Eastern" races where the winners are made even more clear through some of the additional readouts from what was once to be called PL5Q, a program that has now evolved into SYNTHESIS. Many of you have inquired about it wanting to know WHEN. We'll send out notices soon with this caveat: I don't recommend it for persons betting LESS than \$20 a race. You'll do just fine with Pace Launcher 4. SYNTHESIS is for those who seek more profit than \$90 a day, a sum quite attainable betting only \$20 a race. I have Guy Wadsworth's records as proof of that.

Since I actually handicapped and bet only a few of the following races, the ones simulcast in California, I cannot honestly comment on how I would have wagered. I get weary of persons who tell us 'how to' when they didn't actually do it themselves except on paper. It is quite different when you're actually there and have to make wagering decisions. The clients who sent these races were there and did bet. Therefore, I'll just let their results speak for themselves.

First, to Louisiana Downs and Kimbrough Clyburn Jones, better known as K.C. Here's his accompanying letter:

KIMBROUGH CLYBURN JONES

DATE: August 26, 1997
TO: Howard Sartin
FROM: K. C. Jones
RE: New Issue of Follow-Up
Sartin Speed Numbers

Just a quick note to let you know that the last issue that I received of the Follow-Up is probably the best that I've seen you write. The chart to do the speed adjustment is absolutely great! I cannot wait until I get my hands on Pace Launcher 5Q.


I ran a few races through from Louisiana Downs on August 24th and August 25th. Enclosed please find race results, the computer print-outs and the down-loaded races that I used on the 25th. I played nine (9) exactas at a cost of \$216.00, boxing four (4) horses at a time. I'm not brave, like you. I hit five (5) exactas for a total of \$490.00. My total profit would be \$274.00; pretty good for nine races for small time wagering.

I also began setting up models for Louisiana Downs (for win and place). I would especially like you to look at the Vector Graphs. Six out of Nine winners were in the top two. Seven out of Nine were in the top three. Six straight winners at the number one position on the Vector Graph. Hope this holds until this weekend as my wife and I are going to the track. If it does, there is some serious money to be made at Louisiana Downs; you made this very simple.

Anyway, here are the results the way I did it. If you see anything that I've missed, please let me know. I am sending you a pre-paid overnight letter return envelope. Please use it!

One last question, have you ever had the Cajun smoked turkey leg at Louisiana Downs? It's probably the best on the face of the earth along with a big, tall, good Southern Comfort and Coke (or 7-up, whichever you like).

Your Friend,


K. C. Jones
Enclosures

The top to bottom order of horses on the Vector Graph is NOT a ranking, per se, but a measure of each contender's ability to overcome. Yet, K.C. has found a corollary that works and he'll stick with it until it stops working.

In view of all the long shots shown in Follow Up #64, I wanted to publish some races where the winners were in the \$8-9 range. With so many tracks yielding a bevy of LOW mutuels, I'll now accept \$7 as my minimum. K.C. Jones obliges with a day at LA. DOWNS demonstrating the fact that on days when lower priced winners prevail, you can still get winners in the \$8+ range. His triumph in the 9th race where he landed a \$64 winner is a tribute to his ability to go beyond the top 3 numerical choices; in this case beyond 4 to #5. His decision was based on his faith in the VECTOR graph on which the winner was #3.

Incidentally, I've never had Cajun Smoked Turkey, but during WW2 Southern Comfort was often the only booze easily available. Of course, I was too young to drink but had an uncle who spiked my 7-Up.

2

Louisiana Downs

About 1 1/2 MILES. (Turf). (1:40) ALLOWANCE. Purse \$19,000. 3-year-olds and upward which have not won two races other than maiden, claiming or starter. Weights: 3-year-olds, 116 lbs. Older, 122 lbs. Non-winners of \$3,500 at a mile or over since May 24, allowed 3 lbs. \$8,500 at a mile or over since April 24, 5 lbs.



1 El Chalan

Own: Ross Bawayne

GUILLORY D (198 26 32 21 14) 1997: (565 62 11)

11Aug97-1LaD fsl 1 1/4 @ :231 :463 1:104 1:444 31 Alw 2000N4L
2Aug97-8LaD fm 1 1/4 @ :241 :484 1:131 1:43 31 Alw 1900N2x
20Jly97-8LaD fsl 1 1/4 @ :243 :49 1:132 1:442 31 Alw 1600N1x

Stumbled start, outside bid, clear late

5Jly97-7LaD fm 7/8 @ :223 :463 1:119 1:304 31 Alw 1900N3L
26Jun97-SLS gd 7/8 @ :223 :463 1:103 1:231 31 GCIm 1000N2L

Bothered after start, clear, firm handling. Previously trained by Dickey Charles L

22May97-2CD fsl 1 @ :231 :463 1:121 1:307 31 Clm 1750N2L
8May97-2CD fsl 1 1/4 @ :243 :492 1:144 1:472 31 Clm 1750N2L

Sluggish start, drifted in, tired. Previously trained by Ezekiel Marshall Jr

11Aug97-20P fsl 1 @ :222 :46 1:124 1:403 31 Clm 1500N2L
21Mar97-20P fsl 1 @ :224 :451 :574 1:101 41 Alw 2500N1x
28Feb97-20P fsl 1 @ :224 :463 1:124 1:403 41 Alw 2500N2L

WORKOUTS: Jun6 LS of fsl :404 M 10/11

Gr/s p. 4

Sire: Soft and Sly (On the Sly)

Dam: Anna Gold (Gold Stage)

Br: Robeson H R (Tex)

Tr: Norman Cole (47 9 6 12 19) 97: (163 28 17)

77 3 5 64 4 36 Meche D J
78 6 5 54 53 35 Meche D J
76 5 3 32 3 14 Meche D J

73 9 6 63 77 62 42 Meche D J
79 16 8 34 11 14 15 St Julien M

65 1 3 64 73 912 811 Woods C R Jr
62 3 6 54 73 712 712 Court J K

53 8 8 81 47 55 36 Court J K
66 6 4 54 44 73 69 Howard D L

70 3 2 2 1 14 24 32 Howard D L

16 85.5

Lifetime Record: 27 3 3 5 \$41,336

1997 12 2 1 4 \$27,020 Turf 5 0 1 2 \$6,950
1996 15 1 2 1 \$14,316 Wet 4 0 0 2 \$3,400
LaD @ 5 0 1 2 \$6,950 Dist @ 2 0 0 1 \$2,090

L 122 00-21 Premier Mark 1133 Paris Jet 1223 El Chalan 1173 Broke slowly 6
L 119 b 10.00 09-09 *Special Moments 1223 Norboat 1142 El Chalan 1194 4-wide 2nd turn 7
L 116 b 7.50 06-10 El Chalan 1162 Nippa Way 1193 Val De Jano 1144 8

L 119 b 10.40 08-08 Roylty Cse 1151 Astros To Go 1164 Wing Commander 1191 Carried 5-wide 1/4 10
L 122 b 1.20 -- -- El Chalan 1225 He Anit No Cigar 1163 Haute Time 1184 14

L 120 b 26.60 70-19 Rebecca's Storm 1203 Great Siege 1204 Sews Mello Fello 1205 Inside, tired 11
L 120 b 5.90 61-22 Summer Shower 1083 Sun Magic 1133 Great Siege 1202 9

L 118 b 2.50 70-24 Sun Gunner 1134 Chocolate Bar 1126 El Chalan 1184 Wide trip 11
L 116 b 10.20 00-16 Blues Dancer 1163 Kracker Jack 1111 Houston Moon 1162 3-wide 7
L 111 b 9.20 74-32 Wolf Em Up 1151 Paradise Mountain 1133 El Chalan 1111 Stubbornly 8

2 Hagor

Own: Ross Shannon D

SIMINGTON D E (179 23 22 16 13) 1997: (582 54 88)

9Aug97-8LaD fsl 1 1/4 @ :241 :482 1:132 1:444 31 Alw 1600N1x
25Jly97-8LaD fm 1 1/4 @ :243 :484 1:132 1:374 31 Alw 1600N2L

11Jly97-7LaD fsl 1 @ :223 :464 :581 1:104 31 Clm 1500N2L
17Aug97-SLS fsl 1 @ :224 :463 :582 1:104 31 Clm 2100N2L

15Mar97-10P fsl 1 @ :22 :454 :581 1:11 41 Clm 2000N2L
2Feb97-10P fsl 1 @ :224 :463 1:124 1:403 41 Alw 2500N2L

3Feb97-10P gd 1 @ :222 :464 :593 1:121 41 Alw 2500N1x
28Oct96-7LaD fsl 1 @ :221 :45 :57 1:102 31 Alw 1000N1x

28Sep96-8LaD fsl 1 @ :224 :462 1:112 1:381 31 Alw 1200N2L
13Sep96-8LaD fsl 1 @ :232 :462 1:111 1:374 31 Alw 1200N2L

WORKOUTS: Jun22 LaD fsl 1:112 M 14

B. g. 4

Sire: Maerum (Mr. Prospector)

Dam: Mature Comic (Doonesbury)

Br: Jones Brereton C (Ky)

Tr: PeReiter Steve (17 2 7 1 12) 97: (45 2 04)

83 1 3 21 21 12 19 Simington D E
69 6 3 21 22 23 21 Simington D E

62 8 9 64 53 45 26 Simington D E
55 9 10 94 88 118 77 Trosclair A J

65 5 8 93 97 718 47 Simington D E
47 5 4 64 58 713 713 Simington D E

60 3 7 79 79 713 713 Simington D E
63 8 10 1119 1210 94 59 Simington D E

65 5 6 53 52 58 510 Simington D E
70 9 7 64 512 423 31 Simington D E

80

Lifetime Record: 18 2 3 3 \$28,400

1997 7 1 2 0 \$15,140 Turf 1 0 1 0 \$3,200
1996 11 1 1 3 \$13,260 Wet 4 1 0 0 \$9,960
LaD @ 1 0 1 0 \$3,200 Dist @ 0 0 0 0

L 114 3.10 75-28 Hagor 1144 Tugwell 1122 Call Blushing 1131 Driving 8
L 114 18.20 00-15 Nobles Trouble 1133 Hagor 1144 Wonderful Luck 1171 Off inside 7

L 119 7.00 05-13 Dee Con 1155 Hagor 1193 Blacktop 1144 4-wide, up for 2nd 11
L 118 14.60 -- -- Double Fortune 1184 Heavens Throne 1163 Hylucky Gato 1181 5-wide turn 12

L 116 28.00 79-15 Devilishydebonair 1201 Turkish Tiger 1163 Mainframe 1202 Stride late 9
L 110 30.50 61-32 Wolf Em Up 1151 Paradise Mountain 1133 El Chalan 1111 Faded 8

L 116 28.60 69-23 Norboat 1167 Meritage 1162 Moro Biero 1161 Never close 7
L 119 9.80 83-13 Aficionado 1135 Big Fuzzy 1137 Blushing Star 1161 Stride late 12

L 115 2.00 74-21 Dickey Rickey 1134 Navy Protocol 1144 Wrecker 1154 Five-wide 1/4 10
L 118 8.80 06-15 Hello Houston 1154 Lyphard's Hot Shot 1154 Hagor 1181 5-wide 1/4, missed 10

3 El Zorro Dorado (Ire)

Own: Palmer Edwin M

MELANCON K L (158 12 22 22 88) 1997: (631 91 14)

1Aug97-7LaD fm 7/8 @ :232 :464 1:111 1:302 31 Alw 1900N3L
20Jly97-8LaD fm 1 1/4 @ :234 :474 1:121 1:423 31 Alw 1900N2x

5Jly97-7LaD fm 7/8 @ :233 :463 1:113 1:304 31 Alw 1900N3L
6Mar97-7F6 gd 5/8 @ :222 :47 :593 1:061 41 Alw 3050N3L

15Feb97-7F6 fsl 1 @ :222 :47 1:124 1:38 41 Alw 3000N2x

Previously trained by Amos Thomas

4Feb95-7F6 fm 5/8 @ :214 :462 :582 1:044 41 Clm 2500
12Jan95-9F6 fm 7/8 @ :243 :481 1:123 1:31 41 Clm 3500

Previously trained by Tommy Slack

15Oct94 Curragh (Ire) sf 1 @ Str 1:44 34 Glengarriff Handicap
Hcp 15900

24Sep94 Listowel (Ire) yl 1 @ LH 1:433 31 Kaliber Handicap
Hcp 15700

22Aug94 Tralee (Ire) yl 7 @ LH 1:323 31 Irish Natl Bookmakers Assn Hcp
Hcp 11500

WORKOUTS: Aug1 LaD fsl :38 N 7/9 Jun20 LaD fsl 1:01 N 8/21 Jun21 LaD fsl :35 N 1/5

B. g. 7

Sire: Tate Gallery

Dam: Tough Lady (Bay Express) (Ire)

Br: Stack Tommy (Ire)

Tr: Trosclair Jeff (18 2 5 1 11) 97: (80 5 00)

75 3 2 42 31 21 43 Melancon K L
64 5 1 12 14 32 511 Melancon K L

59 7 1 23 21 514 791 Patin J W Jr
67 5 4 54 54 88 871 St Julien M

16 4 2 23 715 717 713 St Julien M

79 1 6 23 34 44 42 Perrodin E J
77 11 9 74 62 14 74 Perrodin E J

83 Craine S
35 Craine S

11 Craine S

82.5

Lifetime Record: 27 2 2 2 \$30,367

1997 5 0 0 0 \$1,710 Turf 26 2 2 2 \$30,367
1995 2 0 0 0 \$990 Wet 0 0 0 0
LaD @ 3 0 0 0 \$1,710 Dist @ 1 0 0 0 \$570

L 116 f 20.50 04-13 Rowdy Be Good 1161 High Beam 1121 Watkins Glen 1164 Bid, weakened 9
L 114 f 24.50 05-07 Chevy Chase 1161 Mean Panchito 1161 Quite Good 1167 Pace, faltered 1/8 8

L 119 f 11.50 83-06 Roylty Cse 1151 Astros To Go 1164 Wng Cmdr 1191 Pressed, faltered late 10
L 117 13.70 80-13 Cosa Diavolo 1174 Best Go 1177 Ultimate Strike 1174 Weakened 11

L 117 f 17.80 48-19 Buck Strider 1177 Black Stars 1191 Dm Th Eric 1195 Stopped five furlongs 7

L 117 3.20 92-06 Blue Concord 1144 Bid Or Pss 1174 I'm An Old Fool 1142 Lacked needed rally 7
L 117 13.10 93-01 Green Stamp 1154 Dream Me Not 1153 Tyus 1151 Wide early 11

L 119 12.00 Icy Tundra 1194 Main Refrain 1074 Kilconnel 1171 16
Held up at rear, finished well without threatening

L 127 8.00 El Caid 1154 The Bower 1053 El Zorro Dorado 1271 10
Held up towards rear, rallied 2f out, 3rd 1f out, no further response

L 131 10.00 El Zorro Dorado 1313 Alshou 1094 Never Told 1244 11
Rated in mid-pack, 4th 2f out, outside bid, led 150y out, going away

4 Norboat

Own: Baggett John & Patty

MECHE L J (210 38 23 35 18) 1997: (667 83 12)

11Aug97-1LaD fsl 1 1/4 @ :233 :463 1:104 1:444 31 Alw 2000N4L
2Aug97-4LaD fm 1 1/4 @ :241 :484 1:131 1:43 31 Alw 1900N2x

11Jly97-8LaD fm 1 1/4 @ :231 :464 1:112 1:361 31 Alw 1000N5
3Jly97-1LaD fm 1 @ :241 :481 1:121 1:37 31 Clm 2000

6Jun97-SLS fm 1 1/4 @ :47 1:111 1:354 1:482 31 Clm 2000
11May97-7LS fsl 1 @ :22 :45 :573 1:10 31 Alw 24720N2x

26Apr97-7LS fsl 1 @ :221 :452 :581 1:114 31 Alw 2400N2x
10Apr97-8OP fsl 1 1/4 @ :224 :464 1:114 1:41 41 Alw 2700N2x

28Mar97-7OP fsl 1 1/4 @ :223 :461 1:113 1:443 41 Alw 2700N2x
21Mar97-10OP fsl 1 @ :212 :45 :572 1:094 41 Alw 2700N2x

WORKOUTS: Jun28 LS fsl 1:01 N 15/43 May31 LS fsl 1:123 N 1/10

B. g. 5

Sire: Sauce Boat (Key to the Mint)

Dam: True Norther (Far North)

Br: Baggett John (Ky)

Tr: Norman Cole (47 9 6 12 19) 97: (163 28 17)

71 6 4 35 35 49 49 St Julien M
82 5 2 21 11 23 Gonzalez C V

75 5 2 21 11 21 Meche L J
81 6 2 21 2nd 21 31 Gonzalez C V

75 7 1 13 31 43 45 Meche L J
55 5 5 75 87 74 610 St Julien M

57 6 5 55 69 87 610 Gonzalez C V
59 8 1 13 31 810 815 Gonzalez C V

78 5 2 21 21 53 44 Gonzalez C V
78 4 8 66 66 56 571 Gonzalez C V

2 87.5

Lifetime Record: 27 3 2 3 \$40,834

1997 13 2 2 1 \$33,447 Turf 4 0 2 1 \$8,427
1996 7 1 0 2 \$7,000 Wet 4 0 0 0 \$387
LaD @ 3 0 2 1 \$7,275 Dist @ 1 0 1 0 \$3,800

L 114 5.10 76-21 Premier Mark 1133 Paris Jet 1223 El Chalan 1173 No threat 6
L 114 b 9.10 91-09 *Special Moments 1223 Norboat 1142 El Chalan 1194 Clear 3/16's, 2nd best 7

L 113 b 1.90 89-10 Dread Me Not 1161 Norboat 1134 Stunchs Grn Slim 1162 Led late, lasted 2nd 8
L 114 b 5.90 94-11 Hi Noon Papa 1144 Book Cover 1174 Norboat 1141 Pressed, brushed 1/8 9

L 116 b 14.20 -- -- Binary Light 1164 Lac La Meade 1162 Mambo 1161 Duels, weakened 10
L 116 b 13.70 -- -- Comic Ridge 1223 Quarrelsome Slew 1193 The Peach Man 1161 No menace 8

L 122 b 12.10 -- -- Black Balled 1181 Blues Dancer 1224 Comic Ridge 1223 No menace 9
L 111 b 14.90 72-11 Classic Banker 1163 Bayou Brass 1121 Duck Soup 1161 Pace, gave way 9

L 114 b 20.36 77-19 Busterblock 1163 Duke Arlington 1183 Classic Banker 1162 Bothered 1/8 10
L 119 b 5.50 85-16 Charlie Chan 1194 Our consolation 1112 Bush Won 1164 Evenly 10

ENERGY GENERATOR -- ATM

LAD 8-24-97 2 8.5 T

#	NAME	L	N	T	Total R	DEF	Hid R	Fx R	%Med	E/EP R	L/EP R	ESP
1	EL CH	2			161.50- 4	0.32	67.03- 1	66.78- 5	66.19	75.90- 3	76.37- 2	LAT
2	NORBO	2			161.82- 1		66.79- 3	66.80- 4	66.41	76.08- 2	76.33- 3	LAT
3	WOLF	2			161.53- 3	0.29	65.42- 5	67.07- 2	67.51	76.35- 1	75.50- 5	SUS
4	SCOUT	1			160.71- 5	1.11	66.23- 4	66.88- 3	66.89	75.87- 4	75.64- 4	LAT
5	SPACI	2			161.64- 2	0.18	66.92- 2	67.43- 1	65.65	75.76- 5	76.78- 1	LAT

5
5
6
8
6

HI/LO Difference = 1.11 Average = 161.44

Pace Launcher IV Composite -- ATM

LAD 8-24-97 2 8.5 T

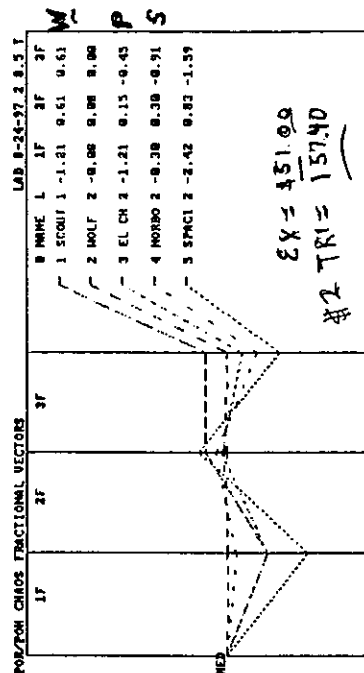
#	NAME	L	N	T	EPR	LPR	CPR	TT	HID	FW	FX	LS	RANK
1	EL CH	2			4	2	4	2	1	3	4	20	3
2	NORBO	2			3	3	3	1	2	2	3	17	1
3	WOLF	2			1	5	1	4	5	1	2	19	1
4	SCOUT	1			2	4	2	3	3	2	5	21	2
5	SPACI	2			5	1	5	5	4	3	1	24	4

P TR 1, 2, 3
S
W

VITAL FACTORS--ATH

LAD 8-24-97 2 8.5 T

#	NAME	L	TOTAL	SC R	E/DC	SCBL	3F R	SPN R
1	EL CH	2	161.50	53.22- 4(114.2)	99.94	3.50	54.60- 2(30.1)	92.42- 2
2	NORBO	2	161.82	53.79- 3(113.3)	100.09		54.36- 3(30.2)	95.92- 1
3	WOLF	2	161.53	54.95- 1(112.0)	98.38		52.48- 5(31.2)	90.17- 3
4	SCOUT	1	160.71	53.92- 2(113.2)	99.34	2.00	53.21- 4(31.0)	92.42- 2W
5	SPACI	2	161.64	53.05- 5(114.3)	99.21	5.25	55.53- 1(29.4)	86.67- 4
	HIGH		161.82	54.95 (112.0)	100.09		55.53 (29.4)	95.92
	LOW		160.71	53.05 (114.3)	98.38		52.48 (31.2)	86.67
	AVE		161.44	53.79 (113.3)	99.39		54.04 (30.3)	91.52



* = Wire to Wire

BOTTOM LINE -- BETTING LINE

LAD 8-24-97 2 8.5 T

WIN ODDS ONLY

RAW			ADJUSTED		
BOTTOM LINE	BETTING LINE		BOTTOM LINE	BETTING LINE	
LS	ODDS		LS	ODDS	
1 SPACI	24.0	EVEN	1 NORBO	17.8	EVEN S
2 SCOUT	17.0	3-2	2 SCOUT	15.0	2-1 4 W
3 NORBO	15.0	2-1	3 WOLF	14.5	2-1
4 EL CH	11.3	4-1	4 EL CH	14.5	2-1 P
5 WOLF	10.5	9-2	5 SPACI	11.0	4-1

BRI332 LAD017 08/24/97 14:44 08/24/97 14:44

LAD017 NUMBO

OFFS

2ND LAD OK AUGUST 24, 1997 OFF 1:30 TIME 1:46 2/5

CLEAR TRACK: GOOD

7 SCOUTSTER 122 GONZALEZ C V 9.00 5.20 3.40 L

1 EL CHALAN 122 GUILLORY D 6.20 3.80 L

4 NORBOAT 114 MECHE L J 3.40 L

The very first thing you should note is that K.C. follows my guideline directions and has been cured of Top Two-itis, if he ever had it to begin with.

This is amply demonstrated by his readout for the \$64 horse.

ENERGY GENERATOR -- ATH

LAD 8-24-97 9 8.5 T

#	NAME	L	N	T	Total R	DEF	Hid R	Fx R	%Med	E/EP R	L/EP R	ESP
1	SCORE	1			161.00- 4	3.60	65.47- 4	67.12- 2	67.41	76.14- 4	75.39- 3	SUS
2	OUR D	3			161.32- 2	3.28	64.93- 5	67.21- 1	67.86	76.39- 2	75.20- 4	S/P
3	BOLD	2			160.14- 5	4.46	65.54- 3	66.66- 3	67.80	75.98- 5	74.85- 5	S/P
4	HUMBL	1			164.60- 1		65.66- 2	66.31- 4	68.03	77.54- 1	76.18- 1	S/P
5	SARAH	1			161.31- 3	3.29	66.43- 1	66.29- 5	67.28	76.20- 3	75.59- 2	SUS

7
6
10
2
5

HI/LO Difference = 4.46 Average = 161.67

Pace Launcher IV Composite -- ATH

LAD 8-24-97 9 8.5 T

#	NAME	L	N	T	EPR	LPR	CPR	TT	HID	FW	PX	LS	RANK
1	SCORE	1			4	2	4	4	3	4	3	24	4
2	OUR D	3			2	3	2	5	5	3	2	22	3
3	BOLD	2			5	5	5	3	4	5	5	32	5
4	HUMBL	1			1	4	1	2	2	1	1	12	1
5	SARAH	1			3	1	3	1	1	2	4	15	2

VITAL FACTORS--ATH

LAD 8-24-97 9 8.5 T

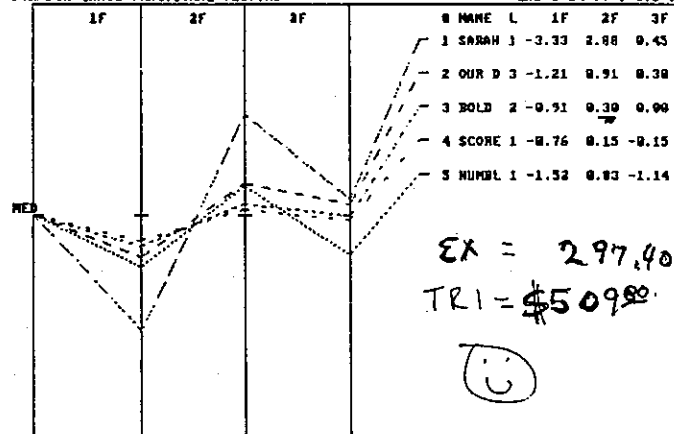
#	NAME	L	TOTAL	SC R	E/DC	SCBL	3F R	SPN R
1	SCORE	1	161.00	54.59- 4(112.3)	98.19	2.00	52.47- 3(31.2)	90.92- 3
2	OUR D	3	161.32	55.39- 2(111.2)	97.90	1.00	51.85- 4(31.4)	90.17- 4
3	BOLD	2	160.14	54.52- 5(112.3)	98.78	2.00	51.56- 5(32.0)	79.67- 5 W
4	HUMBL	1	164.60	56.19- 1(110.2)	99.41	2.25	52.62- 2(31.2)	97.42- 1 S
5	SARAH	1	161.31	54.67- 3(112.2)	100.96	1.50	52.79- 1(31.1)	95.17- 2 P

\$6840

HIGH	164.60	56.19	(110.2)	100.96	52.79	(31.1)	97.42
LOW	160.14	54.52	(112.3)	97.90	51.56	(32.0)	79.67
AVE	161.67	55.07	(112.0)	99.05	52.26	(31.3)	90.67

POB/POH CHAOS FRACTIONAL VECTORS

LAD 8-24-97 9 8.5 T



W Key X \$6840

He keeps meticulous records of both Win and Place. Note: 0 = left out of computer

WIN				RANK of BALANCE	
	SPN	BOTTOM.L	FX		
1	4	4	2	3	
1	1	1	1	2	
2	3	2	3	4	
2	0	0	0	0	Left out
1	3	4	2	2	
1	0	0	0	0	Left out
1	1	1	1	2	
1	1	2	2	2	
1	3	2	2	2	
1	1	1	3	1	
Top 2	4/8	6/8	6/8	5	
Top 3	6/8	6/8	7/8		
Top 4	8/8	8/8	8/8		

PLACE						
DATE	DISTANCE	SURFACE	FINISH	FA	BALANCE	CPR
8/24/97	6	D	2	0	0	0
8/24/97	5	T	2	0	0	0
8/24/97	8.3	D	2	4	3	5
8/24/97	8.5	T	2	5	2	3
8/24/97	6	D	2	2	2	3
8/24/97	8.5	T	2	5	1	4
8/24/97	6	D	2	2	1	1
8/24/97	6.5	D	2	1	3	3
8/24/97	7	D	2	0	0	0
Top 2			3/6	4/6	1/6	
Top 3			3/6	6/6	4/6	
Top 4			4/6	6/6	5/6	

For Win we see that Top 3 Balance and Factor X dominate. CPR is best in the Top 2. This pleases me because he's the first one outside this office who is tracking Balance.

He keeps his Composite and SPN records separate since he uses them as his primary corollaries. The current ace up his sleeve is the VECTOR GRAPH as his Long Shot detector on which the \$64 horse appeared 3rd.

Please keep in mind that these are his records, *not yours*. Don't go off half-cocked and try using his stats for races at YOUR track(s). What I'm emphasizing here is that these are *his* figures based on *his* handicapping in only a few races. K.C. looked for and found a corollary that allowed him to go deeper than the top 2, or even deeper with his \$64 winner. This is the reason for my stressing that you find one or more corollary readouts to help you make **decisions**. Just be sure they are your corollaries from your readouts and not someone else's.

Those mainstream pundits who would criticize me for not supplying a single figure on

which to base decisions, fail to comprehend the fact that most people will not make optimal wagers without data that supports a prime factor. They say that they make huge bets without corollary data. This may be true for them but I've yet to meet a client who will duplicate their philosophy and win. I've met a few who duplicate their philosophy, but they don't win.

Going to Canada's Alberta Province may not seem very "East" to New Yorkers. Yet going there with Dean Millward gives us the opportunity to visit a bullring, obscure to many, and see the financial rewards that can be reaped in an area where there is less public information offered to race goers who lack the sophistication of those in the Big Apple and southern California.

Dean can also wager at southern California and other major tracks via satellite. He sometimes does so because they have separate pools that often pay more than the mutuels at the track. He still finds more profit at Hastings Park in Vancouver and little Northlands, located in the hinterlands. There may be those who will ask WHY Northlands, "I can't play it?" That's a shortsighted question. There are many clients who eschew small, local tracks and concentrate on the "big", high class tracks. I've often stated that this is less than wise. It won't stop anyone because the false notion that the outcome of races from "class tracks" are easier to predict is too deeply rooted.

Here is Dean's accompanying letter:

DEAR HOWARD:

THANK YOU SO MUCH!!!!!!

THIS NEXP JUST MAKE'S LIFE SO MUCH EASIER.

I INVESTED AT NORTHLAND'S ON SATURDAY AND SUNDAY. I BOXED THE TOP

3 ON THE BETTING LINE AS PRESCRIBED BY YOURSELF. OUT OF SIXTEEN RACE'S I WON
10 OF THE EXACTOR'S AND OR QUINELLA'S

I REALLY LIKED ENTERING THE OLD WAY BY HAND, IT SEEMED DIFFERENT BUT GOT
I REAL GOOD FEEL OF THE RACE.

I USED ALOT OF STAMPEDE PARK LINE'S AS IT IS ON THE SAME CIRCUIT AS
NORTHLAND'S WITH NO ADJUSTMENT'S.

I ENCLOSED A WINNING COPY OF MY LAST WIN 3 BET. IT PAID OVER \$ 500.00
FOR AN INVESTMENT OF \$ 36.00

THANK'S AGAIN FOR YOUR KINDNESS!!!!!!

UNTIL NEXT TIME

D.C. MILLWARD .

P.E. Millward

Many Northlands races only have small fields. Dean got double digit mutuels from fields as short as FIVE. I've often published races that debunk the mainstream saying, "short-field, short-price". Here's one that proves my point.

3

Northlands Park

6 Furlongs (1:09⁴) MAIDEN CLAIMING. Purse \$4,200. Fillies, 3-year-olds. Weight, 118 lbs. Claiming price \$6,000.

6 FURLONGS
ASTART A FINISH

1 Parlay Blue

SCRATCHED

Dk. horse f. 3 (Apr)
Sire: Parlay Me (Irish Tower)
Dam: Dottie Error (Our Cadet)

Lifetime Record:			
1997	0 M 0 0	Turf	0 0 0 0
1996	0 M 0 0	Wet	0 0 0 0
Lifetime Record:			
1997	2 M 0 0	Turf	0 0 0 0
1996	3 M 0 1	Wet	1 0 0 0
NP	4 0 0 1	Dist	2 0 0 0

2 Sharp Vision

Own: D R S Racing Stable

\$6,000

MARTIN C (58 12 13 2 21) 1997:(34 61 11)

B. f. 3 (Apr)
Sire: Superbity (Broshawk)
Dam: Pearl Moon (Diplomat Way)
Br: Rhonda Stables (Aib-c)
Tr: Smith Doug R (0 0 1 2 .00) 97:(36 5 .14)

70.5

113

28 Jun 97-3NP my 6f :22.3 :47.1 1:13.1 1:20.1 @Md 6000

33 2 3 21 21 2nd 33 Martin C

115 b 6.6 72-13

Dozer One 115¹ Myesa 116¹ Morning Marker 113¹

Drifted first turn, faded stretch

8 Jun 97-15IP fsl 6f :23.1 :46.4 1:12.2 @Md 18000

15 5 3 31 64 67 61 Martin C

116 b 25.50 70-14

Delta 116⁴ Consideration 118¹ Freds Girl 118¹ Tired final quarter 6

15 Jun 97-1NP fsl 6f :23.3 :47.2 1:15 @Md 12000

2 6 4 31 31 51 61 Dahl S M

115 b 3.55 68-13

Blz By You 116¹ Nite Nite Knight 115⁴ Rhonwyn 113¹ Menaced 3 wide, faded 6

10 Aug 96-3NP fsl 5f :23 :47.1 1:07.2 @Md 18000

29 5 4 31 42 43 54 Dahl S M

116 13.75 88-14

Maranato 114¹ Leonie 116⁴ Consideration 115⁴ Showed nothing 8

27 July 96-1NP fsl 3f :22.1 :40.4 @Md 18000

— 4 2 — 21 33 Dahl S M

115 4.00 86-14

Synful Secret 117¹ Super Turn 114¹ Sharp Vision 115¹ Levelled off 6

WORKOUTS: Jun 18 SLP 4f fsl :40 H 4/15 Jun 5 SLP 3f fsl :37 H 4/9 May 30 SLP 5f fsl :1:03.2 H 4/12 May 17 SLP 5f fsl :1:04 H 26/30 May 10 SLP 5f fsl :1:03.2 H 4/12 May 5 SLP 4f fsl :53 H 2/2

3 Chorus of Angels

Own: Chorus of Angels Syndicate

\$6,000

SIMARD RE (54 7 8 6 13) 1997:(32 49 15)

Ch. f. 3 (Mar)
Sire: Slew of Angels (Slew o' Gold)
Dam: Song of Brilante (Son of Brilante)
Br: Phantom Knights Inc (Aib-c)
Tr: McDougall Pam (0 0 4 0 .00) 97:(56 13 .23)

72.5

Lifetime Record:			
1997	2 M 0 0	Turf	0 0 0 0
1996	3 M 0 0	Wet	2 0 0 0
NP	4 0 0 0	Dist	1 0 0 0

28 Jun 97-3NP my 6f :22.3 :47.1 1:13.1 1:20.1 @Md 6000

38 7 4 31 31 51 61 Welch Q K 5

111 b 25.15 74-13

Dozer One 115¹ Myesa 116¹ Morning Marker 113¹ Evenly 9

15 Jun 97-15IP fsl 6f :23 :46.4 1:13.3 @Md 6000

12 4 5 44 55 46 414 Welch Q K 5

118 b 52.50 66-14

Stydozil 116¹ Under The 0115⁴ Morning Marker 113¹ Bumped, shut off break 5

5 Aug 96-2NP my 5f :23.1 :49 1:09 @Md 9000

-0 6 1 42 72 86 615 Iammarino M P

114 12.25 69-19

Dux Danz 116³ Under The 0115⁴ Steadability 113¹ Tired 8

18 July 96-1NP fsl 5f :23.2 :47.1 1:07.2 @Md Sp Wt

7 5 3 21 2nd 42 67 Iammarino M P

114 11.60 85-07

One Hundred Plus 114³ Known Ruckus 113² Coax Me My 116¹ Duels, tired 7

6 July 96-3NP fsl 3f :22.1 :40.4 @Md Sp Wt

— 3 2 — 42 44 Iammarino M P

114 5.05 85-12

River Wild 113² Finnegan McCoil 115¹ Maladict 114² Faded final furlong 8

WORKOUTS: July 5 NP 5f fsl :1:03.2 H 12/27 Jun 5 SLP 5f fsl :1:02.2 H 6/21 May 29 SLP 5f fsl :1:07 H 4/9 May 23 SLP 4f my :54 H 5/6 May 17 SLP 4f fsl :52 H 4/7 May 11 SLP 4f fsl :40.2 H 4/15

4 Kisty

Own: Rutherford Elly

\$6,000

WINTERS P A (47 4 12 6 .00) 1997:(191 32 17)

B. f. 3 (Mar)
Sire: Kunjar (Fagplane)
Dam: Misty Willow (Willow Hour)
Br: Fargy Joan A J C Stables (Aib-c)
Tr: Rutherford Elly (7 1 0 3 .14) 97:(36 6 .17)

75

Lifetime Record:			
1997	5 M 2 1	Turf	0 0 0 0
1996	0 M 0 0	Wet	0 0 0 0
NP	1 0 0 1	Dist	1 0 0 0

29 Jun 97-1NP fsl 6f :23.2 :47.3 1:13.1 1:20.1 @Md 12000

33 1 4 31 41 51 31 Winters P A

115 b 9.45 78-10

Queen Of Roni 118¹ Two French 115¹ Kisty 115⁰⁰ Four wide into str 6

17 May 97-15IP fsl 1 :24.1 :48.2 1:14.4 1:41.2 @Md c-4000

21 3 7 64 61 51 512 Santos J

115 b 2.05 72-13

Moscow Beauty 115⁴ Pristine Flower 113¹ Nearctic Speed 113¹ No threat 8

Claimed from T G Stable, Arthur Floyd M Trainer

4 May 97-15IP fsl 1 :24 :48.4 1:15 1:44 @Md 4000

22 2 6 64 55 51 21 Santos J

113 b 5.60 60-23

Pechora 117¹ Kisty 113¹ Nearctic Speed 113⁵ 7

Wide 1st turn, steadied top stretch

25 Apr 97-25IP fsl 6f :22.3 :47 1:14.1 @Md 6000

21 1 4 59 67 61 57 Huston H C

113 2.55 70-14

Light The Candles 117⁰⁰ Halos And Sins 113⁴ Moulton 118⁰⁴ No threat 6

12 Apr 97-25IP fsl 4f :22 :46.3 @Md 6000

35 4 4 21 26 24 Huston H C

115 2.80 83-10

Indero Lassie 115¹ Kisty 115⁴ Moulton 118² Game effort 6

WORKOUTS: Jun 26 NP 5f fsl :1:02.4 H 1/2 Jun 17 SLP 5f fsl :37 H 3/7 May 2 SLP 4f fsl :50.4 H 10/10 Apr 19 SLP 5f fsl :1:04.4 H 4/30

5 Morning Marker

Own: Goldbeck Ernie D & Irene

\$6,000

WONG P (25 2 1 3 .00) 1997:(131 16 12)

Ch. f. 3 (Apr)
Sire: No Marker (Grey Dawn II*Fr)
Dam: Chilkano (Junction)
Br: Goldbeck Ernie D (Aib-c)
Tr: Goldbeck Ernie D (3 0 0 1 .00) 97:(21 0 .00)

74.5

Lifetime Record:			
1997	8 M 1 2	Turf	0 0 0 0
1996	2 M 0 0	Wet	1 0 0 1
NP	1 0 0 1	Dist	5 0 1 1

28 Jun 97-3NP my 6f :22.3 :47.1 1:13.1 1:20.1 @Md 6000

42 4 2 11 11 1st 2nd Wong P

113 b 8.40 76-13

Dozer One 115¹ Myesa 116¹ Morning Marker 113¹ Led, weakened midstr 9

15 Jun 97-15IP fsl 6f :23 :46.4 1:13.3 @Md 6000

41 1 1 2nd 2nd 3rd Wong P

113 b 4.60 78-14

Steadydozil 116¹ Under The 0115⁴ Morning Marker 113¹ Duels, tired 5

30 May 97-15IP fsl 1 :23.4 :48.1 1:15.1 1:44.4 @Md 4000

22 4 2 2nd 21 31 49 Wong P

113 b 9.95 51-32

Prospectors Find 115¹ Nearctic Speed 113² Prstn Flow 113⁴ Duels, tired last 1/4 5

17 May 97-15IP fsl 1 :24.1 :48.2 1:14.4 1:41.2 @Md 4000

22 8 3 31 21 22 41 Wong P

113 b 32.70 64-16

Moscow Beauty 115⁴ Pristine Flower 113⁵ Nearctic Speed 113¹ Flattened out 8

4 May 97-15IP fsl 1 :24 :48.4 1:15 1:44 @Md 4000

6 1 3 21 22 31 Wong P

113 b 4.20 51-23

Pechora 117¹ Kisty 113¹ Nearctic Speed 113⁵ Ran out first turn 7

26 Apr 97-15IP fsl 6f :23.1 :46.3 1:13 @Md 4000

22 1 4 32 45 45 61 Wong P

113 3.90 73-16

Now that's enough 115¹ Nella Redoc 113¹ Doc's Crystal 115¹ 10

Tight quarters, bore out first turn

13 Apr 97-15IP fsl 6f :23.2 :47.2 1:14.4 @Md 4000

29 2 3 11 11 11 2nd Wong P

113 13.00 74-14

Mrk Off Love 116⁰⁰ Morning Marker 113¹ Donns Secret 115¹ Outrun final jump 8

4 Apr 97-15IP fsl 4f :22.4 :47 @Md 4000

16 1 4 31 42 45 Wong P

113 15.10 78-10

Bad Girl 115⁰⁰ Regal Lioness 115³ Lu N Lee 118¹ Faded 9

18 Oct 96-15IP fsl 6f :23.2 :47.2 1:15.1 @Md 6000

13 5 3 31 31 45 61 Turcotte Y A

115 14.20 62-16

Cable Radio 112¹ Pechora 116¹ Prospectors Find 116³ No threat 9

5 Oct 96-15IP gd 6f :23.1 :47.2 1:13.4 @Md 18000

-0 6 6 87 810 712 Wong P

113 36.40 58-17

Lunr Gem 115¹ Nite Nite Knight 116² Duck's Dile 116¹⁰ Shut off leaving gate 8

WORKOUTS: July 11 NP 3f fsl :37 H 1/10 Jun 6 SLP 4f fsl :45 H 5/9 Apr 21 SLP 4f fsl :50.2 H 4/11

6 Myesa

Own: Ace Stables & Saunders Dale

\$6,000

MADEIRA C D (30 3 3 5 .10) 1997:(229 29 13)

Dk. horse f. 3 (Mar)
Sire: Superbity (Broshawk)
Dam: March Legacy (Mr. Long)
Br: Oslanski Linda & Mike (Aib-c)
Tr: Saunders Dale L (23 3 7 6 .13) 97:(125 19 .15)

74.5

78

Lifetime Record:			
1997	5 M 1 1	Turf	0 0 0 0
1996	0 M 0 0	Wet	1 0 1 0
NP	1 0 1 0	Dist	3 0 0 1

28 Jun 97-3NP my 6f :22.3 :47.1 1:13.1 1:20.1 @Md 6000

43 9 6 63 42 3 21 Madeira C D

116 b 4.45 76-13

Dozer One 115¹ Myesa 116¹ Morning Marker 113¹ Wide trip 9

14 Jun 97-15IP fsl 6f :23 :46.3 1:12.4 @Md 9000

42 4 1 42 43 45 45 McGregor C H

111 b 3.50 78-18

Andoverred 115² Highest Honor 118¹ Super Flight 113² Evenly 6

31 May 97-25IP fsl 6f :23.1 :47.4 1:13.3 @Md 9000

40 3 6 63 55 54 44 Madeira C D

116 b 4.80 73-21

Joesbrojake 113¹ Super Flight 113¹ Andoverred 115¹ Over heels 1st turn 7

4 May 97-45IP fsl 6f :23.1 :47 1:13 @Md 9000

46 2 4 67 65 42 31 Blinston R D

115 b 4.20 81-12

Mist Affair 118¹ Nite Nite Knight 118¹ Myesa 115¹ Stretch rally 7

6 Apr 97-15IP fsl 4f :21.9 :45 @Md 18000

18 1 5 51 51 51 51 Blinston R D

116 b 3.50 82-47

Mrs. B. R. 118¹ Two French 115¹ Moscow Beauty 117¹ Off slowly 5

WORKOUTS: July 11 NP 3f fsl :37 H 4/10 Jun 26 NP 4f fsl :49 H 1/2 Jun 10 SLP 4f fsl :49 H 3/7 May 13 SLP 5f fsl :1:03 H 4/12 Apr 26 SLP 3f fsl :1:01 H 4/21 Apr 10 SLP 5f fsl :1:03 H 3/10

7 We Need Novacane

Own: McLean Jackie & Jason & Lang

\$5,000

TURCOTTE YA (36 6 2 8 .77) 1997:(237 31 .13)

B. L. J (Apr)

Sire: Nova Scotia (Murray)

Dam: Commandable Lady (Tah)

Brs: McLean Jackie & Lang (All-C)

Tr: Davies Alex S (1 0 0 0 .00) 97:(4 0 .00)

Lifetime Record: 2 M 0 1 \$506

1997	1 M 0 0	Turf	0 0 0 0
1996	1 M 0 1	Wet	0 0 0 0
NP	1 0 0 0	Dist	1 0 0 1

23 Jun 97-1NP fsl 64f :232 :473 1:122 1:20

©M 1200

Previously trained by Kingston Robert C

15 Sep 96-15NP fsl 64 :231 :47 1:131

©M 9000

WORKOUTS: Jly 6 NP 54 fsl 1:41 H M 25 Jun 27 NP 54 fsl :05 H 7/12 Jun 15 NP 54 fsl 1:10 H 22 May 31 NP 54 fsl 1:03 H M 13 May 17 NP 54 fsl 1:03 H M 20 May 10 NP 54 fsl 1:03 H 5/12

67

113

113

8 Twenty One Diamond

Own: Clark Ivan & Brandinetti Howard

\$5,000

NODAR H (M 7 5 7 .16) 1997:(196 23 .15)

Ch. L. J (Mar)

Sire: Silver Ring Fr (Lynchard)

Dam: Hestley's Diamond (Hestley)

Brs: Hestley M J (All-C)

Tr: Clark Ivan M (3 0 0 1 .00) 97:(25 3 .12)

Lifetime Record: 0 M 0 0

1997	0 M 0 0	Turf	0 0 0 0
1996	0 M 0 0	Wet	0 0 0 0
NP	0 0 0 0	Dist	0 0 0 0

WORKOUTS: Jly 5 NP 54 fsl 1:04 H M 27 Jun 15 NP 54 fsl 1:03 H M 24 Jun 5 NP 54 fsl 1:05 H M 27

EQUALIZED LINES

NP 7-13

#	NAME	L	DIST	S	1stC	2ndC	3rdC	FnlC	BL1	BL2	BLS	BLF	SR	TV	ADJ	N	T
1	SHAR	1	6.0	D	22.3	47.1	101.1	114.0	1.00	1.00	0.13	1.50	79	13	-1.5	2	1
2	CHOR	1	6.0	D	22.3	47.1	101.1	114.0	1.50	2.50	1.75	1.50	79	13	-1.5	3	1
3	KIST	1	6.0	D	23.2	47.3	101.0	113.4	1.00	1.75	1.50	1.00	81	10	-3.0	3	
4	MORN	1	6.0	D	22.3	47.1	101.1	114.0	0.00	0.00	0.00	1.50	79	13	-1.5	1	1
5	MYES	1	6.0	D	22.3	47.1	101.1	114.0	3.00	2.50	0.20	1.50	79	13	-1.5	2	1
6	WENE	1	6.0	D	23.2	47.3	101.0	113.4	2.75	3.25	1.75	8.50	73	10	-3.0	3	

VITAL FACTORS--ATM

NP 7-13-97 3 6 D

#	NAME	L	TOTAL	R	SC	R	SCBL	3F	R	T/DC	TS	R	SPN	R
1	SHAR	1	160.43	-2	55.55	-2 (47.3)	1.00	48.96	-4 (27.0)	88.14	53.10	-1	94.67	(2) P
2	CHOR	1	160.40	-3	55.30	-3 (47.4)	2.50	49.18	-2 (26.4)	88.94	53.10	-1	93.92	(3) W
3	KIST	1	159.87	-5	54.75	-4 (48.1)	1.75	50.04	-1 (26.2)	91.39	53.09	-2	92.92	-4
4	MORN	1	160.46	-1	55.72	-1 (47.2)		48.81	-5 (27.0)	87.60	53.10	-1	92.17	-5
5	MYES	1	160.38	-4	55.30	-3 (47.4)	2.50	49.18	-2 (26.4)	88.94	53.10	-1	96.17	(1) S
6	WENE	1	158.71	-6	54.50	-5 (48.2)	3.25	49.13	-3 (26.4)	90.14	52.08	-3	81.42	-6

HIGH	160.46	55.72	(47.2)	50.04	(26.2)	91.39	53.10	96.17
LOW	158.71	54.50	(48.2)	48.81	(27.0)	87.60	52.08	81.42
AVE	160.04	55.19	(47.4)	49.22	(26.4)	89.19	52.93	91.88

* = Wire to Wire

Pace Launcher IV Composite -- ATM

NP 7-13-97 3 6 D

#	NAME	L	N	T	EPR	LPR	CPR	TT	HID	FW	FX	LS	RANK
1	SHAR	1		1	2	3	1	4	4	2	2	18	2 P
2	CHOR	1		1	3	2	1	5	3	3	1	18	2 W
3	KIST	1			4	1	1	3	1	4	4	18	2
4	MORN	1		1	1	4	1	4	5	1	2	18	2
5	MYES	1		1	3	2	1	2	2	3	3	16	1 S
6	WENE	1			5	5	2	1	6	5	5	29	3

Pace Match Up Graphs -- ATM

NP 7-13-97 3 6 D

#	NAME	L	N	T	1C	R	2C	R	FT	R
	PACE				22.68		47.38		114.58	
1	SHAR	1		1	22.74	-2	47.52	-2	114.58	-1
2	CHOR	1		1	22.78	-3	47.74	-3	114.58	-1
3	KIST	1			22.62	-5	48.22	-4	114.59	-2
4	MORN	1		1	22.62	-1	47.38	-1	114.58	-1
5	MYES	1		1	22.88	-4	47.74	-3	114.58	-1
6	WENE	1			22.75	-6	48.44	-5	116.03	-3

NP 7-13-97 3 6 D

ADJUSTED**BOTTOM BETTING**

	LINE	LS	ODDS	BAL
1	MYES	18.5	5-2	7
2	SHAR	17.5	5-2	6
3	CHOR	17.0	5-2	5
4	MORN	15.5	7-2	6
4	KIST	15.5	7-2	6
5	WENE	6.5	9-1	12

Dean spilled coffee on his readouts causing some blur. He is also a staunch advocate of the Tandem concept that I introduced many years ago. Giving all contenders from a Tandem race the same final beaten lengths as the winner or best finisher is a procedure that should be used with caution, especially at major tracks. At tracks and races of lesser class it can be a killer when a relatively small pool of horses go against each other on a regular basis.

At tracks like this, employing the Tandem procedure is frequently the only way to get longer priced winners. Proper use of the Tandem concept is exclusive with us. Dick Mitchell described it to a degree in a couple of his books but he never exploited it accurately enough to make comprehensible to the mass of "Horseplayers."

Using the Tandem procedure in this race and MYESA'S final beaten lengths for SHARP and CHORUS, Dean was left with the horses that won and placed in a virtual tie.

On to race #9. Another Maiden race that supports my reasons for abandoning my old stance against maiden races. Like so many races at this bullring, FOUR horses come from the same Tandem. Dean supplies a copy of his tickets as proof of his scoring a win, place and show and the triactor. His other ticket is for the Pick Three in races 7-8-9. As you can see, his investments are minimal but his profit RELATIVE to those investments are optimal. Dean is living proof that we can all make money without exceeding our wagering comfort level.

9

Northlands Park

1 MILE. (1:35⁴) MAIDEN CLAIMING. Purse \$4,400. 3-year-olds. Weight, 118 lbs. Claiming price \$4,000.



1 Cygnes Away

Own: Berg Racing Stable Ltd & Sapeta S
STEVENS RD (0 0 0 2 .00) 1997:(223 27 .12) \$4,000

Ch. g. 3 (Apr)
Sire: Lac des Cygnes*Fr (Luthier)
Dam: Playful Pleasure (Implement)
Br: Sapeta Steve (Alb-c)
Tr: Berg Lorne E (1 0 0 0 .00) 97:(12 1 .00)

Lifetime Record: 6 M 1 0 \$1,164

1997 5 M 1 0 \$1,164 Turf 0 0 0 0
1996 1 M 0 0 Wet 0 0 0 0
NP 1 0 0 0 Dist 0 0 0 0

22 Jun 97- 1SIP gd 6f :231 :474 1:141 Md 6000
14 Jun 97- 2SIP fst 6f :231 :473 1:14 Md 4000
30 May 97- 3SIP fst 6f :231 :474 1:14 Md 4000
16 May 97- 1SIP fst 6f :223 :46 1:12 Md 4000
11 May 97- 1SIP fst 6f :224 :463 1:124 Md 4000
1 Sep 96- 3NP fst 3f :222 :394 Md 6000

33 6 4 75 753 641 541 Dahl S M 117 15.35 70-13
36 10 4 531 42 421 55 Simard R E 115 9.26 73-18
33 2 1 54 413 32 23 Heiler S 116 33.75 71-20
24 5 4 673 711 611 513 Quong M D 113 12.55 75-12
20 9 9 361 86 871 810 Quong M D 113 31.35 74-11
— 3 10 — 1014 1023 Turcotte Y A 115 18.75 72-13

Judge My Heart 118* Classic Landing 118* Aztec Ruler 1185 No threat 8
Knight Sinner 1152 Cool Mando 115* Wanabe A Flyer 1184 Wide trip 10
Alberta Early 1153 Cygnes Away 1163 Weekend Special 1171 Game effort 8
Beau Star 1154 Trustees Delight 115* Alberta Early 1154 Steadied 1/4 pole 8
Profiteer 1131 Count Factor 1131 Brass Irons 1164 No danger 10
Gallant Warrior 1145 Feisty And Bold 1153 Regal Parley 1164 No danger 10

WORKOUTS: Jly 18 NP 5f fst :37 H 5/17 Jun 9 SIP 5f fst :1:04 H 17/22 May 9 SIP 5f fst :1:03 H 27/33 Apr 23 SIP 4f fst :51 H 14/18 Apr 21 SIP 3f fst :36 H 1/3

2 Lot o' Joke

Own: McAllister Norman J
NIBLETT G (1 1 3 0 .00) 1997:(76 4 .06) \$4,000

Ch. b or br g. 3 (May)
Sire: Loto (Icecapade)
Dam: Reason to Joke (Reasonably Fair)
Br: Chilcote Stud & Ranches (Alb-c)
Tr: Buchler Gordon R (2 0 0 0 .00) 97:(12 0 .00)

Lifetime Record: 7 M 0 1 \$861

1997 4 M 0 0 \$294 Turf 0 0 0 0
1996 3 M 0 1 \$567 Wet 1 0 0 0 \$210
NP 3 0 0 1 \$693 Dist 1 0 0 0 \$210

28 Jun 97- 3NP my 1 :242 :491 1:144 1:144 Md 4000
15 Jun 97- 3SIP fst 1 :241 :483 1:151 1:481 Md 4000
30 May 97- 3SIP fst 6f :231 :474 1:144 Md 4000
Previously trained by Niblett Graham
16 May 97- 1SIP fst 6f :223 :46 1:12 Md 4000
27 Sep 96- 1SIP fst 6f :233 :471 1:143 Md 6000
21 Apr 96- 3NP fst 5f :231 :473 1:071 Md 6000
7 Aug 96- 3NP gd 3f :222 :461 Md 9000

36 4 5 74 733 421 43 Niblett G 116 b 22.35 72-25
17 3 2 2nd 21 571 517 Niblett G 116 b 19.45 58-19
15 7 8 76 753 77 610 Niblett G 116 20.45 64-20
14 7 8 813 814 813 817 Niblett G 116 2.45 71-12
19 3 3 413 451 44 591 Quong M D 112 b 4.95 69-13
26 4 4 323 421 413 391 Quong M D 112 b 16.35 86-12
— 8 1 — 711 710 Quong M D 112 b 5.65 75-16

Dentalite 1181 R Berry Boy 1134 Meikel River 1162 Wide trip 7
Basin Street Blues 1163 Meikel River 1153 J J Proctor 1155 Duels, faded 7
Alberta Early 1153 Cygnes Away 1163 Weekend Special 1171 Showed nothing 8
Beau Star 1154 Trustees Delight 115* Alberta Early 1154 Never close 8
Enriching 1151 Uncle Alf 1152 Gatelot 1130 Evenly 7
Proper Presence 1120 Majestic Flame 1143 Lot O' Joke 1121 Evenly 7
Twice Capable 1170 Breezy Creek 1143 Irishdori 1173 No threat 9

WORKOUTS: Jun 8 SIP 5f fst :1:03 H 16/24 May 2 SIP 5f fst :1:01 H 4/30 Apr 27 SIP 5f fst :1:02 H 26/43 Apr 23 SIP 4f fst :50 H 6/14 Apr 14 SIP 4f fst :51 H 3/12

3 Count Factor

Own: Helm Jonathan & Jeanne & Khan Tia
DAHL S M (4 4 4 0 .00) 1997:(271 40 .15) \$4,000

Ch. b or br g. 3 (May)
Sire: Canadian Factor (Sinner Purpose)
Dam: Time Counts (Time Tested)
Br: Willow River Farms Ltd (Alb-c)
Tr: Hartley Darrell (2 0 0 0 .00) 97:(24 1 .00)

Lifetime Record: 7 M 1 1 \$1,344

1997 6 M 1 1 \$1,260 Turf 0 0 0 0
1996 1 M 0 0 \$84 Wet 0 0 0 0
NP 1 0 0 0 Dist 0 0 0 0

5 Jly 97- 3NP fst 6f :234 :474 1:134 Md 4000
Previously trained by Wise Rick A
30 May 97- 3SIP fst 6f :231 :474 1:144 Md 4000
Previously trained by Hartley Darrell
11 May 97- 1SIP fst 6f :224 :463 1:124 Md 4000
Disqualified from purse money
30 Apr 97- 1SIP fst 6f :231 :47 1:134 Md 4000
18 Apr 97- 1SIP fst 6f :232 :471 1:132 Md 4000
6 Apr 97- 3SIP fst 4f :222 :471 Md 4000
20 Oct 96- 1SIP fst 4f :221 :462 Md 6000

13 2 8 810 813 813 611 Niblett G 115 b 5.95 71-12
15 5 4 66 65 541 710 Huston H C 113 b *2.10 64-20
42 4 5 86 743 43 213 Munoz O R 113 b *2.25 83-11
33 5 3 54 531 42 221 Munoz O R 113 b 7.15 77-12
35 3 4 23 33 34 391 Munoz O R 113 b 14.15 76-15
13 2 6 63 64 641 Munoz O R 113 b 28.25 78-07
20 4 9 910 910 591 McMillen M J 117 b 3.00 77-16

Nova Red 1133 Bear's Future 1133 Gatelot 115* Passed faders 9
Alberta Early 1153 Cygnes Away 1163 Weekend Special 1171 No factor 8
Profiteer 1131 Count Factor 1131 Brass Irons 1164 Stretch rally, rail 10
Mr. Touchdown 1162 Count Factor 1131 Knight Sinner 115* Sharp try 9
Brass All 1162 Shrpdy Decorated 1183 Count Factor 1134 Menaced early, tired 10
Minystik Ryder 1153 Mr. Touchdown 1161 Merits Of Time 1181 No threat 10
Evilicus 1164 Steppan The Gas 1153 Halos And Sins 1161 Bothered at break 9

WORKOUTS: Jun 30 NP 5f fst :1:03 H 9/15

4 Meikel River

Own: Burns Shannon & Nihoruk Ray
MADEIRA C D (30 3 3 5 .10) 1997:(229 29 .13) \$4,000

28Jun97-6NP my 1 :242 :491 1:144 1:414 Mid 4000
15Jun97-35IP fsl 1/4 :241 :489 1:151 1:481 Mid 4000
1Jun97-35IP fsl 1 :241 :492 1:161 1:433 Mid 4000
21May97-35IP my 6f :223 :47 1:142 Mid 6000
9May97-15IP fsl 6f :223 :462 1:141 Mid 6000
2May97-15IP fsl 6f :23 :463 1:13 Mid 9000
20Apr97-35IP fsl 6f :224 :46 1:111 Mid Sp Wl

Previously trained by Marshall Roy
13Sep96-35IP fsl 6f :231 :46 1:123 Mid Sp Wl
1Sep96-1NP fsl 6f :224 :463 1:144 Mid Sp Wl
25Jul96-1NP fsl 5f :224 :463 1:062 Mid Sp Wl

WORKOUTS: Jun11 SUP 5f fsl 1:04 H 20/21 May8 SUP 4f fsl :47 H 1/15 Apr15 SUP 5f fsl 1:03 H 16/31

Ch. g. 3 (Apr)
Sire: Brass Minister (Deputy Minister)
Dam: Naturally Leveable (L/Natural)
Bri: Noren Mr & Mrs Alfred A (AIB-C)
Tr: Nihoruk Raymond (3 0 1 2 .00) 97:(24 0 .00)

40 5 3 2nd 21 2nd 31 Madeira C D
37 6 4 31 11 215 251 Martin C
15 5 4 31 53 581 4151 Heiler S
13 2 7 511 814 612 513 Heiler S
23 5 7 615 54 541 84 Heiler S
24 8 8 815 912 941 911 Turcotte Y A
24 2 4 813 710 615 321 Dahl S M

11 4 1 791 613 612 613 Turcotte Y A
28 6 4 615 67 48 34 Blinston R D
-0 1 8 812 815 811 7191 Turcotte Y A

77.5

Lifetime Record: 11 M 1 2 \$2,757
1997 7 M 1 1 \$1,690 Turf 0 0 0 0
1996 4 M 0 1 \$1,059 Wet 2 0 0 1 \$552
NP 4 0 0 2 \$1,527 Dist 2 0 0 1 \$678

112
115 b 4.25 74-25 Pentallite 1181 R Berry Boy 1134 Meikel River 1162 Dueld, outrun midstr 7
115 b 29.90 70-13 Basin Street Blues 1161 Meikel River 1151 JJ Proctor 1153 Bid, led, outrun 7
116 b 10.80 49-23 King Of The Art 1162 Gator 1137 It's My Line 1158 Flattened out 7
116 b 12.10 63-20 Regal Parley 1161 Just Vu Du 1163 Super Flight 1131 Evenly rail 9
113 b 18.95 73-14 Royal White 1181 No City Limits 1181 Moulton 1173 Flattened out stretch 10
115 41.80 74-13 Flying Apache 1174 Andover 1153 Joesbrojake 1134 Showed little 10
117 70.60 71-15 Indian Winter 1151 Beaming Light 1184 Judge My Heart 1181 No threat 10

115 b 9.35 73-10 Seattle Rendezvous 1173 Brass Secret 1144 Vodka Simmer 1164 Never close 7
115 b 12.00 72-13 Back Alley Cat 1151 Great Glimp 1173 Meikel River 1161 Ran wide 1st turn 6
115 40.70 73-00 Finnegan McCoil 1143 Aloha Superfly 1161 Photo Copy 1141 Never close 8

5 R Berry Boy

Own: Wild Rose Racing Stable
WELCH K K (21 3 3 3 .14) 1997:(130 17 .12) \$4,000

28Jun97-6NP my 1 :242 :491 1:144 1:414 Mid 4000
14Jun97-15IP fsl 6f :23 :463 1:124 Mid 9000
21May97-35IP sly 6f :231 :473 1:144 Mid 6000
14May97-15IP fsl 6f :231 :471 1:13 Mid 9000
2May97-3TuP fsl 5f :213 :444 :573 1:041 Mid 12500

Previously trained by Eikleberry Kevin
22Apr97-3TuP fsl 6f :224 :462 :59 1:122 Mid 8000
12Apr97-7TuP fsl 5f :22 :452 :574 1:042 Mid Sp Wl

WORKOUTS: May23 SUP 3f my :41 H 8/9 May11 SUP 4f fsl :50 Hg 10/15 Apr30 TuP 3f fsl :38 H 7/9 Apr19 TuP 4f fsl :50 Hg 21/24

Ch. h or b g. 3 (Apr)
Sire: Pirula's Beauty (Holt the Flag)
Dam: Light Blinder (Fluorescent Light)
Bri: Wygod Mr & Mrs Martin J (Col)
Tr: White Gane K (14 3 2 0 .21) 97:(92 13 .14)

40 3 1 1st 13 1st 21 Welch K K S
26 5 5 551 510 510 512 Dahl S M
13 2 4 515 617 613 617 Huston H C
15 6 2 313 624 97 1011 Dahl S M
-0 6 7 1019 1035 1029 1022 Kutz C M

-0 7 1 2nd 42 791 715 Ziegler M G
-0 2 8 1017 1024 1022 1022 Painter J E

77.5

Lifetime Record: 7 M 1 0 \$1,138
1997 7 M 1 0 \$1,138 Turf 0 0 0 0
1996 0 M 0 0 \$504 Wet 2 0 1 0 \$1,050
NP 1 0 1 0 \$840 Dist 1 0 1 0 \$840

113 9.45 74-25 Pentallite 1181 R Berry Boy 1134 Meikel River 1162 Outrun midstretch 7
118 27.40 72-18 Andover 1152 Highest Honor 1181 Super Flight 1132 Showed little 6
118 10.50 57-26 National Gallery 1153 Esprit De J 1101 King Of The Art 11710 Saved ground 8
118 29.20 71-13 Trouble Shooter 1134 Joesbrojake 1132 Red Rastus 1132 Tired 10
118 50.10 63-10 Doctor Till 1181 Hoppy's Goldmine 1182 Absolutely Nothing 1182 No factor 10

118 8.80 56-20 Zamdandi 1161 Forceful Dubber 1181 Tycoon's Son 1182 Gave way 7
118 b 40.40 52-17 One Hot Knight 1184 Never Choke 1182 Port Arthur 1181 Outrun 10

6 Breton

Own: McBee Robert J
BLINSTON R D (27 5 2 5 .13) 1997:(237 36 .15) \$4,000

5Jul97-3NP fsl 6f :234 :474 1:134 Mid 4000
20Jun97-35IP fsl 6f :23 :472 1:143 Mid 4000
14Jun97-35IP fsl 6f :231 :473 1:14 Mid 4000
24May97-35IP sly 6f :231 :473 1:144 Mid 6000
16May97-35IP fsl 6f :223 :46 1:12 Mid 12000

Previously trained by Armstrong Jean

WORKOUTS: Jun11 SUP 4f fsl :48 H 9/17 May30 SUP 4f fsl :513 H 9/15 May1 SUP 5f fsl 1:03 Hg 24/31 May1 SUP 5f fsl 1:05 H 16/23 Apr25 SUP 5f fsl 1:03 H 20/25 Apr17 SUP 4f fsl :494 H 7/15

Ch. h or b g. 3 (Feb)
Sire: Slew of Angels (Slew o' Gold)
Dam: Merlot (Ruthie's Native)
Bri: McKague Ross A (Man-C)
Tr: McMullen Marilyn B (2 0 0 0 .00) 97:(18 1 .06)

5 6 2 313 534 794 814 Blinston R D
25 3 2 373 373 221 32 McGregor C H
-0 6 9 941 102 1012 1193 McGregor C H
11 7 5 45 412 412 518 McGregor C H
6 7 9 1013 1013 1014 1023 McGregor C H

115 b 23.75 51-12 Nova Red 1133 Bear's Future 1134 Gator 1154 Faded 9
113 b 24.70 73-10 Brass Irons 1161 Weekend Special 1151 Breton 1134 Bid, no gain 10
113 b 13.40 59-10 Knight Sinner 1154 Cool Mandu 1154 Wanabe A Flyer 1184 Showed little 10
113 28.95 56-26 National Gallery 1153 Esprit De J 1101 King Of The Art 11710 Flattened out 8
113 44.50 67-12 Tart N Tuff 1153 Bonnyville Bullet 1184 Higgins 1184 Wide first turn 10

Lifetime Record: 5 M 0 1 \$504
1997 5 M 0 1 \$504 Turf 0 0 0 0
1996 0 M 0 0 \$538 Wet 1 0 0 0 \$84
NP 1 0 0 0 \$318 Dist 0 0 0 0 \$84

7 JJ Proctor

Own: Wardlaw Richard B
SANTOS J (40 6 5 7 .15) 1997:(404 57 .14) \$4,000

28Jun97-6NP my 1 :242 :491 1:144 1:414 Mid 4000
15Jun97-35IP fsl 1/4 :241 :489 1:151 1:481 Mid 4000
1Jun97-35IP fsl 1 :241 :492 1:161 1:433 Mid 4000
23May97-35IP fsl 6f :232 :481 1:154 Mid 4000
16May97-15IP fsl 6f :223 :46 1:12 Mid 4000

Squeezed out away from gate Previously trained by Armstrong Jean

12Oct96-15IP fsl 6f :232 :473 1:141 Mid 6000
2Oct96-25IP my 6f :224 :47 1:143 Mid 9000
18Sep96-35IP my 6f :234 :48 1:154 Mid 6000
6Sep96-2NP fsl 5f :231 :474 1:072 Mid 9000
16Aug96-3NP fsl 3f :22 :394 Mid 12000

WORKOUTS: Apr23 SUP 4f fsl 1:177 H 2/2 Apr14 SUP 5f fsl 1:043 H 28/33

Ch. g. 3 (May)
Sire: Rambling Rector (Shining Broom*Fr)
Dam: Roses for Sheila (Indefatigable)
Bri: Broche Sheila & Yvon (AIB-C)
Tr: Malvaux Marcel (4 0 1 1 .00) 97:(24 1 .04)

31 1 7 53 634 624 61 Santos J
34 5 7 77 543 33 373 Santos J
13 2 5 511 21 34 5194 Madeira C D
27 7 8 77 89 79 673 Madeira C D
24 4 7 77 61 519 413 Madeira C D

4 6 3 61 65 77 712 Blinston R D
24 6 5 451 39 34 419 Quong M D
29 6 3 32 323 431 610 Winters P A
14 2 2 323 423 431 419 Quong M D
- 2 7 - 431 543 Quong M D

72.5

Lifetime Record: 10 M 0 1 \$1,290
1997 5 M 0 1 \$752 Turf 0 0 0 0
1996 5 M 0 0 \$538 Wet 4 0 0 0 \$220
NP 3 0 0 0 \$318 Dist 2 0 0 0 \$84

115 6.75 63-25 Pentallite 1181 R Berry Boy 1134 Meikel River 1162 Showed little 7
115 19.40 63-17 Basin Street Blues 1161 Meikel River 1151 JJ Proctor 1153 Bid 3 wide, weakened 7
116 13.75 48-23 King Of The Art 1162 Gator 1137 It's My Line 1158 Menaced early, tired 7
116 12.90 61-29 Scrapper 1174 Brass Irons 1162 Steppan The Gas 1153 Willingly, rail 10
116 31.20 75-12 Beau Star 1154 Trustees Delight 1154 Alberta Early 1154 8

116 b 12.15 65-15 Charlie Cool 1164 Mr. Touchdown 1134 Weknd In Rio 1163 3 wide throughout 9
112 b 21.15 65-24 Feisty And Bold 1161 Dakota Drive 1117 Radar's Shanthi 1172 No threat 7
115 b 4.85 59-26 Slew Aloof 1124 Notes Weknd 1153 Mr. Touchdown 1134 Tired final 3/16ths 8
112 b 10.30 81-11 Irishdori 1174 Uncle Alf 1152 Tactical Decision 1164 Flattened out 5
112 b 7.65 86-09 Darcy Dollite 1143 Kananaskis Park 1172 Bonnyville Bullet 1172 Evenly 9

8 I'm Turbo Charged

Own: McDonald Ken & Thompson Dean
MCGREGOR C H (33 7 3 3 .21) 1997:(280 38 .13) \$4,000

28Jun97-35IP fsl 6f :23 :472 1:143 Mid 4000
8Jun97-15IP fsl 6f :224 :463 1:124 Mid 4000
23May97-35IP fsl 6f :232 :481 1:154 Mid 4000

WORKOUTS: Jul3 NP 3f fsl :374 H 4/12 Jun4 SUP 3f fsl :37 H 9/24 May4 SUP 5f fsl 1:023 H 17/33 Apr28 SUP 5f fsl 1:024 H 12/25 Apr17 SUP 5f fsl 1:042 H 22/25

B. g. 3 (Mar)
Sire: Prospector's Pick (Mr. Prospector)
Dam: Purest (Court Ruling)
Bri: Johnston Jack (AIB-C)
Tr: Smythe Brad (2 1 1 0 .00) 97:(23 4 .17)

25 9 9 643 55 55 52 Welch K K S
23 2 1 35 511 643 613 Madeira C D
17 4 6 64 773 643 613 Simard R E

111 b 9.50 73-18 Brass Irons 1161 Weekend Special 1151 Breton 1134 Wide trip 10
116 b 7.40 70-10 Dale H 1133 Cool Mandu 1154 Just Vu Du 1164 Faded 9
115 b 9.40 57-29 Scrapper 1174 Brass Irons 1162 Steppan The Gas 1153 No threat 10

73

Lifetime Record: 3 M 0 0 \$84
1997 3 M 0 0 \$84 Turf 0 0 0 0
1996 0 M 0 0 \$538 Wet 1 0 0 0
NP 0 0 0 0 \$318 Dist 0 0 0 0 \$84

9 Hello Brother

Own: BHC & H & Stickwood-Hilop V
MARTIN C (30 12 13 2 .21) 1997:(344 61 .18) \$4,000

5Jul97-3NP fsl 6f :234 :474 1:134 Mid 4000
28Jun97-6NP my 1 :242 :491 1:144 1:414 Mid 4000
20Jun97-35IP fsl 6f :224 :463 1:124 Mid 4000
7Jun97-35IP fsl 6f :23 :471 1:132 Mid 6000
31May97-25IP fsl 6f :231 :474 1:133 Mid 9000

WORKOUTS: Jul3 NP 3f fsl :36 H 2/2 Jun10 SUP 4f fsl :403 H 7/25 May16 SUP 5f fsl 1:013 Hg 17/33 May8 SUP 5f fsl :36 Hg 1/20 Apr22 SUP 5f fsl 1:05 H 20/20 Apr15 SUP 4f fsl :503 H 12/17

Ch. g. 3 (May)
Sire: Little Nureyev (Nureyev)
Dam: Regal to Bebold (The Scotsman)
Bri: BHC Cheron & Harvare (BC-C)
Tr: Goodwin George E (4 1 0 0 .25) 97:(31 3 .18)

13 0 6 64 64 64 713 Dahl S M
31 6 4 31 55 73 74 Dahl S M
20 7 5 64 64 64 64 Madeira C D
17 1 5 65 714 67 612 Madeira C D
27 4 3 77 773 793 613 Martin C

115 11.65 74-12 Nova Red 1133 Bear's Future 1134 Gator 1154 No threat 9
117 9.40 69-25 Pentallite 1181 R Berry Boy 1134 Meikel River 1162 Menaced 3 wide, tired 7
116 25.00 71-10 Brass Irons 1161 Weekend Special 1151 Breton 1134 Showed little 10
116 15.65 63-13 Steppan The Gas 1154 Esprit De J 1101 King Of The Art 11710 Showed little 7
116 8.00 60-21 Joesbrojake 1133 Super Flight 1133 Andover 1154 Never close 7

72.5

Lifetime Record: 5 M 0 0
1997 5 M 0 0 Turf 0 0 0 0
1996 0 M 0 0 Wet 1 0 0 0
NP 2 0 0 0 Dist 1 0 0 0

EQUALIZED LINES

NP 7-13-97 9 8 D

#	NAME	L	DIST	S	1stC	2ndC	3rdC	FnlC	BL1	BL2	BLS	BLF	SR	TV	ADJ	N	T
1	CYGNp	2	8.0	D	23.1	49.0	115.0	141.1	3.50	2.00	2.50	5.00	73	18	0.0	3	
2	LOTO	1	8.0	D	24.2	49.1	114.4	141.4	4.50	3.75	2.50	1.00	74	25	3.5	3	2
3	COUNp	3	8.0	D	22.4	48.0	113.4	140.0	6.00	4.50	3.00	1.25	83	11	-2.5	4	
4	MEIK	1	8.0	D	24.2	49.1	114.4	141.4	0.13	0.50	0.13	1.00	74	25	3.5	2	2
5	RBER	1	8.0	D	24.2	49.1	114.4	141.4	0.00	0.00	0.00	1.00	74	25	3.5	1	2
6	JJ	1	8.0	D	24.2	49.1	114.4	141.4	3.00	3.50	2.75	1.00	74	25	3.5	3	2

ENERGY GENERATOR -- ATM

NP 7-13-97 9 8 D

#	NAME	L	N	T	Total R	DEF	Hid R	Fx R	%Med	E/EP R	L/EP R	ESP
1	CYGNp	2			154.23-5	1.17	65.44-3	66.93-2	67.63	73.95-6	72.99-4	SUS
2	LOTO	1		2	155.11-4	0.29	65.76-1	66.36-6	67.88	74.33-4	73.11-2	S/P
3	COUNp	3			155.40-1		65.34-4	67.15-1	67.51	74.30-5	73.46-1	SUS
4	MEIK	1		2	155.16-2	0.24	65.31-5	66.48-4	68.21	74.46-2	72.91-5	PRE
5	RBER	1		2	155.16-2	0.24	65.29-6	66.45-5	68.26	74.47-1	72.88-6	PRE
6	JJ	1		2	155.12-3	0.28	65.60-2	66.49-3	67.91	74.34-3	73.10-3	S/P

HI/LO Difference = 1.17 Average = 155.03

Pace Launcher IV Composite -- ATM

NP

#	NAME	L	N	T	EPR	LPR	CPR	TT	HID	FW	FX	LS	RANK
1	CYGNp	2			6	4	3	5	5	6	2	31	5 4
2	LOTO	1		2	5	2	2	1	1	2	3	16	P 1
3	COUNp	3			3	1	1	6	3	1	1	16	1
4	MEIK	1		2	2	5	2	3	4	4	2	22	3
5	RBER	1		2	1	6	2	2	4	5	2	22	3
6	JJ	1		2	4	3	2	4	2	3	2	20	W 2

VITAL FACTORS--ATM

NP 7-13-97 9 8 D

#	NAME	L	TOTAL R	SC R	SCBL	3F R	T/DC	TS R	SPN R
1	CYGNp	2	154.23-5	52.48-6 (115.2)	2.00	49.92-2 (26.2)	95.13	51.68-3	82.67-6
2	LOTO	1	155.11-4	52.64-5 (115.1)	3.75	49.81-3 (26.2)	94.64	52.13-2	93.17-3 P
3	COUNp	3	155.40-1	52.71-3 (115.1)	4.50	50.49-1 (26.1)	95.79	52.41-1	94.67-1
4	MEIK	1	155.16-2	53.16-2 (114.2)	0.50	49.33-5 (26.4)	92.79	52.13-2	91.17-4
5	RBER	1	155.16-2	53.24-1 (114.2)		49.25-6 (26.4)	92.51	52.13-2	89.67-5
6	JJ	1	155.12-3	52.68-4 (115.1)	3.50	49.78-4 (26.3)	94.49	52.13-2	94.42-2 W
HIGH			155.40	53.24 (114.2)		50.49 (26.1)	95.79	52.41	94.67
LOW			154.23	52.48 (115.2)		49.25 (26.4)	92.51	51.68	82.67
AVE			155.03	52.82 (115.0)		49.76 (26.3)	94.22	52.10	90.96

* = Wire to Wire

Pace Match Up Graphic -- ATM

NP 7-13-97 9 8 D

# NAME L N I	1C R	2C R	FI R
PACE	49.02	114.38	140.74
1 CYGNp2	49.52-5	115.46-6	142.17-3 ✓
2 LOTO 1 2	49.70-6	115.22-5	141.29-2 ✓
3 COUNp3	49.02-1	115.12-3	140.74-1
4 MEIK 1 2	49.04-3	114.49-2	141.29-2
5 RBER 1 2	49.03-2	114.38-1	141.29-2
6 JJ 1 2	49.47-4	115.18-4	141.29-2 ✓

Sh
Pl
W

	BOTTOM	BETTING
	LINE	LINE
	LS	ODDS BAL
1 COUNp	24.0	EVEN 2
2 LOTO	16.5	3-1 8 Pl \$82
3 JJ	12.0	9-2 8 W \$312
4 RBER	10.0 } Tie	5-1 8 Sh
4 CYGNp	10.0 }	5-1 8
5 MEIK	8.0	7-1 8

Here is Dean's Triactor ticket and the results of these two races:

HASTINGS PARK RACECOURSE

Race 9 13-Jul-97 14M
NORTHLANDS

OFFICIAL PRICES

	\$2 WIN	PLACE	SHOW
7	\$31.30	\$14.90	\$7.00
2		\$8.90	\$3.80
1			\$5.00
\$2 QNL 2/7			\$90.60
\$2 CTF 7/2/1			\$1437.30
\$1 WN3 6/2/7			\$534.20
Scratches : 9			

3512 W: 000606 13Jul97

Triactor
= 534.20

HASTINGS PARK RACECOURSE

36D05-FC44-9B7B

Race 7 13-Jul-97 14M
NORTHLANDS

\$1 WIN 3	\$36
Race 7: 1, 2, 6, 7 W P S	
Race 8: 2, 6, 7 W	
Race 9: 2, 3, 7 W P	

36 BETS. TOTAL \$36
SAM W: 000618
13Jul97 13:58:00

36D05-FC44-9B7B

== == == == == == == ==

Pick 3
RACES 7-8-9

3rd race - Northlands Park - July 13th, 1997

Post time: 1:52 Race Type: Maiden Claiming

Value of Race: \$4,648

Distance: Six Furlongs

Surface Type: Dirt Track Condition: Fast

Winning Time: 1:12.60

Pgm	Horse Name	Jockey	Win	Place	Show
# 3	Chorus of Angels	Reale. Simard	20.00	9.10	4.10
# 2	Sharp Vision	Christopher Martin		8.70	5.90
# 6	Myesa	Carlos Madeira			3.00

Also ran:

7 - We Need Novacane, 5 - Morning Marker, 4 - Kisty
8 - Twenty One Diamond

Scratched horses: Parlay Blue

Pick 3	4-1-3	353.50
Exactor	3-2	132.90
Quinella	2-3	73.40

9th race - Northlands Park - July 13th, 1997

Post time: 4:32 Race Type: Maiden Claiming

Age Restriction: Three Year Old

Value of Race: \$4,869

Distance: One Mile

Surface Type: Dirt Track Condition: Fast

Winning Time: 1:42.80

Pgm	Horse Name	Jockey	Win	Place	Show
# 7	J J Proctor	Jaime Santos	31.30	14.90	7.00
# 2	Lot o' Joke	Graham Niblett		8.90	3.80
# 1	Cygnas Away	Rick Stevens			5.00

Also ran:

5 - R Berry Boy, 4 - Meikel River, 3 - Count Factor,
8 - I'm Turbo Charged 6 - Breton

Scratched horses: Hello Brother

Pick 3	6-2-7	1068.40
Triactor	7-2-1	1437.30
Quinella	2-7	90.60

Dean has faithfully sent me large packages of his winning races for several years. He has had a consistant profit record that's always been admirable but has been outstanding since he turned to Pace Launcher when it was first released in 1995. His success at Hastings Park in Vancouver is unparalleled.

I only wish we could show more of his winning races in this issue or even do a manual filled with evidence of his success. Unfortunately, now we have to move ever eastward.

Here we are in Chicago. First to Sportsman's:

Our northern Illinois correspondent is Michael. He does not wish to be further identified. When he was trying to help clients he was annoyed by the fact that very few would make the effort to help themselves. They just wanted him to give them selections or ask questions he felt had been fully answered a number of times in my manuals and the Follow Up. So he asked to be Mr. Anonymous.

3

Sportsman's Park

6 Furlongs (1:00.4) ALLOWANCE. Purse \$22,000. 3-year-olds and upward, Illinois registered, conceived and/or foaled which have never won a race other than maiden, claiming or starter. Weights: 3-year-olds, 113 lbs. Older, 122 lbs. Non-winners of a race other than claiming since March 1, allowed 3 lbs. Of such a race since February 1, 5 lbs.

START V
6 FURLONGS
FINISH

1 Grecian Island

Own: Lucchesi Jack
MARQUEZA (75 1 10 9 11) 1996: (75 1 11)

Previously trained by Razo Alphonso
31Dec96-10Haw fsl 6f :221 :461 :581 1:11 3/4 3/4 @Alw 23100N1x
14Dec96-10Haw fsl 12f :231 :463 1:12 1:43 3/4 @Alw 21000N1x
30Nov96-1Haw my 6f :222 :461 :59 1:12 3/4 @Cim c-7500N2L
Claimed from Kekeris James J, Swarengen Tom H Trainer
9Nov96-7Haw fsl 12f :231 :464 1:12 1:43 3/4 @H C & G S1193K
30Oct96-4AP fsl 6f :231 :48 1:00 1:12 3/4 @Md 15000
18Sep96-7AP fsl 6f :231 :48 1:00 1:12 3/4 @Md 15000
6Sep96-4AP fsl 6f :222 :462 1:12 1:18 3/4 @Md Sp WL

WORKOUTS: Mar 11 Haw 3 fsl :38 B 3/11 Feb 25 Sp 4 fsl :50 B 2/11

B. c. 4
Sire: Bob's Dusty (Bold Commander)
Dam: Nivin's Girl (Ward McAllister)
Br: James Kekeris (III)
Tr: Smith Norman H (21 2 5 1 .10) 96: (21 2 .10)

83

Lifetime Record :				\$8,100
1996	7	2	0	0
1995	0	0	0	0
Spt	0	0	0	0
Turf	0	0	0	0
Wet	2	1	0	0
Dist	4	2	1	0

L 117 12.20 74-17 Dreams Do 114 1/2 Auctioneer 115 1/2 Plaid's Honey 114 1/2 No factor 11
L 115 8.50 57-16 Slacker Of Wheat 120 1/2 Beyond Ballistic 115 1/2 Thumbs Son 114 1/2 Outrun 10
L 111 f 1.90 43-17 Grecian Island 111 1/2 Smart Executive 114 1/2 Ask Jake 114 1/2 4 wide, driving 11
113 f 37.90 65-14 Bill's Dusty 114 1/2 Royal Terrorizer 115 1/2 Pappa Lee 113 1/2 Outrun, bled 13
120 f 11.20 81-17 Grecian Island 120 1/2 Derricks Deuces 120 1/2 Priss Grd 1120 1/2 Four wide, driving 11
118 f 30.20 62-17 Clay's Little Looker 118 1/2 Shenadoah City 118 1/2 Quick Majesty 118 1/2 Mild rally 11
118 f 24.50 56-16 Holding Time 118 1/2 Let It Ride 118 1/2 Hesitating Chester 118 1/2 Always outrun 12

2 Hero Within

Own: Chapman & Gordon & Ruchin & Stiegel
LASALA J (90 5 13 16 .06) 1996: (90 5 .06)

18Mar97-7Spt fsl 6f :224 :471 :593 1:13 3/4 @Alw 22000N1x
24Feb97-2Spt fsl 6f :221 :453 :58 1:12 3/4 @Alw 22000N1x
17Feb97-5Spt fsl 6f :221 :46 :58 1:12 3/4 @Alw 22000N1x
21Dec96-8Haw fsl 6f :221 :454 :58 1:11 3/4 @Alw 23100N1x
5Dec96-5Haw my 6f :222 :46 :58 1:12 3/4 @Cim 10000N3L
17Nov96-9Haw my 6f :222 :46 1:12 1:19 3/4 @Cim 7500N3L
4Nov96-7Haw fsl 6f :224 :463 :58 1:12 3/4 @Cim 10000N3L
20Oct96-8Haw fsl 6f :23 :463 1:12 1:13 3/4 @Cim 7500N3L
5Oct96-1AP fsl 6f :224 :463 :59 1:12 @Cim 10000
29Sep96-8AP sf 1 :224 :48 1:13 1:39 3/4 @Alw 18500N1x

WORKOUTS: Mar 12 Sp 4 fsl :54 B 25/30 Feb 25 Sp 4 fsl :54 B 11/25 Jan 30 Sp 4 fsl :38 B 4/13

B. g. 4
Sire: Buckplasher (Buckpasser)
Dam: Decollete (Al Nasr 'Fr)
Br: Irish Acres Farm (III)
Tr: Ahrens Leslie E (20 2 5 6 .10) 96: (20 2 .10)

85

Lifetime Record :				\$38,393
1997	3	0	2	1
1996	20	2	4	1
Spt	8	1	3	1
Turf	2	0	0	0
Wet	5	0	1	0
Dist	16	1	6	1

L 117 b 4.30 79-22 Night Time Gold 117 1/2 Hero Within 117 1/2 Sun Blazer 117 1/2 Lugging in 1/8 8
L 117 b 2.90 85-14 Never Naughty 117 1/2 Hero Within 117 1/2 Taylor's Jazz 117 1/2 Finished well 8
L 117 b 4.10 84-16 Sro's Welcom 117 1/2 Bob's Grt Body 117 1/2 Hero Within 117 1/2 Awkward start 10
L 114 b 11.20 85-10 Nasty Bob 115 1/2 Hero Within 114 1/2 Plaid's Honey 114 1/2 Second best 12
L 115 b 11.00 78-15 Taylor's Jazz 114 1/2 Solid Compliment 115 1/2 Vin Sec 117 1/2 Improved position 11
L 114 b 8.60 78-25 Saucy Serenade 117 1/2 Unie Buns 117 1/2 Northern Moon 117 1/2 Belatedly 12
L 114 b 7.70 77-20 Return To Honor 114 1/2 Solid Compliment 114 1/2 Mikel Wrp 119 1/2 Inside, tired 12
L 114 b 9.20 77-21 Anniversary present 113 1/2 Solid Compliment 115 1/2 Cymn Slough 115 1/2 No rally 11
L 117 b 7.00 80-14 High Hatchet 115 1/2 Return To Honor 119 1/2 Solid Compliment 119 1/2 No rally 7
L 114 b 13.00 55-25 Joleur 116 1/2 Jukebox Junkie 117 1/2 Cinnamon Gardens 116 1/2 Brief wide speed 7

3 Sun Blazer

Own: Lazuka Margaret L
MACIAS G (71 7 6 13 .10) 1996: (71 7 .10)

28Mar97-5Spt fsl 6f :223 :463 :584 1:12 3/4 @Cim 10000N2L
18Mar97-7Spt fsl 6f :224 :471 :593 1:13 3/4 @Alw 22000N1x
7Mar97-9Spt fsl 6f :221 :461 :584 1:12 3/4 @Alw 22000N1x
Previously trained by Vinci Charles J
18Nov96-8Haw fsl 6f :23 :463 1:14 1:22 3/4 @Cim 5000N2L
19Oct96-7Haw fsl 6f :224 :463 1:12 1:19 3/4 @Cim 7500N2L
31Aug96-10AP fm 1 1/4 :233 :473 1:12 1:43 3/4 @Alw 19500N2x
12Aug96-3AP fsl 6f :23 :473 1:00 1:13 3/4 @Cim 10000N2L
26Jly96-9AP fsl 6f :222 :462 1:12 1:19 3/4 @Cim 10000N2L
11Jly96-4AP fsl 6f :221 :454 :59 1:13 3/4 @Alw 20000N2L
30Jun96-4AP fsl 1 :23 :454 1:12 1:40 3/4 @Alw 21000N1x

WORKOUTS: Mar 3 Sp 5 fsl 1:04 B 23/40 Feb 25 Sp 4 fsl :58 B 4/34 Feb 28 Sp 4 fsl :53 B 18/22 Feb 15 Sp 4 fsl :38 B 14/29

B. f. c. 4
Sire: Sun Power (Great Sun)
Dam: Gray Vamp (Elmer L Brown)
Br: Levitch James M (III)
Tr: Lazuka William E (3 0 0 2 .00) 96: (3 0 .00)

80.5

Lifetime Record :				\$33,651
1997	3	0	2	2
1996	17	0	3	3
Spt	10	0	2	4
Turf	1	0	0	0
Wet	1	0	0	0
Dist	18	1	2	4

L 117 b 3.80 77-22 Dennis Callan 119 1/2 Slingshot George 122 1/2 Shackleton 117 1/2 Weakened 10
L 117 b 16.50 85-23 Night Time Gold 117 1/2 Hero Within 117 1/2 Sun Blazer 117 1/2 No rally 8
L 117 b 35.80 79-21 El She 114 1/2 Taylor's Jazz 117 1/2 Sun Blazer 117 1/2 Belated rally 9
L 109 b 17.10 55-27 Northern Moon 117 1/2 Mjor Attitude 114 1/2 Kndll County 114 1/2 Broke outward 12
L 111 b 23.80 64-18 Bob's Great Body 114 1/2 Tuf's Spy Ryder 114 1/2 Catalot 114 1/2 Bobbled break 11
L 112 b 62.40 67-09 Le Concierge 116 1/2 Royal Knave 114 1/2 Collateral 116 1/2 Through early 10
L 113 b 18.50 68-20 Slam Try 112 1/2 Saratoga Type 117 1/2 Western Trip 117 1/2 5 wide bid 7
L 113 b 13.90 62-17 Le Concierge 117 1/2 Where's Frank 113 1/2 Western Trip 117 1/2 Gave way 12
L 113 b 8.90 69-18 Oh So Often 116 1/2 Hello Harry 115 1/2 Sue You Later 115 1/2 Thru early 10
L 113 b 13.30 49-23 Sagezza 116 1/2 Royal Terrorizer 114 1/2 Da Max 116 1/2 Brief speed 9

4 Taylor's Jazz

Own: Anton Peter & Dileglio Anthony
MEIER R (199 26 21 26 .13) 1996: (199 26 .13)

7Mar97-9Spt fsl 6f :221 :461 :584 1:12 3/4 @Alw 22000N1x
24Feb97-2Spt fsl 6f :221 :453 :58 1:12 3/4 @Alw 22000N1x
14Feb97-3Spt fsl 6f :22 :454 :58 1:12 3/4 @Alw 22000N1x
21Dec96-8Haw fsl 6f :221 :454 :58 1:11 3/4 @Alw 23100N1x
5Dec96-5Haw my 6f :222 :46 :58 1:12 3/4 @Cim 10000N3L
9Nov96-10Haw fsl 6f :214 :45 :58 1:12 3/4 @Alw 21000N1x
17Oct96-5Haw my 6f :222 :46 :58 1:12 3/4 @Alw 21000N1x
6Oct96-3AP fsl 6f :223 :46 :58 1:12 3/4 @Alw 17500N1x
11Sep96-8AP sf 1 :222 :453 :58 1:12 3/4 @Alw 21800N3x
19Feb96-7Spt fsl 6f :224 :463 :58 1:11 3/4 @Alw 24000N1x

WORKOUTS: Feb 25 Sp 4 fsl :58 B 7/22

B. h. 5
Sire: Taylor's Falls (In Reality)
Dam: Jazz Burger (Jazz Singer)
Br: Even Norman & Rosemary (III)
Tr: Adwell David J (5 0 1 1 .00) 96: (5 0 .00)

80.1

Lifetime Record :				\$45,365
1997	3	0	1	1
1996	7	1	0	2
Spt	8	1	1	2
Turf	1	0	0	0
Wet	4	1	0	1
Dist	22	3	4	4

117 f 4.60 79-21 El She 114 1/2 Taylor's Jazz 117 1/2 Sun Blazer 117 1/2 Inside, couldn't last 9
117 f 2.50 84-14 Never Naughty 117 1/2 Hero Within 117 1/2 Taylor's Jazz 117 1/2 Couldn't last 8
117 f 9.60 80-12 My Kewpie Doll 114 1/2 Let It Ride 122 1/2 Sally's Hero 117 1/2 Tired 10
114 f 4.00 75-10 Nasty Bob 115 1/2 Hero Within 114 1/2 Plaid's Honey 114 1/2 Tired 12
114 f 6.50 83-15 Taylor's Jazz 114 1/2 Solid Compliment 115 1/2 Vin Sec 117 1/2 Inside, ridden out 11
114 f 6.40 68-09 Win Win Deal 114 1/2 Kenneth 114 1/2 Hello Harry 114 1/2 Tired 12
116 f 1.60 83-12 Appolo Gold 114 1/2 Threedrinks Behind 114 1/2 Taylor's Jazz 114 1/2 Weakened 11
116 f 2.60 81-13 Sue You Later 114 1/2 Never Naughty 114 1/2 Plaid's Honey 114 1/2 Gave way rail 7
116 f 18.10 81-08 Purpleman 116 1/2 Dring David 116 1/2 Worthington Winner 116 1/2 Tight quarters 8
117 f 2.00 86-14 Sparky Sam 117 1/2 Our Chief Prospector 117 1/2 Taylor's Jazz 117 1/2 Faded 6

6 My Kewpi Doll

Own: Beckel Robert & Driscoll Thomas P
GUIDRY M (245 54 46 36 25) 1996: (250 65 25)

Ch. c. 3 (Mar)

Sire: Honeyland (Stop the Music)

Dam: Kewpi Doll (Buckboard)

Br: Beckel Robert & Driscoll Thomas (III)

Tr: Swearingen Tom H (57 13 11 10 23) 96: (57 13 23)

Lifetime Record: 8 1 4 0 \$38,104

1997 2 0 0 0 \$5,720 Turf 0 0 0 0
1996 6 1 3 0 \$32,384 Wet 1 0 1 0 \$10,332
Spt 2 0 1 0 \$5,720 Dist 8 1 4 0 \$38,104

18Mar97-75pt fsl 6f :224 :471 :593 1:13 31 [A]w 22000N1x
14Feb97-95pt fsl 6f :22 :454 :581 1:112 31 [A]w 22000N1x

59 7 8 47 2nd 21 42 Guidry M
69 1 6 43 4 2nd 1st Guidry M

L 114 b *70 77-21 Night Time Gold1174 Hero Within1171 SunBlazer1171 Bid 4 wide, empty 8
L 114 *1.00 87-12 My Kewpi Doll11144 Let It Ride1221 Saily's Hero1171 Drifted out late 10

Disqualified and placed second

26Dec96-6Haw fsl 6f :221 :454 :58 1:111 Alw 22397N1x
Bobbled, bumped start, checked inside, second best

73 2 6 42 3 3 21 Baird ET

L 119 3.10 86-19 Little Big Horn1171 My Kewpi Doll1191 Southern Dreamer1171 6

14Dec96-7Haw fsl 6f :221 :46 :583 1:12 [A]w 21000N1x
20Nov96-6Haw fsl 6f :232 :473 1:00 1:124 [A]w 21000N1x

68 3 4 43 4 21 21 Razo E Jr
47 3 3 1 2 53 67 Guidry M

L 114 *1.30 82-16 Lenny Last1141 My Kewpi Doll11147 Power Stand1141 Inside to lane, missed 11
122 *70 71-21 Looksgood on paper1194 Lenny Last1224 Jump Tune1145 Tired, bled 8

30Oct96-2Haw fsl 6f :22 :461 :59 1:124 [A]w 21000N1x
50Oct96-3AP fsl 6f :224 :462 :591 1:12 [A]w 21000N1x

64 12 10 75 63 4 12 Guidry M
59 6 1 3 3 2 22 Guidry M

119 *1.00 79-22 My Kewpi Doll1191 Lenny Last1191 Iron Storm1191 Driving 12
120 4.30 82-14 Towering Storm1201 My Kewpi Doll1201 Mykm Koney1151 Stalked faded 6

18Sep96-4AP fsl 6f :23 :473 1:00 1:123 [A]w 21000N1x
WORKOUTS: Mar26 Spt 5 fsl 1:03 B 6/32 Mar14 Haw 5 fsl 1:05 B 5/14 Feb3 Spt 5 fsl 1:03 B 12/71

26 1 6 1 1 35 417 Rivera H Jr

120 31.60 64-17 Locker Room1201 Iron Storm1201 Mykm Koney1151 Tired inside 11

7 Yukon Preston

Own: Cristel Barney
BAIRDET (107 5 21 14 05) 1996: (107 5 05)

Ch. g. 4

Sire: Yukon (Northern Dancer)

Dam: It's My Feeling (Architect)

Br: Snowden Hal Jr (III)

Tr: Cristel Mark J (14 2 4 2 .14) 96: (14 2 .14)

Lifetime Record: 15 1 4 5 \$67,659

1996 5 0 2 \$17,970 Turf 0 0 0 0
1995 1 3 3 \$45,689 Wet 3 0 2 1 \$10,983
Spt 2 0 1 \$13,250 Dist 7 0 2 3 \$22,898

26Oct96-8Haw fsl 6f :223 :463 :583 1:104 31 [A]w 21000N1x
24Aug96-7AP fsl 6f :222 :454 :573 1:093 31 [A]w 17500N2L

58 5 2 94 77 65 48 Baird ET
34 9 1 89 912 910 925 Baird ET

L 114 6.70 81-11 Dave Higgins1161 My Kewpi Doll1161 WinWinDel1161 Improved position 11
L 114 34.00 72-07 Canyon Run1114 Markus' Powerplay1144 Rivers Rise1221 Wide throat 9

30Jun96-4AP fsl 1 :22 :454 1:12 1:402 31 [A]w 21000N1x
15Jun96-4AP fsl 1 1/4 :401 :133 1:394 1:524 31 [A]w 21000N1x

50 8 8 819 681 57 59 Guidry M
56 3 2 52 63 613 521 Baird ET

L 114 3.50 57-23 Saggezza1164 Royal Terrorizer1144 Da Max1164 Late wide bid 9
L 114 2.60 58-22 Mallecourt1161 Frenchy Godebeau1161 Bill's Dusty1131 Thru early 12

30May96-7AP fsl 71 :224 :471 1:134 1:273 31 [A]w 20000N2L
6May96-8Spt fsl 1 :233 :481 1:144 1:41 [A]w 25000N2L

63 1 12 110 110 613 31 Guidry M
64 2 5 65 63 21 22 Baird ET

L 114 *1.30 71-23 Hall Of Power1144 Sun Blazer1134 Yukon Preston1144 Full of run wide 12
L 116 *1.00 73-25 Dusty Return1151 Yukon Preston1161 Shock Me Doc1151 Led briefly 9

20Apr96-11Spt fsl 6f :221 :452 :573 1:11 [A]w 23940N1x
29Dec95-7Haw fsl 6f :223 :462 :584 1:121 [A]w 23940N1x

68 5 7 52 64 46 37 Baird ET
56 4 3 65 75 53 34 Baird ET

L 114 20.50 82-12 Royal Tramp1191 Hunk Of Class1141 Yukon Preston1141 Mild bid 10
L 119 5.80 78-19 Sandy's Honey1221 Tomahawk Kid1171 Yukon Preston1191 Mild wide bid 11

15Dec95-9Haw fsl 6f :224 :471 1:00 1:132 [A]w 23940N1x
20Nov95-6Haw fsl 170 :252 :494 1:152 1:46 [A]w 23940N1x

51 4 2 21 53 42 25 Baird ET
64 11 4 32 2nd 12 17 Baird ET

L 122 3.90 70-24 Shomrim's Guard1191 Yukon Preston1221 Tomahawk Kid1191 Came back 9
L 119 1.70 71-18 Yukon Preston1191 Royal Knave1191 Royal Terrorizer1191 Driving, wide 11

WORKOUTS: Mar26 Spt 5 fsl :50 B 2/7 Mar29 Spt 5 fsl 1:02 B 1/10 Mar11 Spt 5 fsl :50 B 1/10 Mar2 Spt 5 fsl :54 B 1/10 Feb26 Spt 5 fsl :37 B 1/24

EQUALIZED LINES

#	NAME	L	DIST	S	1stC	2ndC	3rdC	FnlC	BL1	BL2	BLS	BLF	SR	TV	ADJ	N	T
1	GRECI	3	6.0	D	22.2	46.1	59.0	112.0	5.50	4.00	0.10	0.00	83	17	-1.0	3	
2	HERO	2	6.0	D	22.1	45.3	58.0	111.2	8.75	8.75	4.25	0.75	86	14	-1.0	4	
3	SUN	2	6.0	D	22.4	47.1	59.3	113.0	0.50	2.50	2.00	1.50	78	23	3.5	2	
4	T. JAZ	1	6.0	D	22.1	46.1	58.4	112.1	0.00	0.00	0.00	3.50	79	21	1.5	1	
5	TJAZ2	2	6.0	D	22.1	45.3	58.0	111.2	0.00	0.00	0.00	2.50	84	14	-1.0	1	
6	MYDOL	2	6.0	D	22.0	45.4	58.1	111.2	3.50	4.00	0.10	0.00	87	12	-2.0	2	

SYNTHESIS Composite -- ATM

#	NAME	L	N	T	SR	EPR	LPR	CPR	TT	HE	FW	FX
1	GRECI	3			83	4	3	4	2	2	5	6
2	HERO	2	4		86	6	1	1	1	1	4	4
3	SUN	2	2		78	5	4	5	5	4	6	2
4	T. JAZ	1			79	2	6	5	3	6	2	3
5	TJAZ2	1			84	1	5	3	1	5	1	5
6	MYDOL	2			87	3	2	2	4	3	3	1

LS	RANK
26	3
18	1
31	5
27	4
21	2
18	1

FX	Σ	TS
6	3	4
4	2	1
2	5	6
3	6	5
5	4	3
1	1	2

TPP	R
69.53	-4
69.95	-1
69.35	-6
69.45	-5
69.75	-3
69.86	-2

SYNTHESIS Composite -- ATM

#	NAME	L	N	T	SR	EPR	LPR	CPR	TT	HE	FW	FX
1	GRECI	3			83	3	3	3	2	2	4	5
2	HERO	2	4		86	5	1	1	1	1	3	4
3	SUN	2	2		78	4	4	4	5	4	5	2
4	T. JAZ	1			79	1	5	4	3	5	1	3
5	MYDOL	2			87	2	2	2	4	3	2	1

LS	RANK
22	(2) W
16	1
28	3
22	2
16	1

FX	Σ	TS
5	3	3
4	1	1
2	4	5
3	5	4
1	2	2

TPP	R
69.53	-3 +
69.95	-1
69.35	-5
69.45	-4 O-
69.86	-2

VITAL FACTORS--ATM

SPT 4-1-97 3 6 D

#	NAME	L	TOTAL R	SC R	SCBL	3F R	Ent R	TOT/S R	SPN R
1	GRECI	3	165.0-4	56.3-3(46.4)	4.0	51.6-4(25.3)	92.0-3	92.45-3	92.27-2
2	HERO	2	166.2-1	56.2-4(47.0)	8.8	52.2-1(25.1)	92.8-1	92.80-1	92.67-1
3	SUN	2	164.5-5	56.0-5(47.1)	2.5	51.9-2(25.2)	88.7-4	92.16-5	84.67-4
4	T. JAZ	1	165.4-3	57.4-1(46.0)		50.5-5(26.1)	88.3-5	92.19-4	88.67-3
5	MYDOL	2	166.0-2	56.6-2(46.3)	4.0	51.9-3(25.2)	92.1-2	92.75-2	92.67-1
	HIGH		166.2	57.4 (46.0)		52.2 (25.1)	92.8	92.80	92.7
	LOW		164.5	56.0 (47.1)		50.5 (26.1)	88.3	92.16	84.7
	AVE		165.4	56.5 (46.4)		51.6 (25.3)	90.8	92.47	90.2

* = Wire to Wire

CHAOS FORMULA POWER AND LONGSHOT RATINGS COMPOSITE -- ATM

SPT 4-1-97 3 6 D

#	NAME	L	N	T	SR	POR R	POH-R R	LS/P R	W/W	EP R	TOT/S R	TPP R
1	GRECI	3	3		83	143.47-4	135.04-4	107.81-1	107.81-1	56.30-3	92.45-3	76.37-2
2	HERO	2	4		86	146.03-1	136.23-1	107.48-2	107.48-2	56.21-4	92.80-1	76.39-1
3	SUN	2	2		78	142.79-5	134.33-5	105.20-4	105.20-4	56.01-5	92.16-5	76.35-4
4	T. JAZ	1	1		79	144.87-3	135.06-3	99.65-5	99.65-5	57.37-1	92.19-4	76.36-3
5	MYDOL	2	2		87	145.22-2	136.08-2	106.30-3	106.30-3	56.65-2	92.75-2	76.39-1

BOTTOM LINE -- BETTING LINE

SPT 4-1-97 :

WIN ODDS ONLY

ATM

	BOTTOM LINE	BETTING LINE	
	LS	ODDS	BAL
1 HERO	18.0	5-2	3
2 MYDOL	18.0	5-2	5
3 GRECI	17.6	5-2	7 W
4 T. JAZ	14.0	7-2	6
5 SUN	10.0	5-1	9

This is a straightforward race. He used two lines for T. Jazz, found the last line superior and hid line 2. YUKON, the place horse, hasn't raced since 1996 so he left it out.

What I like about some of these races is that the winner appears 3rd on Bottom Line with a LOW ODDS projection on BETTING LINE. It is my fondest wish that by seeing others win by going beyond the so-called Top 2, you will do it also when the odds dictate. They certainly did in the race.

3rd 6 Furlongs, Open, 3-year-olds and up, (Illinois registered, conceived, and/or 1 purse \$22,000:

Horse (jockey)	PP	St	1/4	1/2	Str.	Fin.	\$to1
Grecian Island (Marquez)	1	6	4-hd	5-2	2-1/2	1-3/4	12.50
Yukon Preston (Balrd)	7	2	2-hd	2-1/2	3-1/2	2-2/4	7.70
My Kewpl Doll (Guidry)	6	4	5-1/2	3-hd	4-2	3-3/4	1.40
Taylor's Jazz (Meier)	4	1	1-1/2	1-1	1-1/2	4-3/4	2.70
Hero Within (Lasala)	2	7	7	7	5-2	5-2	2.80
Sun Blazer (Macias)	3	3	3-1	4-hd	6-3	6-5/2	14.90
Shenadoah City (Valovich)	5	5	6-3	6-1/2	7	7	87.60

Grecian Island 27.00 15.60 6.40 Per. 1-7: \$309.80

Yukon Preston 9.80 4.60

My Kewpl Doll 2.80

Time: 1:12 3/5. \$2 Trifecta (1-7-6) \$1,569.00. Winner owned by: Jack Lucchesi. Trainer: Norman H. Smith.

W \$27.00 3- & 4-year-olds, Maiden 10,000, purse

Now to Arlington Park, Race 9 on the turf.

9

Arlington

1 1/2 MILES, (Turf). (1:472) 65th Running of THE ARLINGTON CLASSIC. Purse \$125,000 guaranteed. Grade II. 3-year-olds. By subscription of \$300 each horse (Early) Friday, March 14, \$400 each horse (Late Nomination) on

**1 Daylight Savings**

Own: Pin Oak Stable

GUIDRY M (227 50 40 24 22) 1997: (735 160 23)

Ch. c. 3 (Apr)
Sire: Sky Classic (Wijinsky II)
Dam: Worthereatsingel (Nashra)
Bri: Pin Oak Stud Inc (Ky)
Tr: Mott William L (-) 97: (300 63 21)

Lifetime Record: 6 2 2 1 \$70,882

1997 6 2 2 1 \$70,882 Turf 3 1 1 0 \$44,122
1996 0 0 0 0 Wet 0 0 0 0
AP 0 0 0 0 Dist 1 1 0 0 \$29,848

5 Jun 97-7CD yf 1 1/2 @ :481 1:122 1:374 1:50 31 Alw 4360N1x 90 6 5 55 35 2nd 12 Sellers SJ L 113 3.40 83-19 Daylight Savings 113 Double Lef 123 Settle Blossom 123 Inside, driving 9
2 May 97-BCD fm 1 1/2 @ :232 :464 1:103 1:404 Crwn Ryl Amr Tff 115k 76 1 0 63 97 99 79 Bailey JD L 114 5.30e 90 - Royal Strand 116 Rob 'n Gin 118 Deputy Commander 115 10
Drifted in start, no factor
6 Apr 97-8Kee fm 1 @ :221 :47 1:122 1:362 Transylvania 71k 88 5 4 54 54 2nd 2nd Santos JA 114 2.20 86-14 Near The Bank 118 Daylight Savings 114 Song For James 113 6
Leaned in, exchanged bumps wire, outfinished
15 May 97-1GP gd 1 1/2 @ :474 1:123 1:382 1:514 Alw 3200N1x 78 5 4 41 43 34 36 Bailey JD 120 *1.00 71-21 Statesmanship 117 Crson Jet 117 Daylight Savings 120 Belated bid 4 path 5
15 Feb 97-7GP fst 1 1/2 @ :403 1:123 1:374 1:519 Md Sp Wl 79 3 5 63 64 33 34 Bailey JD 120 *1.00 79-22 Daylight Savings 120 T V King 120 Royal Albert Hall 120 Driving 4 path 12
25 Jan 97-1GP fst 71 :224 :451 1:103 1:234 Md Sp Wl 81 1 4 52 53 44 23 Bailey JD 120 10.10 82-17 Powerful Goer 120 Daylight Savings 120 Dynamite Fish 120 Rallied wide 6
WORKOUTS: Jun 21 CD 5f 1:41 H 1/2 Jun 15 CD 4f 1:50 H 1/2 Jun 31 CD 7f 1:28 H 2/4 May 24 CD 4f 1:41 H 1/4 May 18 CD 5f 1:41 H 1/2 May 12 CD 4f 1:41 H 1/2 May 6 CD 4f 1:41 H 1/2

2 Greed Is Good

Own: Siegel Jan & Mace & Samantha

MARTINEZ W (-) 1997: (307 140 10)

Ch. b. col. g. 3 (Apr)
Sire: Unbridled (Fappiano)
Dam: Gold 'n Desire (Gold and Myrrh)
Bri: Troncone Richard & Jean (Ky)
Tr: Bradshaw Randy (1 1 0 0 1.00) 97: (150 29 19)

Lifetime Record: 9 3 2 0 \$179,888

1997 6 2 1 0 \$154,018 Turf 5 2 1 0 \$128,618
1996 3 1 1 0 \$25,870 Wet 2 1 1 0 \$51,270
AP 0 0 0 0 Dist 2 1 1 0 \$109,068

31 May 97-9CD yf 1 1/2 @ :483 1:124 1:377 1:492 Jefferson Cup 111k 98 4 1 11 11 11 Martinez W L 115 3.60 86-14 Greed Is Good 115 Roy Strnd 122 Crimon Classic 117 Well rated, driving 5
10 May 97-8Hol fm 1 @ :224 :453 1:093 1:34 Will Rogers H-G3 90 9 4 31 32 23 64 Black C A LB 119 13.60 87-15 Brave Act 117 P. T. Indy 118 Without Doubt 118 Stalked, bid, weakened 12
19 Apr 97-7Gd gd 1 1/2 @ :462 1:123 1:352 1:522 Cal Derby-G3 92 1 3 34 34 14 21 Black C A LB 110 3.40 74-24 I'm A Jewel 118 Greed Is Good 118 Oakhurst 118 Game try 9
28 Feb 97-7SA fm 1 @ :23 :462 1:094 1:34 Pirate Cove 71k 89 1 1 11 14 14 54 Douglas R R LB 121 6.50e 88-08 P. T. Indy 118 Latin Dancer 118 King Of Swing 118 Inside, bumped 1/8 10
2 Feb 97-SSA fst 1 1/2 @ :222 :451 1:092 1:429 Santa Catalina 105k 54 0 4 43 74 81 82 Nakatani C S LB 115 8.20 65-09 Hello 120 Bagshot 118 Carmen's Baby 120 Wide into lane 8
2 Jan 97-SSA wf 1 @ :222 :452 1:103 1:371 Hill Rise H71k 95 2 1 12 11 11 11 Douglas R R LB 116 3.10 84-17 Greed Is Good 116 Flying With Eagles 117 Email 118 Gamely 8
Run in divisions
22 Dec 96-10Hol gd 1 @ :231 :471 1:114 1:371 Md Sp Wl 85 5 1 21 2nd 12 13 Nakatani C S LB 118 2.20 77-24 Greed Is Good 118 Benji 118 Eurolink Excaliber 118
Jumped shadow 5 1/2; strong handling
30 Nov 96-3CD shy 61 :214 :464 :593 1:124 Md Sp Wl 73 10 1 11 11 21 Valdivia J Jr 122 5.70 78-16 Red Leader 122 Greed Is Good 122 Lakestar 122 Could not last 12
Previously trained by Divine Don
14 Apr 96-2Kee fst 43f :232 :47 :531 Md Sp Wl - 4 7 107 87 75 Peck B D 118 *1.90e 89-11 Nobel Talent 118 Classic View 118 This nearly was mine 118 No factor 12
WORKOUTS: Jun 19 CD 5f 1:41 H 1/2 Jun 13 CD 4f 1:50 H 1/2 May 24 CD 4f 1:41 H 1/2 May 21 CD 5f 1:41 H 1/2 May 15 CD 5f 1:41 H 1/2 May 9 CD 5f 1:41 H 1/2 May 3 CD 5f 1:41 H 1/2

3 G. W.'s Band

Own: Warren Glen

TROSCLAIR A J (-) 1997: (364 34 80)

Ch. b. col. c. 3 (Mar)
Sire: Dizaleand Band (Northern Dancer)
Dam: Meadow Mist (Irish River Fr)
Bri: Karpick Stables (Va)
Tr: Kappie Andrew Jr (-) 97: (68 14 20)

Lifetime Record: 12 3 3 4 \$80,840

1997 8 3 2 1 \$69,340 Turf 2 1 0 0 \$23,580
1996 4 M 1 3 \$11,500 Wet 2 0 2 0 \$11,600
AP 0 0 0 0 Dist 0 0 0 0

31 May 97-9LS fm 1 @ :222 :452 1:09 1:339 Texas TFCling 100k 85 6 4 35 33 23 43 Troscclair A J L 115 6.30 - Capote's Prospect 113 Mr. Gumbo 115 Letterhead 114 Empty drive 12
18 May 97-8LS fst 1 @ :234 :463 1:103 1:36 Alw 2470N2y 94 5 1 11 14 15 13 Troscclair A J L 116 3.60 - G. W.'s Band 116 Letterhead 115 Toll Booth Willie 114 Clear, ridden out 8
18 Apr 97-8LS fst 61f :22 :434 1:084 1:15 Alw 2400N3L 84 3 9 81 33 23 23 Troscclair A J L 120 2.50 - Capote's Prospect 113 Dry Splendor 117 G. W.'s Band 114 Middle move, hung 10
29 Mar 97-11FG shy 1 @ :24 :471 1:121 1:382 Alw 3000Nc 84 6 7 55 56 34 22 Troscclair A J L 115 5.10 88-17 Mr. Gumbo 115 G. W.'s Band 115 Gray Splendor 115 Outside, too late 10
10 May 97-4FG fm 1 @ :242 :58 1:163 1:413 Alw 2300N2L 70 7 9 84 64 12 12 Troscclair A J L 119 5.30 73-26 G. W.'s Band 116 Solar Coaster 119 Knightly Alarm 119 Bid 1/8, drew clear 12
21 Feb 97-4FG gd 61f :222 :46 :58 1:104 Md Sp Wl 83 7 3 63 41 2nd 11 Troscclair A J L 119 6.20 90-13 G. W.'s Band 119 Contretime 119 Deal An Ace 119 4-wd run, bid, clear 10
3 Feb 97-9FG fst 1 1/2 @ :242 :48 1:122 1:422 BFG Sales Dby 58k 50 5 1 31 44 10 53 Ardoin R L 115 b 9.10 66-11 Blushing K. D. 119 Litvak 119 Tricky 119 Gave way six furlongs 7
9 Jan 97-6FG fst 61f :222 :462 :581 1:104 Md Sp Wl 80 6 6 21 21 22 25 Bourque C C L 119 b 3.80 85-15 Sky Pro 119 G. W.'s Band 119 Steak Scam 119 Bid, rail, held place 11
30 Dec 96-6FG shy 61f :222 :48 :593 1:123 Md Sp Wl 76 6 2 64 54 34 25 Troscclair A J L 119 b 5.00 75-25 Wild Rush 119 G. W.'s Band 119 Crypto Star 119 Game close 11
15 Dec 96-9FG fst 61f :214 :452 :581 1:112 BFG Grnds Fly 50k 64 1 6 7nd 2nd 14 35 Guillory D L 115 b 8.50e 81-16 Tricky 119 Litvak 119 G. W.'s Band 115 Alternated, faded 9
WORKOUTS: Jun 20 Ld 7f 1:27 H 1/2 May 27 LS 4f 1:41 H 1/2 May 15 LS 5f 1:41 H 1/2 May 9 LS 5f 1:41 H 1/2 Apr 13 LS 5f 1:41 H 1/2

4 Brave Act (GB)

Own: Craig Sidney H

SIBILLE R (131 12 12 21 89) 1997: (307 25 80)

B. c. 3 (Apr)
Sire: Persian Bold Fire (Bold Lad Fire)
Dam: Circus Act GB (Shirley Heights GB)
Bri: Side Hill Stud & Floors Farming (GB)
Tr: McAnally Ronald (-) 97: (194 23 12)

Lifetime Record: 7 4 1 1 \$127,912

1997 3 1 0 1 \$81,756 Turf 6 4 1 1 \$127,912
1996 4 3 1 0 \$46,156 Wet 0 0 0 0
AP 0 0 0 0 Dist 1 0 0 1 \$13,236

31 May 97-8Hol fm 1 1/2 @ :48 1:121 1:36 1:482+ Cinema H-G3 92 6 4 42 64 54 31 McCarron C J LB 120 *1.10 79-16 Worldly Ways 115 P. T. Indy 118 Brave Act 120 Rank early, blown foes 9
10 May 97-8Hol fm 1 @ :224 :453 1:093 1:34 Will Rogers H-G3 103 12 9 97 74 11 11 McCarron C J LB 117 4.20 93-15 Brave Act 117 P. T. Indy 118 Without Doubt 118 Wide trip, gamely 12
12 Apr 97-9OP fst 1 1/2 @ :461 1:102 1:363 1:491 Ark Derby-G2 85 6 10 116 1115 1014 814 Borel C H L 122 22.80 76-18 Crypto Star 122 Phantom On Tour 122 Pacific County 122 Broke in air 11
Previously trained by Sir Mark Prescott
30 Aug 96-5 Sandown (GB) gd 7f @RH 1:30 Solaro Stakes-G3 1m Duffield G 123 4.50 Brave Act 123 Falkenham 123 Air Express 123 Led after 1f, dueled final furlong, all out. Hello 4th
1 Aug 96-5 Doncaster (GB) gd 7f @Str 1:29 Dnsr Stallholders Cndts Stk 21f Duffield G 131 1.50 Papua 126 Brave Act 131 Foot Battalion 126 Well placed in 3rd, brief bid 1-1/2 out, evenly late
11 July 96-5 Redcar (GB) gd 7f @Str 1:263 Whitby Conditions Stakes 11f Duffield G 127 *35 Brave Act 127 Techyd-Da 120 Tracked in 3rd, led 1f out, driving 3rd, Pandiculation, broke down
4 July 96-5 Ayr (GB) yf 7f @LH 1:33 EBF Ochilree Maiden Stakes 14 Duffield G 126 1.35 Brave Act 126 Musheer 126 Brave Montgomerie 126 Raced greenly in 4th, rallied to lead over 1f out, drew clear
Maiden 8300
WORKOUTS: Jun 25 Hol 5f 1:53 H 4/7 Jun 20 Hol 6f 1:13 H 3/11 Jun 15 Hol 5f 1:42 H 2/4 Jun 8 Hol 4f 1:43 H 2/27 May 25 Hol 5f 1:43 H 1/2 May 18 Hol 4f 1:43 H 1/2 May 12 Hol 4f 1:43 H 1/2

5 Outside the War

Own: Henry Jack B & Patricia R J

FIRES E (36 8 6 4) 1987: (204 28 10)

13Jun87-8AP fm 1 1/4 @ :224 :404 1:12 1:443 Handicap 30K
 10May87-8CD fm 1 1/4 @ :223 :474 1:12 1:414 Alw 5900nc
 17Apr87-8OP fm 1 1/4 @ :223 :47 1:12 1:46 Alw 2500Nix
 27Mar87-7OP fm 1 1/4 @ :224 :463 1:12 1:44 M4 Sp Wt
 10Apr87-8OP fm 1 1/4 @ :224 :454 1:12 1:44 M4 Sp Wt
 21Feb87-10P gd 1 1/4 @ :224 :474 1:12 1:47 M4 Sp Wt
 27Feb87-9OP fm 1 1/4 @ :224 :474 1:12 1:44 M4 Sp Wt
 Got out h/town, headed bid
 10Apr87-8AP fm 1 1/4 @ :224 :454 1:12 1:44 M4 Sp Wt

Ch. c. 3 (Mar)
 Sire: Lord Al Wap (General Fr)
 Dam: War Mangle (Grey Dawn II Fr)
 Br: Southern Farm Inc (Ky)
 Tr: Pryor Thomas (16 0 3 1) 97: (87 5 10)

Lifetime Record: 0 2 1 0 \$36,992									
1997	7	2	1	0	\$36,452	Turf	2	0	1
1996	1	0	0	0	\$5,000	Wet	1	0	0
AP	1	0	1	0	\$5,600	Dist	0	0	0

WORKOUTS: 6Jun87 AP M 1/4 :35.2 B 1/2 :1:01 Jun11 AP M 1/4 :37.0 B 1/2 :1:02 Jun15 AP M 1/4 :38.2 B 1/2 :1:03 Jun19 AP M 1/4 :39.4 B 1/2 :1:04 Jun23 AP M 1/4 :40.6 B 1/2 :1:05 Jun27 AP M 1/4 :41.8 B 1/2 :1:06 Jun31 AP M 1/4 :43.0 B 1/2 :1:07 Jul4 AP M 1/4 :44.2 B 1/2 :1:08 Jul8 AP M 1/4 :45.4 B 1/2 :1:09 Jul12 AP M 1/4 :46.6 B 1/2 :1:10 Jul16 AP M 1/4 :47.8 B 1/2 :1:11 Jul20 AP M 1/4 :49.0 B 1/2 :1:12 Jul24 AP M 1/4 :50.2 B 1/2 :1:13 Jul28 AP M 1/4 :51.4 B 1/2 :1:14 Aug1 AP M 1/4 :52.6 B 1/2 :1:15 Aug5 AP M 1/4 :53.8 B 1/2 :1:16 Aug9 AP M 1/4 :55.0 B 1/2 :1:17 Aug13 AP M 1/4 :56.2 B 1/2 :1:18 Aug17 AP M 1/4 :57.4 B 1/2 :1:19 Aug21 AP M 1/4 :58.6 B 1/2 :1:20 Aug25 AP M 1/4 :59.8 B 1/2 :1:21 Aug29 AP M 1/4 :61.0 B 1/2 :1:22 Sep2 AP M 1/4 :62.2 B 1/2 :1:23 Sep6 AP M 1/4 :63.4 B 1/2 :1:24 Sep10 AP M 1/4 :64.6 B 1/2 :1:25 Sep14 AP M 1/4 :65.8 B 1/2 :1:26 Sep18 AP M 1/4 :67.0 B 1/2 :1:27 Sep22 AP M 1/4 :68.2 B 1/2 :1:28 Sep26 AP M 1/4 :69.4 B 1/2 :1:29 Oct3 AP M 1/4 :70.6 B 1/2 :1:30 Oct7 AP M 1/4 :71.8 B 1/2 :1:31 Oct11 AP M 1/4 :73.0 B 1/2 :1:32 Oct15 AP M 1/4 :74.2 B 1/2 :1:33 Oct19 AP M 1/4 :75.4 B 1/2 :1:34 Oct23 AP M 1/4 :76.6 B 1/2 :1:35 Oct27 AP M 1/4 :77.8 B 1/2 :1:36 Nov3 AP M 1/4 :79.0 B 1/2 :1:37 Nov7 AP M 1/4 :80.2 B 1/2 :1:38 Nov11 AP M 1/4 :81.4 B 1/2 :1:39 Nov15 AP M 1/4 :82.6 B 1/2 :1:40 Nov19 AP M 1/4 :83.8 B 1/2 :1:41 Nov23 AP M 1/4 :85.0 B 1/2 :1:42 Nov27 AP M 1/4 :86.2 B 1/2 :1:43 Dec1 AP M 1/4 :87.4 B 1/2 :1:44 Dec5 AP M 1/4 :88.6 B 1/2 :1:45 Dec9 AP M 1/4 :89.8 B 1/2 :1:46 Dec13 AP M 1/4 :91.0 B 1/2 :1:47 Dec17 AP M 1/4 :92.2 B 1/2 :1:48 Dec21 AP M 1/4 :93.4 B 1/2 :1:49 Dec25 AP M 1/4 :94.6 B 1/2 :1:50 Dec29 AP M 1/4 :95.8 B 1/2 :1:51 Jan2 AP M 1/4 :97.0 B 1/2 :1:52 Jan6 AP M 1/4 :98.2 B 1/2 :1:53 Jan10 AP M 1/4 :99.4 B 1/2 :1:54 Jan14 AP M 1/4 :100.6 B 1/2 :1:55 Jan18 AP M 1/4 :101.8 B 1/2 :1:56 Jan22 AP M 1/4 :103.0 B 1/2 :1:57 Jan26 AP M 1/4 :104.2 B 1/2 :1:58 Jan30 AP M 1/4 :105.4 B 1/2 :1:59 Feb3 AP M 1/4 :106.6 B 1/2 :1:60 Feb7 AP M 1/4 :107.8 B 1/2 :1:61 Feb11 AP M 1/4 :109.0 B 1/2 :1:62 Feb15 AP M 1/4 :110.2 B 1/2 :1:63 Feb19 AP M 1/4 :111.4 B 1/2 :1:64 Feb23 AP M 1/4 :112.6 B 1/2 :1:65 Feb27 AP M 1/4 :113.8 B 1/2 :1:66 Mar3 AP M 1/4 :115.0 B 1/2 :1:67 Mar7 AP M 1/4 :116.2 B 1/2 :1:68 Mar11 AP M 1/4 :117.4 B 1/2 :1:69 Mar15 AP M 1/4 :118.6 B 1/2 :1:70 Mar19 AP M 1/4 :119.8 B 1/2 :1:71 Mar23 AP M 1/4 :121.0 B 1/2 :1:72 Mar27 AP M 1/4 :122.2 B 1/2 :1:73 Mar31 AP M 1/4 :123.4 B 1/2 :1:74 Apr4 AP M 1/4 :124.6 B 1/2 :1:75 Apr8 AP M 1/4 :125.8 B 1/2 :1:76 Apr12 AP M 1/4 :127.0 B 1/2 :1:77 Apr16 AP M 1/4 :128.2 B 1/2 :1:78 Apr20 AP M 1/4 :129.4 B 1/2 :1:79 Apr24 AP M 1/4 :130.6 B 1/2 :1:80 Apr28 AP M 1/4 :131.8 B 1/2 :1:81 May2 AP M 1/4 :133.0 B 1/2 :1:82 May6 AP M 1/4 :134.2 B 1/2 :1:83 May10 AP M 1/4 :135.4 B 1/2 :1:84 May14 AP M 1/4 :136.6 B 1/2 :1:85 May18 AP M 1/4 :137.8 B 1/2 :1:86 May22 AP M 1/4 :139.0 B 1/2 :1:87 May26 AP M 1/4 :140.2 B 1/2 :1:88 May30 AP M 1/4 :141.4 B 1/2 :1:89 Jun3 AP M 1/4 :142.6 B 1/2 :1:90 Jun7 AP M 1/4 :143.8 B 1/2 :1:91 Jun11 AP M 1/4 :145.0 B 1/2 :1:92 Jun15 AP M 1/4 :146.2 B 1/2 :1:93 Jun19 AP M 1/4 :147.4 B 1/2 :1:94 Jun23 AP M 1/4 :148.6 B 1/2 :1:95 Jun27 AP M 1/4 :149.8 B 1/2 :1:96 Jul1 AP M 1/4 :151.0 B 1/2 :1:97 Jul5 AP M 1/4 :152.2 B 1/2 :1:98 Jul9 AP M 1/4 :153.4 B 1/2 :1:99 Jul13 AP M 1/4 :154.6 B 1/2 :1:100 Jul17 AP M 1/4 :155.8 B 1/2 :1:101 Jul21 AP M 1/4 :157.0 B 1/2 :1:102 Jul25 AP M 1/4 :158.2 B 1/2 :1:103 Jul29 AP M 1/4 :159.4 B 1/2 :1:104 Aug2 AP M 1/4 :160.6 B 1/2 :1:105 Aug6 AP M 1/4 :161.8 B 1/2 :1:106 Aug10 AP M 1/4 :163.0 B 1/2 :1:107 Aug14 AP M 1/4 :164.2 B 1/2 :1:108 Aug18 AP M 1/4 :165.4 B 1/2 :1:109 Aug22 AP M 1/4 :166.6 B 1/2 :1:110 Aug26 AP M 1/4 :167.8 B 1/2 :1:111 Aug30 AP M 1/4 :169.0 B 1/2 :1:112 Sep3 AP M 1/4 :170.2 B 1/2 :1:113 Sep7 AP M 1/4 :171.4 B 1/2 :1:114 Sep11 AP M 1/4 :172.6 B 1/2 :1:115 Sep15 AP M 1/4 :173.8 B 1/2 :1:116 Sep19 AP M 1/4 :175.0 B 1/2 :1:117 Sep23 AP M 1/4 :176.2 B 1/2 :1:118 Sep27 AP M 1/4 :177.4 B 1/2 :1:119 Oct1 AP M 1/4 :178.6 B 1/2 :1:120 Oct5 AP M 1/4 :179.8 B 1/2 :1:121 Oct9 AP M 1/4 :181.0 B 1/2 :1:122 Oct13 AP M 1/4 :182.2 B 1/2 :1:123 Oct17 AP M 1/4 :183.4 B 1/2 :1:124 Oct21 AP M 1/4 :184.6 B 1/2 :1:125 Oct25 AP M 1/4 :185.8 B 1/2 :1:126 Oct29 AP M 1/4 :187.0 B 1/2 :1:127 Nov2 AP M 1/4 :188.2 B 1/2 :1:128 Nov6 AP M 1/4 :189.4 B 1/2 :1:129 Nov10 AP M 1/4 :190.6 B 1/2 :1:130 Nov14 AP M 1/4 :191.8 B 1/2 :1:131 Nov18 AP M 1/4 :193.0 B 1/2 :1:132 Nov22 AP M 1/4 :194.2 B 1/2 :1:133 Nov26 AP M 1/4 :195.4 B 1/2 :1:134 Nov30 AP M 1/4 :196.6 B 1/2 :1:135 Dec4 AP M 1/4 :197.8 B 1/2 :1:136 Dec8 AP M 1/4 :199.0 B 1/2 :1:137 Dec12 AP M 1/4 :200.2 B 1/2 :1:138 Dec16 AP M 1/4 :201.4 B 1/2 :1:139 Dec20 AP M 1/4 :202.6 B 1/2 :1:140 Dec24 AP M 1/4 :203.8 B 1/2 :1:141 Dec28 AP M 1/4 :205.0 B 1/2 :1:142 Jan1 AP M 1/4 :206.2 B 1/2 :1:143 Jan5 AP M 1/4 :207.4 B 1/2 :1:144 Jan9 AP M 1/4 :208.6 B 1/2 :1:145 Jan13 AP M 1/4 :209.8 B 1/2 :1:146 Jan17 AP M 1/4 :211.0 B 1/2 :1:147 Jan21 AP M 1/4 :212.2 B 1/2 :1:148 Jan25 AP M 1/4 :213.4 B 1/2 :1:149 Jan29 AP M 1/4 :214.6 B 1/2 :1:150 Feb2 AP M 1/4 :215.8 B 1/2 :1:151 Feb6 AP M 1/4 :217.0 B 1/2 :1:152 Feb10 AP M 1/4 :218.2 B 1/2 :1:153 Feb14 AP M 1/4 :219.4 B 1/2 :1:154 Feb18 AP M 1/4 :220.6 B 1/2 :1:155 Feb22 AP M 1/4 :221.8 B 1/2 :1:156 Feb26 AP M 1/4 :223.0 B 1/2 :1:157 Feb29 AP M 1/4 :224.2 B 1/2 :1:158 Mar3 AP M 1/4 :225.4 B 1/2 :1:159 Mar7 AP M 1/4 :226.6 B 1/2 :1:160 Mar11 AP M 1/4 :227.8 B 1/2 :1:161 Mar15 AP M 1/4 :229.0 B 1/2 :1:162 Mar19 AP M 1/4 :230.2 B 1/2 :1:163 Mar23 AP M 1/4 :231.4 B 1/2 :1:164 Mar27 AP M 1/4 :232.6 B 1/2 :1:165 Mar31 AP M 1/4 :233.8 B 1/2 :1:166 Apr4 AP M 1/4 :235.0 B 1/2 :1:167 Apr8 AP M 1/4 :236.2 B 1/2 :1:168 Apr12 AP M 1/4 :237.4 B 1/2 :1:169 Apr16 AP M 1/4 :238.6 B 1/2 :1:170 Apr20 AP M 1/4 :239.8 B 1/2 :1:171 Apr24 AP M 1/4 :241.0 B 1/2 :1:172 Apr28 AP M 1/4 :242.2 B 1/2 :1:173 May2 AP M 1/4 :243.4 B 1/2 :1:174 May6 AP M 1/4 :244.6 B 1/2 :1:175 May10 AP M 1/4 :245.8 B 1/2 :1:176 May14 AP M 1/4 :247.0 B 1/2 :1:177 May18 AP M 1/4 :248.2 B 1/2 :1:178 May22 AP M 1/4 :249.4 B 1/2 :1:179 May26 AP M 1/4 :250.6 B 1/2 :1:180 May30 AP M 1/4 :251.8 B 1/2 :1:181 Jun3 AP M 1/4 :253.0 B 1/2 :1:182 Jun7 AP M 1/4 :254.2 B 1/2 :1:183 Jun11 AP M 1/4 :255.4 B 1/2 :1:184 Jun15 AP M 1/4 :256.6 B 1/2 :1:185 Jun19 AP M 1/4 :257.8 B 1/2 :1:186 Jun23 AP M 1/4 :259.0 B 1/2 :1:187 Jun27 AP M 1/4 :260.2 B 1/2 :1:188 Jul1 AP M 1/4 :261.4 B 1/2 :1:189 Jul5 AP M 1/4 :262.6 B 1/2 :1:190 Jul9 AP M 1/4 :263.8 B 1/2 :1:191 Jul13 AP M 1/4 :265.0 B 1/2 :1:192 Jul17 AP M 1/4 :266.2 B 1/2 :1:193 Jul21 AP M 1/4 :267.4 B 1/2 :1:194 Jul25 AP M 1/4 :268.6 B 1/2 :1:195 Jul29 AP M 1/4 :269.8 B 1/2 :1:196 Aug2 AP M 1/4 :271.0 B 1/2 :1:197 Aug6 AP M 1/4 :272.2 B 1/2 :1:198 Aug10 AP M 1/4 :273.4 B 1/2 :1:199 Aug14 AP M 1/4 :274.6 B 1/2 :1:200 Aug18 AP M 1/4 :275.8 B 1/2 :1:201 Aug22 AP M 1/4 :277.0 B 1/2 :1:202 Aug26 AP M 1/4 :278.2 B 1/2 :1:203 Aug30 AP M 1/4 :279.4 B 1/2 :1:204 Sep3 AP M 1/4 :280.6 B 1/2 :1:205 Sep7 AP M 1/4 :281.8 B 1/2 :1:206 Sep11 AP M 1/4 :283.0 B 1/2 :1:207 Sep15 AP M 1/4 :284.2 B 1/2 :1:208 Sep19 AP M 1/4 :285.4 B 1/2 :1:209 Sep23 AP M 1/4 :286.6 B 1/2 :1:210 Sep27 AP M 1/4 :287.8 B 1/2 :1:211 Oct1 AP M 1/4 :289.0 B 1/2 :1:212 Oct5 AP M 1/4 :290.2 B 1/2 :1:213 Oct9 AP M 1/4 :291.4 B 1/2 :1:214 Oct13 AP M 1/4 :292.6 B 1/2 :1:215 Oct17 AP M 1/4 :293.8 B 1/2 :1:216 Oct21 AP M 1/4 :295.0 B 1/2 :1:217 Oct25 AP M 1/4 :296.2 B 1/2 :1:218 Oct29 AP M 1/4 :297.4 B 1/2 :1:219 Nov2 AP M 1/4 :298.6 B 1/2 :1:220 Nov6 AP M 1/4 :299.8 B 1/2 :1:221 Nov10 AP M 1/4 :301.0 B 1/2 :1:222 Nov14 AP M 1/4 :302.2 B 1/2 :1:223 Nov18 AP M 1/4 :303.4 B 1/2 :1:224 Nov22 AP M 1/4 :304.6 B 1/2 :1:225 Nov26 AP M 1/4 :305.8 B 1/2 :1:226 Nov30 AP M 1/4 :307.0 B 1/2 :1:227 Dec4 AP M 1/4 :308.2 B 1/2 :1:228 Dec8 AP M 1/4 :309.4 B 1/2 :1:229 Dec12 AP M 1/4 :310.6 B 1/2 :1:230 Dec16 AP M 1/4 :311.8 B 1/2 :1:231 Dec20 AP M 1/4 :313.0 B 1/2 :1:232 Dec24 AP M 1/4 :314.2 B 1/2 :1:233 Dec28 AP M 1/4 :315.4 B 1/2 :1:234 Jan1 AP M 1/4 :316.6 B 1/2 :1:235 Jan5 AP M 1/4 :317.8 B 1/2 :1:236 Jan9 AP M 1/4 :319.0 B 1/2 :1:237 Jan13 AP M 1/4 :320.2 B 1/2 :1:238 Jan17 AP M 1/4 :321.4 B 1/2 :1:239 Jan21 AP M 1/4 :322.6 B 1/2 :1:240 Jan25 AP M 1/4 :323.8 B 1/2 :1:241 Jan29 AP M 1/4 :325.0 B 1/2 :1:242 Feb2 AP M 1/4 :326.2 B 1/2 :1:243 Feb6 AP M 1/4 :327.4 B 1/2 :1:244 Feb10 AP M 1/4 :328.6 B 1/2 :1:245 Feb14 AP M 1/4 :329.8 B 1/2 :1:246 Feb18 AP M 1/4 :331.0 B 1/2 :1:247 Feb22 AP M 1/4 :332.2 B 1/2 :1:248 Feb26 AP M 1/4 :333.4 B 1/2 :1:249 Feb29 AP M 1/4 :334.6 B 1/2 :1:250 Mar3 AP M 1/4 :335.8 B 1/2 :1:251 Mar7 AP M 1/4 :337.0 B 1/2 :1:252 Mar11 AP M 1/4 :338.2 B 1/2 :1:253 Mar15 AP M 1/4 :339.4 B 1/2 :1:254 Mar19 AP M 1/4 :340.6 B 1/2 :1:255 Mar23 AP M 1/4 :341.8 B 1/2 :1:256 Mar27 AP M 1/4 :343.0 B 1/2 :1:257 Mar31 AP M 1/4 :344.2 B 1/2 :1:258 Apr4 AP M 1/4 :345.4 B 1/2 :1:259 Apr8 AP M 1/4 :346.6 B 1/2 :1:260 Apr12 AP M 1/4 :347.8 B 1/2 :1:261 Apr16 AP M 1/4 :349.0 B 1/2 :1:262 Apr20 AP M 1/4 :350.2 B 1/2 :1:263 Apr24 AP M 1/4 :351.4 B 1/2 :1:264 Apr28 AP M 1/4 :352.6 B 1/2 :1:265 May2 AP M 1/4 :353.8 B 1/2 :1:266 May6 AP M 1/4 :355.0 B 1/2 :1:267 May10 AP M 1/4 :356.2 B 1/2 :1:268 May14 AP M 1/4 :357.4 B 1/2 :1:269 May18 AP M 1/4 :358.6 B 1/2 :1:270 May22 AP M 1/4 :359.8 B 1/2 :1:271 May26 AP M 1/4 :361.0 B 1/2 :1:272 May30 AP M 1/4 :362.2 B 1/2 :1:273 Jun3 AP M 1/4 :363.4 B 1/2 :1:274 Jun7 AP M 1/4 :364.6 B 1/2 :1:275 Jun11 AP M 1/4 :365.8 B 1/2 :1:276 Jun15 AP M 1/4 :367.0 B 1/2 :1:277 Jun19 AP M 1/4 :368.2 B 1/2 :1:278 Jun23 AP M 1/4 :369.4 B 1/2 :1:279 Jun27 AP M 1/4 :370.6 B 1/2 :1:280 Jul1 AP M 1/4 :371.8 B 1/2 :1:281 Jul5 AP M 1/4 :373.0 B 1/2 :1:282 Jul9 AP M 1/4 :374.2 B 1/2 :1:283 Jul13 AP M 1/4 :375.4 B 1/2 :1:284 Jul17 AP M 1/4 :376.6 B 1/2 :1:285 Jul21 AP M 1/4 :377.8 B 1/2 :1:286 Jul25 AP M 1/4 :379.0 B 1/2 :1:287 Jul29 AP M 1/4 :380.2 B 1/2 :1:288 Aug2 AP M 1/4 :381.4 B 1/2 :1:289 Aug6 AP M 1/4 :382.6 B 1/2 :1:290 Aug10 AP M 1/4 :383.8 B 1/2 :1:291 Aug14 AP M 1/4 :385.0 B 1/2 :1:292 Aug18 AP M 1/4 :386.2 B 1/2 :1:293 Aug22 AP M 1/4 :387.4 B 1/2 :1:294 Aug26 AP M 1/4 :388.6 B 1/2 :1:295 Aug30 AP M 1/4 :389.8 B 1/2 :1:296 Sep3 AP M 1/4 :391.0 B 1/2 :1:297 Sep7 AP M 1/4 :392.2 B 1/2 :1:298 Sep11 AP M 1/4 :393.4 B 1/2 :1:299 Sep15 AP M 1/4 :394.6 B 1/2 :1:300 Sep19 AP M 1/4 :395.8 B 1/2 :1:301 Sep23 AP M 1/4 :397.0 B 1/2 :1:302 Sep27 AP M 1/4 :398.2 B 1/2 :1:303 Oct1 AP M 1/4 :399.4 B 1/2 :1:304 Oct5 AP M 1/4 :400.6 B 1/2 :1:305 Oct9 AP M 1/4 :401.8 B 1/2 :1:306 Oct13 AP M 1/4 :403.0 B 1/2 :1:307 Oct17 AP M 1/4 :404.2 B 1/2 :1:308 Oct21 AP M 1/4 :405.4 B 1/2 :1:309 Oct25 AP M 1/4 :406.6 B 1/2 :1:310 Oct29 AP M 1/4 :407.8 B 1/2 :1:311 Nov2 AP M 1/4 :409.0 B 1/2 :1:312 Nov6 AP M 1/4 :410.2 B 1/2 :1:313 Nov10 AP M 1/4 :411.4 B 1/2 :1:314 Nov14 AP M 1/4 :412.6 B 1/2 :1:315 Nov18 AP M 1/4 :413.8 B 1/2 :1:316 Nov22 AP M 1/4 :415.0 B 1/2 :1:317 Nov26 AP M 1/4 :416.2 B 1/2 :1:318 Nov30 AP M 1/4 :417.4 B 1/2 :1:319 Dec4 AP M 1/4 :418.6 B 1/2 :1:320 Dec8 AP M 1/4 :419.8 B 1/2 :1:321 Dec12 AP M 1/4 :421.0 B 1/2 :1:322 Dec16 AP M 1/4 :422.2 B 1/2 :1:323 Dec20 AP M 1/4 :423.4 B 1/2 :1:324 Dec24 AP M 1/4 :424.6 B 1/2 :1:325 Dec28 AP M 1/4 :425.8 B 1/2 :1:326 Jan1 AP M 1/4 :427.0 B 1/2 :1:327 Jan5 AP M 1/4 :428.2 B 1/2 :1:328 Jan9 AP M 1/4 :429.4 B 1/2 :1:329 Jan13 AP M 1/4 :430.6 B 1/2 :1:330 Jan17 AP M 1/4 :431.8 B 1/2 :1:331 Jan21 AP M 1/4 :433.0 B 1/2 :1:332 Jan25 AP M 1/4 :434.2 B 1/2 :1:333 Jan29 AP M 1/4 :435.4 B 1/2 :1:334 Feb2 AP M 1/4 :436.6 B 1/2 :1:335 Feb6 AP M 1/4 :437.8 B 1/2 :1:336 Feb10 AP M 1/4 :439.0 B 1/2 :1:337 Feb14 AP M 1/4 :440.2 B 1/2 :1:338 Feb18 AP M 1/4 :441.4 B 1/2 :1:339 Feb22 AP M 1/4 :442.6 B 1/2 :1:340 Feb26 AP M 1/4 :443.8 B 1/2 :1:341 Feb29 AP M 1/4 :445.0 B 1/2 :1:342 Mar3 AP M 1/4 :446.2 B 1/2 :1:343 Mar7 AP M 1/4 :447.4 B 1/2 :1:344 Mar11 AP M 1/4 :448.6 B 1/2 :1:345 Mar15 AP M 1/4 :449.8 B 1/2 :1:346 Mar19 AP M 1/4 :451.0 B 1/2 :1:347 Mar23 AP M 1/4 :452.2 B 1/2 :1:348 Mar27 AP M 1/4 :453.4 B 1/2 :1:349 Mar31 AP M 1/4 :454.6 B 1/2 :1:350 Apr4 AP M 1/4 :455.8 B 1/2 :1:351 Apr8 AP M 1/4 :457.0 B 1/2 :1:352 Apr12 AP M 1/4 :458.2 B 1/2 :1:353 Apr16 AP M 1/4 :459.4 B 1/2 :1:354 Apr20 AP M 1/4 :460.6 B 1/2 :1:355 Apr24 AP M 1/4 :461.8 B 1/2 :1:356 Apr28 AP M 1/4 :463.0 B 1/2 :1:357 May2 AP M 1/4 :464.2 B 1/2 :1:358 May6 AP M 1/4 :465.4 B 1/2 :1:359 May10 AP M 1/4 :466.6 B 1/2 :1:360 May14 AP M 1/4 :467.8 B 1/2 :1:361 May18 AP M 1/4 :469.0 B 1/2 :1:362 May22 AP M 1/4 :470.2 B 1/2 :1:363 May26 AP M 1/4 :471.4 B 1/2 :1:364 May30 AP M 1/4 :472.6 B 1/2 :1:365 Jun3 AP M 1/4 :473.8 B 1/2 :1:366 Jun7 AP M 1/4 :475.0 B 1/2 :1:367 Jun11 AP M 1/4 :476.2 B 1/2 :1:368 Jun15 AP M 1/4 :477.4 B 1/2 :1:369 Jun19 AP M 1/4 :478.6 B 1/2 :1:370 Jun23 AP M 1/4 :479.8 B 1/2 :1:371 Jun27 AP M 1/4 :481.0 B 1/2 :1:372 Jul1 AP M 1/4 :482.2 B 1/2 :1:373 Jul5 AP M 1/4 :483.4 B 1/2 :1:374 Jul9 AP M 1/4 :484.6 B 1/2 :1:375 Jul13 AP M 1/4 :485.8 B 1/2 :1:376 Jul17 AP M 1/4 :487.0 B 1/2 :1:377 Jul21 AP M 1/4 :488.2 B 1/2 :1:378 Jul25 AP M 1/4 :489.4 B 1/2 :1:379 Jul29 AP M 1/4 :490.6 B 1/2 :1:380 Aug2 AP M 1/4 :491.8 B 1/2 :1:381 Aug6 AP M 1/4 :493.0 B 1/2 :1:382 Aug10 AP M 1/4 :494.2 B 1/2 :1:383 Aug14 AP M 1/4 :495.4 B 1/2 :1:384 Aug18 AP M 1/4 :496.6 B 1/2 :1:385 Aug22 AP M 1/4 :497.8 B 1/2 :1:386 Aug26 AP M 1/4 :499.0 B 1/2 :1:387 Aug30 AP M 1/4 :500.2 B 1/2 :1:388 Sep3 AP M 1/4 :501.4 B 1/2 :1:389 Sep7 AP M 1/4 :502.6 B 1/2 :1:390 Sep11 AP M 1/4 :503.8 B 1/2 :1:391 Sep15 AP M 1/4 :505.0 B 1/2 :1:392 Sep19 AP M 1/4 :506.2 B 1/2 :1:393 Sep23 AP M 1/4 :507.4 B 1/2 :1:394 Sep27 AP M 1/4 :508.6 B 1/2 :1:395 Oct1 AP M 1/4 :509.8 B 1/2 :1:396 Oct5 AP M 1/4 :511.0 B 1/2 :1:397 Oct9 AP M 1/4 :512.2 B 1/2 :1:398 Oct13 AP M 1/4 :513.4 B 1/2 :1:399 Oct17 AP M 1/4 :514.6 B 1/2 :1:400 Oct21 AP M 1/4 :515.8 B 1/2 :1:401 Oct25 AP M 1/4 :517.0 B 1/2 :1:402 Oct29 AP M 1/4 :518.2 B 1/2 :1:403 Nov2 AP M 1/4 :519.4 B 1/2 :1:404 Nov6 AP M 1/4 :520.6 B 1/2 :1:405 Nov10 AP M 1/4 :521.8 B 1/2 :1:406 Nov14 AP M 1/4 :523.0 B 1/2 :1:407 Nov18 AP M 1/4 :524.2 B 1/2 :1:408 Nov22 AP M 1/4 :525.4 B 1/2 :1:409 Nov26 AP M 1/4 :526.6 B 1/2 :1:410 Nov30 AP M 1/4 :527.8 B 1/2 :1:411 Dec4 AP M 1/4 :529.0 B 1/2 :1:412 Dec8 AP M 1/4 :530.2 B 1/2 :1:413 Dec12 AP M 1/4 :531.4 B 1/2 :1:414 Dec16 AP M 1/4 :532.6 B 1/2 :1:415 Dec20 AP M 1/4 :533.8 B 1/2 :1:416 Dec24 AP M 1/4 :535.0 B 1/2 :1:417 Dec28 AP M 1/4 :536.2 B 1/2 :1:418 Jan1 AP M 1/4 :537.4 B 1/2 :1:419 Jan5 AP M 1/4 :538.6 B 1/2 :1:420 Jan9 AP M 1/4 :539.8 B 1/2 :1:421 Jan13 AP M 1/4 :541.0 B 1/2 :1:422 Jan17 AP M 1/4 :542.2 B 1/2 :1:423 Jan21 AP M 1/4 :543.4 B 1/2 :1:424 Jan25 AP M 1/4 :544.6 B 1/2 :1:425 Jan29 AP M 1/4 :545.8 B 1/2 :1:426 Feb2 AP M 1/4 :547.0 B 1/2 :1:427 Feb6 AP M 1/4 :548.2 B 1/2 :1:428 Feb10 AP M 1/4 :549.4 B 1/2 :1:429 Feb14 AP M 1/4 :550.6 B 1/2 :1:430 Feb18 AP M 1/4 :551.8 B 1/2 :1:431 Feb22 AP M 1/4 :553.0 B 1/2 :1:432 Feb26 AP M 1/4 :554.2 B 1/2 :1:433 Feb29 AP M 1/4 :555.4 B 1/2 :1:434 Mar3 AP M 1/4 :556.6 B 1/2 :1:435 Mar7 AP M 1/4 :557.8 B 1/2 :1:436 Mar11 AP M 1/4 :559.0 B 1/2 :1:437 Mar15 AP M 1/4 :560.2 B 1/2 :1:438 Mar19 AP M 1/4 :561.4 B 1/2 :1:439 Mar23 AP M 1/4 :562.6 B 1/2 :1:440 Mar27 AP M 1/4 :563.8 B 1/2 :1:441 Mar31 AP M 1/4 :565.0 B 1/2 :1:442 Apr4 AP M 1/4 :566.2 B 1/2 :1:443 Apr8 AP M 1/4 :567.4 B 1/2 :1

Copyright SartinMethodology.com - Not for Resale

In this race Michael shows some savvy that might help you. He is a tester of SYNTHESIS so he provides some extra corollary readouts from the program.

First let me set the stage by offering some observation he gleaned from his Track Profile.

(1) Turf Mile races do not translate well to 9 furlongs. So, he used lines from longer routes when there was doubt.

(2) River won its CD route wire-to-wire. Still, its ESP is LATE. His profile indicated that its style was not conducive to repeating its May win at CD.

(3) HONOR was beaten by RIVER in that race. Even so, using THAT line it was #3 TPP (Total Pace Potential). Made a better TT move than RIVER, which Michael found significant.

(4) This evidence caused him use to the Tandem Procedure, as Dean Millward did in previous races.

In doing so the \$23.20 winner Ranks #2 on all primary readouts. However, Michael would have bet it anyway, even fourth ranked, because of its ODDS. A good lesson for all.

He offers a warning about using this Tandem procedure: do it only when you have supporting evidence. Some merely alter final beaten lengths for something to do and require no justification.

ENERGY GENERATOR -- ATN

AP 6-28-97 9 9 T

#	NAME L	N	T	Total R	DEF	HE R	FX R	XMed	E/EP R	L/EP R	TPP R	ESP
1	DAYL 1	3		160.79-7	5.82	58.47-6	90.34-6	67.43	76.07-7	75.31-7	68.35-6	SUS
2	GREED1	1		162.15-6	4.46	58.82-7	90.26-7	68.03	76.73-5	75.36-6	68.63-5	S/P
3	BRAY22	3		166.61-1		63.76-1	92.51-1	67.24	77.95-1	77.38-1	70.37-1	SUS
4	UKNO 2	3		163.61-5	3.00	62.56-3	91.66-5	66.46	76.69-6	76.90-5	69.39-4	LAT
5	HONOR2	2		163.88-4	2.72	61.36-5	91.73-4	66.57	76.82-4	76.92-4	69.40-3	LAT
6	HON-T2	3	1	164.56-3	2.05	62.88-2	92.06-3	66.30	76.95-3	77.32-2	69.72-2	LAT
7	RIVR 2	1	1	164.60-2	2.01	61.75-4	92.25-2	66.44	77.01-2	77.24-3	69.72-2	LAT

HI/LO Difference = 5.82 Average = 163.74

SYNTHESIS Composite -- ATN

AP 6-28-97 9 9 T

#	NAME L	N	T	SR	EPR	LPR	CPR	TT	HE	FW	FX	LS	RANK	FX	E	TS	TPP R
1	DAYL 1	3		87	6	5	6	5	6	6	6	40	7	6	7	6	68.35-6
2	GREED1	1		90	2	6	5	2	7	7	7	36	6	7	6	5	68.63-5
3	BRAY22	3		105	1	3	1	1	1	1	1	9	1	1	3	1	70.37-1
4	UKNO 2	3		93	5	2	3	4	4	4	5	27	4	5	4	3	69.39-4
5	HONOR2	2		94	4	4	4	3	5	5	4	29	5	4	5	4	69.40-3
6	HON-T2	3	1	99	4	1	2	3	2	2	3	17	2	3	1	2	69.72-2
7	RIVR 2	1	1	99	3	3	2	6	3	3	2	22	3	2	2	2	69.72-2

SYNTHESIS Composite -- ATN

AP 6-28-97 9 9 T

#	NAME L	N	T	SR	EPR	LPR	CPR	TT	HE	FW	FX	LS	RANK	FX	E	TS	TPP R
1	OUT 1	3		87	6	5	6	5	6	6	6	40	7	6	7	6	68.35-6
2	OUT 1	1		90	2	6	5	2	7	7	7	36	6	7	6	5	68.63-5
3	BRAY22	3		105	1	3	1	1	1	1	1	9	1	1	3	1	70.37-1
4	UKNO 2	3		93	5	2	3	4	4	4	5	27	4	5	4	3	69.39-4
5	HONOR2	2		94	4	4	4	3	5	5	4	29	5	4	5	4	69.40-3
6	HON-T2	3	1	99	4	1	2	3	2	2	3	17	(2)	(3)	(1)	(2)	69.72-2
7	RIVR 2	1	1	99	3	3	2	6	3	3	2	22	3	2	2	2	69.72-2

VITAL FACTORS--ATN

AP 6-28-97 9 9 T

#	NAME L	TOTAL R	SC R	SCBL	3F R	Enl R	TOT/S R	SPN R
1	BRAY22	166.6-1	56.0-1(110.4)	4.0	54.6-4(36.1)	96.3-3	93.37-1	95.17-1
2	UKNO 2	163.6-4	54.1-4(113.1)	3.5	54.9-3(36.0)	95.7-4	92.20-3	89.92-4
3	HON-T2	164.6-3	54.5-3(112.3)	1.5	55.5-1(35.4)	98.0-1	92.50-2	94.27-2
4*	RIVR 2	164.6-2	54.7-2(112.2)		55.2-2(35.4)	97.2-2	92.50-2	93.42-3
HIGH 166.6 56.0 (110.4) 55.5 (35.4) 98.0 93.37 95.2								
LOW 163.6 54.1 (113.1) 54.6 (36.1) 95.7 92.20 89.9								
AVE 164.9 54.8 (112.1) 55.0 (36.0) 96.8 92.64 93.2								

* = Wire to Wire

INCREMENTAL MATCH-UP -- ATM

AP 6-28-97 9 9 T

# NAME	1F	2F	3F+TOTAL PACE
1 DAYL	5->	6->	6->
2 GREED	2->	1->	5->
3 BRAV2	1->	2->	1->
4 UKNO	4->	4->	4->
5 HONOR	3->	3->	2->
6 RIVR	6->	5->	3->

Pace Match Up Graphic -- ATM

AP 6-28-97 9 9 T

# NAME L N T	1C R	2C R	FT R
PACE	47.13	110.72	146.50
1 DAYL 1 3	48.99- 5	113.53- 6	150.70- 6
2 GREED 1 1	48.65- 2	112.20- 2	150.40- 5
3 BRAV2 2 3	47.13- 1	110.72- 1	146.50- 1
4 UKNO 2 3	48.87- 4	113.18- 4	148.80- 4
5 HONOR 2 2	48.67- 3	112.69- 3	148.20- 2
6 RIVR 2 3	49.09- 6	113.43- 5	148.40- 3

WIN ODDS ONLY

ATM

	BOTTOM LINE LS	BETTING LINE ODDS	BAL
1 BRAV2	19.5	2-1	→2 P
2 HONOR	18.8	5-2	→5 W #23 ²⁰
3 RIVR	17.1	5-2	5
4 UKNO	13.0	4-1	8
5 GREED	5.3	10-1	8
6 DAYL	3.0	20-1	115

NINTH—1 1/4 miles, turf, 3-y-o, stakes, pr. \$125,000.

Horse—Jockey	Wt.	PP	1/4	1/2	3/4	Str.	Fin.	Comment	Eq. \$1
Honor Glide—Gomez	114	7	4	4	3	4-1hl	1-3/4	Ridden out	10.60
Brave Act—Sibille	120	4	2	3	4	2-hd	2-2 1/4	Led late	1.20
Daylight Savings—Guidry	114	1	8	8	8	5-2	3-2	Widest bid	10.90
Greedy Is Good—Martinez	120	2	1	1	1	1-hd	4-3/4	Weakened	2.90
River Squall—Kutz	114	8	3	2	2	3-1hl	5-4hl	4 wide	2.60
Outside the War—Fires	114	5	5	7	6	6-1	6-1 1/2	No rally	29.50
G. W.'s Band—Troclair	114	3	7	6	7	7-3hl	7-5	No factor	49.90
U Know—Silva	114	6	6	5	5	8	8	3 wide, tired	38.80

Time: :22 2/5, :46 4/5, 1:10 4/5, 1:35 3/5, 1:47 2/5. Winner: B c, 3, by Honor Grades-Becky
 Branch'tre by Run the Gentlet. TRAINER-Day James E. OWNER-Schaedle Robert G.
 7-Honor Glide 23.20 6.20 3.80 \$2 Quinella 4-7 paid \$28.00
 4-Brave Act 3.00 2.40 \$2 Exacta 7-4 paid \$78.40
 1-Daylight Savings 4.40 \$2 Trifecta 7-4-1 paid \$374.60
 \$2 Daily Double (2-7) paid \$69.40

#23.20

#76.40 EX.

Off to the Big Apple and The General Doug McArthur Handicap:

8

Belmont Park

7 Furlongs (1:20.1) 15th Running of THE GENERAL DOUGLAS MACARTHUR HANDICAP. Purse \$50,000 added, 3-year-olds and upward, foaled in New York State and approved by the New York State-Bred Registry. By



Phil Overphil

Own: Herlinger Victoria

MADRIGAL R JR (-) 1997: (563 81 .14)

17 Aug 97 - 6LH fst 7f	:22.4	.461	1:11.1	1:23.3	3f Alw 32340N\$Y
12 Aug 97 - 9Pha fst 6f	:21.3	.442	.57	1:10	3f Alw 20000N\$Y
30 Jun 97 - 9Pha fst 7f	:22.4	.452	1:10	1:22.4	3f Alw 19000N\$X
3 Jun 97 - 7Pha my 6f	:22.1	.452	.573	1:10	3f Alw 19000N\$X
3 May 97 - 9Pha sly 6f	:21.2	.434	.562	1:09.1	3f Mr Nickerson H32k
14 Apr 97 - 9Pha fst 6f	:22.4	.454	.574	1:10	4f Alw 20900N\$X
24 Mar 97 - 9Pha fst 7f	:22.4	.453	1:10.1	1:22.4	4f Alw 20000N\$Y
7 Mar 97 - 8Aqu wf 6f	:22.2	.442	.562	1:08.3	3f Hollis Hughes H55k
21 Jan 97 - 9Pha fst 6f	:22.4	.454	1:09.3	4f Alw 20790N\$X	
20 Dec 96 - 8Pha fst 7f	:22.1	.444	1:10	1:23	3f Alw 20900N\$X

WORKOUTS: Aug 97: 1st fst :39.2 12/13

Ch. g. 5

Sire: Overskate (Modouble)
Dam: Rockaway Resbud (Ballad Rock) Tre
Br: Belford Frank & Judith (NY)
Tr: Sketchley John D (-) 97: (30 4 .13)Pha 90.5
AQU 74
L 111

Lifetime Record :				48	8	3	8	\$36,549		
1997	9	2	0	2	\$30,543	Turf	3	0	0	\$120
1996	20	2	2	4	\$30,970	Wet	8	1	0	\$19,193
Bel	2	0	0	0		Dist	10	4	1	\$44,210

Patsyprospect

Own: Black Marlin Stable

SMITH M E (-) 1997: (903 160 .11)

16 Jly 97 - 8Bel fst 1 1/4	:23.3	.462	1:09.3	1:39.4	3f Evan Shpinn H54k
2 Jly 97 - 4Bel fst 7f	:23	.461	1:10.3	1:23.1	4f Clm 75000
29 May 97 - 7Bel fst 1 1/4	:47	1:11	1:36	1:48.4	4f Clm 70000
16 May 97 - 7Bel fst 1	:22.4	.474	1:12.1	1:37	4f Alw 48000N\$Y
14 Feb 97 - 7Aqu sly 1	:25	.484	1:13.1	1:38	4f Alw 45780N\$Y
Steadied 11/16 pl, repulsed challenge					
30 Jan 97 - 8Aqu fst 1 7/8	:23	.464	1:11.4	1:41.4	4f Alw 44204N\$MY
20 Jan 97 - 7Aqu fst 1 1/4	:49.4	1:13.1	1:38	1:50.1	4f Alw 44462N\$MY
6 Sep 96 - 8Bel fst 7f	:23.1	.463	1:10.1	1:22	3f Gen D MacArth H54k
17 Aug 96 - 4Sar wf 7f	:22.3	.452	1:09.4	1:21.4	3f Alw 46154N\$Y
29 Jly 96 - 7Sar fst 7f	:22.2	.451	1:09.3	1:21.3	3f Alw 48034C

WORKOUTS: Aug 97: 30 Sar fst 1:02.1 H 5/21 Aug 97: 25 Sar fst 1:01.1 H 6/7 Aug 97: 1 Sar fst 1:44.3 H 1/1 Aug 97: 1 Sar fst 1:49.4 H 2/4 Aug 97: 1 Sar fst 1:49.3 H 1/5 Jly 97: 31 Sar fst 1:43.3 H 1/36

B. h. 6

Sire: Personal Flag (Private Account)
Dam: Im a Star Prospect (Mr. Prospecter)
Br: Entenmann Robert W (NY)
Tr: Jerkens H Allen (-) 97: (290 55 .28)

81

L 115

Lifetime Record: 39 10 4 9 \$350,188										
1997	7	1	1	3	\$57,916	Turf	2	0	0	\$270
1996	9	3	0	3	\$120,409	Wel	8	2	0	\$78,727
Bel	18	5	2	5	\$186,529	Dist	8	4	0	\$108,868

84	5	3	5	2	43	510	514	Bailey J D	L 117 f	3.60	86-07	Richmond Rnw 119* Ormsby 122 1/2 Instn Frndshp 117 1/2	Wide, flattened out	6
91	2	6	5	2	31	31	31	Maple E	L 117 f	3.45	82-14	Deserves Another 115* Flint And Steel 115 1/2 Patsyprospect 117 1/2	Bid, weakened	6
89	6	4	4	1	3	2	2	Maple E	L 117 f	.85	86-20	Rum'n Cope 115* Patsyprospect 117 1/2 Lord Bates 117 1/2	Game effort	7
87	1	4	4	1	5	1	1	Maple E	L 117 f	8.64	75-21	Kandaly 114* Golden Larch 117 1/2 Patsyprospect 119* Saved ground, evenly	6	4
92	1	1	2	4	1	1	1	Chavez J F	L 117 f	.95	93-09	Patsyprospect 117 1/2 Rum'n Cope 122 1/2 Private Plan 107 1/2		
89	2	5	3	4	4	3	3	Castillo H Jr	L 119 f	3.25	89-20	King's English 119* One For Jov 117 1/2 Patsyprospect 119	Bid far turn, even fin	6
88	3	3	3	2	3	4	4	Castillo H Jr	L 118 f	3.80	86-17	Shed Some Light 115 1/2 Opal Moon 115 1/2 More To Tell 115	Chased, tired	7
98	5	2	4	2	3	1	1	Bailey J D	L 119 f	2.70	91-11	Patsyprospect 119 1/2 Richmond Rnw 120 1/2 Pokhd Appl 110 1/2	Well placed, clear	7
91	2	1	3	3	4	4	4	Krone J A	L 119 f	9.50	91-07	Top Account 122 1/2 Brilliant Patriot 117 1/2 Sea Emperor 115 1/2	No rally	4
95	6	2	6	5	4	5	3	Krone J A	L 123 f	8.30	91-12	Reality Road 115* Blissful State 118 1/2 Patsyprospect 123 1/2	Mild gain	6

D'Bungee

Own: Ontario Farm

MAPLE E (-) 1997: (296 25 .08)

26 Aug 97 - 10FL fst 6f	:22.4	.454	.581	1:11	3f Alw \$900N\$L
17 Aug 97 - 6Sar fst 6 1/2	:22	.451	1:10.4	1:17.3	3f Alw 39000N\$X
3 Aug 97 - 6Sar my 6 1/2	:22.2	.463	1:12	1:19	3f Alw 39000N\$X
25 Jly 97 - 2FL fst 6f	:22.4	.461	.583	1:11.4	3f Alw 6700N\$ZL
15 Jly 97 - 8FL sly 6f	:22.2	.451	.58	1:11.3	3f Alw 6700N\$ZL
27 Jun 97 - 9FL fst 5 1/2	:22.2	.461	.591	1:05.3	3f Md Sp Wt
15 Jun 97 - 4FL fst 6f	:23	.46	.584	1:12.1	3f Md Sp Wt
1 Jun 97 - 10FL sly 6f	:22.3	.474	1:09.1	1:14	3f Md Sp Wt

Dk. br. br. g. 4

Sire: D'Accord (Secretariat)
Dam: Behind the Groove (Nehoc's Bullet)
Br: Old Empire Associates & Tilly Foster Farms (NY)
Tr: Brewer-Evans Toby (-) 97: (38 8 .21)

87.5

L 109

Lifetime Record:				8	3	3	1	\$41,930				
1997	8	3	3	1	\$41,930	Turf	0	0	0	0		
1996	0	M	0	0		Wet	3	0	1	1	\$5,770	
Bel	0	0	0	0		Dist	0	0	0	0		

75	3	5	4	1	2	2	2	Hulet L	L 119	.60	88-15	Dalmation Dancer 117 1/2 D'bungee 119* Service Of Glory 116 1/2	Bid, hung	5
84	7	1	1	1	1	1	1	Smith M E	L 116	3.10	89-13	D'bungee 116* Not So Fast 114* Rampant Lion 114 1/2	Split rivals, up late	9
73	2	10	10	10	9	5	3	Smith M E	L 115	11.60	80-16	Sudden Impact 114 1/2 Luckie Sprk 114 1/2 D'bungee 115 1/2	Broke slow, seven wide	11
68	4	7	4	1	3	3	1	Hulet L	L 122	.70	85-10	D'bungee 122 1/2 Stage Star 117 1/2 My Brother Tony 122 1/2	Drove clear	7
66	7	6	7	7	6	3	2	Hulet L	L 122	4.40	86-13	Scotland Yard 109* D'bungee 122* Dreamin' Den 124 1/2	Lugged in briefly str	9
61	2	8	5	3	3	3	1	Hulet L	L 122	2.50	86-15	D'bungee 122 1/2 Nowhere To Go 114 1/2 Lives Work 114 1/2	Going away	8
48	3	8	6	4	5	4	2	Hulet L	L 122	7.40	80-17	Don't Be Coy Roy 114 1/2 D'bungee 122 1/2 Nowhere To Go 116*	Rallied	10
30	9	6	7	5	1	1	1	Hulet L	L 122	2.75	64-24	Hooli's Spicy 115 1/2 Alwsmi Dring 112* FrAs Abz 114 1/2	Broke sluggish, wide	10

Ormsby

Own: Woodside Stud

LOPEZ C C (-) 1997: (679 90 .11)

16 Jly 97 - 8Bel fst 1 1/4	:23.3	.462	1:09.3	1:39.4	3f Evan Shpinn H54k
4 Jly 97 - 9Bel fst 1 1/4	:47.4	1:12	1:37.1	2:02.1	3f Suburban H-G2
14 Jun 97 - 9Bel my 1 1/4	:45.4	1:09.4	1:33.1	1:46.1	3f Brooklyn H-G2
26 May 97 - 8Mth fst 1 7/8	:22.1	.453	1:10.1	1:39.3	3f Alw 38000N\$MY
26 Apr 97 - 8Aqu fst 1 1/4	:47.4	1:11.4	1:35.3	1:47.3	3f Exclisor BCH-G2
5 Apr 97 - 7Aqu fst 1 1/4	:47.4	1:11.3	1:35.3	1:47.3	3f Kings Point H53k
Jumped tracks late, ridden out					
2 Mar 97 - 8Aqu wf 6f	:22.2	.444	.562	1:08.3	3f Hollis Hughes H55k
17 Feb 97 - 7Aqu fst 6f	:23.1	.461	.58	1:10.1	4f Alw 40000C
Steadied, shuffled back 7/16 pl, steadied, altered course 1/8 pl					
1 Feb 97 - 8Aqu fst 1 1/4	:45.4	1:10	1:35.4	1:48.3	3f Assawil H-G3
12 Jan 97 - 8Aqu fst 1 1/4	:23.4	.471	1:11.3	1:42.2	3f Aqueduct H-G3

Ch. h. 5

Sire: Carson City (Mr. Prospector)
Dam: Sois Sage (Broadway Forl)
Br: Woodside Stud Inc (NY)
Tr: Alpers Sue P (-) 97: (24 3 .13)6F
11093

95.5

L 120

Lifetime Record: 37 12 9 6 \$611,593										
1997	10	2	3	1	\$197,857	Turf	1	0	0	0
1996	12	5	4	2	\$267,026	Wet	4	0	1	\$19,167
Bel	15	4	2	4	\$159,587	Dist	6	1	1	\$32,387

110	1	1	1	1	1	2	2	Velazquez J R	L 122 f	1.15	100-07	Richmond Rnw 119* Ormsby 122 1/2 Instn Frndshp 117 1/2	Yielded grudgingly	6
91	6	1	1	1	1	1	1	Velazquez J R	L 113	15.90	68-23	Skip Away 122 1/2 Will's Way 116 1/2 Formal Gold 120 1/2	Speed, tired	6
93	4	1	1	1	2	6	7	Lopez C C	L 117 f	4.00	87-07	Formal Gold 119 1/2 Stephanotis 116 1/2 Circle Of Light 111 1/2	Used in pace	8
90	6	5	4	1	3	2	2	Lopez C C	L 122 f	.70	97-03	Thorny Crown 116* Ormsby 122 1/2 Opal Moon 116 1/2	Clear for place	6
121	5	1	1	1	1	1	1	Lopez C C	L 116 f	3.50	98-16	Ormsby 116 1/2 Great Silver Fleet 112 1/2 Circle Of Light 111 1/2	Strong finish	5
120	1	1	1	1	1	1	1	Lopez C C	L 120 f	.85	96-15	Ormsby 120 1/2 Are's Flag 119 1/2 Terrorist 121 1/2		5
83	1	4	5	4	4	3	3	Alvarado F T	L 121 f	1.25	92-06	Stalwart Member 121 1/2 Memories Of Linda 113 1/2 Ormsby 121 1/2	No late bid	9
96	2	6	3	3	2	1	2	Alvarado F T	L 123 f	.80	94-13	Thepromonroe 114 1/2 Ormsby 123 1/2 Raja's Charter 114 1/2		8
97	4	3	2	2	2	3	5	Krone J A	L 118 f	2.60	95-14	More To Tell 116 1/2 Opal Moon 112 1/2 Attorney 112 1/2	Rail 2nd, weakened	7
84	7	2	2	2	1	5	8	Luzzi M J	L 121 f	2.70	74-30	Pacific Fleet 112 1/2 More To Tell 116 1/2 Admiralty 116*	Gave way	8

WORKOUTS: Aug 97: 26 Bel 1.5 fst :58.1 H 1/5 Aug 97: 15 Bel 1.5 fst :1:12.2 H 2/5 Aug 97: 15 Bel 1.5 fst :1:01.7 H 4/9 Jun 97: 26 Bel 1.5 fst :1:12.1 H 4/2 Jun 97: 26 Bel 1.5 fst :1:01.7 H 2/5

Resiliency

Own: Harbor View Farm

CHAVEZ JF (-) 1997: (89 185 13)

22Aug97-65ar fsl 7f	229	452	1:10	1:22	Cim 75000
22Aug97-55ar fsl 7f	231	462	1:04	1:11	Cim 75000
Broke alertily, taken in hand while rank early, dueled inside					
15Jun97-78el fsl 6f	222	452	1:09	1:11	Alw 3000N2x
23May97-98el fsl 7f	223	451	1:09	1:22	Mike Lee 54k
10May97-54qu g4 6f	22	45	1:09	1:11	Alw 3000N2x
27Apr97-54qu fsl 6f	221	451	1:11	1:11	Alw 3500N2x
27Mar97-44qu fsl 7f	222	441	1:09	1:22	Alw 3500N2x
18Mar97-34qu fsl 6f	221	451	1:09	1:12	Alw 3300N1x
13Feb97-24qu fsl 6f	231	461	1:11	1:12	Mid Sp Wt

WORKOUTS: Aug 31 Sar 5f fsl 1:17 H 1/2 Aug 15 Sar 5f fsl 1:14 H 1/2 Aug 15 Sar 5f fsl 1:14 H 1/2 Aug 15 Sar 5f fsl 1:14 H 1/2

Ch. b. w. h. g. 3 (Feb)

Sex: Male (Rock Tail)

Dam: Affirming (Affirmed)

Br: Harbor View Farm (NY)

Tr: Jerkens H Allen (-) 97: (200 55 28)

89 4 3 2nd 11 21 24	Chavez JF	L 119	4.60	86-17	Mr. Sinatra 1147 Johnny Legit 1194 Resiliency 1194
90 6 1 1st 11 21 24	Chavez JF	L 118	2.60	85-12	Steak Scam 1183 Resiliency 1194 Mr. Sinatra 1151
92 6 1 11 11 21 24	Chavez JF	L 112	1.05	93-09	Resiliency 1124 Matthew W. 1193 Adam The Pro 1210 Hard drive, gamely 8
79 1 2 11 11 21 24	Samyn J L	L 117	6.40	85-06	Say Florida Sandy 1193 Resiliency 1171 Phil The Grip 1164 Held well 7
89 4 1 1st 11 21 24	Samyn J L	L 111	7.60	92-18	Mr. M. O. 1214 Resiliency 1114 Gross Morant 1100 Duels, gamely 11
35 6 2 4 11 11 21 24	Luzzi M J	L 113	1.65	67-10	Dapper Dutchman 1144 CeBon CeBon 1161 Embrace Me 1113 Gave way 9
73 2 2 11 2nd 4 11 11	Luzzi M J	L 121	1.05	85-15	Kashalregal 1145 Slice Of Light 1183 Scarlet Scoundrel 1162 Duels inside 8
74 2 4 11 11 11 11	Luzzi M J	L 120	1.45	84-15	Resiliency 1205 Quietly Surprising 1121 Powder Off 1122 Mild urging 6
71 5 1 11 11 11 11	Luzzi M J	L 119	1.05	85-13	Resiliency 1191 Lotta T L 1193 Wyland 1140 Mild urging 6

89.5

Lifetime Record: 9 3 3 1 \$93,670

1997	9	3	3	1	\$93,670	Turf	0	0	0
1996	0	0	0	0		Wet	1	0	1
Bel	2	1	1	0	\$33,770	Dist	3	0	1

Richmond Runner

Own: Alexander Frank A & Reynolds D P

ANTLEY C W (-) 1997: (85 61 12)

7Aug97-85ar fsl 7f	229	452	1:10	1:23	Alw 47000
16Jly97-88el fsl 1 1/4	231	462	1:09	1:39	31 Evan Shpmn H54k
6Jly97-98el fsl 7f	223	451	1:09	1:22	Tom Fool H-G2
21Jun97-78el fsl 7f	223	451	1:09	1:21	Alw 4600N1y
22May97-88el fsl 7f	24	47	1:10	1:22	Alw 4500N1y
27Dec97-98ar fsl 7f	222	451	1:10	1:23	Kenny Noe Jr H100k
14Nov97-74qu fsl 7f	234	47	1:11	1:24	1 Handicap 51k
27Oct97-94qu fsl 1 1/4	479	1:11	1:36	1:43	2 Empire Class H250k

Steadied, blocked turn, altered course

5Oct97-48el fsl 7f 222 451 1:09 1:21 1/4 Alw 53157N1y

8Sep97-88el fsl 7f 223 462 1:10 1:22 31 Gen D MacArth H54k

WORKOUTS: Aug 31 Sar 5f fsl 1:42 H 1/2 Aug 15 Sar 5f fsl 1:42 H 1/2 Aug 15 Sar 5f fsl 1:42 H 1/2 Aug 15 Sar 5f fsl 1:42 H 1/2

Ch. b. w. h. g. 7

Sex: Personal Flag (Private Account)

Dam: You Snapped (Lord Bayford)

Br: Alexander Frank A & Reynolds David P (NY)

Tr: Alexander Frank A (-) 97: (145 10 12)

86 3 7 7 14 15	Antley C W	L 120	5.90	88-22	Receiver 1154 Devious Course 1154 Eltish 1151 Bump brk, no rally 7
110 2 5 21 21 11 14	Antley C W	L 119	2.80	90-07	Richmond Runner 1194 Orb 1221 Instinct 1174 Bumped break, gamely 6
91 2 5 7 7 14 14	Davis R G	L 115	13.60	82-15	Diligence 1161 Royal Haven 1184 Elusive Quality 1143 No threat 7
104 7 5 6 14 14 14	Antley C W	L 116	7.90	92-13	Richmond Runner 1164 Eltish 1151 Elusive Quality 1184 Hard drive, wide 7
78 1 3 4 14 14 14	Bailey J D	L 119	1.05	82-10	JmsFirstPach 1161 Scnd Chldhd 1144 KnnAccpl 1141 Checked early, tired 5
72 6 8 9 14 14 14	Coa E M	L 118	6.20	76-19	Splendid Sprinter 1151 Stormy Do 1121 Ghostly Moves 1141 Outrun 10
100 1 5 3 14 14 14	J. J. M	L 120	1.95	88-20	Richmond Runner 1201 May Inquire 1191 Pacific Fleet 1151 Rallied inside 6
107 6 6 4 14 14 14	Santos J A	L 119	1.95	91-15	Victory Speech 1231 Ormsby 1261 Richmond Runner 1192

90.5

Lifetime Record: 39 16 5 2 \$520,410

1997	5	2	0	0	\$70,430	Turf	2	0	0
1996	10	4	3	1	\$195,804	Wet	2	1	0
Bel	19	10	4	0	\$33,726	Dist	10	8	3

Stalwart Member

Own: Port Sidney L & Wachtel Edwin H

VELAZQUEZ J R (-) 1997: (86 133 15)

26May97-98el g4 1	221	442	1:07	1:31	Metropoltn H-G1
4May97-84qu fsl 7f	221	45	1:09	1:24	31 Carter H-G1
5Apr97-84qu fsl 7f	221	443	1:08	1:33	31 Westchestr H-G3
27Mar97-84qu fsl 6f	222	443	1:08	1:33	31 Hollis Hughes H55k
17Feb97-94rl fsl 7f	223	451	1:09	1:22	31 Gen George H-G2
10Jan97-84qu fsl 6f	223	446	1:08	1:32	31 Paumonok H55k
26Dec97-84qu fsl 6f	222	443	1:09	1:31	31 Gravesend H-G3
20Nov97-94qu fsl 6f	22	45	1:09	1:31	31 Fall Hwt H-G2
17Oct97-74qu fsl 6f	219	442	1:09	1:31	31 Hudson H125k
25Sep97-88el fsl 7f	222	451	1:09	1:21	31 Alw 45920N1x

WORKOUTS: Aug 31 Sar 5f fsl 1:41 H 1/2 Aug 26 Sar 5f fsl 1:39 H 1/2 Aug 17 Sar 5f fsl 1:40 H 1/2 Aug 11 Sar 5f fsl 1:42 H 1/2 Aug 6 Sar 5f fsl 1:40 H 1/2 Aug 1 Sar 5f fsl 1:40 H 1/2

Ch. g. 4

Sex: Claremont (Policeman)

Dam: Ms. Stalwart (Stalwart)

Br: Wachtel Edwin H (NY)

Tr: Teshar Howard M (-) 97: (100 32 28)

91 6 1 11 31 53 811	Velazquez J R	L 112	20.00	88-14	Langfuhr 1224 Western Winter 1151 Northern Affet 1174 Set rapid pace 10
105 3 7 14 14 14 24	Velazquez J R	L 113	16.90	93-07	Langfuhr 1224 Stalwart Member 1131 Western Winter 1121 Yielded late 9
105 2 2 2 11 11 11	McCawley W H	L 114	1.70	98-15	Pacific Fleet 1143 Circle Of Light 1104 Stalwart Member 1143 Duels, weakened 7
111 3 3 11 11 11 11	McCawley W H	L 121	2.50	103-10	Stalwart Member 1214 Memories Of Linda 1133 Ormsby 1214 Kept to task 9
94 6 0 54 42 4 54	Luzzi M J	L 113	16.20	90-10	Why Change 1133 Appealing Sky 1181 Le Grande Pos 1114 Jostled start 10
96 4 4 34 14 2nd 42	McCawley W H	L 115	1.95	91-12	Cold Execution 1154 Golden Tent 1112 Royal Haven 1104 Duels, weakened 6
104 1 3 22 21 21 31	McCawley W H	L 114	8.40	99-09	Victor Avenue 1191 Royal Haven 1174 Stalwart Member 1143 Weakened 9
101 9 5 21 21 21 31	Santos J A	L 116	16.00	94-06	Vctr Ann 1271 Splndd Sprnt 1133 Stk Mmbr 1281 Forced pace, weakened 10
98 10 3 21 21 21 31	Santos J A	L 117	1.50	94-09	Terrorist 1104 Trl Line 1121 Stalwart Member 1174 Bid, weakened 11
104 4 6 11 11 11 11	Santos J A	L 114	2.45	93-10	Stalwart Member 1143 My Magical Star 1104 Someplace Fst 1114 Drew clear 7

88.5

Lifetime Record: 18 5 3 6 \$237,405

1997	6	1	1	1	\$85,437	Turf	0	0	0
1996	11	3	2	5	\$134,568	Wet	5	2	1
Bel	2	1	0	0	\$29,520	Dist	5	1	2

Carr Tech

Own: Morrell Sam F

DAYP (-) 1997: (85 185 21)

27Oct96-94qu fsl 1 1/4	471	1:11	1:36	1:49	31 Empire Class H250k
30Oct96-88el fsl 1 1/4	224	463	1:12	1:37	31 Ashly T Cole H57k
15Aug96-55ar fsl 1 1/4	40	1:12	1:36	1:51	31 Albany 55k
3Aug96-94rl fsl 1 1/4	464	1:11	1:31	1:51	31 New York Derby 125k
3Jly96-78el fsl 1 1/4	231	464	1:10	1:41	31 Alw 29500N3x
14Jun96-78el fsl 6f	23	462	1:08	1:11	31 Alw 35500N2x
26May96-48el fsl 7f	222	454	1:11	1:24	31 Alw 35500N2x
13Apr96-44qu fsl 6f	221	452	1:09	1:31	31 Alw 33000N2x
17Mar96-54qu fsl 6f	222	46	1:08	1:11	31 Alw 31000N1x
18Feb96-44qu fsl 6f	23	464	1:09	1:11	31 Mid Sp Wt

WORKOUTS: Aug 31 Bel 1/2 fsl 1:07 H 1/2 Aug 24 Sar 1/2 fsl 1:07 H 1/2 Aug 14 Sar 1/2 fsl 1:16 H 1/2 Aug 8 Sar 1/2 fsl 1:07 H 1/2 Aug 1 Sar 1/2 fsl 1:07 H 1/2

H. L. 4

Sex: Carr de Mastra (Star de Mastra)

Dam: One for Fun (One for All)

Br: Albanese Licia (NY)

Tr: Sclacca Gary (-) 97: (343 34 10)

88 3 3 21 21 21 613	Davis R G	113	20.30	80-15	Victory Speech 1231 Ormsby 1261 Richmond Runner 1192 Forced pace, tired 7
43 2 2 21 21 21 1024	Migliore R	114	16.40	51-30	Identity 1211 Silver Safari 1133 Bellingham 1133 Duels inside 10
83 3 1 11 11 11 14	Chavez J F	120	5.40	79-23	Carr Tech 1204 Carrbine Special 1104 Checkpasser 1151 Fully extended 8
81 7 2 21 21 14 14	David J R Jr	115	10.00	79-21	Carr Tech 1153 Carrbine Special 1133 Mastra's Ferrari 1123 Driving 8
87 3 2 25 21 36 410	Chavez J F	112	11.20	80-18	Ormsby 1231 Kristen's Baby 1181 Pabyprospect 1164 Chased, tired 7
84 9 7 42 14 11 11	Chavez J F	111	2.25	87-13	Carr Tech 1113 Listen To Ken 1194 Cold Punch 1124 Four wide, hard drive 9
61 4 2 21 21 43 45	Chavez J F	112	1.75	72-16	Mad River Glenn 1191 Big Moise 1191 Red Planet 1214 No late bid 9
79 7 4 43 31 25 26	Chavez J F	113	1.05	87-06	Procrystic 1114 Carr Tech 1133 Abtwill 1191 No match, held 2nd 10
89 2 6 11 11 11 11	Velazquez J R	120	5.10	87-13	Carr Tech 1202 Won Finicky 1144 Embrace Me Darlin 1185 Drew clear 9
70 7 5 31 21 14 14	Chavez J F	119	2.80	81-18	Carr Tech 1194 Cold Punch 1195 So Anyway 1145 Hard drive 8

SPT-X 85.5
XRT 81.5

Lifetime Record: 10 5 1 0 \$176,640

1996	10	5	1	0	\$176,640	Turf	1	0	0
1995	0	0	0	0		Wet	0	0	0
Bel	3	1	0	0	\$25,800	Dist	1	0	0

BEL 09-05-1997 RACE 8 DIST 7 SURF D

PACELINE DATA ENTRY

#	NAME	L	DIST	S	1stC	2ndC	3rdC	FnlC	BL1	BL2	BLS	BLF	SR	TV	T/S	N	T
1	PHIL	3	7.0	D	22.4	45.2	110.0	122.4	0.00	0.10	0.00	0.00	92	13	3.0	1	
2	PATS	2	7.0	D	23.0	46.1	110.3	123.1	2.50	1.50	2.50	3.75	82	14	-1.0	2	
3	D'BUN	2	6.5	D	22.0	45.1	110.4	117.3	4.50	1.75	2.00	0.00	89	13	4.0	3	
4	ORMS	1	8.5	D	23.3	46.2	109.3	139.4	0.00	0.00	0.50	0.15	100	7	0.0	1	
5	RESIL	1	7.0	D	22.3	45.2	110.1	122.3	0.10	0.00	2.50	6.00	86	17	2.0	1	
6	RESI3	3	6.0	D	22.2	45.3	57.1	109.3	0.00	0.00	0.10	0.00	93	9	0.0	1	
7	RICH	4	7.0	D	22.3	45.0	109.3	121.4	5.50	6.00	3.00	0.00	92	13	-2.0	3	
8	STALx	1	6.0	D	21.3	44.0	55.1	107.2	0.00	0.00	0.00	0.00	104	7	0.0	1	No!
9	CARRx	4	9.0	D	46.4	111.4	139.1	153.0	2.00	0.00	0.00	0.00	79	21	13.0	2	Too Much
10	CARRe	4	6.0	D	22.4	46.2	59.1	111.2	1.00	1.00	0.00	0.00	87	21	3.0	2	

EQUALIZED LINES

BEL 9-5-97 8 7 D

#	NAME	L	DIST	S	1stC	2ndC	3rdC	FnlC	BL1	BL2	BLS	BLF	SR	TV	ADJ	N	T
1	PHIL	3	7.0	D	22.4	45.2	110.0	122.4	0.00	0.10	0.00	0.00	89	13	-4.5	1	
2	PATS	2	7.0	D	23.0	46.1	110.3	123.1	2.50	1.50	2.50	3.75	83	14	-2.0	2	
3	D'BUN	2	7.0	D	22.1	45.2	111.0	124.0	4.50	1.75	2.00	0.00	83	13	2.5	3	
4	ORMS	1	7.0	D	22.4	46.1	109.3	121.4	0.00	0.00	0.00	0.00	94	7	-4.5	1	
5	RESIL	1	7.0	D	22.3	45.2	110.1	122.3	0.10	0.00	2.50	6.00	84	17	2.0	1	
6	RESI3	3	7.0	D	22.3	45.4	109.4	122.1	0.00	0.00	0.10	0.00	92	9	-3.5	1	
7	RICH	4	7.0	D	22.3	45.0	109.3	121.4	5.50	6.00	3.00	0.00	94	13	-3.5	3	
8	STALx	1	7.0	D	21.4	44.1	107.4	120.0	0.00	0.00	0.00	0.00	103	7	-4.5	1	
9	CARRx	4	7.0	D	23.0	46.3	111.4	124.0	1.00	1.00	0.00	0.00	83	21	8.0	2	

SYNTHESIS Composite -- ATM

BEL 9-5-97 8 7 D

#	NAME	L	N	T	SR	EPR	LPR	CPR	TT	HE	FW	FX	LS	RANK	FX	Σ	TS	TPP	R
1	PHIL	3	1		89	6	7	8	7	10	8	9	55	9	9	10	8	70.19-8	
2	PATS	2	2		83	9	6	9	8	9	9	10	60	X	10	9	9	69.89-9	
3	D'BUN	2	3		83	3	8	7	1	7	5	8	38	6	8	8	7	70.44-7	
4	ORMS	1	1		94	10	2	4	10	5	7	2	40	7	2	5	4	70.72-4	
5	RESIL	1	1		84	2	9	6	2	8	3	7	37	5	7	6	6	70.69-5	
6	RESI3	3	1		92	7	4	5	9	6	6	4	41	8	4	7	5	70.64-6	
7	RICH	4	3		94	8	1	3	5	1	6	6	30	3	6	3	3	71.02-2	
8	STALx	1	1		103	1	3	1	6	2	1	1	15	1	1	2	1	72.07-1	
9	CARRx	4	2		83	4	4	2	3	2	2	3	21	2	3	1	2	71.02-2	

CHAOS POWER RANKINGS AND FRACTALS -- ATM

BEL 9-5-97 8 7 D

						RANKS						COMP		FRACTALS		
#	NAME	L	N	T	SR	LS/P	SPN	FX	Σ	T/S	TPP	LS	RANK	FRL-E R	FRL-L R	FRL-N R
1	ORMS	1	1		94	3	4	2	4	4	3	26	4	62.48-4	69.59-4	69.54-2
2	RESI3	3	1		92	3	3	4	5	5	4	28	5	62.55-3	69.23-5	69.04-5
3	RICH	4	3		94	1	2	5	1	3	2	19	3	62.32-5	69.65-3	69.31-4
4	STALx	1	1		103	3	1	1	2	1	1	12	1	64.27-1	73.47-1	70.57-1
5	CARRx	4	2		83	2	2	3	3	2	2	17	2	62.87-2	70.19-2	69.35-3

FRACTALS WEIGHTED: E=Early L=Late N=Normal

SYNTHESIS Composite -- ATM

BEL 9-5-97 8 7 D

#	NAME	L	N	T	SR	EPR	LPR	CPR	TT	HE	FW	FX	LS	RANK	FX	Σ	TS	TPP	R
1	ORMS	1	1		94	5	2	4	5	4	4	2	26	4	2	4	4	70.72-3	
2	RESI3	3	1		92	3	4	5	4	5	3	4	28	5	4	5	5	70.64-4	
3	RICH	4	3		94	4	1	3	2	1	3	5	19	3	5	1	3	71.02-2	
4	STALx	1	1		103	1	3	1	3	2	1	1	12	1	1	2	1	72.07-1	
5	CARRx	4	2		83	2	4	2	1	3	2	3	17	2	3	3	2	71.02-2	

VITAL FACTORS--ATM

BEL 9-5-97 8 7 D

#	NAME	L	TOTAL R	SC R	SCBL	3F R	Ent R	TOT/S R	SPN R
1*	ORMS	1	168.1-5	56.5-5(46.4)		55.1-1(36.0)	91.7-4	93.46-4	85.92-4
2	RESI3	3	168.2-4	57.1-3(46.1)		54.0-5(36.3)	90.6-5	93.33-5	86.67-3
3	RICH	4	169.6-2	57.1-4(46.1)	6.0	54.4-3(36.2)	94.1-1	93.60-3	92.92-2 S
4*	STALx	1	172.8-1	59.0-1(44.4)		54.8-2(36.1)	93.7-2	94.71-1	94.52-1 W
5	CARRx	4	169.5-3	57.7-2(45.4)	1.0	54.0-4(36.3)	93.3-3	93.67-2	92.92-2 P
	HIGH		172.8	59.0 (44.4)		55.1 (36.0)	94.1	94.71	94.5
	LOW		168.1	56.5 (46.4)		54.0 (36.3)	90.6	93.33	85.9
	AVE		169.6	57.5 (46.0)		54.5 (36.2)	92.7	93.75	90.6

* = Wire to Wire

INCREMENTAL MATCH-UP -- ATM

BEL 9-5-97 8 7 D

# NAME	1F	2F	3F+TOTAL PACE
1 ORMS	4->	5->	4->
2 RESI3	3->	4->	5->
3 RICH	5->	1->	3-> S
4 STALx	1->	2->	W 1->
5 CARRx	2->	3->	2-> P

Pace Match Up Graphic -- ATM

BEL 9-5-97 8 7 D

# NAME L N T	1C R	2C R	FT R
PACE	22.82	44.74	120.90
1 ORMS 1 1	23.82- 4	46.74- 5	122.70- 4
2 RESI33 1	22.77- 3	46.22- 3	122.90- 5
3 RICH 4 3	23.16- 5	46.26- 4	122.50- 3
4 STALx1 1	22.82- 1	44.74- 1	120.90- 1
5 CARRx4 2	22.67- 2	45.78- 2	122.40- 2

WIN ODDS ONLY

ATM

	BOTTOM LINE LS	BETTING LINE ODDS	BAL
1 STALx	19.9	2-1	2W
2 RICH	18.3	5-2	5 Sh
3 CARRx	18.3	5-2	6 Pl
4 RESI3	12.0	9-2	9
5 ORMS	11.3	5-1	8

Ex \$121.50
TRI \$369.50

7 FURLONGS. 3-year-olds & up Bred in NY Purse \$50,000 Value to winner \$32,790

# Horse	Jockey	Weight	Win	Place	Show
7 Stalwart Member	Velazquez J R	123	5.90	4.50	2.90
8 Carr Tech	Day P	111		15.40	4.70
6 Richmond Runner	Antley C W	120			2.60
Times:	:22 ¹	:45	1:08 ⁴	1:21 ³	

Also ran: Patsyprospect, Resiliency, Ormsby, D'Dunjee and Phil Overphil.

Winning Trainer: Teshar Howard M - Owner: Port Sidney L & Wachtel Edwin H

\$2 Exacta 7-8 Paid \$121.50 ✓

\$2 Trifecta 7-8-6 Paid \$369.50 ✓

This race could well be in The Power of Place article (coming in issue 66). The winner pays very little but it keys a \$121.50 exacta and a \$369.50 Trifecta.

I hear the cry, "But CARR came from Finger Lakes!" First let me delete my expletives. CARR has one race showing at Finger Lakes. It has won at Saratoga, Belmont and Aqueduct as well as at Finger Lakes. If you still cling to the kind of mainstream garbage that says to discount this horse, I can't do much to help you.

Here downloaded from TrackMaster, courtesy Guy Wadsworth, is CARR'S impressive record:

8 CARR TECH					AGE=4	ML=15/1	STYLE=P
	R	W	P	S	EARNINGS	W%	EPS
LIFE	10	5	1	0	176,640	50 ✓	17,664
PAST	10	5	1	0	176,640	50	17,664
D-SP ✓	5	3	1	0	66,030	60 ✓	13,206

	R	W	P	S	W%
DAY, PAT	125	23	14	16	18

CARR has the top Earnings per Start of \$17,664. Better yet, it has a DIRT SPRINT \$ per start of \$13,206. It's enjoys an overall WIN percent of 50%! In DIRT SPRINTS it has won 60 percent of its races! Today's race is a DIRT SPRINT handicap where earnings and win consistency still have some meaning.

Now compare it to the competition:

PN	NAME	M/L	A	LIFE					Wt	EPR	R	D-SP (DIRT-SPRINT)					Wt	EPR	RANK	
				R	W	P	S	R				R	W	P	S	R			R	
1	PHIL	20/1	5	48	8	3	8	17	2,011	99		34	6	2	7	18	2,478		8	
2	PATSY	6/1	6	39	10	4	9	26	8,979	99		9	4	0	2	44	12,096		4	
3	D'BUN	20/1	4	8	3	3	1	38	5,241	99		8	3	3	1	38	5,241		7	
4	ORMSB	3/1	5	37	12	9	6	32	16,530	99		12	2	2	4	17	5,926		6	
5	RESIL	12/1	3	9	3	3	1	33	10,408	99		9	3	3	1	33	10,407		5	
6	RICHM	5/2	7	39	16	5	2	41	13,329	99		22	9	4	1	41	12,443	S3L		
7	STALW	2/1	4	18	5	3	6	28	13,189	99		14	4	3	5	29	14,594	W1L		
8	CARR	15/1	4	10	5	1	0	50X	17,664	99		5	3	1	0	60X	13,206	P2L		

\$Per Start, DIRT SPRINTS: 2nd only to the winner, STALW. The Show horse ranks 3rd. It has by far the best WIN percentage of ALL entrants, 9% higher than RICH, the show horse.

Now tell me the horse doesn't belong. The client bet it to win and place for a \$15 mutuel. He also boxed the winner, place and show horse in an exacta and included RES in his 4 horse Trifecta box.

Now, let's cross over the bridge and head south to Monmouth Park.

I'm particularly proud of Bob Schweid who sent this effort. He was football coach in southern California and used to visit with me frequently. Now he coaches in Maryland. He writes us that Aug. 9th was his first day using Pace Launcher. He was especially pleased with the results of this race: Since this is a 2 year old race he wisely did not equalize the final beaten lengths of the horses from the same Tandem. Notice that he included all horses despite some with low SR'S. He really wanted to test Pace Launcher's effectiveness.

10 Monmouth Park

6 Furlongs (1:07.4) 43rd Running of THE SORORITY. Purse \$150,000. Grade III. Fillies. 2-year-olds. By

6 FURLONGS

Musical Diablo

Own: Campbell Gilbert O

MCCAULEY W H (125 24 27 10) 1997: (391 68 17)

27 July 97-6Pha 1st 5f 1:22.464 593 1:062 @Md Sp Wl

WORKOUTS: @Aug 3 Pha 1st 5f 1:36.7 Bg 1/7 Jly 16 Pha 4f 1st 59.3 B 5/9 Jly 7 Pha 5f 1st 1:00.3 Bg 2/6 @Jun 30 Pha 5f 1st 1:01.1 Bg 1/6 Jun 23 Pha 4f 1st 48.3 Bg 3/12 Jun 15 Pha 3f 1st 36.2 Bg 4/15

Ch. f. 2 (Mar)
Sire: Diablo (Devil's Bay)
Dam: Musical March (Lord Gaylord)
B: Mangurian Jr Harry T (Fla)
Tr: Allard Edward T (27 5 3 3) 97: (151 23 15)Lifetime Record: 1 1 0 0 \$8,400
1997 1 1 0 0 \$8,400 Turf 0 0 0 0
1996 0 0 0 0 Wet 0 0 0 0
119 Mth 0 0 0 0 Dist 0 0 0 0**Nurse Goodbody**

Own: Bayford E L & Lazy E Racing Stable

MELANCON L (-) 1997: (234 29 12)

19 July 97-1EIP 1st 6f 1:22.453 574 1:104 @Magnolia 48k

28 June 97-7CD 1st 5f 1:22.454 573 1:034 @Debutante-G3

24 May 97-1CD 1st 5f 1:22.461 583 @Md Sp Wl

10 May 97-4CD 1st 5f 1:22.473 1:003 @Md Sp Wl

WORKOUTS: @Jly 31 EIP 5f 1st 1:00.4 H 1/1 Jly 17 EIP 3f 1st 35.4 H 1/1 Jly 9 EIP 4f 1st 50.1 B 1/20 Jun 22 CD 4f 1st 49.1 B 1/20 Jun 12 CD 4f 1st 44.8 H 2/34 Jun 4 CD 4f 1st 50.3 B 4/50

Ch. f. 2 (May)
Sire: Personal Hope (Storm Bird)
Dam: Nonesuch Bay GB (Mill Reef)
B: Wafare Farm (Ky)
Tr: Petalino Joe (-) 97: (176 34 19)Lifetime Record: 4 2 1 0 \$63,895
1997 4 2 1 0 \$63,895 Turf 0 0 0 0
1996 0 0 0 0 Wet 0 0 0 0
119 Mth 0 0 0 0 Dist 1 1 0 0 \$30,500**Tipperary Melody**

Own: Magnier Mrs John & Tabor Michael

MARTINEZ W (73 10 11 6 14) 1997: (301 161 18)

24 July 97-6Sar 1st 5f 1:22.461 583 1:05 @Md Sp Wl

13 May 97-28el 1st 5f 1:21.441 584 @Md Sp Wl

23 May 97-28el 1st 5f 1:21.451 58 @Md Sp Wl

WORKOUTS: @Aug 3 Sar 1st 4f 1st 49.4 B 1/12 Jly 16 Bel 4f 1st 47.8 H 2/45 Jly 7 Bel 5f 1st 1:02.1 B 1/22 Jun 30 Bel 5f 1st 1:00.8 H 4/25 Jun 15 Bel 4f 1st 47.2 H 5/57 Jun 8 Bel 4f 1st 50.1 B 27/32

Ch. f. 2 (Mar)
Sire: Ruby (Blushing Groom Fr)
Dam: Saratoga Sizzle (Saratoga Six)
B: Gainesway Thoroughbreds Ltd (Ky)
Tr: Lukas D Wayne (59 14 13 12) 97: (553 115 21)Lifetime Record: 3 1 1 1 \$30,940
1997 3 1 1 1 \$30,940 Turf 0 0 0 0
1996 0 0 0 0 Wet 1 0 0 1 \$3,740
119 Mth 0 0 0 0 Dist 0 0 0 0**Unky And Ally**

Own: Drizin Dennis A

KRONE J A (255 57 30 34 22) 1997: (483 87 18)

16 July 97-3Mth 1st 5f 1:22.453 581 @Md 20000

WORKOUTS: Aug 3 Mth 5f 1st 1:04.8 B 5/7 Jly 6 Mth 4f 1st 44.4 B 5/27 Jun 29 Mth 4f 1st 48.4 Bg 12/50 Jun 17 Mth 3f 1st 35.4 Bg 2/12 Jun 6 Mth 4f 1st 49.4 Bg 21/40

Ch. f. 2 (Mar)
Sire: Hoff (Alydar)
Dam: According to Chic (D'Accord)
B: Drizin Dennis (Fla)
Tr: Fortay Peter (17 5 2 2 29) 97: (31 7 23)Lifetime Record: 1 1 0 0 \$6,600
1997 1 1 0 0 \$6,600 Turf 0 0 0 0
1996 0 0 0 0 Wet 0 0 0 0
119 Mth 1 1 0 0 \$6,600 Dist 0 0 0 0**Safe Return**

Own: Jayeff B Stables

GRYDER A T (267 32 24 36 15) 1997: (403 56 14)

19 July 97-4Mth 1st 5f 1:22.463 59 1:054 @Md Sp Wl

WORKOUTS: @Aug 3 Mth 5f 1st 1:03.4 H 1/27 Jly 12 Mth 4f 1st 48.1 Hg 11/20 Jly 5 Mth 5f 1st 1:03.2 B 25/37

Ch. f. 2 (Feb)
Sire: Mr. Prospector (Raise a Native)
Dam: Safety Kept (Havastin)
B: Jayeff B Stables (Ky)
Tr: Goldberg Alan E (28 4 3 14) 97: (74 15 15)Lifetime Record: 1 1 0 0 \$8,690
1997 1 1 0 0 \$8,690 Turf 0 0 0 0
1996 0 0 0 0 Wet 0 0 0 0
119 Mth 1 1 0 0 \$8,690 Dist 0 0 0 0**Barracouta**

Own: Puts And Calls

BLACK A S (77 12 10 8 16) 1997: (404 84 21)

19 July 97-8Mth 1st 5f 1:22.463 593 1:06 @Colleen 40k

29 June 97-3Pha 1st 5f 1:22.463 593 @Md Sp Wl

15 June 97-3Pha 1st 4f 1:22.463 524 @Md Sp Wl

WORKOUTS: Aug 5 Pha 1st 4f 1st 49.2 B 5/9 Jly 16 Pha 4f 1st 50.1 B 3/9 Jun 25 Pha 3f 1st 38.8 B 4/11 Jun 13 Pha 4f 1st 48.3 B 4/20 Jun 7 Pha 4f 1st 47.1 Bg 1/20 May 24 Pha 4f 1st 51.8 B 2/29

Ch. f. 2 (Mar)
Sire: Corridor Key (Danzig)
Dam: Castlesinthesand (Castle Guard)
B: LeVine Tom (Pa)
Tr: Levine Carol Lynn (1 0 1 0 00) 97: (27 3 11)Lifetime Record: 3 1 2 0 \$24,800
1997 3 1 2 0 \$24,800 Turf 0 0 0 0
1996 0 0 0 0 Wet 0 0 0 0
119 Mth 1 0 1 0 \$8,000 Dist 0 0 0 0**Regal Miss Copelan**

Own: West Point Thoroughbreds

WILSON R (226 58 42 35 26) 1997: (498 104 21)

19 July 97-8Mth 1st 5f 1:22.463 593 1:06 @Colleen 40k

29 June 97-3Pha 1st 5f 1:22.463 593 @Md Sp Wl

12 June 97-6Mth 1st 5f 1:22.462 593 @Md Sp Wl

Sluggish start, overstriding briefly early

WORKOUTS: @Aug 3 Mth 5f 1st 1:01.1 B 1/7 Jly 12 Mth 5f 1st 1:04.1 Hg 1/45 @Jun 1 Mth 5f 1st 1:00.1 Hg 1/12 May 29 Mth 4f 1st 48.8 B 11/40 May 21 Mth 3f 1st 34.4 H 2/20

Ch. f. 2 (Feb)
Sire: Copelan (Tri Jet)
Dam: Regal Pennant (Banner Bob)
B: Mangurian Jr Harry T (Fla)
Tr: Dowd John F (59 11 10 14 16) 97: (113 20 18)Lifetime Record: 2 1 0 0 \$24,220
1997 2 1 0 0 \$24,220 Turf 0 0 0 0
1996 0 0 0 0 Wet 0 0 0 0
119 Mth 2 1 0 0 \$24,220 Dist 0 0 0 0**Love in the Hills**

Own: Gerace Janis

RIVERA L JR (185 18 16 26 10) 1997: (463 50 11)

19 July 97-8Mth 1st 5f 1:22.463 593 1:06 @Colleen 40k

29 June 97-7Mth 1st 5f 1:22.47 593 1:064 @MD 20000RZL

Previously trained by Carey Charles A

11 Apr 97-111a gd 3f 1:22.332 @Md 50000

WORKOUTS: @Jly 31 Mth 4f 1st 46.8 H 1/20 Jly 13 Mth 3f 1st 36.2 B 2/22 Jly 6 Mth 4f 1st 48.3 B 3/29 Jun 19 Mth 4f 1st 1:04.2 Hg 3/3 Jun 6 Mth 4f 1st 51.8 B 28/40 May 24 GS 5f 1st 1:01.1 H 1/4

Ch. f. 2 (Apr)
Sire: Burnt Hills (Conquistador Cielo)
Dam: Willing Love (Balzac)
B: Silverleaf Farms Inc (Fla)
Tr: Gerace Janis (20 1 2 3 05) 97: (92 8 09)Lifetime Record: 3 1 1 1 \$16,550
1997 3 1 1 1 \$16,550 Turf 0 0 0 0
1996 0 0 0 0 Wet 0 0 0 0
119 Mth 2 0 1 1 \$3,000 Dist 0 0 0 0**Madam Fireplace**

Own: Carpentine Noreen

KRONE J A (255 57 30 34 22) 1997: (483 87 18)

19 July 97-4Mth 1st 5f 1:22.463 59 1:054 @Md Sp Wl

6 July 97-5Mth 1st 5f 1:22.453 593 1:041 @Md Sp Wl

WORKOUTS: @Aug 7 Mth 5f 1st 1:03.4 H 1/19 Aug 2 Mth 5f 1st 1:02.2 B 11/32 Jly 13 Mth 4f 1st 48.8 H 4/46 Jly 1 Mth 4f 1st 48.8 B 4/24 Jun 24 Mth 5f 1st 1:01.1 Hg 3/6 Jun 17 Mth 5f 1st 1:01.2 H 2/12

Ch. f. 2 (Jan)
Sire: Out of Place (Cox's Ridge)
Dam: Ma Burn (Big Burn)
B: Silva Karen (Fla)
Tr: Myerson James T (35 4 5 7 11) 97: (107 15 14)Lifetime Record: 2 1 0 1 \$11,110
1997 2 1 0 1 \$11,110 Turf 0 0 0 0
1996 0 0 0 0 Wet 0 0 0 0
119 Mth 2 1 0 1 \$11,110 Dist 0 0 0 0

EQUALIZED LINES

MTH 8-9-97 10 6 D

#	NAME	L	DIST	S	1stC	2ndC	3rdC	FnlC	BL1	BL2	BLS	BLF	SR	TV	ADJ	N	T
1	NURS	1	6.0	D	22.1	45.3	57.4	110.4	1.00	0.15	0.15	0.00	88	7	1.5	1	
2	TIPP	1	6.0	D	22.2	46.1	58.4	111.2	0.00	0.00	0.00	0.00	85	10	-3.0	1	
3	UNK	1	6.0	D	22.2	45.3	58.0	109.3	0.00	0.15	0.00	0.00	94	10	-3.0	1	
4	SAFE	1	6.0	D	22.2	46.3	59.1	112.1	3.00	2.00	1.50	0.00	81	15	-0.5	3	
5	BARR	1	6.0	D	22.3	46.3	59.3	112.2	0.00	0.00	0.00	0.00	80	15	-0.5	2	1
6	REG	1	6.0	D	22.3	46.3	59.3	112.2	0.20	0.15	0.15	0.50	79	15	-0.5	2	1
7	LOVE	1	6.0	D	22.3	46.3	59.3	112.2	1.25	4.50	2.00	1.50	78	15	-0.5	3	1
8	MAD	1	6.0	D	22.2	46.3	59.1	112.1	0.00	0.00	0.00	0.00	81	15	-0.5	1	

SYNTHESIS Composite -- ATM

MTH 8-9-97 10 6 D

#	NAME	L	N	T	SR	EPR	LPR	CPR	TT	HE	FW	FX	LS	RANK	FX	Σ	TS	TPP	R
1	NURS	1	1		88	1	2	2	1	2	1	2	11	2	2	2	2	70.84	-2
2	TIPP	1	1		85	3	4	3	4	4	3	3	24	3	3	3	3	69.69	-3
3	UNK	1	1		94	2	1	1	2	1	2	1	10	1	1	1	1	71.13	-1
4	SAFE	1	3		81	6	3	4	3	3	7	5	31	4	5	4	4	69.47	-4
5	BARR	1	2	1	80	4	6	5	3	5	5	7	35	5	7	6	5	69.29	-6
6	REG	1	2	1	79	5	7	6	3	6	6	8	41	6	8	8	6	69.25	-7
7	LOVE	1	3	1	78	7	3	7	6	6	8	6	43	7	6	7	7	69.20	-8
8	MAD	1	1		81	4	5	4	5	5	4	4	31	4	4	5	4	69.46	-5

VITAL FACTORS--ATM

MTH 8-9-97 10 6 D

#	NAME	L	TOTAL	R	SC	R	SCBL	3F	R	Σnt	R	TOT/S	R	SPN	R
1	NURS	1	168.9	-2	58.1	-1(45.2)	0.2	52.7	-2(25.0)	92.8	-2	93.77	-2	95.02	-1
2	TIPP	1	165.4	-3	56.7	-3(46.3)		51.9	-3(25.2)	90.6	-3	92.60	-3	89.67	-3
3	UNK	1	169.4	-1	57.4	-2(46.0)	0.2	54.5	-1(24.1)	94.9	-1	94.01	-1	94.92	-2
4	SAFE	1	164.8	-5	56.2	-6(47.0)	2.0	51.8	-4(25.2)	88.9	-4	92.37	-4	85.67	-4
5	BARR	1	164.3	-6	56.6	-4(46.3)		51.1	-7(25.4)	86.5	-6	92.22	-5	82.67	-6
6	REG	1	164.3	-7	56.6	-5(46.3)	0.2	51.0	-8(25.4)	84.5	-8	92.15	-6	78.67	-7
7	LOVE	1	164.0	-8	55.8	-7(47.2)	4.5	51.5	-5(25.3)	85.0	-7	92.01	-7	77.67	-8
8	MAD	1	164.8	-4	56.6	-4(46.3)		51.5	-6(25.3)	87.3	-5	92.37	-4	83.67	-5
HIGH 169.4 58.1 (45.2) 54.5 (24.1) 94.9 94.01 95.0															
LOW 164.0 55.8 (47.2) 51.0 (25.4) 84.5 92.01 77.7															
AVE 165.7 56.8 (46.3) 52.0 (25.2) 88.8 92.69 86.0															

* = Wire to Wire

CHAOS POWER RANKINGS AND FRACTALS -- ATM

MTH 8-9-97 10 6 D

						RANKS						COMP		FRACTALS		
#	NAME	L	N	T	SR	LS/P	SPN	FX	Σ	T/S	TPP	LS	RANK	FRL-E R	FRL-L R	FRL-N R
1	NURS	1	1		88	2	1	2	2	2	2	11	2	62.99-2	69.11-2	68.54-2
2	TIPP	1	1		85	4	3	3	3	3	3	24	3	61.84-3	65.91-3	67.27-3
3	UNK	1	1		94	3	2	1	1	1	1	10	1	63.06-1	70.36-1	69.57-1
4	SAFE	1	3		81	1	4	5	4	4	4	28	4	61.55-5	65.09-5	66.96-4
5	MAD	1	1		81	4	5	4	5	4	5	31	5	61.76-4	65.21-4	66.90-5

FRACTALS WEIGHTED: E=Early L=Late N=Normal

INCREMENTAL MATCH-UP -- ATM

MTH 8-9-97 10 6 D

#	NAME	1F	2F	3F+TOTAL PACE
1	NURS	1->	1->	2-> P ₂
2	TIPP	3->	3->	3->
3	UNK	3->	2->	1-> W
4	SAFE	4->	4->	4->
5	MAD	2->	5->	5->

Pace Match Up Graphic -- ATM

MTH 8-9-97 10 6 D

W NAME L N T	1C R	2C R	FT R
PACE	22.19	45.44	110.20
1 NURS 1 1	22.19- 1	45.44- 1	110.50- 2
2 TIPP 1 1	22.55- 3	46.56- 3	112.00- 3
3 UNK 1 1	22.55- 3	45.98- 2	110.20- 1
4 SAFE 1 3	22.63- 4	46.94- 5	112.30- 4
5 MAD 1 1	22.42- 2	46.66- 4	112.30- 4

PL
WWIN ODDS ONLY
ATM

	BOTTOM LINE LS	BETTING LINE ODDS	BAL
1 NURS	20.4	9-5	3
2 UNK	20.3	9-5	3 - W
3 TIPP	15.0	7-2	6 - PL
4 SAFE	11.0	5-1	9
5 MAD	9.0	6-1	9
6 BARR	8.0	7-1	13
7 REG	4.0	12-1	15
8 LOVE	3.0	20-1	14

TENTH RACE
Monmouth
AUGUST 9, 1997

6 FURLONGS. (1:27.4) 4th Running of THE SORORITY. Purse \$150,000. Grade III. Fillies, 2-year-olds. By subscription of \$200 each which should accompany the nomination. \$1,000 to pass the entry box and an additional \$2,000 to start. The winning owner to receive \$30,000, \$30,000 to second, \$16,500 to third, \$3,000 to fourth and \$4,500 to fifth. Weight, 119 lbs. Maidens, allowed 5 lbs. Supplementary nominations may be made at time of entry by payment of a fee of \$5,500 which includes entry and starting fees. Starters to be named through the entry box by the usual time of closing. The owner of the winner to receive a trophy. Closed July 26 with 31 nominations.

Value of Race: \$150,000 Winner \$30,000; second \$30,000; third \$16,500; fourth \$3,000; fifth \$4,500. Mutuel Pool \$224,950.00 Exacta Pool \$109,276.00 Trifecta Pool \$130,321.00

Last Raced	Horse	M/Eq	A.Wt	PP	St	1/4	1/2	Str	Fin	Jockey	Odds \$1
16Jly97 3Mth1	Unky And Ally	Lf	2 119	4	4	42 1/2	3 1/2	2 1/2	1 1/2	Martinez J R Jr	31.20
24Jly97 6Sar1	Tipperary Melody		2 119	3	6	1st	1 1/2	12	2nd	Martinez W	5.70
19Jly97 8Mth3	Love in the Hills		2 119	8	7	82	6th	51	3rd	Rivera L Jr	15.90
19Jly97 8Mth1	Barracouta	b	2 119	6	2	5 1/2	42	3 1/2	42	Black A S	21.30
19Jly97 8Mth2	Regal Miss Copelan	Lf	2 119	7	3	6th	7 1/2	65	5 1/2	Wilson R	12.70
19Jly97 11EIP1	Nurse Goodbody	L	2 119	2	5	2 1/2	2nd	4 1/2	6 1/2	Melancon L	2.20
19Jly97 4Mth1	Madam Fireplace	L	2 119	9	1	9	82	7 1/2	7 1/2	Krone J A	7.00
19Jly97 4Mth2	Safe Return		2 119	5	8	7th	9	82	8 1/2	Gryder A T	1.60
27Jly97 6Pha1	Musical Diablo		2 119	1	9	3rd	5 1/2	9	9	McCauley W H	25.50

OFF AT 5:22 Start Good. Won driving. Time: :21 1/2, :44 1/2, :57 1/2, 1:11 1/2 Track fast.

\$2 Mutuel Prices: 4-UNKY AND ALLY 64.40 18.20 10.00
 3-TIPPERARY MELODY 6.00 5.40
 8-LOVE IN THE HILLS 7.00
 \$2 EXACTA 4-3 PAID \$453.40 \$2 TRIFECTA 4-3-8 PAID \$5,648.00

Here are his penned comments:

WINNER 6 4 40
 MY BETS \$ EX BOX
 V NURSE
 WIN
 TIPP \$3
 V UNK
 UNK \$2
 PL-SH BETS BET \$33- collect \$546.80
 2-2
 UNK

And as a final testimonial from the East comes this from Massachusetts, where they can also bet Del Mar:

September 8, 1997

I am sending in my renewal for the Follow Up. The last few issues have been extraordinarily informative leading to my most profitable sessions since joining the Sartin Methodology in 1990.

✓ The strongest reason for using the Methodology continues to be the high mutuel return for your dollar. In this era of short fields and horseracing's downward trend, my average mutuel continues to be \$9.50 to \$12.00 over the last 300 races.

Also enclosed you will find a check for Pace Launcher 4 which comes out of the profits of the recently completed Del Mar meet.

There is also money for a graphics program mentioned to me by Shane.

G. R. MAS...


YOUR EMOTIONAL BOTTOM LINE / BETTING LINE

Since Follow Up 64 I've had clients coming the office for personal consultation. They bring their Pace Launcher readouts showing double digit winners that Rank 3 or 4 on Bottom Line with double digit figures. On their Betting Line odds projection these winners project at odds of from 5-2 to 7-2. Yet they DO NOT BET THEM, not even to Place.

When I ask why not, they respond with chagrin, regretting that they failed to act appropriately. However, their personal bottom line is an emotional inability to accept and properly respond to their betting odds projections. This stems from a deep seated fear of looking past their top 2 Bottom Line rankings.

Another excuse is based on archaic, classical class distinctions made when choosing contenders, causing winners to be eliminated from consideration. They agree with my stated reasoning about Class on an intellectual level but on an emotional level say that they can't bring themselves to abandon old lessons regarding class. They should try going to the races with a class handicapper some day...that would cure them.

The race track or off-site wagering center is no place to let you emotions overrule your intellect. Happily Vox Populi is full of testimonials from persons who use Bottom Line and Betting Line in symbiotic concert to overcome the problem.



VOX POPULI

THE CLIENTS SPEAK

...Before I forget – I took the last issue of the Follow Up to France with me and was delighted to see a race from Santa Anita highlighted on pages 44-45. And why was I delighted? Doc, I keyed Cinoroto (at 91-1) in the trifecta and hit it for a dollar five times. My return was over twenty-two thousand dollars, my highest score on a single race. Now you know why I want to take you to lunch!...

Warmest regards,
P.T., California

DOC COMMENTS: He uses PL4 and Quad Rater.

Dear Dr. Sartin:

Please find enclosed my check for the "Winningest Methodology program ever!"

I enjoyed reading Follow Up issue #64.

Thank you,
P.E., Illinois

Dear Shane,

Thank you very much for the exceptional fast service of the replacement disks of Thoromation, Pace Launcher 4 and Quad-Rater. I installed them Saturday and everything is working well. I am looking forward to the release of Pace Launcher 5. Thanks again for the fast service and your have customer forever.

Kindest regards
G.R., Missouri

Dear Doc:

Received PL5Q just in time for the start up of Playfair. Thanks so much - you are always too thoughtful. I really like the inclusion of Entropy and Quad-Rater to the program. TS also appears to be another great indicator.

I'm returning PL4V, Quad-Rater, and Thoromation II for your library. PL5Q for me is truly a stand alone program - If I can't get it with PL5Q - then I won't get it!

The attached matrix is a result of the first 4 days of Playfair. Got pretty lucky, but truthfully all I do is attempt to follow your instructions and bet according to the great indicators in PL5Q.

D.F., Washington

Dear Dr. Sartin,

Enclosed find my renewal for my Follow Up. Keep up the good work and thank you for keeping us all up to date in the field of horse racing.

I have heard that you are updating Quad Rater. Is there any truth to this rumour?

Hope to hear from you soon with the details.

Sincerely,

F.P., Canada

DOC COMMENTS: An updated version of Quad that requires no cigar graph decision, plus 3 dramatic new readouts, is in "Doc Sartin's Private Method" now in the hands of testers in Canada, the west, northwest and east.

Dear Doc,

...Enclosed PP from race 10 Monmouth Park on 8/9/97...I have only gotten to the races once since returning home...Race 10 was the highlight of my day. Win price \$64.40; exacta \$453.40. I had a \$1 exacta and \$2 win/place/show. Nice profit for a 5-10 a race bettor.

Thanks again. I enjoyed seeing you, and talking with you and Guy. Received Follow Up today, read Guy's article, enjoyed it, and can identify.

Sincerely,

Bob in Maryland

...Thank you so much Doc. I now have two things, I can pick winners and I can bet them. I look forward to my next day at the races since seeing you. It was a twin trifecta with a pool of \$322,000.00. Thanks for the kind welcome I received from you and for the things you said to me. When I left Beaumont, I felt better about myself and racing than I had in twenty years. I am now ready to do what you have taught me to do - be a winner. Thank you so much. May God bless you and your family and staff.

Sincerely yours,

H.S., New Mexico

Dear Howard:

This Doc's Private Method is just fabulous!!!

Last week I invested in 44 races and won 34. The winner was in the top 3 in the 33 of the 44 races on the Betting Line alone. My average mutuel was \$12.40 for this period.

I have been investing at DMR and HST. No Maiden Races done as it has changed my outlook on ROI.

I am just honored to be testing the PL5Q.

....I now only print one screen It's the Bottom Line/Betting Line. The Bottom Line is the Betting Line so I encourage people to read the Follow Up and follow Doc's Private Method and cash tickets. Thanks again - you're the greatest.

D.C.M., Canada

Dear Doc,

...Your recent Follow Up is by far the best you have done to explain contender and pacelines - and how to use them. If someone cannot "get it" from this, they simply never will.

I use a lot of the things I've learned over the past, but the most important one is (that) you must captain your own ship - you have to do it yourself. If they can't from what you have written, I myself would give up.

P.C., Georgia

...PL4V is great! Its great for playing exotic bets, doubles and pie-three wheels.

It was instrumental in my play of Pick-6 about a month ago at Hollywood when I hit for five figures! (over \$10,000).

Working on keeping a track profile to increase my win bet ratio.

Thanks much,

W.S.H., Texas

Dear Joyce et al,

As per our conversation about having all subscriptions mailed 1st Class, this is what I think. O. Henry House, The Sartin's , the staff, the programs, the Follow Up, the teachers are all 1st Class, and it is only fitting this super publication should be mailed 1st Class. Amen. Enclosed is my check for 1st Class renewal. Thank you!!

V.V., New York

P.S. Shane, thank you for your help.

Dear Doc, et al:

...Please accept my \$72 Follow Up extension. You always lace your scorn with charity. And - it remains a singular pleasure to receive your advice and guidance.

Best,

M.F., Florida

Dear Shane/Howard:

I am writing to express my sincerest thanks for PL4 and the Methodology. I can now comfortably state that I am a convert: non-winner to winner! I have been devouring everything in the Follow Up on anti-handicapping and money management tips. Well, I have since been able to eliminate many non-winning preconceptions, habits and money management strategies and have comfortably converted.

My previous style of play was to spot play races with a professional size wager (win only on one horse as described in FU #64) and wager small action type bets in exotics to pass the time. I made more money per dollar wagered but there were sometimes large gaps between bets and bankroll size. Take the Del Mar card on 03 September 1997 as an example. The bets normally would have been planned on Moscow MD in the first, Shellbacks in the fifth, and Advancing Star in the seventh. While only Moscow MD and Advancing Star were bettable, I shunned the old ways. Utilizing the Methodology (i.e. my interpretation) I reduced the bet size to fifty (split 30/20) and had a good day. While the winnings are less than I would have normally made plunging, I have more faith in this method and enjoy the security of not having a large wager on one event and the accompanying fluctuations in bankroll. Incidentally, I had a perfect day at Woodbine going four for four with small wagers only. Great Day at the Races!

Thankful for a Change in Style,

W.G.T., California

Dear folks -

Enclosed is (payment) for PL4.

... I've been happy with Selector and Synergetic Match Up 2, but in working races in the Follow Up's won by PL4, using the same contenders and pace lines on my programs, I can only get the winners by getting down to the exact right mix of three, or sometimes four, contenders. While this exercise reveals some weaknesses in my selection process, I must admit the "forgiving" nature of PL4 seems most attractive. If profiling and modelling is made easier, so much the better. Many thanks.

J.G., California

DOC COMMENTS: His is a common observation about previous programs. The required contender selection and interpretive skills not possessed by all.

Dear Sirs,

Attached is my money order for Pace Launcher 2. This is an affordable place for me to start with the computerized version of the Methodology. I have been doing Total Pace Ratings using a hand held calculator following the instructions in the manual. I still have a lot to learn, but I have been hitting winners at several different tracks. Thanks for your help; I am becoming a winner.

T.M., Arizona

RE: PACE LAUNCHER 4

Thanks for the update on the current status of PL4 in the Follow Up 64 on page 32:

...enclosed please find a check for the Pace Launcher 4 program and supporting documentation. After reading the many Vox Populi comments about the program, I look forward to participating in 21st Century handicapping.

Best to all,

T.D., New York

...Thanks again for your time and effort. The extent to which you will go to help us clients is incredible! Lou, Illinois

RE: New issue of Follow Up - Sartin Speed Numbers
Just a quick note to let you know that the last issue that I received of the Follow Up is probably the best that I've seen you write. The chart to do the speed adjustment is absolutely great! I cannot wait until I get my hands on Pace Launcher 5Q.

K.C.J., Arkansas

...PL4 had the winner of the other races on the results page also, however the winner in #7 was disqualified -

All in all - the young men with me this day enjoyed their day and in awe at the accuracy of your Pace Launcher 4.

God Bless,

R.B., Indiana

Dear Dr. Sartin:

I hope you are doing well. The follow Up #64 is your masterpiece. Congratulations!

One needs only the issue #64 and the "Sartin Methodology Today Workbook" to grasp the entire Sartin Methodology.

I can hardly wait to get hold of a diskette copy of the Pace Launcher 5Q!

Dr. M.M, Ohio

FROM A NON-CLIENT:

...I purchased your book at the Gambler's book store in Reno in September, 1992, and my life has never been the same since. Well, that may be a

slight exaggeration but, let's just say that I've enjoyed considerably more success at the track than before my exposure to the Sartin Methodology.

...Since that fateful day I have steadfastly resisted the lure of computer handicapping and firmly believe that rooting around in the dense thicket of the DRF's agate type still yields more dividends to the dedicated handicapper than simply downloading numbers. My most useful tool is still the Sartin pace figures...

R.F., California



shane@discover.net

Hi Shane and Doc,

I was very pleased to receive your letter and inclusions. As has been said many times in Vox Populi (but I'll say it again), your efforts to help the clients go way beyond what any "system seller" would provide. This is what will always set you apart from the rest.

Subject: Lone Star pars

Thank you for the turf pars at Ellis. With them I hit the \$10.80 winner in the only turf race yesterday.

I was wondering if you could send me the dirt and turf pars for Lone Star and what do you do for the variant. Also where would Lone Star fit on the track class chart?

DOC COMMENTS: NOT Pars...3 Year Best times.

To get 3 year best for all tracks call:

1-800-306-FORM

Subject: thanks

...you helped me out with dealing with the various distances in turf races. I realize I was using distances that strayed too far from the length of the race I was handicapping. Your advice helped a lot. Thanks. Funny, what you said added up to a variation of an old Henny Youngman joke where he goes to the doctor and says it hurts every time I do this, and the doctor says, don't do that. I suspected that I should keep things tighter but for a while I was trying to see how things work out using the aodds choices (it becomes especially problematic with tandems where one of the t. choices finished 7, 18 lengths behind. Guess it's time to find another pace line!!).



Howard G. Sartin, Ph.D

The Psychology of Winning Decision Therapy

There is an entire therapeutic procedure built solely on curing **INDECISION** (Abulia), helping people to make consistently firm and rational **DECISIONS**. Other than perhaps marriage, I know of no other group that needs this kind of therapy more than handicappers.

I trust we have now firmly established that the reason you might not be winning as prescribed is not caused by handicapping deficiencies, per se, but from faulty decisions culminating in wagering decisions.

The essence of Decision Therapy lies in the exercise of options. First you must know what your options are. Most persons betting on horses do not and make little effort to find out. In truth, they probably don't *want* to know. A wealth of statistical data on the subject has been compiled over the years through valid research. I'll offer some here in the hope that it will help you, in both handicapping and wagering decisions. Granted, most people will tend to ignore this data and continue to function with subjective opinions and hopes that exceed reasonable expectancy.

Once they do accept certain facts, the next step is to weigh the potential outcome of exercising one set of options over others. First, a coefficient of correlation of options, based on standard deviation.

OPTION #1	TOTAL POTENTIAL (Statistical/Subjective)	OPTION PERCENTAGES		
		ACTUAL POTENTIAL EXERCISING OPTIONS		
		1	2	3
1	75.0%	48%	71%	78%
2	70.0%	42%	67%	71%
3	66.6%	37%	63%	67%
4	65.0%	33%	60%	64%
5	60.0%	30%	55%	58%
6	*55.0%	26%	47%	51%

* YOU MUST NEVER fall below 55%

What we must accept here is that being 100 % correct - CONSISTENTLY -is such a statistical rarity in ANYTHING, especially handicapping, that we can safely say it's impossible. Remember that next time you think some horse is "A LOCK." Hence, the highest positive percentage anyone can really expect to reach consistently is 75%. At that level we can expect a true proficiency of 48% exercising ONE option. 71% with two options and 78% with three.

APPLICATION TO WIN PERCENT & R.O.I.

First, I'll state a truism that Money Management experts seldom, if ever discuss. The 'Number of Losses-In-A-Row' syndrome. Were it not for the psychological traumas stemming from this consideration alone, many of us could make a profit wagering on only ONE horse, providing we steered clear of UNDERLAYS and held out for mutuels exceeding \$6.00.

To achieve this you would have to confine your wagers to contenders with a statistical chance of winning 75%. You could then expect to actually win 48% of the time. $.48 \times 6.00 = 28.80 - 20 = 8.8/20 = .44\%$. A 44% R.O.I. To make \$500 a week you would have to invest \$1,140. MORE important to most of us, you would have to emotionally withstand the probability of losing NINE races in a row. Nine is based on YOU maintaining optimal emotional equanimity, betting optimally without exception throughout EVERY 20 race cycle. Any deviation and your expected number of losses in a row go to 11 and beyond.

Flat-Bet

INPUT DATA:

Original bankroll	100
Number of trials	20
Win probability	.48
Average odds to 1	2.1
# of repetitions	20
Base Bet	2
Random seed	-100
Limit win % range	N

RESULTS:

Average return	123.1
Win percentage	48
Average odds	2.27
Longest win streak	6
Longest lose streak	9
Average bet	2
Number of busts	0

Let's look at win expectancy and number of losses in a row if you held out for odds of two point 5 to one: \$7.00 mutuel.

INPUT DATA:

Original bankroll	100
Number of trials	20
Win probability	.40
Average odds to 1	2.5
# of repetitions	20
Base Bet	2
Random seed	-100
Limit win % range	N

RESULTS:

Average return	120.49
Win percentage	41
Average odds	2.66
Longest win streak	4
Longest lose streak	10
Average bet	2
Number of busts	1

Now it's up to TEN if you're as emotionally stable as a computer.

Next, in answer to those who say they hold out for odds of 3-1 with the expected win probability.

Flat-Bet

INPUT DATA:

Original bankroll	100
Number of trials	20
Win probability	.30
Average odds to 1	3
# of repetitions	20
Base Bet	2
Random seed	-100
Limit win % range	N

RESULTS:

Average return	110.36
Win percentage	31
Average odds	3.11
Longest win streak	4
Longest lose streak	13 ✓
Average bet	2
Number of busts	2 ✓

You can now expect to LOSE THIRTEEN in a row.

Now I'll answer this bit of nonsense in the C&O report.

this is like
 saying Howard Sartin is
 correct to play two horses
 to win in the straight pool
 because he wins. Quinn
 would do better if he bet
 more money on less horses
 in the pick 3, and Sartin
would do better if he bet
more money on one horse
in the win pool. If they go
 into a slump, they can
 lower the amount of their
 wagers. Why do so many
 horseplayers go the race-
 track to buy insurance?

I'm told that the guy who wrote this is quite intelligent. You'd never know from the above. I'm old enough to be his father, if not grandfather. So, it's ludicrous for him to assume that I haven't tried every known wagering strategy, including DOUBLING the amount of my bet on ONE horse. The closest I've ever had a slump wagering on two horses was at AKSARBEN in 1992. Jim Bradshaw and I both lost four in a row. I certainly would NEVER lower my wagers after a so-called slump, If anything, I'd raise the ante.

Here are some facts this writer overlooks:

(1) When I tried betting ONE horse, I was never comfortable trying to decide WHICH ONE. The natural inclination is to wager on the one that ranks highest on the most readouts. Usually, that means the LOWER odds horse. All the value oriented big names claim they bet the one with the higher odds, but I've seen much evidence to the contrary.

(2) I handicap and wager for profit, but even more for the pleasure it gives me. I find no pleasure in losing a lot of races in a row. Not when for the same money, I can go along smoothly seldom missing three in a row. He calls that buying insurance. If so, it's a cheap policy.

Multiple wagering only costs TWICE as much for the first few bets. After that all bets come out of profits that mount exponentially over what they would be from betting a single horse.

EXAMPLE:

Flat-Bet
 INPUT DATA:

Original bankroll	100
Number of trials	20
Win probability	.71
Average odds to 1	2.1
# of repetitions	20
Base Bet	2
Random seed	-100
Limit win % range	N


RESULTS:

Average return	154.44
Win percentage	70
Average odds	2.38
Longest win streak	14
Longest lose streak	4
Average bet	2
Number of busts	0

I have CUT my average win odds in HALF to accommodate betting TWO horses. For that reason you see Ave. Odds 2-1⁺ resulting in a computer projection of 2.26-1. My ACTUAL ave. mutuel is \$10, 4-1⁺, so the 2-1 represents reality when betting two horses.

The end result is: WITH the SAME hundred dollar starting bank that I gave the ONE horse bettor, I have \$154.44 compared to his maximum potential of \$123.10. MOST IMPORTANT, I will possibly suffer a maximum of FOUR losses in a row compared to his NINE. This alone should insure that I will experience NONE of the nagging anxieties or wrenching EMOTIONAL qualms that regularly attack most one horse bettors. Of course, those things never happen to the experts who write for handicapping periodicals: just to us fragile humans.

BOTTOM LINE: I'm not buying FINANCIAL insurance, it's EMOTIONAL insurance. To me, that translates to health insurance. Besides which, with the SAME bank I make more profit. Get real, C&O.



"THE MATCH UP offers every reader the chance to duplicate the legendary achievements of one of North America's premier handicappers."

DR. HOWARD SARTIN

"One of the most effective examinations of pace handicapping ever published. Targeted primarily at advanced handicappers, *the Match Up* examines crucial questions such as: How fast will the pace-setters be accelerating? and How fast will deceleration decide the winner of the race? The concepts examined are illustrated with past performances from actual races at a variety of tracks. If you want to take your game to the next level, *The Match Up* is a must read."

AMERICAN TURF WEEKLY

\$30⁰⁰ Includes shipping, handling & tax

Canadian Residents: \$33⁰⁰ U.S. funds

TO ORDER:

Send check/money order or use your Visa or Master Card to:

JIM "The Hat" BRADSHAW

3335 S. 114th E. Ave.

Tulsa, OK 74146

Include name and full address.

For Visa/Master Card orders, clearly print your card number and expiration date.

Horse Racing ~ The Phenomenon of Thirds

The numerology of horse racing has always been dominated by THREE and thirds. There are many examples. Here are just a few.

Each race is divided into THREE fractions.

One THIRD of favorites win.

Two THIRDS of favorites are in the money.

The first THREE horses across the finish line pay off to bettors.

In a valid selection method the top THREE win the vast majority of all races.

The top THREE betting choices also win the majority of all races.

89% of all double-digit VALUE bets are found in Pace Launcher's top THREE Bottom Line rankings (when directions are followed, and often even when they're NOT).

HUMAN BEINGS - THE PHENOMENON OF DUALITY

HUMANITY and the history of HUMAN experience has always been dominated by the number 2 - DUALISM.

IN THE BEGINNING...GOD created...

Heaven and Earth. (populated it with TWO) Adam and Eve

God and the Devil. Heaven and Hell. Good and Evil.

The Story of Noah and The Ark...animals aboard in TWO of each species.

Right and Wrong. Love/Hate. Either/Or (Dichotomy)

Life/Death (Eros-Thanatos) Life Wish/Death Wish

Win/Lose. Black/White. Right Brain/Left Brain

Believer/Infidel. Manics and Depressives. SPLIT (dual) Personality.

Man and Woman. Husband and Wife. Parent - Child,

Teacher - Student. Doctor-Patient. Young - Old. Rich - Poor.

Jew - Moslem (even though the lineage of both is through Abraham).

In Christianity we have Catholic - Protestant (and a lot of graves in Ireland). The list of Two's goes on and on.

With all this evidence of duality it seems we're almost pre-ordained to bet two horses. The dichotomy suggests we bet the two with the highest and lowest odds. However, we can do better than that by wagering on the LOW odds horse our readouts say has the *most* chance of winning and a *higher* odds contender deemed by our readouts as having the best chance to win and pay a substantial profit.

When, as human beings, handicappers enter a contest where success is dictated by Three's, most will fail simply because of mankind's atavistic attraction to dualism and the making of choices based on the dichotomy of Either/Or. When faced with choosing from three alternatives, many handicappers, and virtually all "horseplayers," suffer debilitating anxieties causing them to choose incorrectly the majority of the time.

Hence, despite my almost violent protests in the past six issues of the Follow Up, clients persist in an almost monomaniacal focus on the TOP TWO numerical choices from their readouts. Just by thinking in terms of THREE, most would profit dramatically. It appears that I'm at war with basic human nature when I suggest they expand their horizons by only ONE.

I have a lot of evidence to suggest that might even be a losing war.

Consider this: Before I had the temerity to suggest that clients should think about making a monetary profit along with just winning races, the Sartin Methodology was the most popular refuge for aspiring handicappers who couldn't consistently pick horses that won. With the Methodology, most of them began selecting a bevy of winners. Even though they didn't keep accurate profit-loss records of their wagers, they didn't care. Times were good. They had jobs. The emotional exhilaration from winning sufficed and they were happy.

Even when they suffered losing days they had Doc and his Psychology of Winning to tell them it was because of negative childhood conditioning through parental discounting, social imprinting or impositions from their training. It became convenient to use ol' Doc's therapeutic approach as an excuse for failure.

Well that's not what Win Therapy is all about! It is designed to give insight into the reasons for failure and to then give permission to succeed. Many clients stopped at the threshold of PERMISSION. They got too much pleasure, albeit masochistic pleasure, from having a source to place the blame for their failure. They had an excuse, and that's really all they wanted.

When ol' Doc insisted they abandon this unhealthy condition and move forward, they resented it and began to drop out, seeking someone or something that would permit them to remain in stasis. My focus on demanding that clients avoid the insidious negative traps offered by things like PROJECTION and EXTERNALIZATION (Follow Up 64) created discomfort. They threatened the perverse pleasures derived from that other instinctive human drive: Thanatos, the Death Wish.

It is extremely difficult to cure personality dysfunctions stemming from a sub or unconscious desire (need) to fail. In most instances that need is confined to a single field, in this case handicapping. In other areas of endeavor such need is seldom manifest. I've often explored the

reasons that handicapping triggers such a need, so I won't repeat them here.

As a therapist I'm opposed to enticing anyone into a stochastic endeavor, labeled by society as gambling. I'm interested only in helping those who are already dedicated to succeeding in the field. Those who are not so dedicated are doomed to fail. They will persist in losing no matter what I might say or have proved through long research and daily practice. Why? Because they have chosen to accept myth-driven "opinions" and outdated "rules" over reality. Since such acceptance is the source of most personality disorders, I can take such persons no farther through these pages. Protracted therapy? Perhaps. But the truth is, even though they won't admit it, most are getting too much pleasure from failure and don't truly want to change.

Such is the nature of Human Dualism Can't win: lose. Can't be first, be last. Can't be right: be wrong. Can't love: hate.

In creating mankind, heaven gave us the unique ability to take equal pleasure from either side of the dualistic dichotomy. Animals don't possess it. They're governed by survival of the fittest. This is the Darwinist principle that also dictates winning and losing at the races. To consistently WIN, one must overcome all negative aspects of Dualism. But, take heart. Dualism is not all bad. You can still make more money wagering on two options than with one. The trick is to isolate the proper two from racing's most persistent number: THREE. Vox Pop is filled with persons who have done so with Bottom Line/Betting Line. So can you!

THE POWER OF THREE
from the Basic Manual (The Yellow Manual)


A 3-3-3 is the best predictor of longshots.

A 3-3-X is the 2nd best predictor of longshots.

A 2-2-X is the 3rd best predictor of longshots.

Book Review & Commentary

on the state of the art and
science of handicapping today



THE GOSPEL ACCORDING TO RAGOZIN THE BOOK OF LEN

The genius behind the famed "Sheets" has written a book. *The Odds Must Be Crazy* is Len Ragozin's tribute to Len Ragozin. He is a truly unique personality and his narrative of persecution by the FBI, his former employer, Newsweek, for being a Marxist Communist makes for fascinating reading. So does his recounting of the way he and his late father developed what are now considered the "Elite" of speed figures affectionately know as the Ragozin Sheets.

I freely admit that for me, the high point of being at Expo '90 was meeting Ragozin up close and personal and being honored by his stinging appraisal of my work. He became far more respectful when he actually learned something about it. Why not? We're about the same age and besides, I have a beard.

Looking back, I must confess that the high point of my stint at Expo '84 was meeting Andy Beyer. I've always been awed by giants: celebrities in any field. Beyer, Quirin, Quinn, Davidowitz and other renowned handicapping figures, led to my conclusion at Expo '84 that I was the only one there I'd never heard of.

Much of Ragozin's book, published by Little John, is sublime. It took several chapters into the opus to find the ridiculous.

The venerable Bill Olmsted reviewed the book for his C&O report and he praised it wholeheartedly. Unusual for Bill who can usually find something wrong with anything. Perhaps he was awed, as I was, by the Ragozin mystique.

However, I did find quite a few things in the book that diminished my awe. To begin with, NO Past Performance Charts to aid in deciphering the "Sheets" which take up 96 blurry pages. It's nice to know that some Stakes or high Allowance horse had a 6 or 3 Raggie rating and won its race but I would like to see its Past Performances lines in a more familiar format, not just how it looked on the Sheets.

Throughout the work he takes issue with Andrew Beyer. It reads like a tour de force, Raggie vs. Beyer. Kind of a repeat of the feature presentation of Expo '90 on Figure Handicapping that I dubbed "The Battle of The Titans". Ragozin freely admits that he's cantankerous, haughty and overbearing. It's one of his charms that I admire. However, I enjoyed it more when he insulted virtually everyone rather than just picking on Andy.

EXAMPLE: At Expo '90 he opens his remarks with: "When they Invited me here, I didn't think I had much to offer. BUT, after hearing some of this morning's presentations, I realize I have a whole LOT to offer."

I loved it. James Quinn and Greg Lawlor, the conclave sponsors did NOT. Neither did the many speakers he managed to insult for the three days of Expo. So, he was not invited back for Expo '93. In light of some of the ludicrous proceedings at that convention, his exclusion was probably a compliment. Expo '93 was saved only by the presence of the Dean of us all: Tom Ainslie.

Fade Out: The SUBLIME. Fade In: The RIDICULOUS.

After several delightful chapters about his personal life experiences in which he reveals his Marxist convictions, he then writes his own Manifesto that is a riddled with more inexactitudes than the Communist Manifesto.

At least three times in the book Ragozin boasts about the SportStat report that shows his figures producing better results than Beyer's.

The value of our painstaking approach to setting the variants has been demonstrated not only by the success of our longtime customers but in a recent analysis by the SPORT-STAT organization. Using *The Ragozin Sheets* and a mechanical betting method, SPORT-STAT showed a profit and did about 15 percent better per dollar bet than using Beyer, on whose figures it showed a loss. Tests it did with another rating service, Thoro-Graph, founded by a former employee of mine who knows my formulas, showed results even worse than using Beyer. (To get SPORT-STAT's study, call them in Las Vegas.) To me, these results demonstrate that even when you have most of your concepts right, as Beyer and Thoro-Graph do, there is a lot of experience and judgment involved in making accurate par times, and — especially — in reaching precise daily variants.

I now make a daily racing variant based on the foundation of our original speed ratings — the average results of all the claiming races that include four-year-olds. Each racing day, at every track, we average up, after first correcting for wind, the first 40 percent of the finishers in these claiming races to see if they are running near their norm or unusually fast or slow. This indicates track speed.

By using these more ordinary horses, you have the advantage of dealing with the typical rather than the exceptional, which is what a track record or a three-year fastest time represents

Ragozin spends an entire chapter telling us how long he labored for years to produce speed and variant figures that OUT-PERFORMED the Daily Racing Form's Speed Rating and Variant. In the final chapter of the book he says Pace Figures won't work because they don't consider the wind factor. More on that later.

He boldly states that he may deign to incorporate Pace into his future Sheets and that if he does THEY will be the BEGINNING of accurate Pace Analysis. Before he does that he might consider going back to the drawing board for Speed/Variant figures that are as good as the DRF SR+V, a combination that produce far better results than his claims for his sheets. THAT fact from SportStat, the very organization he applauds for accuracy.

Look at the figures under ODDS.

Ragozin Performance Ratings

Ragozin Thoroughbred Data "The Sheets"

Price: \$35 per day, subscriptions available with Federal Express Service.

Best Figure of Last Three Starts

Tracks	Num	Avg Odds	Exp. W%	Act W%	Act P%	Act S%	Win ROI
Hol	203	4.57 X	22.94	28.08	47.29	57.84	0.00
Others	707	4.14 X	24.54	27.16	45.89	59.41	-0.05

Beyer Speed Ratings

Best Figure of Last Three Starts

Tracks	Num	Avg Odds	Exp. W%	Act W%	Act P%	Act S%	Win ROI
Hol	225	4.58	24.27	28.67	43.58	57.33	-0.10
Others	745	4.28	24.03	24.43	41.21	55.84	-0.17

Thorograph Performance Ratings

Thore-Graph

Price: \$25 per day, subscriptions available with next day service.

Best Figure of Last Three Starts

Tracks	Num	Avg Odds	Exp. W%	Act W%	Act P%	Act S%	Win ROI
Hol	207	5.18	22.51	22.71	43.48	58.45	-0.22
Others	728	4.89	23.57	24.66	43.25	58.95	-0.12

Daily Racing Form Speed Ratings + Track Variant

Best Figure of Last Three Starts

Tracks	Num	Avg Odds	Exp. W%	Act W%	Act P%	Act S%	Win ROI
Hol	232	9.01	18.83	23.71	39.22	50.88	-0.04
Others	828	8.80	19.72	21.31	38.80	49.64	-0.04

The Ragozin Sheets produce average win "odds" of \$4.36. Beyer \$4.42. Thorograph \$4.93. And, lo and behold..DRF SR + V \$7.80!

Apparently the DRF is paying all those royalties to Beyer based on his "name" value in selling forms. Not because they didn't already have a rating that is far superior.

At least Beyer's figures come with the cost of a Form where you get as many as three tracks per day. Ragozin charges \$35 a day for ONE track, Thorograph, \$25.

Ragozin's boast with regard to the SportStat report, is that at ODDS of 4-1 or better, his "Sheets" out performs Beyer by a lot.

Here is SportStat's report for Odds of 4-1 or better:

Ragozin Performance Ratings

Best Figure of Last Three Starts - 4-1 and Up ✓

Tracks	Num	Avg Odds	Exp. W%	Act W%	Act P%	Act S%	Win ROI
Hol	75	X 8.86 Y	10.53	12.00	26.67	36.00	-0.07
Others	208	x 9.29	10.28	13.48	25.48	37.98	0.11

Beyer Speed Ratings

Daily Racing Form

Best Figure of Last Three Starts - 4-1 and Up ✓

Tracks	Num	Avg Odds	Exp. W%	Act W%	Act P%	Act S%	Win ROI
Hol	74	✓ 9.99 ✓	10.54	12.16	22.97	36.49	-0.02
Others	245	✓ 8.86 ✓	10.70	11.43	25.31	36.73	-0.10

Daily Racing Form Speed Ratings + Track Variant

Best Figure of Last Three Starts - 4-1 and Up ✓

Tracks	Num	Avg Odds	Exp. W%	Act W%	Act P%	Act S%	Win ROI
Hol	117	X → 15.77 ✓	8.25	9.40	27.35	40.17	-0.12
Others	379	✓ 11.80 ✓	9.18	13.72	24.54	32.98	0.13

Look! The DRF SR+V out does them both and with much higher mutuels.

Utilize my NET SSR procedure together with Pace Launcher and the figures goes up substantially.

It amazes me that Ragozin would lean so heavily on quoting SportStat research when anyone can actually purchase the report for themselves and see the comparative figures. Is he depending on typical "horseplayer" laziness and gullibility? Those who bother to check will find that he has hoisted himself on his own petard. No matter, he's made millions selling his "Sheets" at \$35 a pop.

Is this the time for Puck to rise up and say:

"What fools these mortals be..."

WIND, RAGOZIN'S OR NATURE'S?

Alas, another renowned "expert" comes forward to announce that "Pace Figures are USELESS.." Again I must ask: Does that mean I have to return all the money I've made over the years using pace figures? Are those Vox Pop letter writers all delusional?

Ragozin's fixation on WIND is comparable to that of persons afflicted with Mental Scotoma about weight, the need for so-called Pace Pars, Man Made Class and the absolute validity of Claiming Levels.

Mental Scotoma: as defined in the Psychiatric Dictionary:

scotoma (skō-tō'ma) An abnormal blind spot in the visual field.

Xscotoma, mental Lack of insight; a mental "blind spot" for the problem before one's eyes.

(3) scotomization A process of psychic depreciation, by means of which the subject attempts to deny everything which conflicts with his ego.

In my opinion, the (3) definitions applies to much of the material Ragozin's book.

"Horseplayers" and even some highly intelligent handicappers, are particularly susceptible to this disorder. They never seem to ask themselves what would happen if they refused to be so concerned by the subject of their personal Mental Scotoma. I always ask them to keep records to see how many races they WON as a result of their fixation compared to how many they LOST.

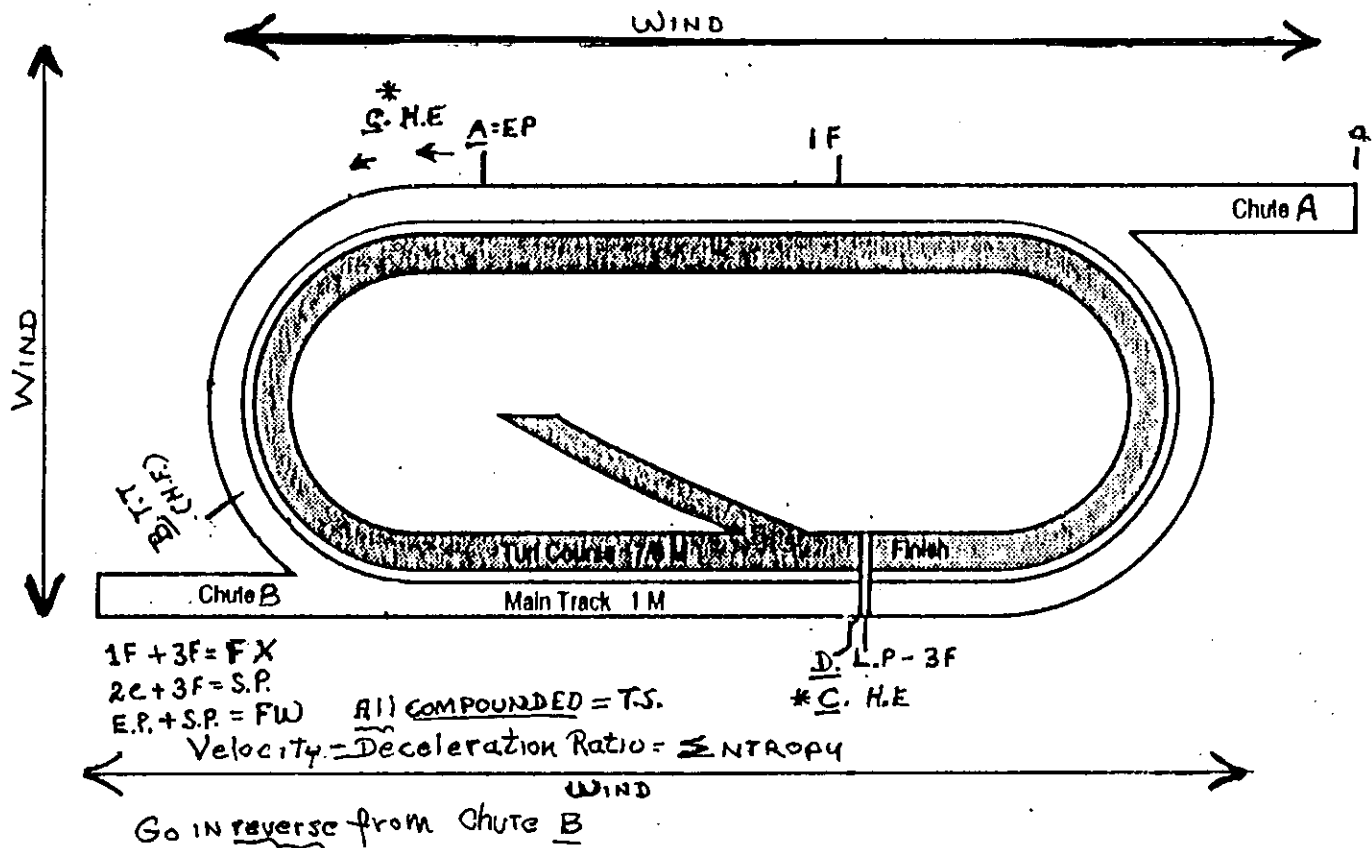
I'm often on a fool's errand here: Fixations and Mental Scotoma are harder to cure than Schizoid Paranoia.

Ragozin's attitudes on Pace and Wind are based on the fact that he reveals no concept of what actually constitutes Pace, or by a more proper definition, "Incremental Velocity & Energy Expenditure." Beyer once suffered from similar ignorance but was amenable to instructions and subsequently altered his view. He once thought as Ragozin thinks, that Pace is defined as position and/or speed at the SECOND CALL. Add final time and you have PACE as defined in the 1940's by Ray Taulbot. It is still the classical definition of Pace and is totally INACCURATE! It defines EARLY PACE ONLY!

We find Ragozin accepting this archaic notion on page 307 where he says: "—we'll finally get around to making a pace figure available to those who are interested in the question of 'who ran faster' in the EARLY portion of the race.." His confusing PACE with Early Pace makes me question his acknowledged status as a Harvard genius.

Here is a diagram of a typical mile racetrack. I don't care if the wind is blowing from the

east or west, south or north, TRUE pace, especially our COMPOUNDED PACE FACTORS, are neither favored nor punished by the wind. To misquote Shakespeare's Portia, "The quality of wind is not strained. It bloweth as from heaven to the place beneath. It is thrice blessed; It blesseth the Early, the Middle and the Late..."



CODE: <————> Wind Direction A = Early Pace B = Hidden 2nd Fraction, AKA Turn Time but not always run on turn. C* = Hidden Energy - Composite of 2nd and final fractions. D = Late Pace - 3 fraction. E = Factor X. Ave. of 1F + Late Pace F = Sustained Pace. Composite of EP + 3f. G = Factor W. Composite of Early & Sustained Pace.

In truth, Ragozin must know this. He attended my session at Expo '90. Amazingly, he sat polite and attentive through the session and told me afterward that he was thinking of incorporating some of my concepts into his Sheets.

Whatever his reasons for ignoring the lesson, it's a boon for us. The fewer people who know what Pace really is and the more who think its "useless", the less competition we'll have. Let the public pay \$35 for "Sheets" and duplicate Ragozin's 14% R.O.I.

As for me, I'll download or pay \$3.50 for a Racing Form.

Now I'll take some excerpts directly from the book, including some quotes Ragozin attributes to Andy Beyer and some direct words from Beyer gleaned from his books. Throughout I'll make my own commentary. It may be my only chance to get a word in edgewise in a conversation with handicapping's two foremost giants.

RAGOZIN:

It was time to take up Marion on her offer to run tests on her computer.

Meanwhile, during the very period when all this was going on, the Las Vegas casinos began offering rebates to large horse-bettors. This now meant that if the system did nothing more than break even, a good profit was available based on the rebates.

SARTIN

Several Vegas casinos are giving 5% rebates to those whose cumulative wagers are \$100,000 and over. They're now making it profitable just to break even.

RAGOZIN:

Yes, the newspapers were recently full of the great achievement of the IBM programmers who developed Deep Blue — the chess program that won a game against world-champion Kasparov. But isn't beating racing via computer a noteworthy achievement? I don't quite know how to claim my trophy, however. I would be happy to challenge Beyer or any leading public handicapper to fight things out with my system — but I doubt very much that anyone with a reputation would accept the dare. I would have everything to gain and little to lose, while they would be in the opposite position.

SARTIN

In acknowledging Deep Blue's chess mastery over Kasparov, Ragozin joins me in citing the consistent viability of the computer over even the most skilled individuals relying on sensory perception.

Challenging Ragozin presents interesting possibilities. I'd like to know his ground rules. How many races? What's the minimum wager? Would winning be based on total profit and allow for multiple horse wagering AND in-the-money wagers? A lot of us could better Ragozin's 15% R.O.I. The big question is could we do it making \$300 win wagers, as he did or would we freeze at that level. How many persons could function optimally when facing possible intimidation being in the actual presence of a giant like Ragozin? Based on that key psychological issue alone, he would have an undeniable edge over most.

RAGOZIN:

So, I am still turning over ideas for showing my baby off to the world. Step one was a publicized visit to the casinos in October–November 1996. I announced that I would bet sheet data from computerized rules for two months. I faxed my bet list to the *Racing Form* around noon daily, so I didn't have the final odds. I made \$17,110 on my 414 win bets, which totaled \$124,200. That is, by inputting to the computer nothing but *The Sheets* and the track program, I made a 14 percent profit* on win bets in a publicly monitored trial. *The Racing Form* ran an article on the results, but that's all the public recognition I got. I guess I'll have to cast a small statue and give myself the first "Lenny" award for computer handicapping.

SARTIN

When I read this paragraph I had to pinch myself. I simply could NOT believe that someone as renowned as Ragozin would consider a 14% R.O.I. as even moderately good, much less something to boast about. In our own group, using Pace Launcher, Paul Charles, Jr., a seasoned Methodologist, has an R.O.I. of 2.02 (#1.02 Profit for each \$1 invested). Guy Wadsworth, NEW at handicapping and wagering, has a consistent R.O.I. of 49%. Granted, I have taken these two under my wing for personal tutoring. Yet, there is Mel Shrawder in Pennsylvania, 3,000 miles away from any personal contact with me, who enjoys a verified and published, R.O.I. of 1.30.(30% profit per dollar wagered.) That 1 is added up front because so many readers seem to think a .30 R.O.I. means a LOSS of 70 cents per dollar.

RAGOZIN:

After my mechanical-system betting foray, Len Friedman called my attention to Andy Beyer's recent book, *Beyer on Speed*, in which he states that (1) you can't win without paying attention to pace (fractional time) and track bias (track surface helping certain types of horses); and (2) you positively can't win by applying a set of mechanical rules to a set of speed figures.

Since I had just performed these impossible feats, I decided to read the book and find out where I had gone wrong. For my own malicious enjoyment, I give you some quotes from Beyer's book:

BEYER:

No factor . . . can conceal and distort the true ability of horses so much as track bias. No factor can render speed figures so meaningless. . . . All serious bettors therefore pay keen attention to this aspect of the game.

RAGOZIN:

So, it seems I was not a serious bettor. Not only that, in a considerable number of races my figures were "meaningless." The Ragozin figures must certainly be amazingly better than anyone else's to have overcome these disadvantages and produced a 14 percent win-bet profit in a lengthy public trial.

SARTIN

The term Bias, as it pertains to horse racing, was coined by Steve Davidowitz. From Beyer's perspective Bias comes from inside or outside post positions and track maintenance factors creating conditions that enhance the speed of otherwise slower horses. These are transitory and, to be employed effectively, must be observed daily. Our concept of bias is based on the vagaries of individual tracks and the incremental energy requisites they impose on contenders by distance. To distinguish between ours and the Davidowitz definition, we tried substituting the term "Valence." It never caught on and it got me in deep trouble with Davidowitz who accosted me as a parent would someone who had molested his child.

Once again that boast about making a 14% profit. To declare that Ragozin figures must certainly be "amazingly" better than anyone else's would indicate that, other than Beyer Figs, RAGOZIN hasn't SEEN any other comparative "figures." There might be days when I accept 14% profit, but if I couldn't consistently make three times that amount, I would GIVE UP handicapping.

BEYER:

If a strong bias does exist, though, there is one all-important rule that every horseplayer should heed: Don't fight it.

RAGOZIN: Well, at least I didn't "fight it." I couldn't, because *The Sheets* don't include that information.

BEYER:

Is it reasonable to anticipate improvement or decline in a horse's figures based on what the pace of today's race is likely to be?

The answer, indisputably, is yes.

RAGOZIN:

I don't trust guys who say "indisputably" instead of proving their argument. Examples can be found to back up any theory, so the test of pace theory has to be in one's results. In the SPORT-STAT study previously discussed, pace figures were subjected to the same investigation as the figures of Beyer, Thoro-graph, and Ragozin. The pace-figure results were at the bottom of the list.

This fact may not be completely conclusive, since pace practitioners could object to the simplicity of the selection system employed. But, when put alongside the fact that I have shown substantial profit to be available without using pace, it certainly puts a question mark after that word "indisputably."

SARTIN

Beyer shares with Davidowitz the erroneous notion that pace is effective only when one can determine what "The Pace Of Today's Race is Likely to Be." This is an exercise in bragging rights only. "Today's" pace is determined by the match up of contenders and the amount of Incremental velocity/energy they will expend RELATIVE to EACH OTHER! These increments can best be measured by NON-subjective, consistent computerized formula.

As for the PACE FIGURES examined by SportStat being at the "Bottom of their List," Ragozin is absolutely correct. Although calling them "Pace Figures" is

a misnomer. They are EARLY pace figures reconciled with final time. THAT'S not pace as we know it.

It took Beyer from 1975 to 1993 to recognize and acknowledge that, in THIS Methodology, Pace was dividing the race into three separate races, NOT merely the accepted classical definition, which is just EARLY Pace - to the second call. ALL of Ragozin's statements about pace stem from confusing EARLY pace with TOTAL pace.

TIS Pace Ratings

Thoroughbred Information Services

Best Figure of Last Three Starts

Tracks	Num	Avg Odds	Exp. W%	Act W%	Act P%	Act S%	Win ROI
Hol	253	9.13	17.25	17.00	28.85	41.90	-0.19

Henry Kuck Ratings (Pace)

Price: Back Ratings \$20 per month. Fax Service Available

Best Figure of Last Three Starts

Tracks	Num	Avg Odds	Exp. W%	Act W%	Act P%	Act S%	Win ROI
Hol	219	7.10	20.19	21.48	32.88	47.49	-0.17
Others	779	7.75	19.55	20.67	37.10	51.48	-0.14

Pugliese Pace Ratings

Eugene Pugliese

209A McAndrew Drive, Archbald, PA 18403 (717) 876-21

Price: \$100 for three months, ratings available on computer disk.

Best Figure of Last Three Starts

Tracks	Num	Avg Odds	Exp. W%	Act W%	Act P%	Act S%	Win ROI
Hol	233	10.01	16.45	16.74	26.18	38.20	-0.17
Bel & CRC	482	9.98	16.23	16.80	26.35	38.38	-0.18

---- by a psychotherapist named Howard Sartin. It (The Sartin Methodology) is the most interesting development in the handicapping world since.... well, since my (Beyer's) speed figures."

"I gained a whole new respect for the Sartin methodology, and I wanted to understand the meaning implications of Sustained Pace."

SARTIN

When Andy finally accepted TOTAL Pace he became most generous in his praise of what we have accomplished. Being regarded as the most interesting thing since HIM is most flattering, indeed. Unfortunately, his focus on Sustained Pace alone is almost as unfortunate as his former focus on Early Pace alone.

RAGOZIN:

pace figures currently available by other methods are useless —

BEYER:

Their single-minded focus on numbers alone is what led me to dismiss them as a bunch of kooks. . . . Ragozin's insights into the nature of horse racing are indeed brilliant, but, like his hero Karl Marx, he turned his view of the world into a rigid, almost suffocating dogma.

SARTIN

Beyer compared US with "moonies" and other cultists, Raggies as a bunch of kooks. Andy does have an ingratiating way with words.

RAGOZIN:

Actually, *The Sheets* may prove to be racing's lifeline. If you look at the big players in Las Vegas, almost all of them buy my data. The *Racing Form* recently did a front-page piece on the two biggest. Both use *The Sheets*. I presume that professionals like this would not be pushing millions through the windows without a good record of profits behind them. *The Sheets* provide them with a reasonable approach, and their example gives heart to a generation of players who will — I hope — be following their lead.

SARTIN

Here lies the crux of Ragozin's ego-directed faulty thinking. FOR US, the above is a consummation devoutly to be wished. IF the Sheets become racing's lifeline causing MORE millions to be pushed through the windows, the Sheet choices will produce nothing but low paying favorites. This had already happened with the Beyer numbers in the Daily Racing Form. Whether they land people on obvious favorites or CAUSE horses to BECOME favorites, is a moot point. Over proliferation of ANY procedure causes the public to adopt it and wager accordingly. Who knows better than I? With the mass proliferation of Phase I and III via 22

published books and numerous articles, THOSE procedures were pirated and utilized by virtually EVERY computer program purveyor in the market.

It amazes me to see the term "professionals" linked with the purchase of ANY rating service, even one so grandiose as Ragozin's. My vision of a "professional" is of one who uses advanced tools to harvest his own crop, winning races AND MONEY through personal dedication, NOT pre-published rating figures.

RAGOZIN:

With the advent of the new computer we will finally get around to making a "pace" figure available to customers who are interested in the question of who ran faster in the earlier portion of the race. We think this affects the outcome of races in only a very small portion of the races, and should not become a mainstay of anyone's handicapping. But if people want to do research along these lines, the pace figures currently available by other methods are useless — because they don't include wind corrections. *Final* times of races are protected from outrageously large wind corrections because much of the course traveled by the horse cancels out in terms of wind. They run right-to-left on the backstretch and left-to-right through the stretch. But a fractional time, on which pace is based, can be almost all in one direction. Just look at how the first $\frac{1}{4}$ mile or even $\frac{1}{2}$ mile of an average sprint is run. A reasonable tailwind could slice five-fifths off the time, while the next day a headwind could *add* that same full second to the fractional time. The pace analyst would be forced to treat these two races very differently, although the horses were actually doing the same thing. Our pace figures — if you live long enough to see them! — will be the beginning of the possibility of accurate pace analysis.

SARTIN

This is the most un-kindest cut of all. I've already addressed the issue. Our compounded rating takes into consideration every foot of a race track, with and against any possible influence of wind. Factor X alone, measuring the compounding of Velocity/Energy in the First and FINAL fraction, completely destroys Ragozin's argument. Note his mid-paragraph phrase: "But A fractional time, ON WHICH

PACE IS BASED, can be almost ALL in one direction." Not true! I think he really knows this but is playing on the ignorance of his readers.

This is to our ADVANTAGE. As long as the mass of horseplayers continue to be misguided about the TRUE nature and power of TOTAL PACE, we will have a distinct ADVANTAGE. If Ragozin's prediction for mass acceptance of his sheets comes true, our mutuels soar. So let's all look to the heavens and thank our stars for Len Ragozin and his new book.

A STATEMENT OF POLICY

My review of Ragozin's book and statements made by him, or of any other commentary I have or will make about the assertions of others, is based solely on what they actually say or write when challenging the principles of my Methodology. Ragozin, for one, has contributed richly to the art and science of handicapping. He has a large and loyal following and deserves their respect and mine.

I have never intentionally made a personal attack on any competitor. I've often been put in the position of defending myself and my creations against those who have stooped to denigration without first familiarizing themselves with my current work. I will continue to do so without trying to hurt anyone's commercial enterprise.

There is **no** objective, critical publication in racing. The Daily Racing Form, American Turf Monthly, Horseplayer Magazine, Phillips Racing Newsletter: all offer handicapping material for sale. Except for Phillips, they take ads and offer financial inducements for the placement of ads.

Newsletters and journals such as The Cramer-Olmsted Report and Meadow's Racing Monthly are written and published by persons with a proprietary interest in their own financial gain. This is also true of the Follow Up, even though we don't pander to the general public.

I will never say or write anything that might damage the enterprise of a competitor. That's what we all are: competitors. As such we have no right to disguise that competition as objective journalism. I have stated that even the meanest of Broadway critics see the play before they write their critique. On that basis I would never comment on Olmsted's Trainer Reports or Barry Meadow's ratings of horses, both of which are part of commercial enterprises that help provide a livelihood for the purveyors and their families. I have never seen or used either of these items and therefore, have no right to criticize them.

Further, I have never offered comment or criticism of anything based on the opinion of someone else! All my expressions stem from personal testing of whatever I might comment on.

If I have ever strayed from this policy, I apologize.

The small world of so-called handicapping experts is a vicious and highly competitive one. Therefore none of us has the right, except when attacked, to try hurting the other's enterprise through thinly disguised editorial comments in journals designed to promote our own sales.

However, we do have the right to defend ourselves against self-serving, proprietary criticism based on personal vindictiveness.

PACE LAUNCHER 4

\$479⁰⁰

Upgrade from PL3 - \$279
Calif residents add 7.75% sales tax

If your not using Pace Launcher 4, now's the time. Soon, this version won't be available and we'll be releasing the new version, SYNTHESIS - at a far greater cost. With Pace Launcher 4 you are participating in 21st century handicapping TODAY. When you opt to receive SYNTHESIS, you will get a substantial trade-in allowance, giving you the benefit of Pace Launcher 4 NOW! Comes with full documentation and great personal technical support from both Doc and Shane.

SYNTHESIS THE ULTRA - ADVANCED SOLUTION

Designed to solve all the problems experienced in the past... our group of testers from Canada to New York proclaim "THIS IS IT!" One tester turned in Thoromaton and ALL his other programs, proclaiming, "If this won't get the winner, NOTHING CAN." Even with the added corollaries in Pace Launcher, some clients still experience anxieties over making betting decisions. SYNTHESIS is so named because it synthesizes ALL viable corollaries from every viable Sartin readout since 1975: Total Speed, Entropy, Quad-Rater, Total Pace Potential, Incremental Match Up Compugraph and more. Many other features have been added or revised and honed into finite chaos formula ratings, adding extra corollaries for more secure wagering decisions with SYNTHESIS.

SYNTHESIS

