


# The FOLLOW UP

with Howard G. Sartin, Ph.D.



## ANSWERS

Publisher's Desk	1
On Line with Shane	9
In the E-Mail Bag	13
Best of Last Three - Defined	23
Model/Profile; The New Paradigm	33
Money Matters	39
The Psychology of Winning	48
Vox Populi	56
Client Reports; Secrets of Success	59
A Winner's Checklist	69
Anatomy of a Problem Race	70

The FOLLOW UP is published six (6) times a year by O. Henry House, Inc. in conjunction with the Inland Empire Institute. Subscription price is \$72 per year third class mail and \$87 per year first class & Canadian mail, other foreign subscribers: \$100/year. Back issues are available for \$12.50 each. California residents add 7.75% sales tax. If you have any problem with your subscription or have a change of address, please contact O. Henry House at the address below. All information in this publication is for informational purposes only.

# The FOLLOW UP

**O. HENRY HOUSE, INC.**  
**1390 E. 6TH STREET, STE 5**  
**BEAUMONT, CA 92223**

**909-845-5907**

between 1 and 3 PM Pacific time

Please send all correspondence to this address. This includes submission of material for publication consideration, letters, opinions, comments - whatever.

Thank you,  
O. HENRY HOUSE, INC.

## STATEMENT OF POLICY

The Sartin Methodology is based in Psychotherapy and its goals are NOT directed toward fostering the illusions or delusions of gamblers seeking magic solutions for picking winners. We are primarily a healing arts organization dedicated to providing an alternative solution to mainstream psychiatry's prescription of total abstinence for non-winning handicappers. Our slogan is - and always has been -

**"THE CURE FOR LOSING IS WINNING"**

**O. HENRY HOUSE, INC.**  
**PIRCO**  
**THE SARTIN**  
**METHODOLOGY**  
1390 E. 6TH STREET -5  
BEAUMONT, CA 92223



© 1997 O. HENRY HOUSE, INC.

All right reserved. No part of this work may be reproduced or transmitted in any form or by any means, electronic or mechanical, including photocopying and recording, or by any information storage or retrieval system, except as may be expressly permitted by the 1976 Copyright Act or in writing from the publisher. Past Performance and Results charts copyrighted by Daily Racing Form, Inc.

FROM THE  
**Publisher's  
Desk**

I goofed. In Follow Up #62 I attributed a quote disparaging PAR TIMES to an article by Barry Meadow in Horseplayer Magazine. Barry called my attention to the fact that he neither wrote nor agrees with the statement. He was very gracious in correcting me for my egregious error. I thank him for his generous courtesy. I stand chagrined.

Meadow, though less publicized, has replaced Andy Beyer as racing's foremost high roller and, more important, biggest certified money winner. His style is not for the timid, however. Reportedly, he bets more per week than most of us do in a year. While Beyer admits a losing 1996, Meadow enjoyed great success.

The quote about Par Times was actually photocopied from an American Turf Monthly article by Sal Sinitra. Sal was a Methodology Teaching Member before he carved out his own niche with two excellent handicapping books. In one of them he kindly named me in his Acknowledgments.

For those who might have missed it, here it is again in its entirety:

**I. THE USE OF PAR TIMES:** The use of par times is, in this author's opinion, the most misused and misdirected strategy in all of Thoroughbred handicapping. The idea is simple: take a sample of horses at a certain class level so that an "average" can be struck and a figure can be placed on it. This sounds so nice and neat that it is no wonder so many have taken to it like bees to honey.

However, let's run the concept of par times through a somewhat skeptical reality check. First of all, the dynamics of each race are different. A given race scenario is never precisely repeated again. Once a group of horses is placed into a racing mode, the dynamics of that specific contest are all that matters. This group will never see this event again. In addition, as a starting point, par figures are based on \$10,000 claiming horses and are developed up from that level. This concept alone raises some red flags in my opinion.

While I do agree that better horses run faster, it is the notion of specific race dynamics that should be of the utmost importance in handicapping. To think that all \$10,000 claiming horses are alike, and that one can generate a truly accurate numerical rating from them, is not to think at all.

Hopefully, ATM readers may begin to see why I regard such figures with the utmost suspicion. The idea that something as stationary and unmoving as par times can be applied to the chaotic dynamics of a horse race is totally incomprehensible.

I've been reading American Turf Monthly for 22 years. I also peruse virtually every other handicapping periodical, journal, newsletter and surf the BRIS Forum and Internet. The Sal Sinatra quote is the first I've ever read that exposes the fallacies of Par Times; except, of course, when I re-read my own stuff. Unfortunately, in the paragraph following his comment about PAR TIMES, Sal had to go and write this:

## **II. THE USE OF BEATEN LENGTHS.**

While the final call is more accurate than the other segments of a race, horseplayers must be aware that a human being is being asked to call the position of many horses in a split second. The margin for error is wide, and numerical ratings based on this practice should be treated with caution, as it is based totally on another's subjectivity.

This does represent mainstream thinking. Sure, we all know that chart callers are subject to error and all forms of visual perception are tainted. We also know that we've enjoyed more success by accepting the possible faults of chart callers by entering lines as published. Two recent books by Dave Litfin, *Expert Handicapping* and *Real Life Handicapping*, as well as the books by Wm. Scott, also question the Beaten Length accuracy of the DRF and Equibase.

Both these authors, along with Sal, try mediating the alleged errors with compensating adjustments of their own. Most mainstream experts agree with Sal's statement about beaten lengths: "—the margin for error is wide, and numerical ratings based on this practice should be treated with caution, as it is based on another's subjectivity."

In other words, Sal's subjectivity and that of other authors is more accurate than the subjectivity of professional Chart Callers.

I heartily disagree. Not with the statement that beaten lengths from DRF Past Performance Charts are subjectively perceived, but with the notion that I, or anyone else, can fiddle with them and come up with something better. Sal has developed what everyone has who disdain the "Figures" or Ratings: a supreme and well-functioning egos. A quality that dominates the persona of most experts, but is sorely lacking in the majority of most aspiring handicappers. Many have the apparent ego but it's *not* well-functioning.

To support my stance in favor of using the DRF's published beaten lengths, I always handicap the higher paying races I see in books like Litfin's and others. Now I'll do the same with Sal's race in ATM.

Sal's article is entitled "*A Critical Look At Beyer Speed Figures*" He features a race won by a horse that had the lowest Beyer figure, last three starts. Sal accurately gets the winner through his own considerable expertise. He doesn't show us how he gets the winner other than to say it's "—too quick for the others." His analysis correctly exposes Beyer figure flaws but not published beaten lengths.

I'll use Sal's pace lines with beaten lengths exactly as printed. This is a Stakes Race with contenders from Belmont and Del Mar coming to Bay Meadows so I made *no manual* Track Class adjustments. The Track, Track Speed and Track Variant adjustment are *all automatic* as seen:

NAME	L	DIST	S	AVE DTV	TV	TV ADJ	T&S	MAN	NET ATM	NTL
VIRG	1	8.0	T	17	9	-3.5			-3.5	2
HELM	1	8.0	T	17	7	-4.5			-4.5	2
TABR	2	9.0	T	17	13	-1.5	11		9.5	3
SEMI	2	9.0	T	17	6	-5.0	9	-9.0	-5.0	3
PERF	1	8.5	T	17	18				0.0	3

I was inclined to think that TABOR'S adjustment was a little high but I left it alone since that's what I assumed *you* would do. The positive T&S adjustments were made automatically and compensated for the 3 different Three Year Best Times at Bel, Dmr and BM. They were all adjusted to the Bay Meadow's about 9 furlong time on the turf. In other words, I did no subjective, skill oriented handicapping or anything else that *you* could not automatically duplicate.

Here are Sinatra's comments on paceline selection and the PP's photocopied directly from the article:

# Virginia Carnival:

Last race Beyer Speed Figure = 91.

Helmsman = 99.

Tabor = 96.

Semi Maar = Two races back, he has a

96; three back, a 98.

Perfect = 95.

## Virginia Carnival

Ow: Kenneth Robert & Clyde Jones

WARREN B J (25 24 25 17 25)

3Sept5-68th fm 1 @ :22 1/2 1:09 1:34 1:31 Alw 25130m2x

Checked early, erratic stretch

20Sept5-68th fm 1 @ :22 1/2 1:09 1:34 1:31 Alw 2000m2x

7Oct5-74th fm 1 @ :22 1/2 1:09 1:34 1:31 Alw 2000m2x

Came out 1/2, steady urging Disqualified and placed third

20Sept5-74th fm 1 @ :22 1/2 1:09 1:34 1:31 Alw 2000m2x

12Sept5-74th fm 1 @ :22 1/2 1:09 1:34 1:31 Alw 2000m2x

30Sept5-80th fm 1 @ :22 1/2 1:09 1:34 1:31 Alw 2000m2x

15Sept5-81st fm 1 @ :22 1/2 1:09 1:34 1:31 Alw 2000m2x

Swept 1/2, greenly

8Oct5-84th fm 1 @ :22 1/2 1:09 1:34 1:31 Alw 2000m2x

WORKOUTS: Oct 11 BM 3/4 fm :127 M 4/17 Aug 17 3/4 fm :130 B 2/5

B. C. 3 (Mar)

Sires: Carnotus (Northern Dancer)

Ow: Virginia Reef (M.H. Roof)

Bre: Evans T.M. (Ky)

Tr: Sample Road (29 11 4 4 20)

L 115

Lifetime Record: 8 4 0 1 \$51,475

1995 7 4 0 1 \$51,475 Turf 5 3 0 1 \$46,060

1994 1 M 0 0 Wet 1 1 0 0 \$5,415

BM 0 0 0 0 Dist 0 0 0 0

113b 26.75 52-09 Virginia Carnival113 Sunny Deputy110 Out From Under116 10

113b 7.50 83-20 Virginia Carnival112 Raise Your Blade115 Popular Leader122 Driving 11

113b 2.10 75-20 Virginia Carnival115 Malmesbury116 Beaujo's Boy116 5

114 1.20 09-00 Exciting Pleasure116 Paper Weight116 Stormy Jones111 Not enough 8

116 6.5 50-02 Virginia Carnival116 Groom At The Door116 Pa's Pal122 Orew off late 7

116 1.00 75-13 Runaway Macho122 Lyrissantson122 One Day In Court116 Tired 9

120 11.00 72-24 Virginia Carnival120 J.J.'s Wolf116 Coach K120 7

110 51.50 60-10 Trailblazer110 Hanging Road112 Classy Moment110 Outrun 9

## Helmsman

Ow: Horizon Stable & Jarvis & Tabor

MCCARRON C J (3 0 1 1 00)

12Sept5-90th fm 1 @ :22 1/2 1:09 1:34 1:31 Alw 2000m2x

19Sept5-90th fm 1 @ :22 1/2 1:09 1:34 1:31 Alw 2000m2x

Tr: Peter Chapple-Hyam

5May5-94th fm 1 @ :22 1/2 1:09 1:34 1:31 Alw 2000m2x

26June5-94th fm 1 @ :22 1/2 1:09 1:34 1:31 Alw 2000m2x

16June5-94th fm 1 @ :22 1/2 1:09 1:34 1:31 Alw 2000m2x

13May5-94th fm 1 @ :22 1/2 1:09 1:34 1:31 Alw 2000m2x

WORKOUTS: Oct 6 Hol 6/4 fm :127 M 4/17 Sep 30 Hol 6/4 fm :132 M 4/17

B. C. 3 (Apr)

Sires: El Bron Sonor (Northern Dancer)

Ow: Sacred Journey (King's Bishop)

Bre: Foxfield & American Live Stock Insurance Co (Ky)

Tr: Wallace Wallace (-)

L 113

Lifetime Record: 6 2 2 1 \$51,609

1995 2 1 0 0 \$25,300 Turf 6 2 2 1 \$51,609

1994 4 1 2 1 \$26,309 Wet 0 0 0 0

BM 0 0 0 0 Dist 0 0 0 0

115b 2.90 55-07 Helmsman115 Westport Landing117 Rug115 Clearer best 8

120 11.00 Helmsman115 Maray113 Citadel113 Tracked in Stk, weakened over 11 out

121 1.00 Helmsman115 Impulsive Air120 Helmsman120 Bide Our Time123

122 1.00 Helmsman115 Impulsive Air120 Helmsman120 Jumped path after 1/2, latched room & angled out 21 out, entered late

126 1.50 Helmsman115 Impulsive Air120 Helmsman120 Eva Luna119 Helmsman120

126 1.50 Helmsman115 Impulsive Air120 Helmsman120 Rated in 3/4 ridden 21 out, finished well without threatening

126 1.50 Helmsman115 Impulsive Air120 Helmsman120 Montjoy120 Helmsman120

126 1.50 Helmsman115 Impulsive Air120 Helmsman120 Swept right start, jumped path after 21, recovered to finish well

126 1.50 Helmsman115 Impulsive Air120 Helmsman120 Helmsman120 Shilling Moon120 King Commander120

126 1.50 Helmsman115 Impulsive Air120 Helmsman120 Tracked leaders, led 1-1/2 out, ridden out

## Tabor

Ow: Gary & Mary West Stables Inc

CHAPMAN T M (10 5 11 10 20)

4Sept5-90th fm 1 @ :22 1/2 1:09 1:34 1:31 Alw 2000m2x

18Sept5-90th fm 1 @ :22 1/2 1:09 1:34 1:31 Alw 2000m2x

21May5-94th fm 1 @ :22 1/2 1:09 1:34 1:31 Alw 2000m2x

Tr: P. Boisgontier

12May5-94th fm 1 @ :22 1/2 1:09 1:34 1:31 Alw 2000m2x

22Apr5-94th fm 1 @ :22 1/2 1:09 1:34 1:31 Alw 2000m2x

10Oct5-94th fm 1 @ :22 1/2 1:09 1:34 1:31 Alw 2000m2x

Tr: Jean-Marie Bequigne

WORKOUTS: Oct 11 BM 3/4 fm :127 M 4/17 Oct 3 Hol 6/4 fm :132 M 4/17

B. C. 3 (Mar)

Sires: Tahoma (Cairo)

Ow: Cal Me Haddock (Prince John)

Bre: C.H. Ltd, Pegasus Stud & Eric Puoroti (Ky)

Tr: Bradshaw Randy (-)

L 116

Lifetime Record: 6 2 1 2 \$84,475

1995 5 2 1 2 \$84,475 Turf 6 2 1 2 \$84,475

1994 1 M 0 0 Wet 0 0 0 0

BM 0 0 0 0 Dist 3 1 0 1 \$70,300

112b 13.00 51-06 Da Hoss122 Lake George122 Tabor122 Late bid outside 9

112b 13.00 51-06 Da Hoss122 Lake George122 Tabor122 Tabor116 Smart Wise122 House Of Blues114 Strong finish 10

121 1.00 Macrudy121 Six December121 Tabor121 Trained to 21 out, finished well, time not taken

121 1.00 Macrudy121 Six December121 Tabor121 Riffel121 Tabor121

121 1.00 Macrudy121 Six December121 Tabor121 Tracked leaders, dueling final furlong, just missed, time not taken

121 1.00 Macrudy121 Six December121 Tabor121 Tabor122 Halle Aus Grains112 Echse114 Well placed in 3/4, latched 11 out, handy, time not taken

121 1.00 Macrudy121 Six December121 Tabor121 Silent Warrior121 Angel Falls121 Ganassaba120 Always outrun

## Semi Maar

Ow: Team Green

BAZER A (22 10 30 31 31)

24Sept5-90th fm 1 @ :22 1/2 1:09 1:34 1:31 Alw 2000m2x

4Sept5-90th fm 1 @ :22 1/2 1:09 1:34 1:31 Alw 2000m2x

11Sept5-90th fm 1 @ :22 1/2 1:09 1:34 1:31 Alw 2000m2x

28Sept5-90th fm 1 @ :22 1/2 1:09 1:34 1:31 Alw 2000m2x

Run in divisions

16Sept5-90th fm 1 @ :22 1/2 1:09 1:34 1:31 Alw 2000m2x

30Sept5-90th fm 1 @ :22 1/2 1:09 1:34 1:31 Alw 2000m2x

11May5-94th fm 1 @ :22 1/2 1:09 1:34 1:31 Alw 2000m2x

Claimed from Tricar Stables Inc, Silva Jose L Trainer

1Apr5-94th fm 1 @ :22 1/2 1:09 1:34 1:31 Alw 2000m2x

20Apr5-94th fm 1 @ :22 1/2 1:09 1:34 1:31 Alw 2000m2x

6Apr5-94th fm 1 @ :22 1/2 1:09 1:34 1:31 Alw 2000m2x

WORKOUTS: Oct 7 BM 3/4 fm :127 M 4/17 Oct 1 BM 3/4 fm :127 M 4/17

B. C. 3 (May)

Sires: Semblance 'Ch (Proposed)

Ow: Carmelo Maar (Rio Carmelo)

Bre: Tricar Stables Inc (Cal)

Tr: Hollendorfer Jerry (135 27 10 20 20)

L 114

Lifetime Record: 13 5 4 0 \$120,346

1995 13 5 4 0 \$120,346 Turf 8 3 2 0 \$85,714

1994 0 M 0 0 Wet 1 1 0 0 \$26,600

BM 0 0 0 0 Dist 2 1 0 0 \$39,000

117b 1.70 80-10 Perfect116 Longliner119 Awesome Thought113 No rally 9

117b 1.70 80-10 Perfect116 Longliner119 Awesome Thought113 Da Hoss122 Lake George122 Tabor122 Rail trip 9

117b 1.70 80-10 Perfect116 Longliner119 Awesome Thought113 Semi Maar117 American Day115 One On The Road116 Steady handling 5

117b 1.70 80-10 Perfect116 Longliner119 Awesome Thought113 Chilly Billy116 Semi Maar114 Turbulent Onset113 Led, overtaken late 3

119b 2.20 90-20 Semi Maar119 Something To Say115 Chocolatey114 Clearly best 5

117b 1.70 87-13 Semi Maar117 Ithacamina117 Foxie Drummer117 Steady into lane 8

117b 1.70 77-21 Semi Maar117 Colonel Cunningham119 Five Under119 Wide second turn 8

117b 1.70 84-16 Semi Maar117 Muncie117 Lyphan Like A King119 Driving 7

117b 1.70 85-12 Henryk Del117 Semi Maar117 Robo's Reality117 Gaily 7

117b 1.70 77-21 High Drama117 Henryk Del117 Robo's Reality117 Not enough 10

## Perfect

Ow: Harbor View Farm

LOPEZ A B (15 23 23 20 16)

21Sept5-88th fm 1 @ :22 1/2 1:09 1:34 1:31 Alw 2000m2x

27Sept5-88th fm 1 @ :22 1/2 1:09 1:34 1:31 Alw 2000m2x

17Sept5-88th fm 1 @ :22 1/2 1:09 1:34 1:31 Alw 2000m2x

24Sept5-88th fm 1 @ :22 1/2 1:09 1:34 1:31 Alw 2000m2x

20Sept5-88th fm 1 @ :22 1/2 1:09 1:34 1:31 Alw 2000m2x

15Oct5-88th fm 1 @ :22 1/2 1:09 1:34 1:31 Alw 2000m2x

26Sept5-88th fm 1 @ :22 1/2 1:09 1:34 1:31 Alw 2000m2x

7Nov5-94th fm 1 @ :22 1/2 1:09 1:34 1:31 Alw 2000m2x

15Sept5-94th fm 1 @ :22 1/2 1:09 1:34 1:31 Alw 2000m2x

WORKOUTS: Oct 11 SA 3/4 fm :127 M 4/17 Oct 6 SA 3/4 fm :127 M 4/17

B. C. 3 (Apr)

Sires: Affirmed (Exclusive Native)

Ow: La Confiance (Hijinsky II)

Bre: Harbor View Farm (Ky)

Tr: Whittingham Charles (1 0 0 1 00)

L 117

Lifetime Record: 10 3 0 1 \$112,775

1995 5 2 0 1 \$90,200 Turf 5 2 0 1 \$89,575

1994 5 1 0 0 \$22,575 Wet 0 0 0 0

BM 0 1 0 0 \$55,000 Dist 0 0 0 0

116b 1.80 87-18 Perfect116 Longliner119 Awesome Thought113 Rallied far wide 9

116b 1.80 87-18 Perfect116 Longliner119 Awesome Thought113 Perfect117 Rug116 Shilto Blade119 Wide into lane 9

116b 1.80 89-05 Turbulent Onset115 Westport Landing117 Perfect117 Lloydminster120 The Exeter Man114 Conquest115 Improved position 7

116b 1.80 84-09 Score Quick119 Huge Gator115 Fine N' Majestic113 Outrun 7

116b 1.80 89-21 Awesome Thought119 Z Lobo116 Z Media116 No late bid 7

116b 1.80 89-21 Native Regent121 Ongerous Scenial16 Clouds121 4 wide, weakened 5

116b 1.80 83-18 Perfect118 Fine N' Majestic118 Majestic N Green118 Gaily 11

116b 1.80 76-10 Ongerous Scenial117 Score Quick117 Stephentothmus117 No threat 11

116b 1.80 81-06 Nice Fred118 Score Quick118 Hunt For Missouri118 No threat 10

The race was copied from Pace Launcher 4 to Thoromation after equalizing distances. This tends to solve the client dilemma about which Adjustment to use in Thoromation and Synergetic Match up. Both programs easily get the WIN and PLACE horses with either the 1 or the 2 adjust.

## EQUALIZED LINES

DM 10-14-95 8 9 T

#	NAME	L	DIST	S	1stC	2ndC	3rdC	FstC	DL1	DL2	DL3	DLF	SR	TV	ADJ	N	T
1	VIRG	1	9.0	T	45.2	109.2	135.0	146.3	2.50	1.75	0.50	0.00	94	9	-3.5	2	
2	HELM	1	9.0	T	47.1	111.2	137.0	147.2	2.75	2.00	0.00	0.00	90	7	-4.5	2	
3	TABR	2	9.0	T	49.1	112.4	138.2	150.0	9.50	4.50	1.00	0.00	77	13	9.5	3	
4	SEMI	2	9.0	T	47.3	110.0	135.3	148.0	4.00	3.75	3.00	3.25	84	6	-5.0	3	
5	PERF	1	9.0	T	47.0	111.2	137.0	149.1	10.00	4.75	0.00	0.00	81	18	0.0	3	

## ENERGY GENERATOR -- ATM

DM 10-14-95 8 9 T

#	NAME	L	N	T	Total	R	DEF	Hid	R	Fx	R	XMed	E/EP	R	L/EP	R	ESP
1	VIRG	1	2		165.12	-2	0.88	65.18	-5	66.95	-2	67.86	77.66	-1	76.46	-3	S/P
2	HELM	1	2		163.90	-4	2.10	66.32	-4	67.07	-1	66.61	76.84	-4	76.90	-2	LAT
3	TABR	2	3		166.00	-1		68.30	-1	64.80	-4	66.90	77.63	-2	77.40	-1	LAT
4	SEMI	2	3		164.20	-3	1.80	66.81	-2	64.64	-5	68.56	77.58	-3	75.69	-5	PRE
5	PERF	1	3		162.44	-5	3.56	68.47	-3	66.17	-3	67.37	76.60	-5	75.90	-4	SUS

HI/LO Difference = 3.56 Average = 164.33

## Pace Launcher IV Composite -- ATM

DM 10-14-95 8 9 T

#	NAME	L	N	T	EPR	LPR	CPR	TT	HID	FW	FX	LS	RANK
1	VIRG	1	2		1	4	1	4	3	3	1	17	2
2	HELM	1	2		3	2	3	5	2	2	2	19	3
3	TABR	2	3		5	1	2	1	1	1	3	14	1
4	SEMI	2	3		2	5	5	2	5	5	5	29	5
5	PERF	1	3		4	3	4	3	4	4	4	26	4

## VITAL FACTORS--ATM

DM 10-14-95 8 9 T

#	NAME	L	TOTAL	SC	R	E/DC	SCDL	3F	R	SPN	R		
1	VIRG	1	165.12	56.42	-1	(110.1)	98.14	1.75	53.06	-3	(37.2)	96.67	-1W
2	HELM	1	163.90	54.71	-3	(112.2)	99.11	2.00	54.73	-2	(36.1)	96.67	-1P
3	TABR	2	166.00	54.51	-5	(112.3)	103.58	4.50	54.95	-1	(36.0)	93.42	-2S
4	SEMI	2	164.20	55.45	-2	(111.2)	101.74	3.75	51.63	-5	(38.2)	77.92	-4
5	PERF	1	162.44	54.66	-4	(112.2)	100.36	4.75	53.01	-4	(37.2)	88.67	-3

HIGH	166.00	56.42	(110.1)	103.58	54.95	(36.0)	96.67
LOW	162.44	54.51	(112.3)	98.14	51.63	(38.2)	77.92
AVE	164.33	55.15	(111.4)	100.59	53.48	(37.0)	90.67

\* = Wire to Wire

## Pace Match Up Graphic -- ATM

DM 10-14-95 8 9 T

#	NAME	L	N	T	1C	R	2C	R	FT	R
	PACE				45.92		119.19		147.38	
1	VIRG	1	2		45.92	-1	119.19	-1	147.38	-1
2	HELM	1	2		47.82	-2	112.38	-3	148.38	-3
3	TABR	2	3		59.17	-5	112.65	-5	148.18	-2
4	SEMI	2	3		48.44	-3	111.41	-2	149.69	-5
5	PERF	1	3		48.47	-4	112.44	-4	149.29	-4

W  
P  
S

## RAW

BOTTOM	DETTING
LINE	LINE
LS	ODDS
1 VIRG	22.0
2 HELM	21.5
3 PERF	12.0
4 SEMI	9.0
5 TABR	6.0















## ADJUSTED
















BOTTOM	DETTING
LINE	LINE
LS	ODDS
1 VIRG	20.0
2 TABR	18.5
3 HELM	18.0
4 PERF	9.0
5 SEMI	3.0

		1 VIRGI
		2 HELMI
		3 TABR2
		4 SEMI2
		5 PERFI

**EXDC PARADIGM**

Paradigm Early		Paradigm Sustained	
VIRG1	██████████ W	HELM1	██████████ P
HELM1	██████████ P	VIRG1	██████████ W
PERF1	██████████	TABRZ	██████████ S
Paradigm Presser			
HELM1	██████████	P	
VIRG1	██████████	W	
PERF1	██████████		

EXDC DECELERATION			
			1 VIRGI W
			2 HELMI P
			3 TABR2 S
			4 SEMI2
			5 PERFI
EP	MP	IP	

SP DECELERATION			
			1 VIRGI (W
			2 HELMI P.
			3 TABR2 Sh
		 	4 SEMI2
			5 PERF
EP	MP	IF	

EIGHTH RACE		ABOUT 1 1/4 MILES. (Turf/LAS) 3rd Running of THE BAY MEADOWS DERRY HANDICAP. Purses \$100,000 Guaranteed. Grade III. 3-year-olds. By subscription of \$100 each, to accompany the nomination, \$200 to post the entry fee and \$500 additional to start, with \$100,000 Guaranteed, of which \$25,000 to the winner, \$20,000 to second, \$15,000 to third, \$7,500 to fourth and \$2,500 to fifth. Weights Saturday, October 7. Starters to be named through the entry box by the closing time of entries. A trophy will be presented to the owner of the winner. High weights preferred. Closed Wednesday, October 4, with 17 nominations.											
Bay Meadows													
OCTOBER 14, 1985													
Value of Race: \$100,000 Winner \$25,000; second \$20,000; third \$15,000; fourth \$7,500; fifth \$2,500. Mutual Pool \$230,117.00 Exacta Pool \$175,107.00 Quintella Pool \$24,500.00 Trifecta Pool \$175,004.00													
Last Raced	Horse	M/E	Eq	A	Wt	PP	St	1/4	1/2	3/4	Str Fin	Jockey	Odds \$1
25Sept5 8Bel1	Virginia Carnival	Lb	3	115	3	7	3rd	3rd	42	41 1/2	1 1/2	Warren R J Jr	9.70
13Sept5 10Dmr1	Helmsman	LBb	3	114	4	4	4th	41	31	21	22	McCarron C J	0.80
4Sept5 10Dmr3	Tabor	LB	3	116	5	9	52	8 1/2	8 1/2	7nd	3 1/2	Chapman T M	3.60
24Sept5 8BM3	Awesome Thought	LBb	3	113	8	8	7 1/2	7 1/2	7 1/2	6 1/2	4th	Carr D	29.50
23Sept5 11Fpx1	To Be Khaled	LB	3	116	2	2	2 1/2	2 1/2	2 1/2	1st	5th	Baze G	34.60
13Sept5 10Dmr5	T. J.'s Gold	LB	3	113	7	10	10	10	10	10	6th	Meza R Q	24.00
24Sept5 8BM6	Semi Maar	Lb	3	116	6	5	6 1/2	6nd	6 1/2	5 1/2	7 1/2	Baze R A	9.40
30Sept5 11Fpx5	Rug-GB	LBb	3	111	1	3	1 1/2	1 1/2	1 1/2	3 1/2	8 1/2	Valdivia J Jr	61.50
24Sept5 8BM1	Perfect	LBb	3	117	9	6	8nd	9 1/2	9 1/2	8 1/2	9 1/2	Lopez A D	9.10
24Sept5 8BM2	Longliner	LB	3	117	10	1	52	5 1/2	9nd	9 1/2	10	Belvoir V T	25.20
OFF AT 4:40 Start Good. Won driving. Time, :23 1/2, :47, 1:10 1/2, 1:35, 1:46 Course Firm.													

Copyright © 1985 Daily Racing Form, Inc. Reprinted with permission of copyright holder

I know that many clients suffer from low confidence levels so that they are shaken every time they read a book or article by some "expert" whose thesis is in disagreement with mine. Persons who have so little self-confidence in their method that they vacillate with the winds of alleged handicapping expertise, should consider trying a different method. Oh, pardon me. You say you ALREADY tried the others and came back to this one? Why? Because those SELF-determined NON-winners lose LESS with the Sartin Methodology than with any other.

Let me express my heartfelt thanks and congratulations to all of you who have sent those high paying races you've won along with Past Performance charts and readouts. In many cases even photo copies of your winning tickets. Your contributions, especially those from outside California, have been key in drowning the doubts of those with the strange notion that "pace only works" on the West Coast.

I regret that there are too many to reprint all of them in the Follow Up. I don't always get around to thanking you by personal letter, so let this be my note of thanks not only for your missives, but even more for your diligence and perseverance in becoming consistent winners. Since that's the reason for my being here, I'm as rewarded by your success as you!

I have recurring dreams in which I'm behind some sort of sound proof glass enclosure. I'm watching a client (a different one in each dream) stare transfixed at his computer with one of our computer programs on the monitor. Lately it's been Pace Launcher 4. He appears to be in a trance as he goes through the various screens. I sense that he's looking only at the rating numbers and ranks without EVER glancing at the bottom of the screen for instructions. I observe that he enters races by downloading only. He's NEVER tried to manually enter a race from the Form to see how the program responds. I also sense that he's unwilling to experiment with the various procedures offered by the program, trying each option in turn to discover the outcome. He misses the program's very FIRST screen, the "SET PRINTER" command:

PRINT TEST

PRINTER SET TO STANDARD MODE

Be Sure Printer is ON LINE

Failing to do this he sometimes presses "Print Screen" when his printer is NOT on line and the program goes back to a DOS command. He asks us to revise the program so this won't happen. Reminds me of a guy who drinks too much and falls down a lot. He wants the bartender to fix his drinks so they won't make him fall down. Or, how about a commercial pilot flying a Boeing 727. He forgets to go through his pre-flight check list, so takeoff has to be aborted because he missed a step. He writes Boeing and tells them to change the airplane to eliminate the need for a check list.

You might be surprised at the number of requests I get to alter programs and tailor them to the perceived needs of an individual. They are all nitpicking and none of the suggestions deal with any kind of revisions that might improve WIN percentage. They pertain only to alterations for the user's personal convenience.

Translation: Make it even easier for me to screw up.

---

Howard,

This is my fifth anniversary with you. The Florida Derby was when I joined the PIRCO team. And yes, I bet the winner this year ©

1996 was another winning year with the Methodology. It was a very different year from 1995 - the majority of my profits came from a small group of exotic bets (exactas and trifectas) with the rest of the year playing out slightly ahead. I was probably a bit guilty of under-handicapping at times. (Though I am staring at a \$613.40 Statement for Certain Gambling Winnings right now.) (123).

I promised you last year that I would drop making detailed lines for each race - and I did. I exclusively use PL 's Bottom Line - Betting Line for this purpose. It works reliably, and freces the intuition/cognition for other purposes. I look forward to purchasing the new version of Pace Launcher.

With so little free time on my hands I really like using Pace Launcher to make a quick track profile for new tracks. (You mentioned this technique in Follow Up 59, page 16). It has been very helpful for the Triple Crown races and for my big meets, Monmouth and Saratoga.

Now that I've had two solid years in row, its time for me to capitalize on my skills. I'm taking a little time off now, but I will be hitting the rest of the year hard. I plan to set some profit objectives and goals for next year - people who set goals are more likely to be successful.

Recently I read Andy Beyer's column on his losing year in 1996. I am struck by the dichotomy between his season and yours. In his column he laments his first losing season in many years. He feels that the handicapping game may have passed him by. In "*The Follow-Up*" your tone is upbeat and positive - and you are still trying to keep fools like me five years ahead of the curve. Maybe it is time for you to tend to Mr. Beyer's inspiration. It sounds like he needs it.

Thanks for everything. Stay healthy; and keep up the good work! I hope to see you soon. By the way, I'm going to Churchill for my first Derby ever!

Matt Noreen, N.J.

SHANE'S TECH SUPPORT PHONE

909-845-1728

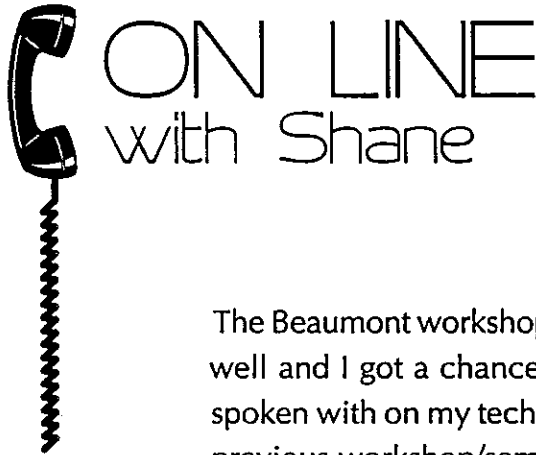
HOURS (Pacific time) • Monday thru' Friday:

**10 AM to 12 Noon** and again from **3:10 - 4:10 PM**

E-MAIL

**shane@discover.net**

(Please leave your E-mail address)



The Beaumont workshop held April 26th, repeated April 27th, went extremely well and I got a chance to meet quite a few clients whom I previously had spoken with on my technical support line as well as many familiar faces from previous workshop/seminars. One subject that seemed to be of interest was getting full results charts from the internet free of charge. This information was given to me by a client a couple of weeks prior to the workshop and to him I say "Thanks for the great info". Although the results information does not cover ALL tracks, notably Hollywood, it does cover about a dozen of them.

Here's how it works. While on the net, go to Webcrawler, (other search engines may get you to this site as well) type: EQUIBASE in the search box, then when the site comes up with a list of choices, click on Equibase Company. When that site comes up, scroll down to Full Results Charts. This will give you a list of the tracks from which you can get FULL results for FREE. Click on the track you want results for, then choose the date and the charts will be displayed. You will need to scroll from left to right with the scroll bar on the bottom of the screen to get all the information.

There are also a number of other sites for results. One that I found gives payoff information only about ten minutes after each race for just about every track I can think of is called TSNS. Again, just type in TSNS at the search box and then go to Track Entries and Results. You can then choose the track and then click on the date you want in the calendar that is displayed on the screen. There are probably hundreds of other Horse Racing sites with hundreds more links you can access by simply typing in "horse racing" or any words that describe the information you want in the search box. I've spent many hours on the internet accessing all kinds of sites on our favorite subject and I'm sure I've barely scratched the surface!

## ***Technical Support Line & E-mail Do's / Please Don'ts***

Please don't call the technical line for things like

- A) when a program was sent out,
- B) program or manual prices,
- C) problem race questions,
- D) Follow Up renewal or things of that sort.

You can get that information by calling the office number at (909) 845-5907 between 1 pm and 3 pm Pacific time.

Problem race questions may be sent via E-mail or regular mail since they generally go into more detail.

If you absolutely cannot find information you are seeking in the Follow Up, then it's O.K. to call. If you have more than just a couple of questions, feel free to E-mail them to me or Dad (or regular mail if you do not have access to the internet). As some of you may already know, my line gets pretty busy at times and I prefer not to get into multiple question/answer sessions that have often taken over 15 minutes.

If you do E-mail me or Dad, please do not send attachments with it. Attachments are files that are sent along with hand typed E-mail and can be text files or executable files. It's not that I think your going to intentionally attach something that will do any harm, it's just that I don't know the original source of an attachment and therefore I will not accept it. Just the other day I received an E-mail warning about a file called AOL954FREE which, if accepted as an attachment will **FORMAT YOUR HARD DRIVE!** So, if you get an attachment, be cautious and make sure you know the source before opening it.

## ***Downloaders Info***

Has anyone out there had a problem when connecting with BRIS using a 28.8 baud modem? The other day when I was trying to download some races, I kept getting funny looking symbols and numbers instead of "Username". I tried half a dozen times and kept getting garbage and couldn't get on. Then I tried the second number I had listed for BRIS and everything went smoothly. It appears that BRIS has one phone number for 14,400 modems and another for higher speed modems. I had been using the 1-800-354-9084 number for a long time until this problem came up. Now that I have a 28.8 modem, it seems I need to dial the 1-800-354-9353 to get an error free connection. Try this number if you are experiencing this problem.

## ***AODDS Silver users.....***

If you received AODDS SILVER from BRIS you should copy the files from the disk to your HRACE directory instead of using the INSTALL command on the disk. If you use INSTALL, it will create a directory called SILVER and you will have to copy the .API or .RAC files over to HRACE to get them to come up on your program(s). The best way to avoid this hassle is to place the AODDS SILVER disk in your floppy drive, log onto that drive and type: COPY \*.\* C:\HRACE This will make it so you don't need to copy files from one directory to another to work your races. If by chance you try to load a saved race from AODDS and the program (Pace Launcher or Quad Rater) tells you "Race Not Found", all you will need to do is remind the program the race is there by choosing "New Race" from the selections on the bottom of the screen, then enter the distance and surface of the race (purse info is optional) and then go to "Pacelines". The pacelines will then come up and you can then continue.

The following are the instructions for saving a race from AODDS for our programs. I like to put this in the Follow Up every few issues so newer clients (and some older) won't have to call my technical line for this information.

### ***Saving a Race***

In addition to the *Automatic Save* feature explained in the section about the *AODDS Contender Screen* you can save your contenders for *Fractals/Quad* or *EXDC* from the *Review/Save Screen*. To do this, select the pacelines you will be using (even if you want to use the asterisk lines you must manually 'mark' them to save from this screen). After you have 'marked' all the lines for the horses you want to save, hit the left arrow key to get to this screen. At this screen you can review the lines you have selected, then, when you are ready to save the race, hit 'S'. You will be presented with 2 options: *Fractals/Quad* or *Other Pirco Programs*. *Other Pirco Programs* covers *EXDC/Thoromation*, *KGEN*, *ENTROPY*, *SELECTOR*, *SPN*, *Phase III*, etc. . . .

If you select *Fractals/Quad* AODDS "GOLD" will save the necessary files needed for those programs using the appropriate file name.

If you select *Other Pirco Programs* you will be asked: 3 calls or 4 calls. The older *Pirco* programs only used 3 fractional times so if you are using them select '3', the newer *Pirco* programs use all 4 fractional times so if you are using them, select '4'.

You'll then be asked for a filename. Anything is fine as long as it's no longer than 8 characters (don't include the extension). If the file exists you will be notified and asked if you want to overwrite it or use a new name. After you are finished you will be back at the *Main Screen* if you are in *CGA* mode or back to the *Review/Save Screen* if you are in *VGA* mode. If you are back to the *Review/Save Screen* you can hit the [RIGHT] arrow to get back to the *Paceline Screen*, then [ESC] to get back to the screen you called the *Paceline Screen* from.

The fractional times that AODDS "GOLD" saves are saved as *original* times, not *projected* times. Therefore, if you are saving for *EXDC*, *KGEN*, *Entropy*, etc... you will have to 'Block' any lines that are over 10 furlongs in length as those programs do not 'Auto Project' lines longer than 10F.

<NOTE> After you leave the *Paceline Screen* any lines you have 'Blocked' or 'marked' will remain 'Blocked' or 'marked' until you 'un-block' or 'un-mark' them.



shane@discover.net



Since Shane announced his e-mail address we've received a lot of messages to which we were able to immediately respond. Most were pertinent and positive. Some were less so but after we answered them the mailers were a bit chagrined and asked that we not publish their queries in the Follow Up because it would affect their confidence level. So I won't.

Most questions concerned the Client Exercise Race in Follow Up #62. Some couldn't duplicate our readouts; another adamantly protested inclusion of the Winner, LIL A.J., saying it was a *non*-Contender based on a rating number he took from an old one page client letter about using BRIS ratings which ranked it 8th in a 9 horse field. LIL A.J.'s Beyer Figures were also low.

In the same Follow Up in which this race was an exercise, I warned that Beyer Figures almost always pointed to the favorite. WESTO was the favorite in this race but ranked 3rd on Pace Launcher when we originally figured the race using only what we thought were the TRUE contenders. Its finish in the actual race was third from last.

This time, for the benefit of the e-mailer inquiries and any others who might have failed to duplicate our readouts, I'll enter every horse in the race. Doing so, WESTO rates 4th and 5th on key readouts. The winner, LIL A.J had a much LOWER Beyer number but was no worse than 2nd in any key readout, including Bottom Line. It rated EVEN on Betting Line RAW and ADJ. It was also ranked a very close 3rd on the AODDS Power Rating. A DEFINITE contender. It was in the TOP 2 Raw and Adjusted TOTAL ENERGY CLASS Ratings a FULL point higher than WESTO. It paid \$72. It had a 90 SR and a 10DV. In NO WAY could this horse be accurately ranked as 8th in the 8 horse field. Since day one I've been insisting that horses with this high a speed rating be entered into any of our programs.

SERGEANT SLICK raced six time in southern California but couldn't break its maiden so it went to Canada and won two races, one of which was at today's sprint distance. One writer worried about the horse's HASTINGS speed rating being reduced, that's an automatic function of Pace Launcher when entering the program and accepting the prescribed adjustment procedure for horses coming from a decidedly LOWER class track to one of higher class. I'll review two procedures at the end of this dissertation.

Parenthetically, if we HAD given SERGEANT its full 93 SR+8V, The WINNER would still rank no less than 2nd on BL/BL, Raw or Adjusted.

One e-mailer, asking if properly using the program would cause the SR reduction, demonstrated that he has not digested the Pace Launcher Instruction Manual or Follow Up articles, because yes, SR's *are AUTOMATICALLY altered* when adjusting a horse from HASTINGS going to SA. Perhaps some of the e-mailers didn't know that HST is a LOWER class track where at NO LEVEL do horses ship EVEN to Santa Anita.

However, at the class level of the race, horses CAN ship even from GG (Brohamer). Many of those who couldn't duplicate our readouts just failed to deal with the HASTINGS line as prescribed. Most of you wouldn't have even entered the horse. Its BEST southern California race, 14 months back earned it an 85-13 SR+DV. It ranked next to LAST on the AODDS Power Rating.

I can see where someone might have considered using DUBIOUS if willing to go to its best fast track sprint six races back. I did this as well as entering ZIKA. All contenders are used except TOP who has shown nothing since the race after it broke its maiden.

Here again for your inspection is the race in question:

5

## Santa Anita Park

**6½ Furlongs** (1:14) CLAIMING. Purse \$33,000 (plus up to \$6,600 to Cal-bred winners from the Cal-bred owners incentive fund, administered by the CTBA). 4-year-olds. Weight, 120 lbs. Non-winners of two races since November 15, allowed 3 lbs. Of a race since December 15, 5 lbs. Claiming price \$32,000, for each \$2,000 to \$28,000, allowed 1 lb. (Maiden or races when entered for \$25,000 or less not considered.)



## Homecoming Flag

Own: Malorum Fred

\$32,000

SOLIS A (214 44 35 36 21) 1996: (1463 275 19)

29Jan97-1SA fst 6f :22:1 :452 :572 1:101 4 C/m c-25000

Claimed from Arrias &amp; Restaino, Baffert Bob Trainer

8Jan97-6SA fst 6f :21:2 :442 :563 1:092 4 C/m 20000

28Nov96-8Hol fst 6f :21:4 :443 :563 1:092 C/m 25000

31Oct96-1SA gd 7f :22:4 :46 :1:103 1:233 C/m 16000

30Oct96-5SA fst 6f :21:2 :442 :557 1:094 C/m 16000

Steadied on rail past 1/4

29Aug96-50mr fst 6f :21:4 :443 :571 1:101 C/m 32000

Forced out, steadied 3/16 Placed 4th through disqualification.

8Aug96-70mr fst 6f :22 :45 :571 1:093 C/m 32000

29July96-50mr fm 1 1/4 @ :23:1 :483 1:132 1:45 C/m 62500

1June96-7Hol fm 1 @ :24 :483 1:124 1:361 C/m 80000

13May96-6Hol fst 1 1/4 :46 :1:103 1:362 1:493 3 1/4 @ 43000Nlx

WORKOUTS: Feb10 SA 5f fst :59:1 H 6/50 Jan24 SA 5f gd 1:00:4 H 5/53 Jan16 SA 4f my :47:1 H 3/15 Jan3 SA 5f my :1:03:2 H (d) 1/10 Dec28 SA 5f my :1:05:2 H (d) 1/17 Dec21 SA 5f fst :1:00:2 H 12/89

Dr. b or br g. 4

Sire: Avenue of Flags (Seattle Slew)

Dam: Homecoming Crown (Chief's Crown)

Br: Mabee Mr &amp; Mrs John C (Cal)

Tr: Sadler John W (30 B 2 4 27) 96: (272 37 14)

Lifetime Record : 15 4 1 1 \$75,625

1997 2 1 1 0 \$17,500 Turf 3 1 0 0 \$27,500

1996 13 3 0 1 \$58,125 Wet 0 0 0 0

SA 8 3 1 1 \$42,250 Dist 1 0 0 0 \$1,050

L 115

84 5 2 6 5 2 2 2 2 2 Solis A LB 115 \*1.30 86-17 Pirle's GretSun 116 Homecoming Flag 115 Sett South 1152 Game to wire 8

88 3 5 5 5 4 3 1 1 2 Solis A LB 115 2.50 91-09 Homecoming Flag 1152 Sett South 1162 Predr mind 1100 Steady handling 8

72 6 8 3 6 10 8 5 8 5 Solis A LB 115 11.50 85-09 Native Russian 1101 Jesters luck one 117 Hooie 1161 Wide trip 10

82 7 4 3 3 1 2 1 1 1 Solis A LB 115 \*1.20 84-15 Homecoming Flag 1152 Singulr Vison 1174 Englbrt 11151 Lugged in lane, game 7

77 9 5 6 2 3 4 1 3 1 Flores DR LB 116 \*1.70 87-13 Accounts receivable 1153 Singulr Vision 1153 Homecoming Flag 1162 10

70 3 5 5 2 5 5 5 5 7 McCarron C J LB 116 3.90 81-14 Reef Reef 1162 Invictus 116 Celtic Boy 1166 8

86 7 1 3 1 1 2 2 4 4 Valenzuela P A LB 116 \*1.90 87-11 Ninety Seven Too 1163 Reef Reef 1162 Out Of Order 1161 Steadied near 1/16 7

76 5 5 5 3 3 3 2 2 4 McCarron C J LB 116 3.80 75-21 Shady Link 1172 Type Ryder 116 Wonderul Luck 1162 4 wide into lane 10

75 8 5 5 3 3 3 3 3 3 McCarron C J LB 116 2.30 79-18 Mateo 1162 J D Rocks 116 Yankee Castle 1121 4 wide into lane 9

62 4 4 4 3 2 5 5 5 5 Desormeaux K J LB 116 \*2.30 68-15 Desert Leader 1221 March Of Kings 1177 Mateo 1082 Gave way 8

## Top Contender

Own: Wright Willie J

\$32,000

ATKINSON P (34 3 2 1 29) 1996: (263 23 06)

26Jan97-1SA my 1 :22 :451 1:101 1:36 4 C/m 25000

10Jan97-1SA fst 1 :22:3 :461 1:102 1:362 4 C/m c-20000

Claimed from Stephen Martha J &amp; Richard J, Dollase Wallace Trainer

21Dec96-5Hol fst 7 1/2 :22:3 :451 1:084 1:271 C/m 25000

6Dec96-7Hol fst 6 1/2 :22 :45 :1:102 1:17 3 1/4 Alw 40000

24Nov96-9Hol fst 6f :22:4 :46 :583 1:112 3 1/4 Md 25000

21Jan96-1Hol fst 6 1/2 :22 :444 1:102 1:164 3 1/4 Md 32000

30May96-3Hol fst 7 1/2 :22:3 :453 1:10 1:29 3 1/4 Md 45000

13May96-2Hol fst 6 1/2 :22:2 :451 1:10 1:162 3 1/4 Md 40000

12Apr96-6SA fst 1 :22:4 :462 1:112 1:381 Md 32000

15Mar96-6SA fst 1 :22:1 :463 1:112 1:374 Md 45000

WORKOUTS: Feb10 SA 4f fst :48:1 H 12/28 Feb1 SA 3f fst :36:1 H 6/14 Jan5 Hol 4f gd :48:1 H 6/28 Dec16 Hol 4f fst :48:1 H 1/53 Dec4 Hol 4f fst :48:1 H 9/21 Nov16 Hol 4f fst :1:12:1 H 2/15

Dr. b or br g. 4

Sire: FK to Fight (Chieftain)

Dam: Zerelda (In Reality)

Br: Miller Mr &amp; Mrs Mackenzie &amp; West Mr &amp; Mrs R Smiser (Ky)

Tr: Nettie Kenneth (4 0 0 0 00) 96: (11 0 00)

Lifetime Record : 12 1 4 1 \$33,713

1997 2 0 0 0 \$3,975 Turf 0 0 0 0

1996 10 1 4 1 \$29,738 Wet 1 0 0 0 \$2,175

SA 6 0 2 0 \$12,450 Dist 4 0 2 0 \$9,288

L 115

78 7 7 7 7 7 5 5 4 4 Flores DR LB 116 b 39.30 82-12 Refried Dreams 1153 Barrier Breaker 1153 Sish The Price 1134 Wide 1st turn 8

80 1 6 7 7 6 5 4 4 4 Nakalani C S LB 115 b 3.50 82-12 Provide 1152 Grey Devil 1151 Slash The Price 1152 Saved ground 8

78 7 4 7 3 5 5 5 5 5 Solis A LB 115 b 5.70 89-12 Paramour 1151 Prototype 1102 Hooie 1153 No late bid 9

79 5 5 6 5 5 5 5 5 5 Hunter M T LB 120 b 6.50 81-15 Niv Ostr 1172 B S Trt For Engas 117 B H Top Contndr 1200 5-wide into lane 6

73 1 8 6 2 3 2 2 1 1 Hunter M T LB 120 b \*2.60 82-13 Top Contender 1203 After Midnight 1200 Fourth And One 1203 Gamely 12

73 2 5 7 5 5 7 4 4 4 Solis A LB 116 b \*1.70 88-12 Syn's Way 1162 Terre Alle 1171 Beboopin Baby 1170 Late gain 7

74 2 6 5 4 4 4 4 4 4 Solis A LB 114 b 3.90 85-13 Hert Of The Storm 1223 Sedro Woolley 1171 Top Contndr 1142 Along for 3rd 7

77 4 5 7 5 6 5 4 4 4 Solis A LB 115 b 6.60 82-12 Tombeur 1222 Top Contender 1152 Coyote Canyon 1101 Late for 2nd 7

74 10 8 5 5 5 5 5 5 5 Blanc B LB 112 b 2.80 78-24 King Ivor 1172 Top Contender 112 End Run 1173 Late surge 10

76 3 7 7 7 6 5 5 5 5 Pincay L Jr LB 117 b 5.80 78-17 Refried Dreams 1171 Sergeant Stick 1171 Security Code 1171 Late bid 8

## Sergeant Stick

Own: Dyck Fred

\$32,000

MCCARRON C J (114 20 22 21) 1996: (805 189 23)

31Aug96-8Hol fst 1 1/4 :23:3 :471 1:12 1:453 Alw 17000Nlx

9Aug96-6Hol fst 6 1/2 :22:2 :453 1:104 1:172 Alw 16000Nlx

14July96-1Hol fst 1 1/4 :23:4 :474 1:124 1:442 Md Sp Wt

1June96-3Hol fm 1 @ :23:1 :462 1:103 1:36 3 1/4 Md Sp Wt

20Apr96-6SA fst 1 :22:3 :47 1:113 1:37 Md Sp Wt

31Mar96-2SA fst 1 :23:4 :48 1:124 1:374 Md Sp Wt

15Mar96-6SA fst 1 :22:1 :463 1:112 1:374 Md 50000

17Feb96-7SA fst 6 1/2 :22:1 :451 1:10 1:162 Md 50000

2Feb96-2SA gd 7f :22:4 :454 1:113 1:252 Md 32000

Reared start; 6 wide into lane

20Jan96-6SA fst 6 1/2 :21:3 :441 1:09 1:153 Md Sp Wt

WORKOUTS: Feb10 SA 4f fst :1:13:1 H 2/28 Jan1 SA 5f fst :1:00:1 H 2/45 Jan14 SA 5f my :1:03:2 H (d) 12/22 Jan3 SA 4f my :54:1 H (d) 4/4 Dec28 SA 4f 1 1/4 my :50:2 H 2/2 Dec19 SA 4f fst :47:1 H 4/21

Dr. b or br g. 4

Sire: Blue Ensign (Hoist the Flag)

Dam: Via (Cloudy Dawn)

Br: Ellison Stephen P (Fla)

Tr: Richardson Donald P (7 0 0 0 00) 96: (37 2 05)

Lifetime Record : 12 2 3 2 \$45,096

1996 10 2 3 1 \$42,665 Turf 1 0 0 0

1995 2 M 0 1 \$2,431 Wet 0 0 0 0

SA 6 0 3 1 \$23,975 Dist 4 1 1 1 \$16,173

L 115

63 2 4 5 4 5 5 5 5 Walker M 117 3.55 80-22 Newdigs 1153 Artic Sun 1123 Hartley 1223 Inds 3rd turn, no rally 6

78 3 2 2 2 2 1 1 1 1 Barton J 120 \*1.25 93-08 Srgnt Stick 1203 Howthstswon 1151 Rich Rsr 1171 Dueld rail, driving 7

79 1 2 2 2 2 1 1 1 1 Barton J 120 \*9.00 93-06 Sergeant Stick 1206 Steady Stev 1203 11Msimmo 1200 Speed 2path, ridden out 5

59 2 5 7 5 5 5 5 5 5 Desormeaux K J B 116 8.70 73-15 Foreign Rescue 1234 Don't Blame Rio 1163 Quite Good 1166 Rank 1st turn 8

83 2 1 2 2 2 2 2 2 2 Delahoussaye E B 117 6.30 83-14 Midnight Drama 1171 Sergeant Stick 1173 Granducal 1173 Game inside 7

73 4 3 3 3 3 3 3 3 3 Black C A B 117 3.10 74-20 Hectic 1123 Ghostown 1173 Pleasant Returns 1173 Stalked, weakened 6

78 2 2 4 4 4 4 4 4 4 Blanc B B 117 1.90 79-17 Refried Dreams 1171 Sergeant Stick 1171 Security Code 1171 Finished well 8

76 4 3 2 2 3 1 2 2 2 Delahoussaye E 118 3.90 85-13 Rapid Release 1164 Sergeant Stick 1182 Nowhere Road 1184 Gamely 9

65 11 12 10 11 10 13 4 3 3 Delahoussaye E B 118 2.10 72-21 Freedom To Fly 1182 Royal Wrangler 1181 Sergeant Stick 1181 12

## Pirate's Great Sun

Own: Latorre &amp; Rubenstein &amp; Rubenstein

\$32,000

DELAHOUSSEY E (109 16 19 16 15) 1996: (975 163 17)

29Jan97-1SA fst 6f :22:1 :452 :572 1:101 4 C/m 25000

8Jan97-6SA fst 6f :21:2 :442 :563 1:092 4 C/m 20000

26Dec96-2SA fst 6f :21:4 :443 :57 1:094 C/m 20000

27Oct96-6SA fst 1 :22:2 :464 1:11 1:37 C/m 32000

13Oct96-1SA fst 6 1/2 :22 :442 1:091 1:16 C/m 25000

31Aug96-10mr fst 1 :23 :463 1:111 1:364 C/m c-25000

Claimed from For The Boys Stable &amp; Perlestein, Machowsky Michael Trainer

19Aug96-40mr fst 6 1/2 :21:4 :443 1:092 1:161 C/m 25000

25July96-30mr fst 6f :21:4 :451 :572 1:094 C/m 20000

17July96-1Hol fst 7 1/2 :22 :452 1:094 1:29 C/m 40000

Previously Trained by Kellogg Cory

1May96-80TuP fst 6f :21:1 :434 :56 1:094 Alw 15000Nlx

WORKOUTS: Feb10 SA 4f fst :48:1 H 2/28 Feb6 SA 4f fst :49:1 H 2/22 Jan17 SA 4f gd :49:1 H 1/27 Dec28 SA 5f fst :1:01:1 H 2/50 Dec14 SA 5f fst :1:01:1 H 2/47 Dec5 SA 5f fst :1:02:1 H 12/2

Dr. b or br g. 4

Sire: Pirate's Bounty (Hoist the Flag)

Dam: Pincic Malt (Great Sun)

Br: Rancho Jonata (Cal)

Tr: Palma Hector G (10 4 4 2 22) 96: (118 15 13)

Lifetime Record : 27 3 6 6 \$66,093

1997 2 1 0 0 \$16,500 Turf 2 0 0 0 \$1,500

1996 16 1 5 3 \$33,570 Wet 0 0 0 0

SA 5 1 1 1 \$24,200 Dist 4 0 2 2 \$11,590

L 115

85 7 6 7 4 6 3 4 1 1 Delahoussaye E LB 116 b 14.50 87-17 Pirle's GretSun 116 Homecoming Flag 115 Sett South 1152 Smartly timed 8

77 7 4 6 7 7 10 6 5 4 Delahoussaye E LB 116 b 4.20 87-09 Homecoming Flag 1152 Sett South 1162 Predetermined 1100 Broke in air 8

75 6 4 4 5 4 5 2 2 4 Garcia J A LB 115 b 4.90 84-10 Pal'm Well 1154 Pirate's GretSun 1152 Predetermined 1166 4 wide, 2nd best 8

62 8 5 5 1 8 7 8 12 7 Garcia J A LB 115 b 4.90 83-19 Back At Five 1171 Predictable 1152 Refried Dreams 1151 4 wide, weakened 8

85 2 4 5 6 5 7 4 5 3 Garcia J A LB 115 b 14.50 88-12 TeAtua 1161 Back At Five 1153 Pirate's GretSun 1153 Blocked, steadied late 7

74 2 6 5 2 4 4 3 4 3 Flores DR LB 116 b 6.80 88-16 Try Jory 1162 Coyote Canyon 1163 Pirate's Great Sun 1163 On rail to lane 8

76 1 6 6 7 6 3 5 4 4 Pedroza M A LB 116 b 16.60 86-11 Back At Five 1161 Chip Canyon 1160 Pirate's GretSun 1166 Bit wide into lane 8

61 1 7 8 4 8 4 5 5 4 Pedroza M A LB 116 b 5.80 77-13 Ghensburg 1161 Chip Canyon 1161 Twistin then it w 1161 Improved position 8

59 2 6 3 1 2 1 5 6 4 Nakalani C S LB 115 b 2.50 75-12 Refried Dreams 1166 Dcorin Crystl 1153 Touchdown Mimi 1152 Bore in start 5

76 2 4 4 1 4 2 3 1 2 Ortiz M F Jr L 117 b 7.60 86-17 The Barking Shark 1171 Pirate's Great Sun 1172 Romn Summit 1171 Gamely 6

# Zika

Own: Wimp Free Racing Stables

PINLAY L JR (123 20 21 11 .16) 1996: (300 123 .13)

16 Jan 97- 5SA gd 5f :22 :45 1:104 1:172 4x Md 40000

Previously trained by Drysdale Neil

15 Sep 96- 30m fsl 6f :22 :452 :574 1:102 3x Md 50000

WORKOUTS: Feb 12 Hol 4f :42 H 16/17 Feb 6 Hol 5f fsl :1:11 H 16/20 Jan 30 Hol 5f fsl :1:02 H 16/20 Jan 12 Hol 3f fsl :35 H 6/23 Dec 31 Hol 4f my :1:13 H 1/13 Dec 21 Hol 5f fsl :1:01 H 7/30

B. p. 4

Sire: Zilzil (Haweyer)

Dam: Bold n Determined (Bold and Brave)

Br: Gainsborough Farm Inc (Ky)

Tr: Bradshaw Randy (27 4 3 4 .15) 96: (287 56 20)

83 5 3 2nd 2nd 11 11 Pinlay L Jr LB 119 b 7.30 83-15 Zika 1191 Speed Check 1193 Strawberry Patch 1191

57 10 6 64 75 77 81 81 Hunter M T LB 118 41.30 77-12 NoQuickQuick 1184 BoldyRuhl 1183 Spokeroofthehouse 1182

Jan 30 Hol 5f fsl :1:02 H 16/20 Jan 12 Hol 3f fsl :35 H 6/23 Dec 31 Hol 4f my :1:13 H 1/13 Dec 21 Hol 5f fsl :1:01 H 7/30

Lifetime Record: 2 1 0 0 \$12,100

1997 1 1 0 0 \$12,100 Turf 0 0 0 0

1996 1 M 0 0 Wet 0 0 0 0

SA 1 1 0 0 \$12,100 Dist 1 1 0 0 \$12,100

83-15 Zika 1191 Speed Check 1193 Strawberry Patch 1191 Cleared, held 8

57 10 6 64 75 77 81 81 Hunter M T LB 118 41.30 77-12 NoQuickQuick 1184 BoldyRuhl 1183 Spokeroofthehouse 1182 Wide into lane 11

# Westo

FAVORITE

Own: Burke Gary W & Timothy R

STEVENS G L (100 31 31 23 .19) 1996: (300 104 .20)

16 Jan 97- 5SA gd 6f :21 :44 :573 1:102 4x C/m 32000

3 Jan 97- 1SA my 7f :22 :451 1:104 1:23 4x C/m 45000

12 Dec 96- 3Hol my 6f :22 :452 :574 1:102 C/m 62500

27 Nov 96- 7Hol fsl 6f :21 :441 1:094 1:15 C/m 40000

26 Oct 96- 5SA fsl 6f :21 :441 :564 1:102 C/m 40000

12 Oct 96- 1SA fsl 6f :22 :442 1:091 1:16 C/m 25000

29 Jun 96- 3Hol fsl 7f :22 :452 1:104 1:23 C/m 20000

28 Jun 96- 3Hol fsl 1 1/2 :23 :464 1:112 1:44 C/m 32000

2 Jun 96- 4Hol fsl 1 1/2 :23 :47 1:11 1:43 C/m 40000

22 Apr 96- 5SA fm 1 :23 :47 1:11 1:37 C/m 62500

WORKOUTS: Feb 12 Hol 3f fsl :36 H 4/11 Feb 6 Hol 5f fsl :1:01 H 12/30 Jan 1 Hol 4f fsl :40 H 12/47 Dec 6 Hol 4f fsl :50 H 23/24 Nov 24 Hol 3f fsl :30 H 19/22 Nov 6 Hol 5f fsl :53 H 7/34

Ch. b. w. p. 4

Sire: Thirty Six Red (Slew n Gold)

Dam: Our Ollie (Our Michael)

Br: Backer John W & Keller Robert C (Ky)

Tr: Mitchell Mike (36 7 4 6 .19) 96: (300 31 .24)

91 5 4 55 54 31 13 Stevens G L LB 116 b \*2.00 86-15 Westo 1169 Festival Tune 1170 Turn To Glory 1171

72 2 3 31 44 53 57 Chaves N J LB 113 b \*2.20 78-16 OurScrAffir 1182 SycamoreSprings 1204 Primour 1203

88 4 4 42 43 32 22 Stevens G L LB 115 \*1.80 86-15 DubiousConnection 1133 Westo 1152 Jestersluckynone 1161

96 1 7 41 31 2nd 2nd Stevens G L LB 115 8.10 31-11 Te Atual 1184 Westo 1150 Time For Skywalker 1154

82 1 3 73 73 53 33 Toscano P R LB 116 9.70 85-12 Dubious Connection 1204 Double Fortune 1160 Westo 1163

84 1 5 69 69 67 43 Nakatani C S LB 115 3.20 88-12 Te Atual 1161 Back Al Five 1153 Pirate's Great Sun 1151

68 2 2 32 32 22 44 McCarron C J LB 115 \*9.00 76-15 Invictus 1151 Quick Account 1181 Grey Devil 1159

77 2 5 41 41 33 31 Nakatani C S LB 116 \*1.30 77-23 J V Bennett 1160 March Of Kings 1161 Westo 1164

80 4 6 104 104 13 21 McCarron C J LB 116 5.50 83-11 Te Atual 1161 Westo 1161 March Of Kings 1171

81 4 1 13 104 42 Stevens G L LB 115 b \*3.20 77-20 Homecoming Flag 1154 Freedom To Fly 1104 Sheelan 1140

Lifetime Record: 16 3 4 2 \$101,863

1997 2 1 0 0 \$19,200 Turf 1 0 0 0 \$3,750

1996 12 1 4 2 \$69,288 Wet 4 1 1 0 \$20,975

SA 8 2 1 1 \$59,375 Dist 2 0 1 0 \$7,250

86-15 Westo 1169 Festival Tune 1170 Turn To Glory 1171 Wide rally 7

78-16 OurScrAffir 1182 SycamoreSprings 1204 Primour 1203 Saved ground to lane 6

86-15 DubiousConnection 1133 Westo 1152 Jestersluckynone 1161 Slow late gain 6

31-11 Te Atual 1184 Westo 1150 Time For Skywalker 1154 Rail trip 9

85-12 Dubious Connection 1204 Double Fortune 1160 Westo 1163 Inside rally 8

88-12 Te Atual 1161 Back Al Five 1153 Pirate's Great Sun 1151 Late bid 7

76-15 Invictus 1151 Quick Account 1181 Grey Devil 1159 Floated out early 6

77-23 J V Bennett 1160 March Of Kings 1161 Westo 1164 Blocked 1/4 - 3/16 7

83-11 Te Atual 1161 Westo 1161 March Of Kings 1171 Overlaken late 8

77-20 Homecoming Flag 1154 Freedom To Fly 1104 Sheelan 1140 Inside duel 10

# Dubious Connection

Own: Budget Stable

PEDEAZA M A (121 9 11 16 .17) 1996: (1271 100 .13)

20 Jan 97- 2SA fsl 5f :21 :44 :554 1:014 4x C/m 45000

3 Jan 97- 1SA my 7f :22 :451 1:104 1:23 4x C/m 50000

26 Dec 96- 7SA fm 1 :23 :471 1:104 1:34 3x Alw 57000N3x

12 Dec 96- 3Hol my 6f :22 :452 :574 1:102 C/m 57500

7 Nov 96- 4Hol fm 5f :21 :44 :551 1:01 C/m 55000

26 Oct 96- 5SA fsl 6f :21 :441 :564 1:102 C/m 40000

12 Oct 96- 1SA fsl 6f :21 :442 :571 1:101 C/m 50000

22 Sep 96- 6fpx fsl 6f :21 :451 1:102 1:17 3x Alw 35400N2x

11 Sep 96- 50m fsl 5f :22 :441 :574 1:034 3x Alw 42000N1x

1 Aug 96- 30m fsl 6f :22 :441 :574 1:034 3x Alw 42000N1x

WORKOUTS: Feb 11 SA fsl 5f fsl :1:02 H 1/3 Feb 5 SA fsl 5f fsl :40 H 1/3 Dec 7 SA fsl 5f fsl :40 H 2/51 Nov 30 SA fsl 5f fsl :1:02 H 16/20 Nov 24 SA fsl 5f fsl :40 H 16/27

Ch. b. w. p. 4

Sire: Prospector Gamble (Crafty Prospector)

Dam: Inca Connection (High Counsel)

Br: Siegel Jan & Mace & Samantha (Fla)

Tr: Lloyd Rine (8 0 0 0 .00) 96: (101 14 .14)

56 1 4 23 21 31 719 Delahoussaye E LB 116 f 9.50 83-11 Mr Peter P. 1173 Plenty Zloty 1174 Virtuous Regent 1224

65 4 1 11 11 32 611 Pedroza M A LB 120 f 3.00 75-16 OurSecretAffir 1182 SycamoreSprings 1204 Primour 1203

77 5 1 11 11 21 1014 Pedroza M A LB 113 f 41.10 87-83 Silver Kite 1164 Canyon Crest 1181 Vetheuil 1164

90 6 1 11 11 12 12 Pedroza M A LB 113 f 2.20 87-15 Dubious Connection 1133 Westo 1152 Jestersluckynone 1161

83 2 3 53 54 33 31 Pedroza M A LB 115 f 2.10 91-83 Cuvee Brut 1153 Roses Of Silver 1153 Dubious Connection 1152

83 4 6 32 2nd 1st 13 Pedroza M A LB 120 f 3.00 86-12 Dubious Connection 1204 Double Fortune 1160 Westo 1163

75 8 2 41 31 31 53 Pedroza M A LB 120 f \*2.10 83-12 Cuvee Brut 1164 Open River 1150 Count Kattman 1151

83 2 4 21 2nd 12 13 Pedroza M A LB 117 f \*1.30 96-08 Dubious Connection 1173 Jestersluckynone 1173 Binfo 1194

96 6 1 2nd 21 13 Pedroza M A LB 115 f 4.30 94-15 Dubious Connection 1153 SycamoreSprings 1184 Conqst 1191

85 4 2 104 13 2nd 22 Pedroza M A LB 114 f 3.00 89-09 SycamoreSprings 1162 Dubious Connection 1143 Monzon 1163

Lifetime Record: 22 6 8 2 \$180,825

1997 2 0 0 0 \$14,200 Turf 3 0 1 1 \$14,200

1996 13 5 4 1 \$134,625 Wet 2 1 0 0 \$19,800

SA 6 2 1 0 \$39,600 Dist 2 1 1 0 \$28,200

83-11 Mr Peter P. 1173 Plenty Zloty 1174 Virtuous Regent 1224 Inside, weakened 7

75-16 OurSecretAffir 1182 SycamoreSprings 1204 Primour 1203 Inside, weakened 6

87-83 Silver Kite 1164 Canyon Crest 1181 Vetheuil 1164 Speed, weakened 10

87-15 Dubious Connection 1133 Westo 1152 Jestersluckynone 1161 Speed, held 6

91-83 Cuvee Brut 1153 Roses Of Silver 1153 Dubious Connection 1152 Split foes 1/4 6

86-12 Dubious Connection 1204 Double Fortune 1160 Westo 1163 Game inside 8

83-12 Cuvee Brut 1164 Open River 1150 Count Kattman 1151 4 wide to turn 8

96-08 Dubious Connection 1173 Jestersluckynone 1173 Binfo 1194 Just held thru drive 7

94-15 Dubious Connection 1153 SycamoreSprings 1184 Conqst 1191 Came back gamely 6

89-09 SycamoreSprings 1162 Dubious Connection 1143 Monzon 1163 Game for 2nd 7

# Lil A. J.

Own: Bartlett Richard J

GARCIA J A (106 14 17 13 .13) 1996: (263 45 .17)

5 Jan 97- 6GG fsl 6f :21 :44 :574 1:101 4x C/m c-25000

Claimed from Sorum Willis J, Axmaker Peter Trainer

13 Dec 96- 6GG fsl 6f :21 :44 :562 1:092 C/m 25000

21 Nov 96- 7GG my 6f :21 :44 :562 1:092 3x Alw 33000N3x

10 Nov 96- 6GG fsl 6f :21 :434 :561 1:092 Alw 35000Nc

26 Oct 96- 12EmDfsl 5f :22 :452 :574 3x Chinook Pass H14k

13 Oct 96- 8EmDfsl 6f :22 :45 1:102 1:17 3x Alw 11450N1x

28 Sep 96- 9EmDfsl 6f :22 :46 :581 1:11 3x Alw 11450N1x

8 Sep 96- 9EmDfsl 1 :22 :451 1:102 1:374 Daily Reng Frm 16k

31 Aug 96- 8EmDfsl 6f :22 :452 :573 1:101 Alw 13000N1x

17 Aug 96- 9EmDfsl 1 :22 :462 1:114 1:374 Seattle Slew H15k

WORKOUTS: Feb 8 SA fsl 5f :40 H 2/47 Jan 30 SA fsl 5f :36 H 4/16 Jan 24 SA fsl 5f :40 H 12/17 Jan 18 SA fsl 5f :35 H 5/24 Dec 7 GG fsl 5f :1:02 H 23/20

Ch. c. 4

Sire: Muttering (Drone)

Dam: Captain's Bay Babe (Capt. Don)

Br: Sorum Sara Jane & Willis J (Wash)

Tr: McCarthy Sean (8 0 1 1 .00) 96: (52 5 .10)

66 6 3 22 21 64 79 Carr D LB 117 b 17.40 75-17 Ace In Spades 1173 Arguably 1174 Sil Look And Hope 1161

77 7 3 42 31 21 21 Barton J LB 117 b 9.90 90-10 Mashaka's Pride 1173 Lil A. J. 1174 Timeforachill 1171

75 3 2 22 22 23 53 Barton J LB 116 b 45.80 83-15 Big Red Irishman 1193 V.C. Bounty 1197 Sallwater Sharpe 1194

72 5 1 53 53 45 57 Barton J LB 117 60.20 84-13 Tolemos 1171 Burning Rubber 1174 Affetaffair 1173

67 5 6 74 53 91 91 Skelly R V LB 114 17.20 96-09 L. J. Express 1133 Whatdidesay 1171 Toobusytoocall 1052

52 1 6 42 57 71 71 Skelly R V LB 115 11.60 82-04 Whatdidesay 1204 Pic O Them All 1204 Last Ballgame 1151

84 6 5 41 2nd 1st 21 Skelly R V LB 115 18.70 91-12 L. J. Express 1201 Lil A. J. 1154 Whatdidesay 1204

52 3 3 21 32 61 61 Steiner J J LB 116 18.00 70-14 Avro Aero 1161 Military Force 1162 Super Q. Won 1162

75 6 1 13 1st 21 43 Steiner J J LB 119 5.20 94-06 Avro Aero 1224 Fareweather Sailor 1173 First Defense 1174

— 1 1 1 53 1110 — Steiner J J LB 116 40.30 — 10 Dash Eight 1174 Crusading King 1194 Find Our Star 1161

Lifetime Record: 17 2 2 2 \$44,929

1997 1 0 0 0 Turf 0 0 0 0

1996 11 0 2 0 \$10,885 Wet 1 0 0 0 \$825

SA 0 0 0 0 Dist 1 0 0 0

75-17 Ace In Spades 1173 Arguably 1174 Sil Look And Hope 1161 Faltered 7

90-10 Mashaka's Pride 1173 Lil A. J. 1174 Timeforachill 1171 Raced well wide 9

83-15 Big Red Irishman 1193 V.C. Bounty 1197 Sallwater Sharpe 1194 Weakened 7

84-13 Tolemos 1171 Burning Rubber 1174 Affetaffair 1173 Wide trip 6

96-09 L. J. Express 1133 Whatdidesay 1171 Toobusytoocall 1052 Outrun 10

82-04 Whatdidesay 1204 Pic O Them All 1204 Last Ballgame 1151 Gave way badly 7

91-12 L. J. Express 1201 Lil A. J. 1154 Whatdidesay 1204 Battled for 2nd 6

70-14 Avro Aero 1161 Military Force 1162 Super Q. Won 1162 Speed, tired 8

94-06 Avro Aero 1224 Fareweather Sailor 1173 First Defense 1174 Dueld, tired 6

— 10 Dash Eight 1174 Crusading King 1194 Find Our Star 1161 Stopped, eased 11

# Yankee Castle

Own: Valprede Inc

FLORES D R (119 16 15 9 .13) 1996: (743 32 .12)

29 Jan 97- 5SA fm 1 :23 :462 1:10 1:34 4x Alw 46000N1x

26 Dec 96- 5SA fsl 1 :23 :463 1:11 1:36 C/m 32000

27 Nov 96- 4Hol fm 1 :23 :471 1:11 1:35 C/m 50000

11 Nov 96- 4Hol fm 1 1/2 :23 :474 1:11 1:41 C/m 45000

3 Nov 96- 5SA fm 6f :21 :44 :574 1:102 1:13 3x Alw 37000N1x

Previously trained by Olguin Ulises

12 Oct 96- 1SA fsl 6f :21 :44 :573 1:101 C/m 50000

28 Sep 96- 8fpx fsl 6f :21 :451 1:111 1:172 3x Alw 3600

Next, Readouts both RAW and ATM Adjusted.

**NON** EQUALIZED LINES

SA 2-16-97 5 6.5 D

#	NAME	L	DIST	S	1stC	2ndC	3rdC	FnlC	BL1	BL2	BLS	BLF	SR	TV	ADJ	N	T
1	HOME	2	6.0	D	21.2	44.2	56.3	109.2	6.50	4.00	1.50	0.00	91	9	-3.5	3	
2	SERG	2	6.5	D	22.2	45.3	110.4	117.2	0.00	0.00	0.00	0.00	93	8	6.0	1	
3	PIRA	1	6.0	D	22.1	45.2	57.2	110.1	4.00	3.50	2.25	0.00	87	17	0.0	3	
4	ZIKA	1	6.5	D	22.0	45.0	110.4	117.2	0.10	0.10	0.00	0.00	83	15	-0.5	1	
5	WEST	1	6.0	D	21.1	44.4	57.3	110.2	5.50	4.00	1.00	0.00	86	15	-0.5	3	
6	DUBI	6	6.0	D	21.0	44.1	56.4	110.2	2.00	0.00	0.10	0.00	86	12	-2.0	2	
7	L-AJ	2	6.0	D	21.3	44.2	56.2	109.2	2.00	0.50	1.50	1.50	90	10	-2.0	2	
8	YANK	2	8.0	D	23.0	46.3	111.0	136.3	0.00	0.00	0.00	0.00	86	18	-1.0	1	
9	YANKx	2	6.0	D	22.3	46.1	58.2	110.3	0.00	0.00	0.00	0.00	85	18	0.0	1	

EQUALIZED LINES

SA 2-16-97 5 6.5 D

#	NAME	L	DIST	S	1stC	2ndC	3rdC	FnlC	BL1	BL2	BLS	BLF	SR	TV	ADJ	N	T
1	HOME	2	6.5	D	21.2	44.2	109.0	115.3	6.50	4.00	1.50	0.00	92	9	-3.5	3	
2	SERG	2	6.5	D	22.2	45.3	110.4	117.2	0.00	0.00	0.00	0.00	83	8	-8.0	1	
3	PIRA	1	6.5	D	22.1	45.2	109.4	116.2	4.00	3.50	2.25	0.00	88	17	0.0	3	
4	ZIKA	1	6.5	D	22.0	45.0	110.4	117.2	0.10	0.10	0.00	0.00	83	15	-0.5	1	
5	WEST	1	6.5	D	21.1	44.4	110.0	116.3	5.50	4.00	1.00	0.00	87	15	-0.5	3	
6	DUBI	6	6.5	D	21.0	44.1	109.1	116.3	2.00	0.00	0.10	0.00	87	12	-2.0	2	
7	L-AJ	2	6.5	D	21.3	44.2	108.4	115.3	2.00	0.50	1.50	1.50	90	10	-2.0	2	
8	YANK	2	6.5	D	22.3	46.1	110.4	116.4	0.00	0.00	0.00	0.00	86	18	-1.0	1	
9	YANKx	2	6.5	D	22.3	46.1	110.4	116.4	0.00	0.00	0.00	0.00	86	18	0.0	1	

ENERGY GENERATOR -- RAW

RAW

SA 2-16-97 5 6.5 D

#	NAME	L	N	T	Total	R	DEF	Hid	R	Fx	R	XMed	E/EP	R	L/EP	R	ESP
1	HOME	2	3		171.73-	1		64.79-	5	66.33-	6	68.88	80.21-	2	77.99-	1	E/P
2	SERG	2	1		167.71-	8	4.02	64.86-	4	66.07-	8	69.06	78.92-	7	76.53-	6	E/P
3	PIRA	1	3		169.51-	5	2.22	65.35-	1	66.38-	4	68.27	79.26-	6	77.66-	2	PRE
4	ZIKA	1	1		168.31-	7	3.42	64.36-	7	65.90-	9	69.73	79.35-	5	76.28-	8	EAR
5	WEST	1	3		169.60-	4	2.13	63.90-	8	66.87-	1	69.23	79.61-	4	77.05-	5	EAR
6	DUBI	6	2		170.10-	3	1.63	63.27-	9	66.35-	5	70.38	80.16-	3	76.45-	7	EAR
7	L-AJ	2	2		171.54-	2	0.19	64.59-	6	66.10-	7	69.31	80.28-	1	77.64-	3	EAR
8	YANK	2	1		162.31-	9	9.42	65.10-	3	66.67-	3	68.23	76.85-	9	75.28-	9	PRE
9	YANKx	2	1		168.44-	6	3.29	65.32-	2	66.79-	2	67.88	78.77-	8	77.56-	4	S/P

HI/LO Difference = 9.42 Average = 168.81

ENERGY GENERATOR -- ATML

Adj.

SA 2-16-97 5 6.5 D

#	NAME	L	N	T	Total	R	DEF	Hid	R	Fx	R	XMed	E/EP	R	L/EP	R	ESP
1	HOME	2	3		170.24-	2	0.48	64.77-	4	66.39-	5	68.84	79.69-	3	77.52-	2	E/P
2	SERG	2	1		164.31-	9	6.41	64.77-	4	66.19-	7	69.05	77.79-	9	75.41-	9	E/P
3	PIRA	1	3		169.51-	5	1.21	65.35-	1	66.38-	6	68.27	79.26-	6	77.66-	1	PRE
4	ZIKA	1	1		168.10-	7	2.62	64.36-	6	65.91-	9	69.73	79.28-	5	76.21-	8	EAR
5	WEST	1	3		169.71-	4	1.01	63.96-	7	66.94-	1	69.09	79.60-	4	77.17-	5	E/P
6	DUBI	6	2		169.75-	3	0.97	63.37-	8	66.48-	4	70.15	79.97-	2	76.49-	7	EAR
7	L-AJ	2	2		170.72-	1		64.58-	5	66.14-	8	69.27	80.00-	1	77.39-	4	EAR
8	YANK	2	1		167.83-	8	2.89	65.27-	3	66.77-	2	67.95	78.59-	8	77.31-	5	S/P
9	YANKx	2	1		168.26-	6	2.46	65.29-	2	66.76-	3	67.95	78.74-	7	77.45-	3	S/P

HI/LO Difference = 6.41 Average = 168.71

Pace Launcher IV Composite -- RAW

SA 2-16-97 5 6.5 D

#	NAME	L	N	T	EPR	LPR	CPR	TT	HID	FW	FX	LS	RANK
1	HOME	2	3		4	2	1	1	1	2	1	12	1
2	SERG	2	1		5	6	6	5	6	6	7	41	8
3	PIRA	1	3		6	1	3	4	2	5	4	25	3
4	ZIKA	1	1		3	7	6	3	8	4	6	37	7
5	WEST	1	3		5	4	4	8	5	3	2	29	5
6	DUBI	6	2		1	8	4	2	7	2	3	27	4
7	L-AJ	2	2		2	5	2	1	3	1	3	17	2
8	YANK	2	1		7	3	5	7	4	6	5	37	6
9	YANKx	2	1		7	3	5	7	4	6	5	37	6

RAW

VITAL FACTORS--RAW L

SA 2-16-97 5 6.5 E

#	NAME	L	TOTAL	SC	R	E/DC	SCBL	3F	R	SPN	R
1	HOME	2	171.82	58.74	3( 45.0)	97.14	4.00	53.53	3( 30.4)	96.92	1 S
2	*SERG	2	167.71	57.89	6( 45.3)	98.25		51.89	6( 31.4)	74.67	8
3	PIRA	1	169.51	57.53	7( 45.4)	97.95	3.50	53.79	2( 30.3)	87.67	4 P
4	ZIKA	1	168.31	58.65	4( 45.0)	97.78	0.10	50.94	7( 32.2)	82.67	8
5	WEST	1	169.93	58.21	5( 45.2)	95.08	4.00	52.52	5( 31.2)	84.67	5
6	DUBI	8	170.64	59.73	1( 44.1)	95.60		50.93	8( 32.2)	88.67	3
7	L-AJ	2	171.62	59.37	2( 44.2)	97.74	0.50	52.72	4( 31.1)	93.17	2 W
8	*YANK	2	168.26	57.14	8( 46.1)	97.84		53.92	1( 30.3)	79.67	7
9	*YANKx	2	168.26	57.14	8( 46.1)	97.84		53.92	1( 30.3)	79.67	7

HIGH	171.82	59.73	( 44.1)	98.25	53.92	( 30.3)	96.92
LOW	167.71	57.14	( 46.1)	95.08	50.93	( 32.2)	74.67
AVE	169.56	58.27	( 45.2)	97.25	52.68	( 31.2)	85.31

VITAL FACTORS--ATM L

#	NAME	L	TOTAL	SC	R	E/DC	SCBL	3F	R	SPN	R
1	HOME	2	170.24	58.19	4( 45.2)	97.02	4.00	53.05	4( 31.1)	95.92	1 S
2	*SERG	2	164.31	56.70	9( 46.3)	97.94		50.86	8( 32.2)	74.67	9
3	PIRA	1	169.51	57.53	8( 45.4)	97.95	3.50	53.79	2( 30.3)	87.67	3 P
4	ZIKA	1	168.10	58.57	3( 45.0)	97.76	0.10	50.88	7( 32.2)	80.67	7
5	WEST	1	169.71	58.14	5( 45.2)	95.07	4.00	52.45	6( 31.2)	85.17	5
6	DUBI	6	169.75	59.41	1( 44.2)	95.54		50.68	9( 32.3)	86.42	4
7	L-AJ	2	170.72	59.05	2( 44.4)	97.67	0.50	52.46	5( 31.2)	93.42	2 W
8	*YANK	2	167.83	56.99	8( 46.2)	97.80		53.78	3( 30.3)	76.67	8
9	*YANKx	2	168.26	57.14	7( 46.1)	97.84		53.92	1( 30.3)	82.92	6

Late/Early Difference Graph -- ATM

#	NAME	LN	M	DIFF	LATE	EARLY	TOTAL	R
1	HOME	2	3	1.9	S		170.24	2
2	SERG	2	1	5.6			164.31	9
3	PIRA	1	3	-2.0	P		169.51	5
4	ZIKA	1	1	13.7			168.10	7
5	WEST	1	3	3.9			169.71	4
6	DUBI	6	2	17.4			169.75	3
7	L-AJ	2	2	10.9	W		170.72	1
8	YANK	2	1	-1.3			167.83	8
9	YANKx	2	1	-1.0			168.26	6

Early-Sustained BOTH/AND Difference Graphic -- ATM

SA 2-16-97 5 6.5 D

#	NAME	L	N	%EARLY	%SUST	
1	HOME	2	3	51.0	S	49.0
2	SERG	2	1	53.3		46.7
3	PIRA	1	3	48.9	P C.E	51.1
4	ZIKA	1	1	57.8		42.2
5	WEST	1	3	52.2		47.8
6	DUBI	6	2	59.7		40.3
7	L-AJ	2	2	56.0	W	44.0
8	YANK	2	1	49.3		50.7
9	YANKx	2	1	49.4		50.6

Now, as promised, I'll go over the two ways to deal with a horse from a significantly LOWER CLASS track coming to one of HIGHER CLASS. If it were the other way around, you would merely reverse the procedure.

First the pace lines. Focus on SERGEANT:

Sergeant Slick

Swm Spk Frd

</

## PROCEDURE #1

Doing it THIS way SERG get its 93 SR with the 8 Variant. This happens whether we enter the SR from the Past Performance Line OR if we enter 0 and say YES to "OTHER" track. On the initial Pace Line Screen the horse get a +10 adjust because the computer does not YET know it came from a different track.

NEXT we press 1 for CONTINUE and EQUALIZE distances

## EQUALIZED LINES

SA 2-16-97 5 6.5

#	NAME	L	DIST	S	1stC	2ndC	3rdC	FnlC	BL1	BL2	BLS	BLF	SR	TV	ADJ
1	HOME	2	6.5	D	21.2	44.2	109.0	115.3	6.50	4.00	1.50	0.00	92	9	-3.5
2	SERG	2	6.5	D	22.2	45.3	110.4	117.2	0.00	0.00	0.00	0.00	83	8	6.0
3	PIRA	1	6.5	D	22.1	45.2	109.4	116.2	4.00	3.50	2.25	0.00	88	17	0.0
4	ZIKA	1	6.5	D	22.0	45.0	110.4	117.2	0.10	0.10	0.00	0.00	83	15	-0.5
5	WEST	1	6.5	D	21.1	44.4	110.0	116.3	5.50	4.00	1.00	0.00	87	15	-0.5
6	DUBI	6	6.5	D	21.0	44.1	109.1	116.3	2.00	0.00	0.10	0.00	87	12	-2.0
7	L-AJ	2	6.5	D	21.3	44.2	108.4	115.3	2.00	0.50	1.50	1.50	90	10	-2.0
8	YANK	2	6.5	D	22.3	46.1	110.4	116.4	0.00	0.00	0.00	0.00	86	18	-1.0
9	YANKx	2	6.5	D	22.3	46.1	110.4	116.4	0.00	0.00	0.00	0.00	86	18	0.0

Equalized to today's distance at today's track SERGEANT's new SR is reduced to 83 with a +6 adjustment. Track and speed have been accounted for but NOT track class because SERG still gets that +6. If we let that stand SERG comes out first on BL/BL. But, even with the error, the winner, Lil A.J. is tied for first. Pace launcher 4 is very forgiving. Next, consult the Track Class chart in the Pace Launcher instruction manual or Follow Up 60. HST (Hastings) is a level 5 track so it receives a MINUS FOUR (-4) adjustment. It already has an automatic -4 because it ran on an 8 variant ( $16 - 8 = 8/2 = -4$ ). Return to the ADJUSTMENT screen and CANCEL that PLUS 10 it received originally and add -4. This becomes minus 14 and SERG's SR is reduced to 83 with a -8 adjust. SERG ranks last on all key readouts.

ATM ADJUSTMENTS, NEED TO LEAD AND TANDEM RACES

NAME	L	DIST	S	AVE DTV	TV	TV ADJ	T&S	MAN	NET ATM	NTL	TAN
HOME	2	6.0	D	17	9	-3.5			-3.5	3	
SERG	2	6.5	D	17	8	-4.0	10	-14.0	-8.0	1	
PIRA	1	6.0	D	17	17				0.0	3	
ZIKA	1	6.5	D	17	15	-0.5			-0.5	1	
WEST	1	6.0	D	17	15	-0.5			-0.5	3	
DUBI	6	6.0	D	17	12	-2.0			-2.0	2	
L-AJ	2	6.0	D	17	10	-3.0	1		-2.0	2	
YANK	2	8.0	D	17	18		-1		-1.0	1	
YANKx	2	6.0	D	17	18				0.0	1	

BOTTOM LINE -- BETTING LINE

WIN ODDS ONLY

SA 2-16-97 5 6.5 D

RAW			ADJUSTED		
	BOTTOM LINE LS	BETTING LINE ODDS		BOTTOM LINE LS	BETTING LINE ODDS
1 HOME	21.0	EVEN	1 L-AJ	18.5	EVEN W
2 L-AJ	18.0	EVEN	2 HOME	17.5	EVEN 5
3 DUBI	12.5	7-2	3 PIRA	12.0	7-2 Pl
4 PIRA	10.5	9-2	4 DUBI	10.5	9-2
5 WEST	7.0	7-1	5 WEST	7.5	7-1
6 ZIKA	5.0	9-1	6 YANKx	7.0	7-1
7 YANK	4.0	10-1	7 ZIKA	4.0	10-1
7 YANKx	4.0	10-1	8 YANK	1.0	20-1
8 SERG	0.0	20-1	9 SERG	0.0	20-1

There's the \$390.61 Exacta and the \$1,731 TRIFECTA from the Top 3.

PROCEDURE 2:

Now we'll do it down and dirty; the same way we would if SERG were coming to SA from FPX or some other SLOWER track from which horses DO NOT deserve PLUS adjustments.

When you enter 0 for SR and are asked "From SA or OTHER." say SA. Now that 93 SR will be adjusted as if the horses had run 117:2 at SA.

LOOK:

DIT EQUALIZED LINES

SA 2-16-97 5 6.5 "

#	NAME	L	DIST	S	1stC	2ndC	3rdC	FnlC	BL1	BL2	BLS	BLF	SR	TV	ADJ	N
1	HOME	2	6.5	D	21.2	44.2	109.0	115.3	6.50	4.00	1.50	0.00	92	9	-3.5	3
2	SERG	2	6.5	D	22.2	45.3	110.4	117.2	0.00	0.00	0.00	0.00	83	8	-4.0	1
3	PIRA	1	6.5	D	22.1	45.2	109.4	116.2	4.00	3.50	2.25	0.00	88	17	0.0	3
4	ZIKA	1	6.5	D	22.0	45.0	110.4	117.2	0.10	0.10	0.00	0.00	83	15	-0.5	1
5	WEST	1	6.5	D	21.1	44.4	110.0	116.3	5.50	4.00	1.00	0.00	87	15	-0.5	3
6	DUBI	6	6.5	D	21.0	44.1	109.1	116.3	2.00	0.90	0.10	0.00	87	12	-2.0	2
7	L-AJ	2	6.5	D	21.3	44.2	108.4	115.3	2.00	0.50	1.50	1.50	90	10	-2.0	2
8	YANK	2	6.5	D	22.3	46.1	110.4	116.4	0.00	0.00	0.00	0.00	86	18	-1.0	1
9	YANKx	2	6.5	D	22.3	46.1	110.4	116.4	0.00	0.00	0.00	0.00	86	18	0.0	1

SERG now has an 83 SR but only a -4 Adjust. IS THAT ENOUGH?.

WIN ODDS ONLY					
RAW		ADJUSTED			
BOTTOM	BETTING	BOTTOM	BETTING		
LINE	LINE	LINE	LINE		
LS	ODDS	LS	ODDS		
1 HOME	21.0	EVEN	1 L-AJ	18.5	EVEN
2 L-AJ	18.0	EVEN	2 HOME	17.5	EVEN
3 DUBI	12.5	7-2	3 PIRA	12.0	7-2
4 PIRA	10.5	9-2	4 DUBI	10.5	9-2
5 WEST	7.0	7-1	5 WEST	7.5	7-1
6 ZIKA	5.0	9-1	6 YANKx	7.0	7-1
7 YANK	4.0	10-1	7 ZIKA	4.0	10-1
7 YANKx	4.0	10-1	8 YANK	1.0	20-1
8 SERG	0.0	20-1	9 SERG	0.0	20-1

YES! SERG is again at the bottom and we still get the Exacta and Trifecta. Practice these two procedures for adjusting horses from LOWER class tracks that are SLOWER than today's.

**3340**—FIFTH RACE, 8 1/2 Furlongs, Purse \$33,000, 4-year-olds, Claiming price \$32,000-28,000.

Index	Horse and Jockey	WL	FP	ST	W	1/2	W	Str.	Fin.	To \$1
3210	L.A.J., J Garcia	115	8	4	1 <sup>st</sup>	1 <sup>1</sup>	.	14 <sup>th</sup>	1 <sup>st</sup>	35.00
(3218)	Pirate's Great Sun, Ohoussy	116	4	8	8 1/2 <sup>th</sup>	7 <sup>th</sup>	.	6 1/2 <sup>th</sup>	2 1/2 <sup>th</sup>	8.90
3219	Homecoming Flag, A Sola	115	1	8	7 <sup>1</sup>	6 <sup>3</sup>	.	5 <sup>3</sup>	3 1/2 <sup>th</sup>	3.20
3209	Top Contender, P Atkinson	116	2	7	9	9	.	7 <sup>1</sup>	4 <sup>th</sup>	37.50
3222	Yankee Castle, D Flores	118	9	3	2 <sup>1</sup>	2 1/2 <sup>th</sup>	.	2 <sup>nd</sup>	5 <sup>th</sup>	8.00
3178	Dubious Connection, M Pedrosa	115	7	2	3 <sup>1</sup>	3 1/2 <sup>th</sup>	.	3 <sup>1</sup>	6 1/2 <sup>th</sup>	5.80
(3148)	Westo, G Stevens	117	6	1	4 1/2 <sup>th</sup>	4 <sup>th</sup>	.	4 <sup>th</sup>	7 1/2 <sup>th</sup>	1.50
7316	Sergeant Stok, C McCarron	115	3	9	5 <sup>1</sup>	5 <sup>1</sup>	.	8 <sup>th</sup>	6 <sup>2</sup>	10.50
(3148)	Zika, L Pincary Jr	117	5	5	6 1/2 <sup>th</sup>	8 1/2 <sup>th</sup>	.	9	9	14.40

No Scratch.  
Claimed — Westo-three Point Stable Inc-Robert W Marshall, Yankee Castle-Colorado King Racing St-Vladimir Carin.

8—L.A.J. .... 72.00 27.40 8.40

4—PIRATE'S GREAT SUN ..... 9.20 4.80

1—HOMECOMING FLAG ..... 3.80

Off: 2:43 Time: 21.4:44.3 1:09 2/5, 1:16 1/5, Track: Cloudy Fast, Winner-ch.c.4 Muttering-Captain's Bay Babe Tr-Sean McCarthy Own-Richard J Bartlett Sr. Mutuel Pool \$455,044.80, Exacta Pool \$321,043, Trifecta Pool \$329,724, Quinella Pool \$51,407, Pick Three Pool \$126,397.

81 EXACTA (8-4) PAID \$390.80 81 TRIFECTA (8-4-1) PAID \$1,731.40

→ 81 EXACTA (8-4) PAID \$390.80

→ 81 TRIFECTA (8-4-1) PAID \$1,731

NOTE: these payoffs are for one dollar Exactas-Trifectas

I can accept it when clients FAIL to WIN an example race but anyone thinking that Lil A.J. was not EVEN A CONTENDER has a serious problem that directly reflects that of the "Horseplayer" public who let Lil A.J. go off at 35 to 1.

A VALID e-mail question asked WHY did I not use the FULL 25 DV for HAYDEN LAKE'S 3rd race back in the STEP BY STEP exercise in Follow Up 62?

1

## Santa Anita Park

**7 Furlongs (1:20) CLAIMING.** Purse \$11,000. 4-year-olds and upward, bred in California. Weights: 4-year-olds, 120 lbs. Older, 122 lbs. Non-winners of two races since November 15, allowed 3 lbs. Of a race since December 15, 5 lbs. Claiming price \$10,000. (Maiden or races when entered for \$8,500 or less not considered.)



### Hayden Lake

Owned: Alley Michael & Tom Of Fun Stable

\$10,000

Ch. g. 8

Sire: Al Mamoon (Bellevue II)

Dam: Capry Mottie (Native Drib)

By: Pierce Donald & Kayle (Cal)

Tr: Pinelli Laura (17 2 2 2 .12) 56 (145 16 .11)

Lifetime Record: 79 23 9 7 \$150,501

L 117

25 Jan 07 - 1SA w/ 1	:22 1/2 :46 1:11 1:37 1:41 (C) Clm 10000	SPN-2 (C) 1 2 1 1 1 1 2 2 2 4	Pincay L Jr	LB 117 1	4.50	11-19	BHO/Petronie (104 Hayden Lake (1774) Best Anthem (167	Dueled, outfinished 4
27 Mar 06 - 2Hd fct 1 1/2	:22 1/2 :41 1:11 1:41 1:41 Clm 10000	60 1 1 2 2 2 2 2 2 4	Blanc B	LB 116 1	4.50	60-75	Can't Decipher (169 Clever Talk (163 Cocoman (1774	Inside duel 7
25 Oct 06 - 3SA fct 1	:22 1/2 :42 1:10 1:37 1:41 Clm 10000	SPN-1 70 2 1 1 1 1 1 1 1 1	Blanc B	LB 117 1	10.00	75-75	Half Past Ten (177 Crystal West (1774 Five Under (1774	Inside duel 5
14 Oct 06 - 1SA fct 1	:22 1/2 :46 1:11 1:37 1:41 Clm 10000	36 5 1 1 1 1 1 1 1 1	Pincay L Jr	LB 117 1	8.20	36-36	Vasquez (1174 Payday Macker (1774 Major Funding (1774	Speed, gave way 10
23 Sept 06 - 1SA fct 1 1/2	:23 :44 1:12 1:44 1:44 Clm 10000	57 3 1 1 1 1 1 1 1 1	Flores DR	LB 119 1	4.00	70-70	Chocolatery (167 Monroe Falls (164 Philadelphia Dye (167	Set pace, gave way 5
19 Sept 06 - 50m fct 1	:22 1/2 :44 1:11 1:37 1:41 Clm 10000	64 1 2 2 2 2 2 2 2 2	Blanc B	LB 117 1	3.00	70-70	Groovy Add Vc (1174 Mouths (1174 Proud Lobster (1174	Stalked, gave way 10
21 Aug 06 - 50m fct 1	:22 1/2 :46 1:11 1:37 1:41 Clm 10000	78 1 2 2 2 2 2 2 2 2	Blanc B	LB 119 1	7.50	80-21	System (1174 Chocolatery (1774 Hayden Lake (1191	Overtaken late 10
1 Aug 06 - 50m fct 1	:22 1/2 :44 1:10 1:34 1:41 Clm 10000	82 7 1 1 1 1 1 1 1 1	Blanc B	LB 117 1	8.00	80-13	Hayden Lake (1174 Proud Lobster (1174 Resile (1174	Speed, held 10
25 July 06 - 50m fct 1	:23 :48 1:12 1:37 1:41 Clm 10000	30 1 1 1 1 1 1 1 1 1	Pedroza MA	LB 117 1	6.20	60-22	Crystal West (1174 Count Count (1174 Minifirm (1174	9
Slow, very awkward start, steadily checked 3/4								
21 Jun 06 - 2Hd fct 1 1/2	:22 1/2 :45 :57 1:10 1:41 Clm 10000	68 1 5 1 1 1 1 1 1 1	Pincay L Jr	LB 117 1	5.20	82-12	Wall Esquire (1164 Star Quest (1164 Sir Litchi (1164	Speed, weakened 1

WORKOUTS: Jun 10 SA 3H fct :30 1/2 1:02 1:30 SA 3H fct :30 1/2 1:02 1:30 SA 3H fct :30 1/2 1:02 1:30

I used the SAME 19 variant for HAY3 as I did for HAY1 because using the full 25 would have ADVANTAGED HAY3 so much there would have been NO POINT in the STEP By STEP procedure. HAY3 would have been an overwhelming #1. There would have been NO NEED to go through all the OTHER Step by Step procedures. Since this was an Xtracted Sprint for Route Line, I wanted to make sure HAY3 could survive with the SAME DV as HAY1, since they were both so close and EITHER line would have made HAYDEN a bet. LOOK: BL/BL using HAY3 with the 25 DV.

	ADJUSTED BOTTOM LINE LS	BETTING LINE ODDS
1 HAY3x	20.0	EVEN
2 Temec	15.5	2-1
3 HAY1x	9.5	5-1
4 HAY3	8.0	6-1
5 WOODx	7.5	7-1
5 WOODB	7.5	7-1
6 KAV3	7.0	7-1
7 PUMx	5.0	9-1
7 KAVEL	5.0	9-1
8 TARA	4.0	10-1
9 PUM-B	1.0	20-1
10 SUNS	0.0	20-1
10 HAY2x	0.0	20-1

NO CONTEST

NOTE: In the Client Exercise Version of this race, Follow Up #62, the SR'S are different than in this updated version. I had inadvertently used an INCORRECT 3 year best time for SA's 6.5 furlongs, dirt. This did NOT alter rankings, just the equalized speed ratings. So everyone's readouts should project the same order of finish.

# Best of Last Three – Defined

Most clients have been able to properly discern which line in a horse's Past Performances constitutes BEST of last three, or four, when one of the last three is not at a distance or surface COMPARABLE to today's race. Others have been confused and out of that confusion used a non predictive line. The client who protested against the use of Lil' A.J. as a contender because he thought it ranked 8th in a field of eight had a parallel problem.

FIRST, a little exercise that I've discussed in past Follow Ups but was apparently overlooked by some:

QUESTION: Which of the two marked lines is "BEST" for NOSHO? The "correct" line earns you a \$50.80 WIN mutuel along with a \$29.80 Place and \$11.60 Show. Any of the three would be a bonanza payoff:

2 - Nosho (E 7)

Own: Nicolas Pierre I

Power#: 71.42

14 Days Since Last Race

Blanc 8 (220 16 12 29 .07)

Dkbbr. h. 6 (May)

Sire: Falstaff (Lyphard)

Dam: Onasho (Nashagio)

Br: Red: White & Blue Stables (CA)

Tr: Chew Matthew (14 1 2 3 .07)

\$10,000

L 116

1997	3	0	1	0	\$2,000	Turf	0	0	0	0	\$0
1996	5	1	1	0	\$9,450	Wet	1	0	1	0	\$1,400
SA	0	0	0	0	\$0	Dist	0	0	0	0	\$0

X

X

21Mar97- 78M R 6	:22 <sup>3</sup>	:45 <sup>1</sup>	:57 <sup>2</sup>	1:09 <sup>1</sup>	Om12500n2x	81	2	5	2 <sup>1</sup> / <sub>2</sub>	2 <sup>nd</sup>	43%	55%	Carr O	LB 117 5 3.40	38-113 Aolomado, Ar Tiger, Power Of M	Weakened 1 <sup>st</sup>
27Feb97- 48M R 5	:22 <sup>2</sup>	:45 <sup>4</sup>	:58 <sup>3</sup>	1:11 <sup>3</sup>	Om8000n2x	84	4	2	2 <sup>nd</sup>	1 <sup>st</sup>	11%	2 <sup>nd</sup>	Carr O	LB 117 5 13.70	83-18 Harley Man, Washo, Power Of M	5
02Feb97- 78M R 6	:22 <sup>1</sup>	:45 <sup>1</sup>	:57 <sup>2</sup>	1:10 <sup>2</sup>	Om12500n2x	76	2	6	2 <sup>nd</sup>	2 <sup>1</sup> / <sub>2</sub>	3 <sup>rd</sup>	56%	Carr O	LB 117 5 14.80	32-14 Chewo, Sheree, Power Of M	Weakened 1 <sup>st</sup>

In its last race NOSHO had a speed rating of 88 with a DV of 13. Raw total = 101. The horse was beaten 5.25 lengths in the race. This fact alone might lead some who are still contaminated by mainstream "rules" to avoid the line. The SR in its 2nd race back was 83, DV 18. Raw total ALSO 101. But the horse was beaten by only a head. Many still believe that beaten by only a head makes the line more indicative of the horse's ability to go an extra half furlong than beaten 5.25 lengths. NO correlation whatsoever. The opposite is more often true. The 2nd line back also had the HIGHER Beyer figure, 84. Last line 81. (Another good reason to use its last line). Still, many clients remain reluctant to shed old paradigms and feel THIS is the line to use. So we have a true textbook example of what I'm trying to clarify.

If there was ever a perfect conundrum for indecision, this is it. Needless to say, the majority of "handicappers" would prefer the 2nd line back because the horse almost won the race. However, to those who have properly digested past Follow Up material, there is no problem after viewing the horse's NET SR+V.

Here is how you determine NET. No need to do it by hand. The computer makes these adjustments automatically. This is the formula:

Daily Variants of 16, 17 or 18 produce NO Variant adjustment. All Variants over 18 earn a positive adjustment of one half the amount of overage; under 16, a HALF point of penalty. Hence, the ADJUSTED ratings for the two lines are:

LAST LINE 88 minus -3 divided by 2 = 86.5. 2nd BACK 83 plus 0 = 83.0 (18DV=0)

Quite obviously the horse should be taken from its LAST line because IT is BEST by OUR standard. There will be those who protest this decision because they're still saddled by outmoded rules about lengths behind, especially at the finish. Those so encumbered should enter BOTH lines and go with the one producing the higher rating.

That statement will also elicit protest by persons representing the conservative contingent feeling it's safer to go with the LEAST, based on their perception that BEST is always too good to be true. On an airline flight I'd want one of *them* to be the pilot. However, a protracted study of pacelines that produce OVERLAYS shows that accepting the BEST is far more profitable when on the ground at a racetrack or off-site wagering center.

Those who think they've mastered my "You Call The Race" exercise or the Bradshaw "Matchup" may point to the 44:4 - 109:1 internal fractions posted by EAGLE'S DEED at 7 furlongs on the 8th of January, 1997 and think that no contender in this race is a "Match."

EAGLE'S DEED 2nd back: SR=90 DV= 9. 90 minus -3.5 = NET 86.5. Identical to NOSHO. In their comparative Match Up adjusted to *today's* 6.5 furlong distance, NOSHO runs a 31.0 final fraction. EAGLE, a 31:3. The Match Up does not end at the 2nd call.

Let's do the race and see how it unfolds:

SA - 04/04/97 - Race 1

6 1/2 Furlongs 1:14:00 CLAIMING. Purse \$11,000. 4-year-olds and upward bred in California. Weight; 121 lbs. Non-winners of two races since January 15; allowed 3 lbs. Of a race since February 15; 5 lbs. Claiming price \$10,000. [Maiden or races when entered for \$8,500 or less not considered.]

**1 - Vineci (E 4)**

Own: Waterworth Beatrice &amp; Fred

Power #: 77.78

14 Days Since Last Race

Berrie O A (88 3 4 6 .03)

Dbbr. g. 6 (Mar)  
Sire: Ballydoyle (Northern Dancer)  
Dam: Kimpresive (Impressive)  
Br: Robert H. Walter (CA)  
Tr: Treece Charles S (1 0 0 1 .00)

\$10,000

1997	3	0	0	2	\$3,825	Turf	0	0	0	0	\$0
1996	17	3	6	2	\$23,776	Wet	5	1	0	4	\$14,305
SA	1	0	0	1	\$1,650	Dist	0	0	0	0	\$0

L 116

21Mar97- 4SA R 7	:22 <sup>3</sup>	:45 <sup>1</sup>	1:11 <sup>1</sup>	1:23 <sup>4</sup>	Clm10000	85	10	2	3 <sup>2</sup>	3 <sup>2</sup>	2 <sup>nd</sup>	3 <sup>rd</sup>	Barrie O A	LB 116	b	22.50	82-16 Chubby Dub, The Bedouin, Vineci	Bd. led, weakened	12
22Feb97- 3BM R 6	:22 <sup>3</sup>	:45 <sup>3</sup>	:58 <sup>1</sup>	1:10 <sup>2</sup>	Clm10000	86	5	7	5 <sup>3</sup>	2 <sup>nd</sup>	2 <sup>nd</sup>	4 <sup>th</sup>	Brooks I N	LB 117	b	13.10	85-14 My Private, Kluggie, Do It Slow	Far wide turn	9
06Feb97- 1BM R 6	:22 <sup>1</sup>	:44 <sup>4</sup>	:57 <sup>1</sup>	1:09 <sup>4</sup>	Clm8000	83	3	4	2 <sup>nd</sup>	1 <sup>st</sup>	2 <sup>nd</sup>	3 <sup>rd</sup>	Brooks I N	LB 117	b	11.30	88-13 My Private, A Regal Ti, Vineci	Pressed pace	7

**2 - Nosh (E 7)**

Own: Nicolas Pierre I

Power #: 71.42

14 Days Since Last Race

Blanc B (220 16 12 29 .07)

Dbbr. h. 6 (May)  
Sire: Falkstaff (Lyphard)  
Dam: Onasho (Nashagio)  
Br: Red: White & Blue Stables (CA)  
Tr: Chew Matthew (14 1 2 3 .07)

\$10,000

1997	3	0	1	0	\$2,000	Turf	0	0	0	0	\$0
1996	5	1	4	0	\$9,450	Wet	1	0	1	0	\$1,400
SA	0	0	0	0	\$0	Dist	0	0	0	0	\$0

L 116

21Mar97- 7BM R 6	:22 <sup>3</sup>	:45 <sup>1</sup>	:57 <sup>1</sup>	1:09 <sup>3</sup>	Clm12500n2x	81	2	5	2 <sup>nd</sup>	2 <sup>nd</sup>	4 <sup>th</sup>	5 <sup>th</sup>	Carr D	LB 117	b	8.40	88-13 Aplemado, Air Tiger, Power Of M	Weakened	10
27Feb97- 4BM R 6	:22 <sup>2</sup>	:45 <sup>1</sup>	:58 <sup>1</sup>	1:11 <sup>3</sup>	Clm8000n2x	84	4	2	2 <sup>nd</sup>	1 <sup>st</sup>	1 <sup>st</sup>	2 <sup>nd</sup>	Carr D	LB 117	b	13.70	83-18 Harley Man, Nosh, Power Of M		8
02Feb97- 7BM R 6	:22 <sup>1</sup>	:45 <sup>1</sup>	:57 <sup>1</sup>	1:10 <sup>2</sup>	Clm12500n2x	76	2	6	2 <sup>nd</sup>	2 <sup>nd</sup>	3 <sup>rd</sup>	5 <sup>th</sup>	Carr D	LB 117	b	14.80	82-14 Chetco, Stearns, Power Of M	Weakened	12

**3 - Benevolence (E/P 4)**

Own: Bartholetti &amp; Basin &amp; Harris Firm

Power #: 73.75

210 Days Since Last Race

Sorenson D (73 6 7 17 .08)

B. h. 5 (May)  
Sire: Cullas Reality (Cutlass)  
Dam: Akrusim (Al Nasr)  
Br: Harris Farms, Inc. (CA)  
Tr: Zucker Howard L (15 3 0 2 .20)

\$10,000

1997	0	0	0	0	\$0	Turf	0	0	0	0	\$0
1996	8	1	2	0	\$22,675	Wet	0	0	0	0	\$0
SA	4	1	1	2	\$19,650	Dist	4	1	1	0	\$16,475

L 116

08Sep96- 1Dwr R 6 1/2	:22 <sup>1</sup>	:45	1:09 <sup>4</sup>	1:16 <sup>3</sup>	Clm10000	55	8	3	3 <sup>rd</sup>	2 <sup>nd</sup>	5 <sup>th</sup>	8 <sup>th</sup>	Hunter M T	LB 117	*1.80	65-12 Colorado S, Woodbridge, Stone Co	Gave way	8
09Aug96- 2Dwr R 6 1/2	:22	:45	1:10 <sup>1</sup>	1:16 <sup>4</sup>	Clm10000	81	10	1	5 <sup>th</sup>	9 <sup>th</sup>	3 <sup>rd</sup>	4 <sup>th</sup>	Hunter M T	LB 117	16.10	85-14 Perfect Ti, Green Phan, Wall Esqui	Wide trip	12
20Jul96- 2Hal R 6	:22 <sup>3</sup>	:45 <sup>4</sup>	:57 <sup>1</sup>	1:10	Clm16000	78	6	9	8 <sup>th</sup>	8 <sup>th</sup>	7 <sup>th</sup>	7 <sup>th</sup>	Garcia M S	LB 116	12.10	80-11 R. Payday, Wall Esqui, Falcon Bid	On rail to lane	9

**4 - Halloween Treat (P 1)**

Own: King &amp; Lewis &amp; Stark

Power #: 76.27

6 Days Since Last Race

Garcia M S (230 28 18 23 .12)

B. g. 6 (Mar)  
Sire: Pirate's Bounty (Hoist The Flag)  
Dam: Halloween Baby (Nasiera)  
Br: Martin Wygod & Pam Wygod (CA)  
Tr: Shulman Sanford (59 9 8 8 .15)

\$10,000

1997	1	0	0	1	\$1,650	Turf	1	0	0	0	\$0
1996	7	2	1	1	\$22,175	Wet	3	0	1	0	\$15,000
SA	20	5	1	5	\$138,175	Dist	10	2	1	1	\$77,604

L 116

29Mar97- 5SA R 5 1/2	:21 <sup>3</sup>	:45	:57	1:03 <sup>3</sup>	Clm10000	80	3	4	5 <sup>th</sup>	3 <sup>rd</sup>	3 <sup>rd</sup>	3 <sup>rd</sup>	Garcia M S	LB 116	b	4.30	84-12 Fly Home, Strait Teg, Halloween	4 wide into lane	10
19May96- 6Hal R 7 1/4	:22 <sup>1</sup>	:45 <sup>1</sup>	1:10	1:28 <sup>3</sup>	Clm12500n	84	5	6	4 <sup>th</sup>	4 <sup>th</sup>	6 <sup>th</sup>	7 <sup>th</sup>	Piney L Jr	LB 117	b	3.50	83-11 Holiday Dr, Mc Fig, Danebo Sta	Weakened	11
21Apr96- 3SA R 6	:21 <sup>3</sup>	:44 <sup>3</sup>	:56 <sup>4</sup>	1:09 <sup>3</sup>	Clm20000	86	1	7	5 <sup>th</sup>	3 <sup>rd</sup>	4 <sup>th</sup>	4 <sup>th</sup>	Piney L Jr	LB 117	b	*1.50	87-11 El Alroz, Certain Af, Meadow Ba	No late bid	7

**5 - Kavalas Star (E/P 2)**

Own: Cohen &amp; Romelli

Power #: 73.29

16 Days Since Last Race

Pedroza M A (228 24 21 25 .11)

B. h. 6 (Mar)  
Sire: Bel Bolide (Bold Bidder)  
Dam: Kavalas (Radar Ahead)  
Br: Mr. & Mrs. Carlton R. Sell (CA)  
Tr: Spaw William (81 9 14 6 .11)

\$10,000

1997	3	1	0	0	\$7,500	Turf	2	0	0	0	\$0
1996	11	1	3	2	\$12,630	Wet	0	0	0	0	\$0
SA	4	1	0	0	\$7,500	Dist	0	0	0	0	\$0

L 118

19Mar97- 8SA R 1	:23	:46 <sup>4</sup>	1:12	1:37 <sup>2</sup>	Clm10000n1m	86	10	3	4 <sup>th</sup>	4 <sup>th</sup>	1 <sup>st</sup>	1 <sup>st</sup>	Pedroza M A	LB 116	b	7.80	83-15 Kavalas S, Win The Ca, Aspen Bar	Gately	10
14Feb97- 1SA R 7	:22 <sup>4</sup>	:46	1:11	1:24	Clm10000	75	6	7	6 <sup>th</sup>	6 <sup>th</sup>	7 <sup>th</sup>	7 <sup>th</sup>	Flores D R	LB 117	b	4.30	74-12 Hayden Lak, Woodbridge, Temecu	Weakened	12
10Jan97- 8SA R 1 1/16	:22 <sup>4</sup>	:46 <sup>4</sup>	1:10 <sup>3</sup>	1:43 <sup>3</sup>	Clm10000	85	1	1	1 <sup>st</sup>	2 <sup>nd</sup>	3 <sup>rd</sup>	4 <sup>th</sup>	Flores D R	LB 116	b	4.50	74-17 Bit Of Pet, Zanie Real, Best Anth	Inside, weakened	11

**6 - For You To Ketch (P 1)**

Own: West Ted

Power #: 71.08

34 Days Since Last Race

Douglas R R (257 26 38 30 .10)

Ch. h. 7 (Mar)  
Sire: Al Manoon (Believe II)  
Dam: Grandpa's Kelly (Ruffinal)  
Br: Vincent Kanowsky (CA)  
Tr: West Ted (18 9 1 2 .50)

\$10,000

1997	4	2	0	0	\$14,850	Turf	1	0	0	0	\$0
1996	16	4	0	3	\$35,675	Wet	0	0	0	0	\$0
SA	14	4	0	2	\$35,125	Dist	0	0	0	0	\$0

L 116

01Mar97- 9SA R 1 1/8	:47 <sup>3</sup>	1:12 <sup>2</sup>	1:37 <sup>3</sup>	1:50	Clm12500n	71	5	1	1 <sup>st</sup>	3 <sup>rd</sup>	7 <sup>th</sup>	9 <sup>th</sup>	Douglas R R	LB 118	6.80	60-13 Fratey, Bit Of Pet, Gold Recor	Inside, gave way	10
15Feb97- 9SA R 1 1/8	:47 <sup>3</sup>	1:12	1:37 <sup>3</sup>	1:50 <sup>3</sup>	Clm16000	83	10	4	6 <sup>th</sup>	9 <sup>th</sup>	10 <sup>th</sup>	8 <sup>th</sup>	Solis A	LB 117	7.20	72-13 Cool Cadit, Gold Recor, Olanthe	between fcs, weakened	12
18Jan97- 1SA R 1	:22 <sup>4</sup>	:46	1:11	1:37 <sup>3</sup>	Clm12500	86	3	2	3 <sup>rd</sup>	1 <sup>st</sup>	1 <sup>st</sup>	1 <sup>st</sup>	Cheves R J	LB 111	3.20	82-13 For You To, Five Under, Veracity	Steady drive	8

**7 - Eagle's Deed (E 5)**

Own: Hayes &amp; Hayes

Power #: 75.77

68 Days Since Last Race

Hunter M T (101 8 7 17 .08)

Ch. h. 6 (Feb)  
Sire: Beau's Eagle (Golden Eagle 2nd)  
Dam: Good Deed (Pass The Glass)  
Br: Mr. & Mrs. John C. Mabee (CA)  
Tr: Guillot Eric (3 0 1 0 .00)

\$10,000

1997	2	0	1	0	\$2,800	Turf	1	0	0	0	\$0
1996	9	0	2	1	\$13,100	Wet	2	0	0	0	\$0
SA	13	1	4	1	\$45,275	Dist	5	1	1	0	\$19,600

L 116

26Jan97- 9SA my 1 1/16	:23	:46 <sup>4</sup>	1:11 <sup>4</sup>	1:43 <sup>2</sup>	Clm20000	8	8	4 <sup>th</sup>	9 <sup>th</sup>	10 <sup>th</sup>	1 <sup>st</sup>	2 <sup>nd</sup>	Espinosa V	LB 116	23.10	0-12 Wide Vision, Gold Recor, Sudden Ice		10	
08Jan97- 5SA R 7	:22 <sup>1</sup>	:44 <sup>4</sup>	1:09 <sup>1</sup>	1:22 <sup>1</sup>	Clm12500	89	9	1	1 <sup>st</sup>	1 <sup>st</sup>	2 <sup>nd</sup>	2 <sup>nd</sup>	Espinosa V	LB 116	X	8.90	92-09 Cool Cadit, Eagle's De, Polar Rout	Overtaken late	9
19Dec96- 4Hal R 6	:22 <sup>1</sup>	:45 <sup>1</sup>	:57 <sup>3</sup>	1:10 <sup>1</sup>	Clm10000n	73	7	6	3 <sup>rd</sup>	3 <sup>rd</sup>	3 <sup>rd</sup>	4 <sup>th</sup>	Garcia J A	LB 117	b	2.60	82-10 Rocket Gb, Tara Card, Naturally	4 wide, outfinished	8

© Copyright 1996, Randy Kovach and Jim "THE HAT" Bradshaw Corp. 1-918-627-7161

© Copyright 1995, Bloodstock Research Information Services, Inc. 1-800-354-9206. Information as to race results, earnings, trainer and jockey records, utilized herein. © Copyright 1995, Daily Racing Form, Inc. All rights reserved.

AODS Past Performance Viewer/Printer

Page: 2

**8 - Silver Courage (S 0)**

B. h. 7 (Feb)

Sire: Splendid Courage (Raise A Native)

Own: J &amp; P Holing Revocable Trust

Dam: Silver Moccasin (Nantequos)

Power#: 78.36

Br: Clear View Farms (CA)

30 Days Since Last Race

Tr: Hess R B Jr (75 12 11 13 .16)

Espinoza V (175 11 28 19 .06) \$10,000

L 116

05Mar97- 6SA R 6	:21 <sup>3</sup>	:44 <sup>2</sup>	:56 <sup>3</sup>	1:09 <sup>2</sup>	sA#42000h 1x	85	5	6	64%	5 <sup>5</sup>	53%	45%	Espeano V	LB 116	b	15.90	85-11 Make Room . Don't Tell, Joseph	No rally	8
06Feb97- 6SA R 6	:21 <sup>4</sup>	:43 <sup>4</sup>	:56 <sup>1</sup>	1:09	sA#42000h 1x	86	4	4	54	65%	65%	65%	Espeano V	LB 116	b	10.60	86-14 Native Des. Benke, Joseph	Wide trip	8
19Jan97- 6SA R 7	:22 <sup>2</sup>	:45 <sup>1</sup>	1:09 <sup>3</sup>	1:22 <sup>3</sup>	sA#42000h 1x	93	7	3	73	52%	42%	2 <sup>1</sup>	Espeano V	LB 116	b	53.20	90-11 Candelario, Silver Cou. Don't Tell	Willingly	11

**9 - Prince Of Darkness (S 1)**

B. h. 5 (May)

Sire: Orange Sunshine (Linkage)

Own: Rockin A Ranch

Dam: Thank's To Hunt (Baldie)

Power#: 73.17

Br: Quadra T Y Inc. (CA)

23 Days Since Last Race

Tr: Kruljac J Eric (0 0 0 0 .00)

Atkinson P (90 5 7 3 .06) \$10,000

L 116

12Mar97- 6SA R 6	:21 <sup>4</sup>	:45	:57 <sup>3</sup>	1:10 <sup>3</sup>	Om10000	82	4	11	910	1013	77%	3 <sup>2</sup>	Garcia M S	LB 116	b	11.90	83-13 Eastern Sp. Raised Sta. Prince Of	4 wide into lane	12
28Feb97- 3SA R 6	:21 <sup>4</sup>	:44 <sup>4</sup>	:57 <sup>4</sup>	1:11 <sup>1</sup>	sOm10000	82	1	11	83%	810	54%	31%	Garcia M S	LB 117	b	37.40	80-17 Eastern Sp. Sir Litch. Prince Of	Late bid	11
05Feb97- 2SA R 6	:21 <sup>3</sup>	:44 <sup>3</sup>	:57 <sup>1</sup>	1:09 <sup>4</sup>	Om10000	63	8	8	67	7 <sup>2</sup>	910	814%	Atkinson P	LB 117	b	29.60	75-11 W's AM I. Raised Sta. George Aug	Wide trip	11

Now the readouts. We used 7 of the 9 entrants taken from no more than 2 lines back except for HALLOW, 3 back.

**EQUALIZED LINES**

SAX 4-4-97 1 6.5 D

#	NAME	L	DIST	S	1stC	2ndC	3rdC	FnlC	BL1	BL2	BLS	BLF	SR	TV	ADJ	N	T
1	VINEC	1	6.5	D	22.2	45.0	111.0	117.2	2.00	2.00	0.13	3.00	80	16	0.0		
2	NOSHO	1	6.5	D	22.3	45.1	109.4	115.4	0.50	0.13	3.50	5.25	86	13	1.5		
3	NOSHO	2	6.5	D	22.2	45.4	111.0	117.4	0.13	0.00	0.00	0.13	81	18	3.0		
4	HALLO	3	6.5	D	21.3	44.3	109.1	115.4	4.00	2.50	2.50	2.75	88	11	-2.5		
5	KAVAL	2	6.5	D	22.3	45.4	110.4	117.3	2.25	3.75	6.75	9.75	72	12	-2.0		
6	EAGLE	2	6.5	D	22.0	44.3	109.0	115.4	0.00	0.00	0.00	1.25	90	9	-3.5		
7	SILVE	2	6.5	D	21.2	43.4	108.3	115.1	4.00	6.25	5.75	6.75	87	14	-1.0		
8	PRINC	1	6.5	D	21.4	45.0	110.0	116.4	10.00	13.00	7.25	2.00	84	13	-1.5		

ENERGY GENERATOR -- ATM

SAX 4-4-97 1 6.5 D

#	NAME	L	N	T	Total	R	DEF	Hid	R	Fx	R	%Med	E/EP	R	L/EP	R	ESP
1	VINEC	1			167.75-	7	3.72	65.08-	3	65.18-	8	69.73	79.16-	5	76.09-	7	EAR
2	NOSHO	1			170.55-	2	0.92	65.69-	1	65.56-	7	68.75	79.77-	2	77.68-	1	E/P
3	NOSHO	2			168.18-	5	3.29	64.74-	6	66.14-	3	69.12	79.10-	6	76.65-	6	E/P
4	HALLO	3			169.75-	3	1.72	64.64-	7	66.29-	2	69.07	79.60-	3	77.20-	4	E/P
5	KAVAL	2			164.74-	8	6.73	64.94-	4	65.83-	6	69.23	77.99-	8	75.43-	8	EAR
6	EAGLE	2			169.52-	4	1.95	64.89-	5	65.92-	5	69.20	79.57-	4	77.04-	5	E/P
7	SILVE	2			171.47-	1		64.55-	8	65.97-	4	69.48	80.32-	1	77.50-	2	EAR
8	PRINC	1			168.05-	6	3.42	65.18-	2	66.60-	1	68.22	78.76-	7	77.21-	3	PRE

HI/LO Difference = 6.73 Average = 168.75

VITAL FACTORS--ATM

SAX 4-4-97 1 6.5 1

#	NAME	L	TOTAL	SC	R	E/DC	SCBL	3F	R	SPN	R
1	VINEC	1	167.75	58.31-	5( 45.1)	99.56	2.00	50.77-	7( 32.2)	79.92-	6
2	*NOSHO	1	170.55	58.62-	3( 45.0)	100.18	0.13	53.29-	2( 31.0)	96.17-	1✓
3	*NOSHO	2	168.18	58.10-	6( 45.2)	97.97		51.93-	6( 31.4)	77.67-	7*
4	HALLO	3	169.75	58.35-	4( 45.1)	97.22	2.50	52.51-	3( 31.2)	89.92-	3
5	KAVAL	2	164.74	56.69-	7( 46.3)	98.16	3.75	50.69-	8( 32.3)	74.67-	8
6	EAGLE	2	169.52	58.64-	2( 45.0)	98.51		52.22-	5( 31.3)	85.17-	4
7	SILVE	2	171.47	58.97-	1( 44.4)	97.00	6.25	52.33-	4( 31.3)	94.42-	2
	PRINC	1	168.05	56.13-	8( 47.0)	95.93	13.00	53.41-	1( 30.4)	83.42-	5

			RAW		ADJUSTED	
			BOTTOM	BETTING	BOTTOM	BETTING
			LINE	LINE	LINE	LINE
			LS	ODDS	LS	ODDS
1	EAGLE		20.5	EVEN	1 NOSHO	20.0
2	HALLO		19.0	EVEN	2 SILVE	15.5
3	SILVE		12.5	7-2	3 HALLO	12.0
4	NOSHO		8.5	6-1	4 EAGLE	9.0
5	PRINC		8.0	6-1	4 PRINC	9.0
6	VINEC		3.0	12-1	5 VINEC	4.0
7	KAVAL		0.0	20-1	6 NOSHO	2.0
7	NOSHO		0.0	20-1	7 KAVAL	0.0

The numbers tell the story. But perhaps more interesting than just numbers is the EARLY/LATE DIFF and BOTH/AND graphs:

Late/Early Difference Graph -- ATM

SAX 4-4-97 1 6.5 D

#	NAME	L N	DIFF	LATE	EARLY	TOTAL	R
1	VINEC	1	13.0			167.75-	7
2	NOSHO	1✓	9.4 X			170.55-	2
3	NOSHO	2✓	9.0 X			168.18-	5
4	HALLO	3	7.0			169.75-	3
5	KAVAL	2	8.6			164.74-	8
6	EAGLE	2	10.2			169.52-	4
7	SILVE	2	8.9			171.47-	1
8	PRINC	1	-13.5			168.05-	6

Early-Sustained BOTH/AND Difference Graphic -- ATM

SAX 4-4-97 1 6.5 D

#	NAME	L N	%EARLY	%SUST	
1	VINEC	1	57.5		42.5
2	NOSHO	1	55.2 X		44.8
3	NOSHO	2	55.1 X		44.9
4	HALLO	3	53.9		46.1
5	KAVAL	2	55.3		44.7
6	EAGLE	2	55.7		44.3
7	SILVE	2	55.0		45.0
8	PRINC	1	42.4		57.6

**Important Observations:**

Both of NOSHO'S lines have almost identical E/L DIFF: 9.0-9.4. Its BOTH/AND Early percentages are even closer - 55.2-55.1%. These consistency factors bolster the decision to use the horse's BEST of last three. They also fit the SA 6.5 furlong profile current at the time. Based on parameters, so do several other contenders, notably the place horse KAVA, 55.3 and the Show Horse, HALLOW, 53.9. EAGLE the perceived and actual pacesetter, 55.7. Its only E/L disparity was in its 10.2 E/L Difference, not enough to be important. More meaningful are the ADJUSTED Total Energy numbers: SILVER, the Favorite, was 1st with 171.47. Eagle 169.52 The winner, NOSHO was 2nd high with 170.55.

There are those in our group who still want to penalize horses coming from northern to southern California tracks. This is bottom of the barrel 10K claiming race, a level at which PERFORMANCE alone dictates choice.

According to those "expert" in the class level distinctions between the two geographies, horses can ship equally at levels between \$10K and a high of 32K, with 24K being absolutely even. Experience says NOT to penalize except in the truly higher quality Allowance, and above, races.

Whenever Shane or I do a race that pays off like this one, we first ask ourselves why the public allowed it. In the case of this race it had to be their perception of the relative class levels of Bay Meadows and SA. They made SILVER the favorite because it had the HIGH Beyer number, last three races. Every horse except for PRINCE OF DARKNESS had a Beyer number in its last three HIGHER than NOSHO. Result: win odds of 24.4 to one. Please, even if you didn't bet a winning longshot, always review the race and ask yourself WHY the public let it go off at high odds. I've stressed this 'til I'm blue in the face, but it's a key way to get those longshots yourself.

DRF Typo (actual 6.5 furlongs)

DRF Typo											
Actual 6.5 F.											
Arcadia Park, Arcadia California											
Copyright 1987 by Daily Racing Form, Inc. Reproduction prohibited.											
All finishes confirmed by Eclipse Photography, Inc.											
Friday, April 4, 1987. 73rd day of a 88-Day Meet.											
<b>3616</b> —FIRST RACE, 6 Furlongs. Purse \$11,000. 4-year-olds and up, bred in California. Claiming price: \$10,000.											
Index	Horse and Jockey	WT.	PP	ST	1/4	1/2	3/4	Str.	Fin.	To \$1	
3521	Nosho, B Blanc.....	116	2	5	4th	41	-	1 1/2	11 1/4	24.40	
(3522)	Kavallas Star, M Pedroza.....	118	5	6	7th	8th	-	5 1/2	2nd	9.80	
3586	Halloween Treat, M Garcia.....	116	4	7	8 1/2	7th	-	31	3 1/4	3.50	
3420	For You To Ketch, R Douglas.....	116	6	2	51	51	-	4th	4 1/4	4.80	
3480	Prince Of Darkness, P Atkinson.....	116	9	8	9	9	-	8 2/4	5th	13.10	
3436	Silver Courage, V Espinoza.....	116	8	3	6 1/4	82	-	7 1/4	6 1/2	2.20	
3217	Eagle's Deed, M Hunter.....	116	7	1	1 1/4	1 1/4	-	6th	72	6.60	
3534	Vined, O Bemio.....	116	1	9	21	21	-	2nd	83	16.30	
8344	Benevolence, D Sorenson.....	116	3	4	31	3 1/2	-	9	9	10.80	
No Scratches											
2—NOSHO.....50.80 29.80 11.60											
5—KAVALLAS STAR.....9.80 4.40											
4—HALLOWEEN TREAT.....3.50											
Off: 1:00 Time: :21.3 :44.3 1:09 3/5 1:18 1/5, Track: Cloudy Fast. Winner-dbb.g.6 Fel-staff-Onosho. Tr-Matthew Chew Own-Pierre, J Nicolas. Mutuel Pool \$196,891. Exacta Pool \$108,834. Quinela Pool \$20,007. Trifecta Pool \$125,217.											
51 EXACTA (2-5) PAID \$248.80 52 QUINELA (2-5) PAID \$197.00											
51 TRIFECTA (2-5-4) PAID \$1,030.30											

Follow Up #62 CLIENT EXERCISE RACE. Let's do it 'til we get it right...

We focus for the 3rd time on this race since a number of clients failed to duplicate our results. Reason #1: Incorrect 3 year best times. #2: Different contender-paceline appraisal. #3: The error made by the client who questioned using Lil A.J. as a contender because, he said, in a field of 8 it ranked 8th SR+V. He just failed to absorb virtually everything I've offered as contender-paceline selection guidelines in the past three years.

### SA - 02/16/97 - Race 5

6 1/2 Furlongs 1:14:00 CLAIMING. Purse \$33,000 [plus up to \$6,600 to Cal-bred winners from the Cal-bred owners incentive fund; administered by the CTBA]. 4-year-olds. Weight; 120 lbs. Non-winners of two races since November 15; allowed 3 lbs. Of a race since December 15; 5 lbs. Claiming price \$32,000; for each \$2,000 to \$28,000; allowed 1 lb. [Maiden or races when entered for \$25,000 or less not considered.]

<b>1 - Homecoming Flag (P 0)</b>		Dkbr. c. 4 (Jan)		
Own: Malorus Fred		Sire: Avenue Of Flags (Seattle Slew)		
Power#: 75.68		Dam: Homecoming Crown (Chief's Crown)		
18 Days Since Last Race		Br: Mr. & Mrs. John C. Mabree (CA)		
Sells A (218 45 37 36 .21)		Tr: Sadler John W (31 8 2 5 .26)		
\$32,000			L 115	

29Jan97- 1SA R 6	:22 <sup>1</sup>	:45 <sup>2</sup>	:57 <sup>3</sup>	1:10 <sup>1</sup>	Om25000	91	5	2	6 <sup>3</sup>	9 <sup>2</sup>	2 <sup>2</sup>	2 <sup>4</sup>	Sells A	LB 115	*1.30	86-17 Pirate's G. Homecoming, Seattle Se	Game to wire	8
08Jan97- 6SA R 6	:21 <sup>2</sup>	:44 <sup>2</sup>	:56 <sup>3</sup>	1:09 <sup>2</sup>	Om20000	87	3	5	56 <sup>4</sup>	4 <sup>4</sup>	31 <sup>4</sup>	1 <sup>2</sup>	Sells A	LB 115	*2.50	91-09 Homecoming, Seattle Se, Predator	Steady handling	8
28Nov96- 8Hal R 6	:21 <sup>4</sup>	:44 <sup>3</sup>	:56 <sup>3</sup>	1:09 <sup>2</sup>	Om25000	77	6	8	9 <sup>6</sup>	10 <sup>6</sup>	8 <sup>6</sup>	8 <sup>6</sup>	Sells A	LB 115	11.50	85-09 Native Pos. Jestersloc, Hoole	Wide trip	10

<b>2 - Top Contender (S 0)</b>		Gr/fro. c. 4 (Apr)		
Own: Wright White I		Sire: Fit To Fight (Chieftain)		
Power#: 74.51		Dam: Zerelda (In Reality)		
21 Days Since Last Race		Br: Dr. & Mrs. R. S. West & Mr. & Mrs. Mackenzie Miller (KY)		
Atkinson P (34 3 2 1 .09)		Tr: Nettles Kenneth (4 0 0 0 .00)		
\$32,000			L 115	

26Jan97- 1SA my 1	:22	:45 <sup>1</sup>	1:10 <sup>1</sup>	1:36	Om25000	82	7	7	7 <sup>9</sup>	7 <sup>5</sup>	6 <sup>5</sup>	4 <sup>8</sup>	Flores DR	LB 116	b 39.30	82-12 Retired Dr. Barrier Br. Slash The	Wide 1st turn	8
10Jan97- 1SA R 1	:22 <sup>3</sup>	:46 <sup>1</sup>	1:10 <sup>4</sup>	1:36 <sup>2</sup>	Om20000	84	1	6	7 <sup>5</sup>	6 <sup>5</sup>	4 <sup>4</sup>	4 <sup>5</sup>	Nekstani C S	LB 115	b 3.50	81-17 Provide, Grey Devil, Slash The	Saved ground	8
21Dec96- 5Hal R 71/2	:22 <sup>3</sup>	:45 <sup>1</sup>	1:08 <sup>4</sup>	1:27 <sup>1</sup>	Om25000	88	7	4	7 <sup>14</sup>	8 <sup>5</sup>	5 <sup>6</sup>	5 <sup>6</sup>	Sells A	LB 115	b 5.70	89-12 Paramour, Prototype, Hoole	Relate bid	9

<b>3 - Sergeant Stick (E/P 3)</b>		Dkbr. c. 4 (Feb)		
Own: Dyck Fred		Sire: Blue Ensign (Hoist The Flag)		
Power#: 71.23		Dam: Via (Cloudy Dawn)		
169 Days Since Last Race		Br: Slobhan P. Ellison (FL)		
McCarron C I (116 24 20 23 .21)		Tr: Richardson Donald P (7 0 0 0 .00)		
\$32,000			115	

31Aug96- 8Hal R 11/16	:23 <sup>1</sup>	:47 <sup>1</sup>	1:12	1:45 <sup>3</sup>	Nat70000x	75	2	4	5 <sup>14</sup>	5 <sup>14</sup>	5 <sup>4</sup>	5 <sup>6</sup>	Walker M	117	3.55	80-22 Hemdigs, Arac Son, Hardey	Insd.3rd turn, no rally	6
09Aug96- 6Hal R 61/2	:22 <sup>2</sup>	:45 <sup>3</sup>	1:10 <sup>4</sup>	1:17 <sup>2</sup>	Nat60000x21	83	3	2	1 <sup>10</sup>	2 <sup>10</sup>	1 <sup>11</sup>	1 <sup>11</sup>	Barton I	120	*1.25	93-08 Sergeant S. Howbest, Rich Rose	Quoted rail, driving	7
14Jul96- 1Hal R 11/16	:23 <sup>4</sup>	:47 <sup>4</sup>	1:12 <sup>4</sup>	1:44 <sup>2</sup>	MdSpWt	84	1	2	2 <sup>1</sup>	2 <sup>4</sup>	1 <sup>1</sup>	1 <sup>6</sup>	Barton I	120	*.90	93-08 Sergeant S. Shady Sh. R Massim: Speed Zooth: ridden out		5

<b>4 - Pirate's Great Sun (S 1)</b>		Dkbr. c. 4 (May)		
Own: Latorre & Rubenstein & Rubenstein		Sire: Pirate's Bounty (Hoist The Flag)		
Power#: 74.88		Dam: Picnic Maid (Great Sun)		
18 Days Since Last Race		Br: Rancho Jonata (CA)		
Delahoussaye E (111 16 19 16 .14)		Tr: Palma Hector O (19 4 2 4 .21)		
\$32,000			L 115	

29Jan97- 1SA R 6	:22 <sup>1</sup>	:45 <sup>2</sup>	:57 <sup>3</sup>	1:10 <sup>1</sup>	Om25000	92	7	6	7 <sup>4</sup>	6 <sup>14</sup>	4 <sup>2</sup>	1 <sup>4</sup>	Delahoussaye	LB 116	b 14.50	87-17 Pirate's G. Homecoming, Seattle Se	Smartly timed	8
08Jan97- 6SA R 6	:21 <sup>2</sup>	:44 <sup>2</sup>	:56 <sup>3</sup>	1:09 <sup>2</sup>	Om20000	80	7	4	6 <sup>14</sup>	7 <sup>10</sup>	6 <sup>5</sup>	4 <sup>4</sup>	Delahoussaye	LB 116	b 4.20	87-09 Homecoming, Seattle Se, Predator	Broke in air	8
26Dec96- 2SA R 6	:21 <sup>4</sup>	:44 <sup>3</sup>	:57	1:09 <sup>4</sup>	Om20000	84	6	4	4 <sup>14</sup>	4 <sup>5</sup>	2 <sup>14</sup>	2 <sup>14</sup>	Garcia I A	LB 115	b 4.90	84-10 Palm Well, Pirate's G. Predetermi	4 mdr. 2nd best	8

<b>5 - Zika (E 4)</b>		B. c. 4 (Feb)		
Own: Wimp Free Racing Stables		Sire: Zilzal (Nureyev)		
Power#: 73.42		Dam: Bold 'n Determined (Bold And Brave)		
31 Days Since Last Race		Br: Gainsborough Farm Inc. (KY)		
Pincay L Jr (132 20 21 11 .15)		Tr: Bradshaw Randy (27 4 3 4 .15)		
\$32,000			L 115	

16Jan97- 8SA gd 61/2	:22	:45	1:10 <sup>4</sup>	1:17 <sup>2</sup>	Md40000	87	5	3	2 <sup>10</sup>	2 <sup>10</sup>	1 <sup>1</sup>	1 <sup>1</sup>	Pincay L Jr	LB 119	b 7.90	83-15 Zika, Speed Chec, Strawberry	Cleared, held	8
08Sep96- 3Hal R 6	:22 <sup>2</sup>	:45 <sup>2</sup>	:57 <sup>4</sup>	1:10 <sup>2</sup>	Md50000	73	10	6	6 <sup>14</sup>	7 <sup>5</sup>	7 <sup>6</sup>	5 <sup>10</sup>	Hunter M T	LB 118	41.30	77-12 No Quick Q, Boldly Ruh, Speakerol	Wide into lane	11

<b>6 - Westo (P 3)</b>		Dkbr. c. 4 (May)		
Own: Burke Gary W & Timothy R		Sire: Thirty Six Red (Slew O' Gold)		
Power#: 78.30		Dam: Our Dilla (Our Michael)		
31 Days Since Last Race		Br: J. W. Backer, Robert Keller, Et AL (KY)		
Stevens G L (164 33 32 23 .20)		Tr: Mitchell Mike (37 7 4 6 .19)		
\$32,000			L 117	

16Jan97- 6SA gd 6	:21 <sup>1</sup>	:44 <sup>4</sup>	:57 <sup>3</sup>	1:10 <sup>2</sup>	Om32000	92	5	4	5 <sup>14</sup>	5 <sup>4</sup>	3 <sup>1</sup>	1 <sup>3</sup>	Stevens GL	LB 116	b *2.00	86-15 Westo, Festival F, Turn To G	Wide, rally	7
03Jan97- 1SA my 7	:22 <sup>1</sup>	:45 <sup>1</sup>	1:10 <sup>3</sup>	1:23 <sup>3</sup>	Om50000	83	2	3	3 <sup>14</sup>	4 <sup>4</sup>	5 <sup>14</sup>	5 <sup>14</sup>	Chaves M I	LB 113	b *2.20	76-16 Our Secret, Sycamore S, Paramour	Saved ground to lane	6
12Dec96- 3Hal my 6	:22 <sup>2</sup>	:45 <sup>2</sup>	:57 <sup>4</sup>	1:10 <sup>2</sup>	Om62500	91	4	4	4 <sup>2</sup>	4 <sup>3</sup>	3 <sup>2</sup>	2 <sup>4</sup>	Stevens GL	LB 115	*1.80	86-15 Dubious Co, Westo, Jestersloc	Slowdown gain	6

**7 - Dubious Connection (E/P 7)** Obbr. c. 4 (Feb)  
 Own: Budget Stable  
 Power#: 81.74  
 27 Days Since Last Race  
 Pedrosa M A (124 9 11 16 .07) \$32,000

1997	2	0	0	0	\$0	Turf	3	0	1	1	\$14,200
1996	13	5	4	1	\$134,625	Wet	2	1	0	0	\$19,800
SA	6	2	1	0	\$39,600	Dist	2	1	1	0	\$28,200

L 115

03Jan97- 25A R 51/2	:21 <sup>4</sup>	:44 <sup>4</sup>	:55 <sup>4</sup>	1:01 <sup>4</sup>	Clm50000	76	1	4	2 <sup>1/2</sup>	2 <sup>1</sup>	6 <sup>8</sup>	716% Outaboussaye	LB 116	9.60	83-11 Mr Peter P. Penny Ze, Virtuoso R	Inside, weakened 7
03Jan97- 15A my 7	:22 <sup>1</sup>	:45 <sup>1</sup>	1:10 <sup>3</sup>	1:23 <sup>3</sup>	Clm50000	78	4	1	1 <sup>1</sup>	1 <sup>1</sup>	3 <sup>4</sup>	611% Pedrosa M A	LB 120	3.80	73-16 Our Secret, Sycamore S, Paramus	Inside, weakened 6
26Dec96- 75A Im 1	(T):23	:47 <sup>1</sup>	1:10 <sup>4</sup>	1:34	Am5700003z	83	5	1	1 <sup>1/2</sup>	1 <sup>1</sup>	2 <sup>1/2</sup>	1010% Pedrosa M A	LB 113	41.10	87-03 Silver Mt. Canyon Crs, Verbeul	Speed, weakened 10

**8 - Lil A. J. (E 6)** Obbr. c. 4 (Jan)  
 Own: Bartlett Richard J  
 Power#: 77.20  
 42 Days Since Last Race  
 Garcia J A (108 15 17 13 .14) \$32,000

1997	1	0	0	0	\$0	Turf	0	0	0	0	\$0
1996	11	0	2	0	\$10,885	Wet	1	0	0	0	\$825
SA	0	0	0	0	\$0	Dist	1	0	0	0	\$0

L 115

05Jan97- 66G R 6	:21 <sup>4</sup>	:44 <sup>4</sup>	:57 <sup>2</sup>	1:10 <sup>1</sup>	Clm25000c	78	6	3	2 <sup>2</sup>	2 <sup>1/2</sup>	6 <sup>1/4</sup>	79% Carr D	LB 117	b 17.40	79-17 Ace in Spa, Arguably, Sit Look A	Failed 7
13Dec96- 66G R 6	:21 <sup>3</sup>	:44 <sup>2</sup>	:56 <sup>2</sup>	1:09 <sup>2</sup>	Clm25000	85	7	3	4 <sup>2</sup>	3 <sup>4</sup>	2 <sup>1/2</sup>	Baron J	LB 117	b 9.90	90-10 Mashaka's, Lil A. J., Timeforach	Raced with wide 9
21Nov96- 70G my 6	:21 <sup>3</sup>	:44 <sup>1</sup>	:56 <sup>2</sup>	1:09 <sup>2</sup>	Am3300003z	82	3	2	2 <sup>2</sup>	2 <sup>2</sup>	5 <sup>9</sup>	Baron J	LB 116	b 45.80	83-15 Big Red Jr, V. C. Bawn, Saltwater	Weakened 7

**9 - Yankee Castle (E 3)** Obbr. c. 4 (May)  
 Own: Valpredo Inc  
 Power#: 70.88  
 18 Days Since Last Race  
 Flores D R (120 16 15 9 .13) \$32,000

1997	1	0	0	0	\$0	Turf	10	1	1	2	\$44,850
1996	22	4	1	3	\$104,845	Wet	1	0	0	0	\$1,425
SA	11	3	0	1	\$54,175	Dist	2	1	0	0	\$16,656

L 117

29Jan97- 55A Im 1	(T):23 <sup>1</sup>	:46 <sup>2</sup>	1:10	1:34	Am600001z	81	1	1	1 <sup>1/2</sup>	1 <sup>1/2</sup>	10 <sup>8</sup> %	Scott J M	LB 115	b 23.30	82-08 Holiday Sp, Prized Fig, Rush Real	Early foot, miled 10
26Dec96- 55A R 1	:23	:46 <sup>3</sup>	1:11	1:36 <sup>3</sup>	Clm32000	93	5	1	1 <sup>1</sup>	1 <sup>1/2</sup>	1 <sup>1</sup>	Scott J M	LB 117	b 5.70	86-18 Yankee Cas, Sovereign, Forge	Held on gamely 10
27Nov96- 44el Im 1	(T):23 <sup>4</sup>	:47 <sup>2</sup>	1:11 <sup>1</sup>	1:35 <sup>4</sup>	Clm50000	86	5	1	1 <sup>1/2</sup>	1 <sup>1/2</sup>	3 <sup>1/2</sup> %	Scott J M	LB 119	b 6.40	84-15 Desert Nat, Henry Kic, Yankee Ca	Willingly 10

Scratches: None!

### 3340—FIFTH RACE, 8 1/2 Furlongs, Purse \$33,000, 4-year-olds, Claiming price \$32,000-28,000.

Index	Horse and Jockey	WL	FP	ST	W	1/2	3/4	SV	Fin.	To \$1
5210	Lil A. J., J Garcia	115	8	4	1 <sup>st</sup>	1 <sup>st</sup>	.	1 <sup>4</sup> / <sub>2</sub>	1 <sup>1</sup> / <sub>2</sub>	35.00
(3218)	Pirate's Great Sun, Dhirussay	118	4	8	8 <sup>1</sup> / <sub>2</sub>	7 <sup>th</sup>	.	6 <sup>1</sup> / <sub>2</sub>	2 <sup>2</sup> / <sub>2</sub>	8.90
3218	Homecoming Flag, A Sells	115	1	8	7 <sup>1</sup>	8 <sup>3</sup>	.	5 <sup>3</sup>	3 <sup>1</sup> / <sub>2</sub>	3.20
3209	Top Contender, P Atkinson	118	2	7	9	9	.	7 <sup>1</sup>	4 <sup>th</sup>	37.50
3222	Yankee Castle, D Flores	118	9	3	2 <sup>1</sup>	2 <sup>2</sup> / <sub>2</sub>	.	2 <sup>nd</sup>	5 <sup>8</sup>	8.00
3178	Dubious Connection, M Pedrosa	115	7	2	3 <sup>1</sup>	3 <sup>1</sup> / <sub>2</sub>	.	7 <sup>1</sup>	6 <sup>1</sup> / <sub>2</sub>	5.00
(3146)	Westin, G Stevens	117	8	1	4 <sup>1</sup> / <sub>2</sub>	4 <sup>th</sup>	.	4 <sup>th</sup>	7 <sup>5</sup> / <sub>2</sub>	1.50
7318	Sergeant Stok, C McCarron	115	3	9	5 <sup>1</sup>	5 <sup>1</sup>	.	8 <sup>4</sup>	8 <sup>2</sup>	10.50
(3148)	Zit, L Phary Jr	117	5	5	8 <sup>1</sup> / <sub>2</sub>	8 <sup>1</sup> / <sub>2</sub>	.	9	9	14.40

No Scratchers  
 Claimed — Westo-three Point Stable Inc-Robert W Marshall, Yankee Castle-Colorado King Racing St-Vladimir Carth.

8—Lil A. J. ....72.00 27.40 8.40  
 4—PIRATE'S GREAT SUN.....9.20 4.90  
 1—HOMECOMING FLAG.....3.90

Off: 2:43 Time: 21.4 44 3 1.09 2/5, 1-16 1/5, Track: Cloudy Fast. Winner-ch c. 4 Mutter-ling Captain's Bay Babe Tr-Sean McCarthy Own-Richard J Bartlett Sr. Mutuel Pool \$455,044.00. Exacta Pool \$321,043. Trifecta Pool \$329,724. Quinella Pool \$51,407. Pick Three Pool \$128,397.

1 \$1 EXACTA (8-4) PAID \$390.00

1 \$1 TRIFECTA (8-4-1) PAID \$1,731.40

LET'S examine ALL the contenders for best of last 3 NET SR+V.

NAME:	NET	RANK#
HOME - 1 back 86+17. 17=0,	= 86.0	
2 back 91+09 (minus 3.5)	= 86.5	#2
TOP 1 back 82+12 (minus 2)	= 80.0	out
2 back 81+17 (no adj.)	= 81.0	out
3 back* 89+12 @7.5f (-2)	= 87.0	#1 (tie)

\*NOTE: SR's at 7.5 are not comparable to 6 & 6.5 furlong.

SERG Hastings Park - Adjusted OUT

PIRATE 1 back 87+17 (no adj.) = 87.0 #1 (tie)

ZIKA Best is a net 83.5 - OUT

WESTO (Favorite)

1 back 86+15 (minus .5) = 85.5 #4  
3 back Same

DUBIOUS

1 back 83+11 (minus 2.5) = 80.5  
2 back 87+03 (minus 6.5) = 80.6

YANKEE

2 back 86+18 (0 adj) = 86.0 #3  
3 back 84+15 (.5 adj) = 83.5

LIL AJ

2 back 90+10 (-3 adj) = 87.0 #1 (tie)

RESULT (discounting TOP's 7.5 furlong race)

#1 (tie) AJ = WIN #1 (tie) PIRATE = PLACE. #2 HOME = SHOW.

I've discussed many times the use of Zero Adjust for DV's of 16,17,18. It was also a feature of our book *Pace Makes The Race*. Using half a point instead of a full point makes no difference other than keeping the net numbers more reasonable.

Anyone suggesting that Lil A.J. ranked 8th in this field simply failed to digest the material in the Follow Up. This fact was further demonstrated by use of what he called Barrios #. The formula for those numbers came to me in a letter in which a client claimed that the sum total of the 2 BEST in the last 5 BRIS numbers produced a majority of true contenders. The letter took up just over half a page in the Follow Up. I noted at the bottom of the missive that the formula was not documented by me and should be tested for validity by users. Now compare this less-than-full-page letter in Follow Up 56 with the over 250 pages written during that same period documenting the most proficient way to select contenders and pacelines.  $1/250 = .004\%$ . Why would anyone choose a procedure that represented such a minute percentage of the total?


Because adding together the best two of the last five numbers is easy and takes absolutely no thought! No thought = No profit.

I can only take people so far on the information/inspiration bus headed toward winning. When people decide to jump the bus and hitch a ride in a sleeker, faster moving vehicle headed for disaster, there is very little I can do to stop them.

Just for review: In a statistical analysis of various speed type ratings, Best of Last Three Races, the DRF SR ranked FIRST by a wide margin. Henry Kuck Ratings were 2nd. Beyer and BRIS numbers were in a virtual tie for third.

**Mister Boffo** Review two weeks of "Mister Boffo" at <http://www.pe.net/comics>

By Joe Martin



## ***Model/Profile***

### ***The NEW Paradigm***

K.C. Jones, featured in Follow Up #62, has made modeling and profiling an art form. He profiles from a few basic factors: Total Energy, Median Energy, 3rd Fraction parameters, E/L Difference, Both/And, the Vector Graph, ESP and 2nd Call Velocity and 2C/BL. He likes to see how winners and in-the-money horses RANKED against their competition. He knows that when Profiling winners only, RANKINGS are meaningless, so much of his revealing data comes only from MODELING.

He sent me a notebook full of races he won along with data from his models and profiles from both Oaklawn and Gulfstream that led to his victories. It must be noted that many devotees of Oaklawn in particular say that it's impossible to Model or Profile. K.C Jones proves otherwise.

K.C. makes a MODEL for each distance from Quad-Rater and Pace Launcher 4. He will often confirm his selections by copying to Thoromation. He PROFILES from Prof-Rater 2 and draws corollaries between Model and Profile. He will frequently enter EVERY horse in the race; some from more than one line. Then he starts HIDING Non-qualifying lines as I have done in several Follow Up articles. His detailed MODELING shows WINNERS coming from ONLY the TOP 4 in the readouts from ALL 3 of the programs he uses. When a given factor does NOT produce the winner in the TOP 4, he doesn't use it. However, he knows that at any given point in time THAT readout may turn positive. In SHORT he keeps both his MODEL and PROFILE current BY DISTANCE. You won't catch him relying on an out of date Model or Profile.

#### His Model:

In a 10 race sample at 8.5 furlongs only TWO winner did NOT come from the Top 4 EPR. FIVE of those were also in the TOP 4 LPR. Eight of the SAME contenders were top 4 CPR; with SEVEN in the top 3. SO NATURALLY, when handicapping he looked for E/ep-L/ep BALANCE.

At Oaklawn Park between 2/23/97 and 3/2/97 HIDDEN was NOT very predictive; only 6 winners in ten races in the top 4. FOUR losers ranked OVER 4. The top 4 TT (Turn Time) produced 7 winners in ten races, TOP 4 FACTOR W yielded 8 WINS (80%) in the top 4, SEVEN IN THE TOP 3. His Pace Launcher 4 COMPOSITE RANKING shows only THREE LOSSES by horses with BELOW a 4 ranking with SIX wins in the TOP 3.

K.C. also uses Quad-Rater to great advantage when qualifying his contenders. He frequently enters EVERY horse in a race from as many as THREE pacelines. He then isolates the contenders that figure in the top 5 Pace of Race who are also in the top 4 Pace of Horse and/or Long Shot Detector. Then he further refines his contenders through Pace Launcher and, when he sees a long shot opportunity, he HIDES all but the top 4 and confirms via Thoromation.

His conclusion: (For WIN only): Focus on the TOP 3 Total Energy, TOP 3 SPN (go as high as 4 when other corollaries dictate) Look for BALANCE on the Early/Late Diff, BOTH/AND and E/ep-L/ep graphs.

By keeping RECORDS, he finds his OWN answers to the RAW-ADJUSTED question. He

FIRST looks at BOTTOM LINE only and records the number of winners from both the Raw and Adjusted side. At both Oaklawn and Gulfstream, horses ship from all over North America. During the test period RAW produced more TOP 2 winners than adjusted. At BOTH tracks, when there was agreement between Raw and Adjusted, two of the Top 3 won 70%.

K.C.'s strong point is his ability to make astute and profitable wagering DECISIONS based on information gleaned from his Model and Profile. He sent me a number of races from Oaklawn and Gulfstream in which he bet on horses ranked 3rd but no worse than 4th in key readouts because they best FIT his Model/Profile. These contenders won paying double digit mutuels. K.C. read and then followed my admonition against limiting wagers to the NUMERICAL top 2.

Bottom/Line Betting Line and a number of revealing readouts in Quad-Rater, Synergetic Match Up and Thoromation will isolate numerical 3rd and 4th ranked horses yielding higher payoffs and exotics. The only way to focus on those readouts is to do as K.C. and other winners do: Keep READOUT RECORDS that MODEL your handicapping and PROFILE results.

Here is a sample of K.C.'s form for Modeling. It shows the thoroughness of his efforts. If you are are taking short cuts and NOT winning, maybe you should follow his example:

**PACE LAUNCHER: WIN \* PLACE \* SHOW\* RECORDS**

RACE INFO: \_\_\_\_\_

FACTORS	WIN RAW	RANK ADJ.	PLACE RAW	RANK ADJ.	SHOW RAW	RANK ADJ.
EPR						
LPR						
CPR						
TT						
HID						
FW						
E/EP - R						
L/EP - R						
E/L DIFF + OR -						
E/DC - R						
3F - R						
SPN						
BL/BL						
ESP						

PACE LAUNCHER: WIN \* PLACE \* SHOW\* RECORDS

RACE INFO: \_\_\_\_\_

FACTORS	WIN RAW	RANK ADJ.	PLACE RAW	RANK ADJ.	SHOW RAW	RANK ADJ.
EPR						
LPR						
CPR						
TT						
HID						
FW						
E/EP - R						
L/EP - R						
E/L DIFF + OR -						
E/DC - R						
3F - R						
SPN						
BL/BL						
ESP						

RACE INFO: \_\_\_\_\_

FACTORS	WIN RAW	RANK ADJ.	PLACE RAW	RANK ADJ.	SHOW RAW	RANK ADJ.
EPR						
LPR						
CPR						
TT						
HID						
FW						
E/EP - R						
L/EP - R						
E/L DIFF + OR -						
E/DC - R						
3F - R						
SPN						
BL/BL						
ESP						

PROFILE/MODEL FORM

© 1997 THE SARTIN METHODOLOGY

Dates: \_\_\_\_\_ Track: \_\_\_\_\_ Surface: \_\_\_\_\_ Distance: \_\_\_\_\_ Finish: \_\_\_\_\_  
From To

PROFILE DATA			RESULTS DATA		
TOTAL ENERGY			TOTAL ENERGY		
Low: _____			Low: _____		
High: _____			High: _____		
Ave: _____			Ave: _____		
ESP	NO.		ESP	NO.	
E . . . . .	_____		E . . . . .	_____	
E/P . . . . .	_____		E/P . . . . .	_____	
P . . . . .	_____		P . . . . .	_____	
S/P . . . . .	_____		S/P . . . . .	_____	
S . . . . .	_____		S . . . . .	_____	
LATE . . . . .	_____		LATE . . . . .	_____	
Projection _____			Projection _____		
%MED	E/L Diff.	Both/And	%MED	E/L Diff.	Both/And
Low: _____	_____	_____	Low:(L) _____	_____	_____
High: _____	_____	_____	High:(E) _____	_____	_____
Range: _____			Range: _____		
SPN RANK			SPN RANK		
E/ep - L/ep Balance			E/ep - L/ep Balance		
Other			Other		

WARNING: Do NOT *profile* RANKINGS. When comparing a string of WINNERS, PLACE or SHOW horses SEPARATELY, their RANK against each other is TOTALLY meaningless. Rank only when Modeling where you compare horses competing against each other.

Track: Oaklawn Park - considered by many as a tough track

K.C. Jones - Subject: MODELING

Distance 8.5 furlongs 10 Races Summary - E/ep-L/ep Balance.

OVER 8 = NO PLAY

E/ep	L/ep	BAL	RESULT
2	3	5	W
2	1	3	W
4	4	8	S
1	2	3	W
1	1	2	W
10	10	20	L
1	1	2	W
1	2	3	W
3	5	8	P
5	4	9	L

WHEN PROFILING ANY RANKED FACTOR such as E/ep/L/ep and SPN, DO NOT look at RANK. Look at the NUMBERS and for BALANCE. Example: RANKINGS are based results from your HANDICAPPING Model. Only YOUR records – NO ONE else's, count here.

K.C. 's MODEL: 8.5 furlongs.

S P N RANK 10 RACE SUMMARY

TOP 4 ONLY NOT in top 4 NO BET

TOP 4 = 8 WINS 80%

TOP 3 = 7 WINS 70%

#1 = 4 WINS 40%

#2 = 0 WINS 0%

#3 = 3 WINS 30%

This is reflective of the models sent by numerous successful users. Top 3 SPN = 70% winners. Top 4 = 80%. This would indicate that you should focus your efforts on getting your contenders DOWN to the top 4 SPN. When you get winners from beyond the Top 4 SPN, instead of questioning the program, ask yourself WHY you entered horses that ranked high but did nothing. FIRST QUESTION to ask is: Were you trying to be a HANDICAPPER or a WINNER with the Methodology?

BOTTOM LINE READOUT 10 RACE SUMMARY:

TOP 4 = 8 WINS 80%

TOP 3 = 6 WINS 60%

#1 = 3 WINS 30%

#2 = 3 WINS 30%



#3 = 0 WINS 0

#4 = 2 WINS 20%

K.C. finds, as do most of us, that winners come from beyond the Top 4 ranked BOTTOM LINE contenders only 20% of the time. Look for DOUBLE DIGIT Bottom line horses. Unless you've made some bad contender choices, they will win at least 80% of the time. By double digit I mean:

23.5, 19.6, 14.5 etc. Rather than: 9.5, 8.2, 3.5 etc.

# Tulsa's Book Helps at the Race Track



## The Match Up

By Jim "The Hat" Bradshaw  
(Western Press, \$30)

He's that skinny guy with the cowboy hat who's always cashing winning tickets at the horse race track.

You see him at the IRS window filling out tax forms and stuffing wads of cash in his blue jeans. He's nationally famous and lives here in Tulsa. His name is Jim "The Hat" Bradshaw and he's written a book on how to win at the races called "The Match Up."

You don't need a computer to work the Match Up (although Bradshaw is an advocate of computer handicapping). What you do need is brains, self-discipline and a Daily Racing form.

Pace is the name of The Hat's game. The horse with the fastest final times and the best speed ratings doesn't always

win, says Bradshaw.

Horses expend energy in different ways during a race. Some horses expend energy early in the race; others, evenly throughout the race, and some expend energy late in the race.

Identifying these running styles from a horse's past performances is the basis of Bradshaw's book.

Bradshaw will teach you how to find the true contenders in a race so you can eliminate the dogfood that's entered just to round out the field.

The losers pay the winners at the race track. So why write a book that will create more intelligent horse players? Oh, well ... so be it.

Bradshaw's book will make you a more intelligent horse-player!

David Simpson

Simpson is an editorial cartoonist for the Tulsa World.



TO ORDER: Send check/money order or use your Visa or Master Card to:

**\$30.00**

Canadian Residents: \$33 U.S. funds

JIM "The Hat" BRADSHAW  
3335 S. 114th E. Ave. • Tulsa, OK 74146



## ***The Avis Horse***

This is something we've addressed many times before. The great American Hertz Complex where you bet to win only, versus an AVIS perspective that lets you take advantage of higher paying in-the-money finishers. We take the DRF Charts Weekly and see countless examples at every North American track where properly proportioned across the board bets on horses that don't win still pay handsome dividends.

Beginning with the Basic Manual - 1981 - our emphasis has been on taking advantage of ALL the mutuel payoffs, beginning with Win, Place and Show. A suggested wagering scale for across the board bets has subsequently appeared in many Follow Ups. We've published an updated Standard Extension Table showing the projected Place and Show prices based on WIN ODDS. On average, over the long haul these in-the-money payoff projections have been fairly reliable except in some stakes races and in very short fields.



EXAMPLE A: @4-1. Win = \$10 \$4 to Place = \$10.40 \$8 Show \$14.40

EXAMPLE B: @9-2 Win = \$11 \$4 to Place = \$11.20 \$8 Show \$15.20

If Example A fails to win but comes in 2nd: PAYOFF = \$24.80 NET \$10.40 If Example A only SHOWS you only make 40 cents, so at these odds you may choose to wager only Win-Place.

If Example B fails to win and comes 2nd: PAYOFF = 22.40. If Example B only SHOWS you make \$1.20. Again, you may wish to eschew SHOW. At 8-1 or over the SHOW becomes quite profitable and will net you more than a win bet on many favorites. (\$5.20 X 4 = \$20.80).

As I said, Place, and even Show opportunities abound at all North American tracks. These two consecutive day examples are from Santa Anita ONLY because we actually handicapped and bet them across the board at prescribed wagering progression.

EXAMPLE 1. SA 4-16-94 Race #5

BOTTOM LINE -- BETTING LINE

SAX 4-16-97 5 8 D

WIN ODDS ONLY

		RAW			ADJUSTED	
		BOTTOM LINE	BETTING LINE		BOTTOM LINE	BETTING LINE
		LS	ODDS		LS	ODDS
1	ASPEN	20.0	EVEN	1	ASPEN	21.0
2	REVES	19.0	EVEN	2	REVES	18.0
3	RISEN	14.0	2-1 ✓	3	RISEN	14.0
4	FIVE	10.5	9-2	4	FIVE	9.5
5	ROYAL	4.0	10-1	5	ROYAL	3.0
5	BEST	4.0	10-1	5	BEST	3.0

\*P 25.00

VITAL FACTORS--ATM

SAX 4-16-97 5 8 D

#	NAME	L	TOTAL	SC	R	E/DC	SCBL	3F	R	SPN	R
1	ASPEN	1	160.16	54.70	2 (112.2)	97.62	1.50	51.73	1 ( 25.3)	97.42	1
2	FIVE	3	158.98	55.61	1 (111.1)	97.06	0.13	49.12	5 ( 26.4)	85.42	4
3	RISEN	1	159.43	54.29	6 (113.0)	98.07	4.00	51.45	2 ( 25.3)	91.92	3 ✓
4	ROYAL	2	157.92	54.40	4 (112.4)	98.20	5.50	48.46	6 ( 27.1)	79.67	5
5	REVES	2	158.88	54.63	3 (112.2)	98.05	3.50	50.46	3 ( 26.1)	94.92	2
6	BEST	3	158.04	54.38	5 (112.4)	97.78	2.25	49.89	4 ( 26.2)	78.67	6
	HIGH		160.16	55.61	(111.1)	98.20		51.73	( 25.3)	97.42	
	LOW		157.92	54.29	(113.0)	97.06		48.46	( 27.1)	78.67	
	AVE		158.90	54.67	(112.2)	97.80		50.19	( 26.2)	88.00	

\* = Wire to Wire

ENERGY GENERATOR -- ATM

SAX 4-16-97 5 8 D

#	NAME	L	N	T	Total	R	DEF	Hid	R	Fx	R	%Med	E/EP	R	L/EP	R	ESP	BAL.
1	ASPEN	1			160.16	1		65.01	2	67.29	1	67.70	75.95	2	74.92	1	SUS	low = Best
2	FIVE	3			158.98	3	1.18	63.96	6	66.94	3	69.10	76.03	1	73.59	5	E/P	-3
3	RISEN	1			159.43	2	0.73	65.28	1	66.99	2	67.73	75.72	4	74.66	2	SUS	-6 w
4	ROYAL	2			157.92	6	2.24	64.92	4	65.77	6	69.31	75.74	3	73.10	6	EAR	-9
5	REVES	2			158.88	4	1.28	64.93	3	66.82	4	68.24	75.71	5	74.13	3	PRE	8
6	BEST	3			158.04	5	2.12	64.81	5	66.76	5	68.43	75.49	6	73.72	4	PRE	10

HI/LO Difference = 2.24 Average = 158.9

**3690**—FIFTH RACE. One Mile. Purse \$12,000. 4-year-olds and up.  
Claiming price \$10,000.

Hdex	Horse and Jockey	WL	PP	ST	1/4	1/2	3/4	Str.	Fin.	To \$1
3505	Five Under, M Pedroza .....	121	3	2	4 1/2	4 <sup>hd</sup>	5 1/2	2 <sup>1</sup>	1 <sup>no</sup>	1.90
3522	Risen Roman, D Sorenson .....	121	4	10	10	8 1/2	4 <sup>hd</sup>	1 <sup>hd</sup>	2 3/4	32.20
3583	Reves (Arg), O Barrio .....	121	6	8	8 1/2	9 1/2	8 1/2	6 <sup>hd</sup>	3 1/2	7.00
3408	S.S. Tell, J Scott .....	121	8	3	1 1/2	1 1/2	1 1/2	3 1/2	4 2/2	39.20
2088	Prince Deher, M Garcia .....	121	7	6	6 2	6 3	7 2 1/2	7 1/2	5 <sup>nk</sup>	28.30
3480	Raised State, A Sola .....	121	9	5	7 3	7 1/2	6 1/2	8 3	6 3/4	2.70
3522	Aspen Run, R Douglas .....	121	1	7	5 1/2	5 <sup>hd</sup>	3 <sup>hd</sup>	4 1	7 9	5.50
3534	Royal Issue, D Flores .....	121	5	4	3 1	2 1/2	2 2	5 1/2	8 2 1/2	8.80
3534	Tanyosho Dawn, S Straight .....	118	2	1	2 <sup>hd</sup>	3 1	9 1 1/2	10	9 3/4	52.80
3607	Best Anthem, B Blanc .....	121	10	9	9 1/2	10	10	9 2	10	15.80

Scratched — Bobo Brother Chip, Coaches Bet, Havoc Reeker, See The Wood.

Claimed — Five Under-Rader &amp; Romell-Bill Spawr.

3—FIVE UNDER .....	5.80	4.00	2.80
4—RISEN ROMAN .....	28.00	10.20	
6—REVES .....			1.80

RISEN went off at odds of \$32.2 to one. It ranked #3 SPN, was double digit Bottom Line horse with a Betting Line projection of 2-1. It paid \$25 to Place and \$10.20 to show. The net profit from an across the board wager of \$14 was \$21.20. The favorite was NOT a double digit horse nor an overlay so it would not be a bet. The projected Place Odds on the Standard Extension Table virtually equate with actual odds. It paid about \$3 less to show than projected.

EXAMPLE 2: (Next day) SA 4-17-97 Race #7.

This is a maiden race with a first time starter. Win bets in races with first timers are often iffy. In-the-money wagers, less so. But when you see a DOUBLE DIGIT Bottom Line horse projected at 7-2 but going off at 91.8 to one, don't say. "Gee, I must have done something wrong!" Get to the window or betting machine.

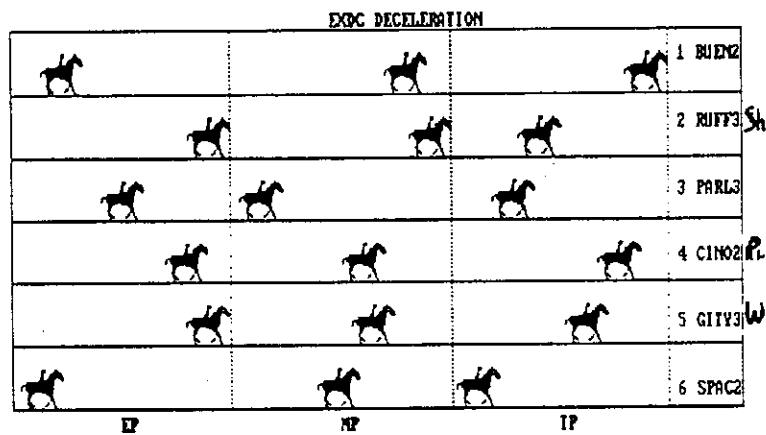


## CHOAS FORMULA POWER AND LONGSHOT RATINGS COMPOSITE

#	NAME	L	POR	R	POH-R	R	LS/P	R	W/W
1	BUEN	2	149.85-	2	137.79-	1	106.89-	1	
2	RUFFA	3	148.82-	4	134.82-	5	103.86-	4	
3	PARLI	3	144.91-	5	135.52-	4	105.09-	2	
4	CINOR	2	151.34-	1 X	136.13-	2	104.07-	3	
5	GITYU	3	148.83-	3 X	135.63-	3	99.07-	5	
6	SPACE	2	149.85-	2	133.43-	6	98.03-	6	

SAX 04-17-1997 RACE 3 DIST 7 SURF D PURSE \$16,000  
QUAD - RATER C H A O S MATCH UP -- AUTO

EP	R	FINISH	R
DREAM RACE			
BUEN	-0.26- 4	-0.00-	1
RUFFA	-0.06- 2	-1.52-	6
PARLI	-0.94- 6	-0.91-	3
CINOR	-0.11- 3	-0.64-	2
GITYU	0.00- 1	-1.28-	4
SPACE	-0.60- 5	-1.42-	5

EP - Win \$33.40 →



Composite -- ATM

SAX 4-17-97 3 7 D

#	NAME	L	N	T	EPR	LPR	CPR	TT	HID	FW	FX	LS	RANK
1	BUEN	2			3	1	1	1	1	1	1	9	1
2	RUFFA	3			1	6	5	3	6	4	4	29	5
3	PARLI	3			2	3	2	5	3	2	2	19	2
4	CINOR	2			5	2	4	2	2	4	1	20	3
5	GITYU	3			4	4	3	4	4	3	2	24	4
6	SPACE	2			6	5	6	6	5	5	3	36	6

NO BET

-PL  
-W

ENERGY GENERATOR

SAX 4-17-97 3 7 D

#	NAME	L	N	T	Total	R	DEF	Hid	R	Fx	R	%Med	E/EP	R	L/EP	R	ESP
1	BUEN	2			167.73-	1		65.64-	1	65.73-	4	68.63	78.79-	1	76.82-	1	PRE
2	RUFFA	3			166.06-	4	1.67	65.00-	6	65.39-	6	69.61	78.56-	4	75.61-	6	EAR
3	PARLI	3			165.64-	5	2.09	65.18-	4	66.16-	1	68.66	78.10-	5	76.11-	4	PRE
4	CINOR	2			167.30-	2	0.43	65.23-	3	65.89-	2	68.88	78.73-	2	76.51-	2	E/P
5	GITYU	3			166.77-	3	0.96	65.10-	5	65.77-	3	69.13	78.63-	3	76.17-	3	E/P
6	SPACE	2			165.08-	6	2.65	65.33-	2	65.71-	5	68.96	78.01-	6	75.72-	5	E/P

BAL.  
LOW =  
BEST

-2  
-10  
-9  
-4 - PL  
-6 - W  
-11

HI/LO Difference = 2.65 Average = 166.43

VITAL FACTORS--ATM

SAX 4-17-97 3 7 D

#	NAME	L	TOTAL	SC	R	E/DC	SCBL	3F	R	SPN	R
1	BUEN	2	167.11	56.74-	2 ( 46.3)	98.77	6.75	52.45-	1 ( 37.4)	98.42-	1
2	RUFFA	3	164.84	56.99-	1 ( 46.2)	98.71	4.00	50.14-	6 ( 39.2)	84.17-	5
3	PARLI	3	165.24	56.66-	4 ( 46.3)	98.46	0.50	51.80-	3 ( 38.1)	93.42-	2=1
4	CINOR	2	166.68	56.31-	5 ( 46.4)	97.14	12.00	51.90-	2 ( 38.1)	92.17-	3=2
5	GITYU	3	166.36	56.71-	3 ( 46.3)	97.66	8.75	51.38-	4 ( 38.3)	91.67-	4=3
6	SPACE	2	164.87	55.61-	6 ( 47.2)	97.27	14.00	51.18-	5 ( 38.3)	76.67-	6
HIGH			167.11	56.99	( 46.2)	98.77		52.45	( 37.4)	98.42	
LOW			164.84	55.61	( 47.2)	97.14		50.14	( 39.2)	76.67	
AVE			165.85	56.50	( 46.4)	98.00		51.48	( 38.2)	89.42	

\* = Wire to Wire

BOTTOM LINE -- BETTING LINE

SAX 4-17-97 3 7 D

WIN ODDS ONLY

RAW		
BOTTOM	BETTING	
LINE	LINE	
LS	ODDS	
1 BUEN	23.0	EVEN
2 PARLI	18.0	EVEN
3 CINOR	15.5	2-1
4 GITYU	13.0	3-1
5 RUFFA	12.0	7-2
6 SPACE	1.0	20-1

ADJUSTED		
BOTTOM	BETTING	
LINE	LINE	
LS	ODDS	
1 BUEN	23.0	EVEN
2 PARLI	17.0	3-2
3 CINOR	14.5	PL 2-1
4 GITYU	12.0	W 7-2
5 RUFFA	7.5	S 7-1
6 SPACE	2.0	15-1

NO BET  
OUT for WIN.  
1st  
2nd  
3rd  
4th  
NEW  
RANK

**3696**—THIRD RACE. 7 Furlongs. Purse \$16,000. Maiden. 4-year-olds and up. Claiming price: \$25,000-\$22,500.

Index	Horse and Jockey	Wt.	PP	ST	¼	½	¾	Str.	Fin.	To \$1
3578	Gityup, F Valenzuela	120	7	2	3 <sup>1</sup>	3½	-	12½	1 <sup>nk</sup>	15.70
3623	Cinoroto, J Matias	120	6	9	10	92½	-	42½	21½	91.80
3658	Ruffaffair, D Flores	120	3	7	5½	42½	-	22	31¼	4.30
3615	Buen Viaje, B Blanc	118	1	6	4 <sup>hd</sup>	5 <sup>1</sup>	-	3 <sup>hd</sup>	46	0.80
3615	Parlier, A Rodriguez	120	4	5	61½	65	-	5 <sup>hd</sup>	54½	22.10
6765	Wonderful Touch, R Barber	113	2	1	22	1 <sup>hd</sup>	-	62½	63½	3.90
3623	Mostly Mozart, M Garcia	118	8	3	1 <sup>hd</sup>	21½	-	72	74½	17.80
3525	Winchester Red, V Escobar	118	5	8	91½	8 <sup>1</sup>	-	85	82	91.10
—	Marider, P Atkinson	120	9	10	82	10	-	93	98	15.10
3623	Space Hero, R Duran	118	10	4	74½	7 <sup>hd</sup>	-	10	10	141.90
Scratched — Alcatraz Red, Liberty Town										

8—GITYUP .....33.40 15.80 8.20

7—CINOROTO .....70.20 21.00

4—RUFFAFFAIR .....4.60

Off: 2:04 Time: :22.3:45.3 1:10 4/5, 1:24 1/5, Track: Clear & Fast. Winner-b.g.4 Cee's Tizzy-Larry's Tiffany, Tr-Louis, R Carno Own-Julia Cogorno. Mutuel Pool \$270,981.90. Exacta Pool \$185,627. Quinella Pool \$29,346. Trifecta Pool \$228,386. Pick Three Pool \$82,295.

✓ \$1 EXACTA (8-7) PAID \$413.80

\$2 QUINELLA (7-8) PAID \$688.80

\$1 PICK THREE (8/5,10/8) PAID \$177.00

\$1 TRIFECTA (8-7-4) PAID \$4,448.20

In this race the more astute Pace Launcher 4 users would also have bet the WINNER, GITYUP. It was also a double digit Bottom Line horse with projected odds of 7-2. It went off at 15.7 to one. BUEN: less than even odds; a throw-out, moving both CIN, the place horse and GIT each up a notch.

For Quad-Rater users a bet on CIN was automatic. It ranks first POR, 2nd POH. Eliminating BUEN from the LS category. It is also the 2nd Long Shot Potential. Without BUEN, even the winner ranks in the top 2. In fact, Quad-Rater, Thoromation, Synergetic Match Up and Pace Launcher 4 have both the Win and Place horse in the top 2 or 3 when less than even odds BUEN is removed from wagering consideration.

Our biggest problem in getting people to win as much MONEY as the programs offer, is their failure to bet in accordance with the RECOMMENDATIONS presented by Bottom Line/Betting Line.

I receive all too many problem letters from clients who still wager only on the TOP 2 numerical choices when the odds on the numerical #1 are TOO LOW to consider a wager. Here's a REAL, and typical, example: ( see following page)

**NOW AVAILABLE!****APRIL '97 SARTIN METHODOLOGY WORKSHOP  
MANUAL & AUDIO TAPES**

Tape set available through Joe Reay ~ 505-299-0526 or write Joe for info at:

10209 Norman N.E. • Albuquerque, NM 87112-3040

Manual is \$25.00 with expanded material added from original workbook

Manual available through O. Henry House

#	NAME	L	TOTAL	SC	R	E/DC	SCBL	GF	R	SPN	R		
1	FLAME	1	167.38	57.97-	40	45.30	98.08	5.50	50.42-	20	26.10	92.42-	4
2	COPE	2	168.03	59.25-	20	44.30	97.62		49.47-	30	26.30	93.92-	3
3	SUM	2	168.52	58.54-	30	45.00	98.26		51.41-	10	25.30	96.92-	1
4	DEE	1	168.19	59.49-	10	44.20	99.26		49.21-	40	26.40	95.42-	2
	HIGH		168.52	59.49		44.20	99.26		51.41		25.30	96.92	
	LOW		167.38	57.97		45.30	97.62		49.21		26.40	92.42	
	AVE		168.03	58.81		44.40	98.31		50.13		26.20	94.67	

\* = wire to wire

BOTTOM LINE -- BETTING LINE

WIN ODDS ONLY

H10 4-8-97 3 6 D

WIN ODDS ONLY			ADJUSTED			
	RAW					
	BOTTOM	BETTING		BOTTOM	BETTING	
	LINE	LINE		LINE	LINE	
	LS	ODDS		LS	ODDS	
{	1 SUM	23.5	EVEN	1 SUM	19.8	EVEN
	2 COPE	21.5	EVEN	2 DEE	19.5	EVEN
	3 DEE	15.5	2-1	3 COPE	15.0	2-1
	4 FLAME	15.5	2-1	4 FLAME	14.5	2-1

Would have won win bet  
but I opted to use ~~RAW~~ ADJ.?

70% Win Sum } Lost  
30% Win Dee }

The client's printout is rather dull so I'll reprint its salient information. The Numerical FIRST ranked horse, RAW and ADJUSTED, is SUM. It's going off at .80-1; LESS than even odds. It projects EVEN on Betting Line. It's a wagering throw-out. The next two horses, Adjusted, are DEE and COPE. Dee is projected at Even and IS a bet at 5.6 to one. COPE, #2 Raw, #3 Adj. is projected at 2-1 and goes off at 3.2 to one. Flame is ranked only 4th on SPN and Bottom Line. So the WIN WAGERS are:

DEE and COPE. Using a 60-40 ratio, \$10 total Win wagers: Bet DEE @ \$4, COPE @ \$6. Result 3X8.40 = \$25.20. NET \$15.20. For the timid, COPE might even warrant a (borderline) Place Bet of twice the win bet: \$12=6 X \$5.60 = \$33.60. Total win-place \$18 bet = \$58.80. Net= \$40.80. DEE only showed, but an across the board bet (\$6+\$12+\$24=\$42) would have returned \$55.20, a net of only \$13.20.

<b>3</b> Purse \$8,000, 4 up, CI (\$12,500-10,900), 4 f. Off—2:20. Start good, won driving. Time—:22 1/4. 45% 1:11 1/4. Winner—B h 5 by Capetan-I'm Quite High. Trainer—K. O'Connell.											
3-Cope With The Star	116	3	1'	1'	1 1/4	1 1/4	Ferrer	8.40	5.40	4.40	3.20
1-Tune M Up	109	1	2"	3"	3 1/4	2"	Leo	11.40	5.40	4.40	14.10
6-Dee Rom	114	4	3 1/4	2 1/4	2"	3 1/4	LRivera		4.60	5.60	X
5-Sum Mudder	116	5	4 1/4	5 1/4	4 1/4	4"	Boulanger				.80
Flame Dodger	116	2	4 1/4	4 1/4	5"	5 1/4	Gonzalez				6.50
Trader Sam	114	7	5 1/4	6"	6"	6"	Toribio				9.60
Terra Tonya	112	4	7	7	7	7	Jurado				16.90

Perfecta 3-1 Paid \$130.00. Quinella 1-3 Paid \$77.00.  
 Trifecta 3-1-4 Paid \$744.00. Superfecta 3-1-4-5 Paid \$1,301.20.  
 OTB—2-7.90 5.30 4.10 1-10.00 5.30 6-4.20.  
 Exacta-120.00. Quinella-72.00. Trifecta-710.00. Superfecta-1,290.00.

When I go to the track or off-site wagering center with clients, they are often awed by the profit I make from my secondary Place-Show wagers. They shouldn't be. My skills for PICKING these horses are overrated. SKILL has little to do with my profits. It's understanding WHEN and HOW MUCH to bet Place and Show that adds up to profit. I'm obviously not a macho person because I don't believe that only women and sissies bet to place and show. Yes, I also bet proportionately to WIN, but I can't see letting those lucrative in-the-money finishers go off at a profit without having some \$\$\$\$ on them.

Clients often tell me they can't "AFFORD" to make secondary bets. I tell them to bet in units with a \$2 base. Then they say "you can't make money on \$2 bets." I say that if you can't profit on a \$2 wagering base you certainly can't make money betting MORE. If you can afford handicapping material that costs in the hundreds, you certainly CANNOT afford to bet LESS than what is required to pay for the material and make consistent profits shortly thereafter. More importantly, you can't *afford* to let high RANKED horses that pay \$25 and \$70.20 to PLACE without at having least a \$2 Place BET on them!

Sometimes the difference between a HERTZ and AVIS mentality can be the difference between rags and riches.

*When a longshot actually wins the race, statistics show that making your entire investment a win bet will produce more profit in the long run. This is not true when the horse only comes in 2nd or 3rd. Long run statistics are only for the more bold and confident. Under all circumstances we must ask ourselves how LONG is our personal long run?... and how many profitable secondary wagers can we miss before becoming discouraged to a point where our judgment becomes distorted?*

Doe: 4W, 8P, 16  
= 36<sup>80</sup>

Cope: 6W, 12P (odds way too low for S bet)  
= 58<sup>80</sup>

= 46 spent      94<sup>80</sup> back  
net = 48<sup>80</sup>

# The Psychology of Winning

Howard G. Sartin, Ph.D

## ***Correct Handicapping*** ***vs*** ***Correct Decision***

This is a conundrum that has *always* plagued even the very best of handicappers. Every week I receive packages of races from clients replete with readouts where the winner is in the Top 4, and more often TOP 3 SPN, BOTTOM-LINE or some other vital readout, but the client lost the race because of a betting decision.

It is difficult for me to correct the problem through advice alone. This is a situation in which the user must keep records of his/her own decision making trends. I am aware of the fact that merely providing a Method with computer programs that point to winners and in-the-money contenders is not enough. Other purveyors feel it is. They say if they have a readout with the winner on or near the top in any readout their job is ended. For me, at least, it has just begun.

The most virulent sub-psychotic psychological disorder is Abulia. It reflects an absence of will and wish power; inability to settle on a plan of action. A prevalent tendency is vacillating from one plan to another rationalized by explainable reasons. Abulia is just a fancy term for common, non-psychotic *IN*-decision.

DECISION, as opposed to ratings and ranking numbers, is psychological.

Given a choice between several options, all of which have positive elements, individuals will make completely different final decisions much of the time. I learned this back in the mid-70's when I first started working with aspiring handicappers. It was confirmed in the early 80's when I would go to Las Vegas with some of the most astute handicappers of our time. We all handicapped with the same computer program, yet we only agreed on which horse(s) to bet 35% of the time. However, and THIS is important: After twenty races we all had about the same number of winners, an average of 13 (65%).

This is why I'm very cautious about offering DECISION advice to anyone with a positive win percentage and R.O.I. In helping a client by demonstrating how I could win a race he/she lost, I could very well be causing the same client to *lose* races they might have otherwise won. That's the nature of decision. It is a function of individualism.

If you believe it's possible for any group to always make the same wagering decision, even when possessing the same information, you are naive. Nothing wrong with naivete, it's a quality that makes saints and angels. Look at one hundred years of racing stats. The bulk of the crowd only lands on the same horse an average of 32.3% of the time. The fact that those PIRCO Charter Members only agreed on wagering decision 35% of the time is de rigueur.

It is one thing to look at a client's losing race and show how to win it IF that client made grave procedural errors. It's quite another matter to do the same thing for a client with positive proficiency.

Therefore my suggestions here must be generic, addressing **common** errors not specific ones. Otherwise I could be throwing the baby out with the bath water.

Synergetic Match Up, Quad-Rater, Entropy and Thoromation are programs that appeal to those who thrive on the *challenge* of decision making. They regard Pace Launcher as overly simplistic and un-challenging because it reduces all decision making to a series of COROLLARY screens. For some it takes the fun out of both winning and losing.

Even so, some Pace Launcher users experience DECISION making problems when viewing BOTTOM LINE/BETTING LINE. For them I offer some examples from a client in Chicago. Here is a 9 race sample covering two days of his wins and losses illustrating his betting choices from BL/BL.

**SPT - 02/28/97****Page: 1**

Race 1 Weather: Cloudy Track: Fast Off: 1:01 Time: 22 4/5 46 2/5 58 2/5 1:10 3/5

2- Muchacho Fino	\$21.40	\$5.80	\$3.20	9.70
5- Dividend M		\$4.80	\$2.60	4.90
6- Little Big Horn			\$2.80	2.30*

\$2 Exacta 2-5 Paid \$81.00

Scratched: None

Race 3 Weather: Cloudy Track: Fast Off: 1:54 Time: 24 48 2/5 1:14 1:39 4/5

8- Miss Green Gold	\$37.40	\$9.80	\$7.20	17.70
2- Searching Girl		\$4.20	\$3.20	3.60
6- Patty's Honor			\$4.40	7.30

\$2 Exacta 8-2 Paid \$133.40

\$2 Trifecta 8-2-6 Paid \$904.60

Scratched: None

Race 4 Weather: Cloudy Track: Fast Off: 2:21 Time: 23 47 59 1:11 2/5

7- Naute Naskra	\$7.00	\$4.80	\$3.00	2.50
5- Denniscallalan		\$7.60	\$4.40	9.20
2- Vin Sec			\$2.80	2.30

\$2 Exacta 7-5 Paid \$45.00

Scratched: None

Race 6 Weather: Cloudy Track: Fast Off: 3:15 Time: 22 4/5 46 3/5 58 1:09 3/5

1A- Super Bert	\$6.40	\$2.80	\$2.20	2.20
9- No Terms		\$4.20	\$2.80	3.90
7- Downtown Delight			\$2.80	6.20

\$2 Exacta 1-9 Paid \$22.40

\$2 Trifecta 1-9-7 Paid \$78.40

Scratched: Jack's Big Mac, Paladin's Halo, Trap The Wolf

Race 7 Weather: Cloudy Track: Fast Off: 3:43 Time: 23 1/5 47 2/5 59 1/5 1:12

6- Prime Gem	\$4.80	\$2.80	\$2.20	1.40
4- Shelaghs Little Jo		\$5.80	\$3.00	6.10
5- Peacock Plume			\$2.40	3.60

\$2 Exacta 6-4 Paid \$25.20

\$2 Trifecta 6-4-5 Paid \$71.80

Scratched: Euphonious, Miss Loie

Race 8 Weather: Cloudy Track: Fast Off: 4:11 Time: 24 4/5 49 2/5 1:14 1/5 1:38 4/5

4- Rock N Robbie	\$21.40	\$9.20	\$7.40	9.70
1- Stacker Of Wheat		\$4.40	\$3.80	3.30
5- Let It Ride			\$4.60	3.20

\$2 Exacta 4-1 Paid \$86.40

Scratched: None

**Page: 2****SPT - 02/28/97**

Race 9 Weather: Cloudy Track: Fast Off: 4:36 Time: 24 48 1/5 1:14 1/5 1:39 2/5

10- Quick Majesty	\$11.80	\$5.40	\$3.80	4.90
7- Gunslinger		\$4.80	\$3.40	3.60
6- Social Climber			\$2.40	2.00

\$2 Exacta 10-7 Paid \$50.80

\$2 Trifecta 10-7-6 Paid \$136.40

\$2 Pick-9 (2-6-8-7-1-1/2/8-2/6/8-4-10) No Tickets; \$2 Pick-9 (5-of-9) Paid

Scratched: None

AT OTB-DANVILLE, ILL 2/28/97

BOTTOM LINE -- BETTING LINE

WIN ODDS ONLY

SPT 2-28-97 1 6 D

RACE 1

	RAW BOTTOM LINE LS	BETTING LINE ODDS
1 LITTL	20.5	EVEN
2 DIVID	17.5	EVEN
3 BRITE	16.0	2-1
4 CHINA	14.3	2-1
5 MUCHA	8.0	6-1
6 GEORG	4.0	10-1

	ADJUSTED BOTTOM LINE LS	BETTING LINE ODDS
1 LITTL	20.3	EVEN <i>sh</i>
2 CHINA	18.0	EVEN
3 MUCHA	17.5	EVEN <i>w \$21<sup>10</sup></i>
4 DIVID	13.0	3-1 <i>fl</i>
5 BRITE	5.0	9-1
5 GEORG	5.0	9-1

BOTTOM LINE -- BETTING LINE

WIN ODDS ONLY

SPT 2-28-97 3 8 D

RACE 3

	RAW BOTTOM LINE LS	BETTING LINE ODDS
1 SHE'S	21.3	EVEN
2 SEARC	20.5	EVEN
3 PATTY	12.0	7-2
4 COLOR	8.0	6-1
5 DELZZ	5.0	9-1
6 THAR'	2.0	15-1

	ADJUSTED BOTTOM LINE LS	BETTING LINE ODDS
1 SEARC <i>Pl</i>	21.0	EVEN <i>LOST</i>
2 COLOR	15.3	2-1
3 THAR'	14.0	2-1
4 PATTY	9.0	5-1
4 SHE'S	9.0	5-1
5 DELZZ	3.5	12-1

WIN ODDS ONLY

RACE 4

	RAW BOTTOM LINE LS	BETTING LINE ODDS
1 VIN S	21.0	EVEN
2 NAUTE	17.0	3-2
3 DENNI	12.0	7-2
4 CITY	10.5	9-2
5 HOLD	9.0	5-1
6 MONK	2.0	15-1

	ADJUSTED BOTTOM LINE LS	BETTING LINE ODDS
1 VIN S	21.0	EVEN <i>S \$7<sup>10</sup></i>
2 NAUTE	17.0	3-2 <i>w</i>
3 CITY	11.5	4-1
4 DENNI	8.0	6-1 <i>PL</i>
5 HOLD	7.0	7-1
6 MONK	6.0	8-1

BOTTOM LINE -- BETTING LINE

WIN ODDS ONLY

SPT 2-28-97 6 6 D

RACE 6

	RAW BOTTOM LINE LS	BETTING LINE ODDS
1 VOLUM	21.0	EVEN
2 JACK'	19.0	EVEN
3 OUTST	13.0	3-1
3 SUPER	13.0	3-1
4 TRAP	11.5	4-1
5 SEEK	3.5	12-1
6 NO TE	0.0	20-1

	ADJUSTED BOTTOM LINE LS	BETTING LINE ODDS
1 VOLUM	22.0	EVEN
2 JACK'	16.0	2-1 <i>LOST RACE</i>
3 OUTST	14.0	2-1
4 SEEK	9.5	5-1
5 SUPER	8.0	6-1 <i>w</i>
6 TRAP	2.0	15-1
7 NO TE	0.0	20-1 <i>P</i>

BOTTOM LINE -- BETTING LINE

WIN ODDS ONLY

SPT 2-28-97 7 6 D

RACE 7

	RAW BOTTOM LINE LS	BETTING LINE ODDS
1 SHELA	23.0	EVEN
2 PRIME	21.0	EVEN
3 PEACO	16.0	2-1
4 BIG C	9.5	5-1
5 MINK	8.5	6-1
6 YASNA	3.0	12-1

	ADJUSTED BOTTOM LINE LS	BETTING LINE ODDS
1 PRIME	20.0	EVEN <i>w \$4<sup>80</sup></i>
2 SHELA	15.5	2-1 <i>P \$5<sup>80</sup></i>
3 YASNA	15.0	2-1
4 MINK	13.0	3-1
5 PEACO	8.0	6-1
6 BIG C	1.0	20-1

*EX \$25<sup>20</sup>*

SPT 2-28-97 8 8 D

## WIN ODDS ONLY

RACE 8

RAW  
BOTTOM BETTING  
LINE LINE  
LS ODDS

1 SUN F 15.0 2-1  
2 MIDWA 14.5 2-1  
3 STACK 13.0 3-1  
3 DON'T 13.0 3-1  
4 LET I 12.5 7-2  
5 BILLY 6.5 8-1  
6 ROCK 1.0 20-1

BOTTOM LINE -- BETTING LINE

ADJUSTED  
BOTTOM BETTING  
LINE LINE  
LS ODDS

1 SUN F 18.0 EVEN  
2 MIDWA 17.0 3-2  
3 STACK 15.5 2-1 P  
4 DON'T 14.5 2-1  
5 LET I 5.5 9-1  
6 BILLY 4.0 10-1  
7 ROCK 3.0 12-1 W

LOST RACE

SPT 2-28-97 9 8 D

## WIN ODDS ONLY

RACE 9

RAW  
BOTTOM BETTING  
LINE LINE  
LS ODDS

1 GUNSL 21.0 EVEN  
2 QUICK 15.5 2-1  
3 SOCIA 14.5 2-1  
4 L T O 11.0 4-1  
5 J B'S 5.5 9-1  
6 ST. A 4.0 10-1  
6 PROUD 4.0 10-1  
7 LOTS 1.0 20-1

ADJUSTED  
BOTTOM BETTING  
LINE LINE  
LS ODDS

1 GUNSL 20.0 EVEN  
2 QUICK 16.0 2-1 W  
3 L T O 15.0 2-1 EX \$50.00  
4 J B'S 13.5 3-1  
5 SOCIA 5.5 9-1  
6 PROUD 5.0 9-1  
7 ST. A 2.0 15-1  
8 LOTS 1.0 20-1

R \$11.80  
EX \$50.00

SPT - 03/04/97

Page: 1

Race 6 Weather: Cloudy Track: Fast Off: 3:16 Time: 21 4/5 46 1/5 59 2/5 1:13 4/5

1- Miss Nonette \$9.60 \$4.80 \$3.60 3.80  
6- Pretty Face \$4.80 \$3.60 2.20  
3- Ock Dubistudine \$5.80 12.90  
\$2 Exacta 1-6 Paid \$34.20  
\$2 Trifecta 1-6-3 Paid \$300.80  
Scratched: None

Race 8 Weather: Cloudy Track: Fast Off: 4:10 Time: 24 3/5 48 3/5 1:13 4/5 1:40

6- Mr. Georgeff \$10.80 \$3.60 \$3.00 4.40  
5- Gygianno \$3.00 \$2.40 1.50  
2- Arno's Arrow \$3.60 5.70  
\$2 Exacta 6-5 Paid \$28.00  
Scratched: None

BOTTOM LINE -- BETTING LINE

SPT 3-4-97 6 6 D

## WIN ODDS ONLY

RAW  
BOTTOM BETTING  
LINE LINE  
LS ODDS

1 MISS 22.0 EVEN  
2 OCK D 17.5 EVEN  
3 CORPO 11.0 4-1  
4 TRIPL 9.0 5-1  
5 DOWNT 7.0 7-1  
6 AMBER 6.0 8-1

BOTTOM LINE -- BETTING LINE

ADJUSTED  
BOTTOM BETTING  
LINE LINE  
LS ODDS

1 MISS 16.0 2-1 W \$9.00  
2 OCK D 15.0 2-1  
3 DOWNT 11.5 4-1  
4 CORPO 9.0 5-1  
4 TRIPL 9.0 5-1  
5 AMBER 6.0 8-1

SPT 3-4-97 8 8 D

## WIN ODDS ONLY

RAW  
BOTTOM BETTING  
LINE LINE  
LS ODDS

1 MR. G 21.5 EVEN  
2 GYGIA 18.5 EVEN  
3 RUSTY 14.0 2-1  
4 ARNO' 12.5 7-2  
5 NATIV 2.0 15-1

ADJUSTED  
BOTTOM BETTING  
LINE LINE  
LS ODDS

1 MR. G 21.5 EVEN W \$10.00  
2 GYGIA 15.5 2-1  
3 RUSTY 15.0 2-1  
4 NATIV 10.0 9-2  
5 ARNO' 9.5 5-1

I don't know how much he bets or what his two horse wagering ratio is, so let's just assume that he bet TWO horses in all nine of these races. To figure his ROI I'll use the minimum \$2, meaning \$4 per race. Nine races = \$36. In only ONE race did he have to go beyond the top 2 Bottom Line contenders to find and overlay. This is a tribute to his handicapping. Quite a few overlays will come from the top THREE or, in a few instances, top 4. Fortunately there are also many examples of THIS in Follow Ups. Seldom does a winner NOT come from a BL without TWO DIGITS before the decimal point.

He clearly lost THREE of the nine races and had a paltry \$4.80 horse in one race. He is primarily a WIN bettor. Those who focus on WIN seldom do well in exotics. It's an attitudinal difference defined as the HERTZ complex as opposed to AVIS. His profit margin was 182% – an ROI 30% higher than the claims of even the most hyperbolic experts. If I could have written a script for this client, I would have more winners coming from outside the top TWO Bottom Line.

The point for you is, don't just settle on the TOP 2 Numerical choices regardless of odds. Look for double-digit BOTTOM LINE horses that will be overlays. Above all steer clear of underlays. Better to *lose* the race than settle for consistently LOW mutuels. This will be very difficult for the more timid. Human nature often dictates that we take what we can get rather than hold out for something better. This applies also to many other aspects of life: compromising one's principles, forsaking the ideal, accepting less.

Solving problems based on DECISION is not difficult. It requires only that you keep records. If I asked for YOUR records over a nine or twenty race cycle, would I get the same clear picture as the one shown here? I would hope so. Sadly, almost every time I get letters or calls about wagering decisions, the client has NO written records, ONLY anxiety ridden panic messages: "I can always get it down to THREE contenders but I invariably bet the WRONG TWO!"

If the words "always" and "invariably" are true, which is highly doubtful, these people have a well defined subconscious death wish. They won't admit it but they're getting some perverse pleasure from self-destruction and getting a psychological payoff from whining about it. Taking some simple steps toward a solution would deny the psychological payoff. It's virtually impossible to be proficient enough to "always" get a race down to three contenders and "invariably" bet the wrong two.

A review of WHICH readouts tend to most often produce winners should solve this kind of problem. But that requires some depth of study and, above all, clear records of WHICH readouts and corollaries are producing the contenders that DO pay off. It's even MORE important that these individuals engage in HONEST reflections of their inner attitude. Are they getting more pleasure from sympathetic responses to their problem than they would from winning? Sorry to say this kind of perverse pleasure is a common emanation from the therapeutic couch.

Proper DECISIONS are born of experience. LOSING experiences should tell you what

to avoid in order to experience WINNING experiences. Before seeking a positive, ELIMINATE the negative. This is done through continued PRACTICE.

That's how performers get to Carnegie Hall and that's how you can consistently get to the win window: *PRACTICE*.

---

When clients write or call me about problems they want solved, they frequently use the terms, "logic and intelligence." I always answer saying, "throw out logic, keep intelligence." The accepted, orthodox definition of LOGIC has virtually no place in successful handicapping. This assertion incites a lot of critical response. Go to some college bookstore and buy a Philosophical Dictionary. Look up "LOGIC". You'll find dozens of pages with definitions from multiple sources that disagree as to meaning. To those who are winning consistently by relying on "LOGIC," I apologize. Just be sure before you bristle with resentment that your use of logic is consistently profitable.

In Follow Up #62 I named Ainslie, Brohamer, Harold Byrd, and a couple of dozen unnamed others as being the only successful users of the Methodology having an extensive background in mainstream handicapping. A number of clients angrily wrote that they should have been on that list. You were, as one of the couple of dozen.

I also heard from those who agreed with me on the dangers of trying to absorb all the material in the books by some of the authors mentioned in the last issue. A few said that many of those books gave very valuable lessons in what not to do. These comments were from highly discriminating, literate individuals who, before joining us, failed to win after reading and re-reading virtually every available book on handicapping.

Unfortunately, most people cannot sift through a garbage pit and find something edible. My own take-off on Norman Vincent Peale's book, *The Power of Positive Thinking*, that I renamed *The Positive Power of Negative Thinking*, never caught on.

Our physical bodies are more sensitive to poison than our brain. If we eat contaminated food we'll get sick and regurgitate. Absorb too much sun, get a painful sunburn. Drink too much alcohol, pass out. On the other hand, the brain can be barraged with poisonous messages, absorb and digest them with no ill effect. However, the brain transformed as *mind*, has the capacity to discriminate between that which nourishes or poisons. Tragically, persons who are quite capable of making such distinctions in almost every other area of life, cannot (will not) do so in their handicapping endeavors.

Case in point: a brilliant student on the verge of getting his Masters Degree, who completely distorts the value of all our teachings. He can't understand why his brilliance, as manifest in the classroom, cannot be applied to winning races and money. There is a vast chasm between academic achievement and successful handicapping. Two different mind sets are involved. Those with the IQ and inclination to acquire university degrees, especially post graduate degrees, are educationally imbued with a special sense of what CANNOT be done. For most academics, the idea of winning at the races is a fantasy believed only by the uneducated and unwashed.

Even those academics who have contributed to the literature of handicapping have, for the most part, done so by applying academic procedures to their work. They deal in linear regression, long term statistics, orthodox mathematics and tendency curves based on preponderance of evidence. The conclusions they draw from their efforts can be well applied to sociology, engineering, population growth and projecting urban crime rates but NOT to PROFITABLE handicapping.

Academicians are absorbed in research and testing. They can delay actually DOING or achieving anything for their entire lifetime and still be regarded as noted scholars. One well-known Methodology spokesman followed this course and became enraged when I suggested he PROVE the validity of his research and testing by actually wagering. He departed my tent in a huff leaving no forwarding address.

In handicapping there is absolutely NO VALUE in research or testing that doesn't SOON result in profitable wagering. Most of those who claim to be researching and testing are really just trying to eternally delay the moment of truth.

All valid testing of THIS Methodology has been done in concert with making bets. In the early years I LOST some money following this procedure. But LOSING teaches lessons that are more valuable than winning, especially winning on paper. Those who do NOT learn more from LOSING than winning need to re-think their position.

Since I'm not a masochist and have no death wish, MY losing hastened my ability to win. I read somewhere that I'm a foremost expert in teaching people how to win. In truth, I'm an experienced expert in what DOES NOT win. By eliminating the NEGATIVES I accentuated the Positive...an' don' mess wid' mister in between....

It's NO secret that my early LOSING stemmed from trying to apply accepted mainstream rules, maxims and dictums AND linear logic. In trying to apply classic, orthodox academic procedures to handicapping I LOST! I predict a similar fate for all who are over-educated unless they compartmentalize their knowledge. This requires developing a frame of reference for handicapping that is entirely different from the frame applicable to academic studies. There will be a certain cerebral overflow. To compensate, you need a narrow channel with a filter at the opening that won't admit anything into the handicapping compartment unless it has PRAGMATIC value for winning races and money.

DECISION is the MOST important factor in WINNING races for profit. Most of you have reached the point where you can win RACES with a degree of consistency that is unparalleled. Your win proficiency is much higher than that of even the most famous experts. Yet, many of *them* make more profit per dollar invested. They endure LONGER losing streaks with little concern because they have faith that their wagering DECISIONS will profit them over the long haul. WE are known in "expert circles" as the group that wins the MOST but profits the LEAST. For about 67% of clients this description is true. The reason: INDECISION at the moment of truth when it's time to make the wager. There are certain POSITIVE exercises that can enhance the DECISION MAKING process. They will be our primary FOCUS in Follow Up #64.



# VOX POPULI

## THE CLIENTS SPEAK

Dear Shane/Doc:

I trust that this letter finds you both in the best of health, please accept my complements and best wishes to all of you at O. Henry House for a Happy, Healthy and Prosperous 1997.

I feel like I have been a part of your group for years when in fact it has only been a few short months. Thanks to you Shane and in particular thanks to Doc, I feel welcome and look forward to my ongoing association with the "Sartin Methodology".

Since receiving PL3 and attending the Saratoga seminar I've been in an ongoing advanced correspondence course that not only has moved me forward as a handicapper, (of equal importance) has made me feel better about myself.

My success with PL3 has been reasonable, given that I had a rough time in understanding the readouts and terminology for the first 3 months, however, my telephone calls to Shane have answered each question - clearly. The Follow Up is incredible in that I have found that "those questions that I can not articulate" seem to be to be anticipated and answered.

My wife and I have just returned from Vegas. Although we returned home without paying for the complete trip through my PL3 investments, the results were very encouraging and it was the cheapest one week vacation we have had in 40 years. Thanks to PL3 and The Sartin Methodology.

I anticipate that 1997 will be my "coming out" as a competent handicapper/investor and to that end I enclose my money order to ...upgrade to PL4.

Best Regards  
L.S., Ontario, Canada

Dear Dr. Sartin,

...The PL4 program is outstanding. Thank you for your help and programs.

J.C., Texas

Hi Doc, Shane, Mary, etc.

Enclosed find my check for the Pace Launcher 4 and Prof Rater 2 program.

Pace Launcher 3 has been working great, can't wait to try the upgraded program.

Keep up the good work.  
M.F., Florida

Dear Dr. Sartin,

Pace Launcher 4 is an excellent program. I'm returning #3.

I took my first trip to the Danville OTB last Friday.

I invested in seven races using the top two horses Bottom Line/Betting Line Adjusted...won 4 of 7 with a slight profit.

R.B., Indiana

Dear Doc,

The Follow Up continues to be my favorite reading. It was great to find the Glossary of Terms of the Methodology in #60. However, upon renewing my subscription at the end of last year, I was overwhelmed to receive two copies of #60, several days apart. I expect that your own records will have corrected this clerical error but I mention it to ensure that you don't incur unnecessary expense. Please, however, make sure that I receive one copy.

I have been using the Methodology from the time of attending your seminar in Toronto and the increase in simulcasting has made it an invaluable handicapping resource. Noting the many letters from Canada in The Follow Up, I was wondering if there might be any possibility for a 'follow-up' seminar in Toronto?

For now, my thanks for many rewarding and pleasurable years and as I approach retirement, I am looking forward to being able to devote more time to my investing.

Yours sincerely,  
J.C., Canada

Dear Doc,

...I have been doing very well with the Quad-Rater and EXDC/Thoromation and I must also say, The Follow Up (too).

I will be 75 years old come Mar 26. I am doing real good with the Methodology.

I have a lot to look forward to. I want to thank you Doc for everything. Some day I hope to see you again.

Regards,

J.C., New York

**DOC COMMENTS: How heartwarming to find this 75 year old with the enthusiasm of a young person.**

Dear O. Henry staff,

...Thank you for your time and dedication in making the best thoroughbred handicapping software available. Your research is very valuable and I hope that Dr. Sartin continues to improve and to write his columns in the Follow Up journal.

L.C., Canada

Dear Doc:

I would like to upgrade to PL4 with Prof-Rater 2. I've had fun and profit with PL3 and I'm looking forward to PL4.

Thanks,

L.S., New Jersey

...I feel that your programs are far superior to anything else on the market!!

Sincerely,

V.V., New York

Dear Doc & Friends,

...I can't tell you how much I've enjoyed being associated with PIRCO. It's been really great \$\$\$\$.

Thank you very much,

R.E., Arizona

P.S. Thank you Doc for letting me be part of this.

Dearest Sartin Family,

A special thanks to all of you for giving so much. I have been doing well at handicapping recently. Even the betting part which is usually my downfall.

Please send me the Pace Launcher 4... I'm certain it's as good as you say.

Thank you,

A.S., Minnesota

**DOC COMMENTS: It's proving to be even better!**

Howard-

Enclosed please find a check to cover the cost of renewal to the Follow Up. Thank you for sticking with your efforts to educate the people who want to learn. Most, if not all others, would have bailed out long ago.

M.D., New York

**DOC COMMENTS: Whenever I'm tempted to "bail out" because someone completely ignores my admonitions, I get letters like this and unstrap my parachute.**

Dear Howard:

I know it's known for short prices, but I managed to hit on a \$96.00 winner at Santa Anita on Thursday, March 20. I believe the horse's name was When in Roan. Pincay riding. I literally stared at the screen for a minute because I couldn't believe it. Not to mention that I had a few dollars on the horse. The reason I tell you this is not to brag about the winners (and neglect to confess the losers) but to tell you that I can feel that I am getting into a comfort zone about handicapping and wagering. The Sartin Methodology has very much to do with this positive development. Thanks for your time.

E.S., Virginia

**DOC COMMENTS: No 'projection' neurosis here. Another reason not to bail out.**

Dear Howard and Shane,

Enclosed is my check for another year of the best read in town for those who are serious handicappers (read *investors*).

As far as I've been able to determine, the Follow Up is clearly one of a kind when it comes to keeping you up to date on all the important aspects of handicapping.

I want to especially thank Shane for his unending patience with my PL4 problems.

My vote is to stay with bulk mail. Right now it gets here in 3 to 4 days. I doubt if 1st class would change that very much. Anyway, in my view, it's not the speed of delivery that is important, but the contents. In fact, I just finished re-reading parts of FU #53 yesterday. The thought of when it got here never crossed my mind.

Sincerely,

R.W., California

**STAFF COMMENTS: R.W. is in the minority re: the bulk mailing of the Follow Up. The vote is coming in for 1st Class mailing.**

Dear Doc, Shane and all helpful Associates:

I want to thank you again for the PL3, Quad-Rater & Synergetic Match Up II. They have worked exceptionally well. These along with your informative articles in the Follow Up have been most valuable.

I don't get to the track often because our meet has just started and prior to that we were receiving some simulcasts from Santa Anita, Turf Paradise and Turfway Park and I was only able to get to play these tracks on the weekends as I'm still employed in my day job.

It was interesting to note how important profiling is as was evident by the change in Santa Anita's profile on March 30th and April 4th. This was extremely beneficial to me and as a result my ROI for Sat. April 5th was 2.31. I must say I have had a few days like that especially at Turf Paradise and Turfway Park where you get a large field and a good mixture of horses coming from several different tracks.

I want to keep abreast of your changes in programs and I therefore am enclosing my cheque for PL4 and Prof-Rater 2 including renewal for my subscription to the Follow Up. I require the release on the 3.5 HD disk size.

I again want to thank you all for your tremendous assistance when I have phoned and also the excellent articles in the Follow Up. I don't know how you keep up as there is a lot of work put into all those articles and all your efforts are greatly appreciated.

All the very best of luck and good health to you all.  
J.B., Canada

Gloria,

... Tell Doc I agree; PL4 is the best ever!  
C.L., California

Hi folks,

...Doc, you'll be happy to know, I finally replaced "old" T-Mation. All I use now is AODDS for downloading and PL4 for handicapping!!

I always look forward to receipt of the Follow Up and read it cover to cover!

Bye Bye,  
D.F., Washington

**HERE ARE SOME COMMENTS FROM THE PACE LAUNCHER REGISTRATION FORM:**

EXCELLENT! – D.H., Washington

Good program. Like the readouts better than PL3; also easier to use PL4 – T.S., California

Super program! Would appreciate a whole article in Follow Up on when to enter "0" for SR and when not to – California

**DOC COMMENTS:** this from one of the original Thoromation testers who couldn't make it work. More proof that one person's elixir is another's poison!

Love Fractional Vector Graph! D.R., New Jersey  
**DOC COMMENTS:** This warms my soul. Many clients have indicated they don't understand it. Full explanation in Follow Up 64.

**To Shane via e-mail–**

Glad to have you on the net...

PL4 looks like a real winner...did a few comparisons of PL4 races in FU with my PL3 program -- PL4 was definitely better.

P.B., California

**DOC COMMENTS:** I'm often asked to compare PL3 and PL4. I'd rather have the distinction made by a client/user per above.

Dr. Sartin/Shane

Enclosed is my renewal for the Follow Up, best racing publication of the last decade, and my payment to attend the April 27th 1997 Beaumont Workshop. Please forgive the delay in returning the PL3 disk. PL4 is right on target.

Thank you all,  
V.S., California

Dear Follow Up Staff,

If eliminating the bulk mail option would make your lives a little less complicated, please feel free. You've got my vote. And keep up the good work. I really appreciate your efforts in putting out a first rate publication.

Sincerely,  
D.K., California



## ***Client Reports...***

### ***Secrets of Success • Modeling/Profiling***

***"In the diagnosis and cure of disease, there are no rules. The physician must make determinations from recognizing tendencies and patterns..."***

*Medical school textbook*

Reports from clients using their Prof-Rater in conjunction with Pace Launcher 4 and other advanced programs are now in. I've reviewed a cross section of reports from a number of different clients, all of whom have proven to be quite astute. Reports come from distinctly different geographical locations such as New York, Florida, Illinois, California, Canada and the Pacific Northwest.

Some took to profiling like ducks to water, having no problems in correlating profiles, by distance, with readouts from Thoromation, Quad-Rater and Pace Launcher. Others had initial problems when trying to establish narrowly defined numerical profiles drawn only from the EARLY/LATE DIFFERENCES. A few were seemingly perplexed when attempting to create parameters based on NUMERICAL AVERAGES instead of looking for correlating CLUSTER groups.

The purpose of this article is to demonstrate how they reconciled some apparent disparities between readouts from Prof-Rater and those from handicapping programs.

First, let's review some ground rules from the Prof-Rater documentation in Follow Up #60. For openers let's ask ourselves Why keep a profile? My answer is that its various readouts exhibit well defined TENDENCIES of winners and in-the-money horses, with emphasis on their DIFFERENCE, so important in exotic wagering because it displays both differences and similarities between Win and Place horses for Exactas and Show horses for Trifecta bettors.

Lumping all levels of Total Energy by day, distance and surface, and trying to create an AVERAGE Early/Late Difference with NO SECONDARY corollary, produced the biggest problem. The solution lay in separating Total Energy (CLASS) by LIKE cluster groups. In a small sampling of races from a seldom run distance this might be more difficult so the answer lies in finding a secondary, more finite confirming corollary.

Key PROFILE cluster groups are: (1) Total Energy Class (2) Computer Generated ESP (3) Early/Late Difference (4) Both/And percentages (5) The NUMERICAL (not the ranking) values in E/ep and L/ep. Some clients use the 3 fractional plus-0-minus ratings from the VECTOR GRAPH. A lot of caution must be exercised in doing this because contenders who did not win their pace race will usually have a minus in fraction 3. Yet when a horse shows a PLUS on fraction 2 in both Prof-Rater and Pace Launcher 4, some sophisticated users have found it most useful.

When MODELING, the PRIME separators are TOTAL ENERGY, S P N, Computer Generated ESP, E/ep, L/ep parameters and averaging their rankings of BALANCE. Some clients who are unable to completely escape the shackles of past modeling factors still include EPR/LPR and CPR. This is okay as long as they incorporate the PRIME factors.

Many use only the old "preponderance of evidence" technique of averaging multiple factors carried over from Phase III. Hard to break old habits. If you're winning races and money doing this, fine. If not, accept and go with the paradigm change.

No procedure or computer program can create neatly defined numerical AVERAGES by distance when they do not exist. I've produced enough evidence in 25 years to prove that in racing, linear averages are virtually worthless. Yet, some persist in pursuing the 'Preponderance of Evidence' myth and get upset with me when I tell them such tactics produce confusion and ultimately a non-winning result. Those who like to average numbers and expect to find medians that are universally defining will be eternally disappointed. In horse racing, positive results gained from wagering on ratings derived from LINEAR AVERAGING are a rarity. Accepting defined PARAMETERS will bring success.

Here, for example is a 9 furlong Early Late Difference profile from LAUREL. It covers one 9 furlong race from 2-28, 2-21 and 2-23 and THREE races from 2-27. Let's view a variety of screens and then the Early-Late Difference Graph the client used to make a profile. WWW is not an actual line. It represents the client's average.

WIN PROFILE													
PACELINE DATA													
PACELINE DATA													
#	DATE	RN	DIST	S	1stC	2ndC	3rdC	FinC	BL1	BL2	BLS	BLF	SK
1	0228F	9	9.0	D	48.2	113.3	139.3	152.3	0.00	0.00	0.00	0.00	75
2	0227F	6	9.0	D	47.3	111.4	137.0	150.0	0.00	0.00	0.00	0.00	88
3	0227F	4	9.0	D	48.0	113.0	138.0	150.3	9.00	3.50	0.00	0.00	85
4	0227F	3	9.0	D	49.1	115.0	142.1	155.3	3.00	3.00	0.00	0.00	60
5	0223F	2	9.0	D	49.0	113.4	139.0	151.4	0.00	0.00	0.00	0.00	79
6	0221F	4	9.0	D	49.0	115.0	142.2	156.4	6.50	5.00	3.00	0.00	54
7	WWW	0	9.0	D	48.3	113.4	139.4	152.5	3.08	1.91	0.00	0.00	75

WIN PROFILE													
Late/Early Difference Graph													
#	DATE	RN	N	DIF	LATE	EARLY	TOTAL R						
1	0228F	9		-9.0			157.70- 4						
2	0227F	6		-4.0			161.84- 1						
3	0227F	4		-20.0			160.31- 2						
4	0227F	3		-14.0			153.47- 6						
5	0223F	2		-15.0			159.21- 3						
6	0221F	4		-12.0			151.78- 7						
x 7	WWW	0		-12.8			157.13- 5						

Note: ALL computer generated ESP's are OTHER THAN EARLY.

The low Late Differential is -4.0 for the horse with the HIGHEST TOTAL ENERGY The next highest Total Energy horse has the widest E/L minus disparity of all: -20. WWW represents an average of the six horses profiled. It is 12.33. The client made it 12.8 for understandable reasons of his own. He actually uses 16.8, for reasons he can also justify. One pertinent fact is established here: At this point in time, all 9 furlong winners at Laurel ran sustained.

Putting these same lines through Pace Launcher 4 we see an IDENTICAL RAW GRAPH. The reason for this, of course, is because Prof-Rater readouts are all RAW. They show what the horses ACTUALLY did.

Late/Early Difference Graph -- RAW

LRL 3-8-97 1 9 D

#	NAME	LN	N	DIFF	LATE	EARLY	TOTAL	R
1	0228	9		-9.0			157.70	4
2	0227	6		-4.0			161.84	1
3	0227	4		-20.2			160.30	2
4	0227	3		-14.0			153.47	6
5	0223	2		-15.0			159.21	3
6	0221	4		-12.0			151.78	7
7	www*	8		-13.0			157.13	5

Putting these same lines (sans WWW) through Pace Launcher 4 and saying YES to EQUALIZE DISTANCES, gives us a graph with different numbers.

DO NOT DO THIS

Late/Early Difference Graph -- ATM

LRL 3-8-97 1 9 D

#	NAME	LN	N	DIFF	LATE	EARLY	TOTAL	R
1	0228	9		-15.0			158.02	4
2	0228	6		0.0			161.99	1
3	1227	4		-14.0			161.52	2
4	0227	3		-30.0			153.62	5
5	0023	2		-11.0			160.00	3
6	0021	4		-30.0			151.88	6

In handicapping a race in which ALL HORSES ARE FROM SAME DISTANCE, say "NO" to Equalize the distance.

Playing devil's advocate, a Maryland client said he didn't understand this, despite my explanation in a past Follow Up. Before the re-explanation, I repeat the admonition: When ALL horses are coming from the same distance, DON'T EQUALIZE their lines.

PROFILES are all made from the same distances, this is why their is NO "equalize distance" option on Prof-Rater. A race in which ALL horses are coming from the same ROUTE distance is rare when handicapping. When it does occur, regardless of distance, say "NO" to Equalization. Now the re-explanation:

Handicapping with Pace Launcher 4:

When EQUALIZING DISTANCES of routes of 9 and 9.5 furlongs to shorter routes, between 8 and 8.5 furlongs, fractional times are generally altered. This is because when horses from longer routes shorten up they usually don't run the same fractional velocities as they would in a LONGER route. Horses from longer routes who successfully go into shorter routes tend to compensate for the shorter distance with fractions more compatible to today's distance. Pace Launcher's DISTANCE EQUALIZER makes an appropriate adjustment for this.

On the following page are interesting examples taken from the actual 8.5 and 9 furlong races run at LAUREL between March 12 thru 16.

ACTUAL 8.5 furlong (P.O.R.)

FPS AND ENERGY -- RAW

LRL 3-8-97 6 8.5 D

<-

FPS

-><-

ENERGY

->

NAME	L	N	T	TOT	R	DEF	F1	F2	F3	SC	F1	F2	F3	MED-E
8.5	0			155.22	- 4	4.03	54.55	51.56	49.11	53.51	35.14	33.22	31.64	68.36
8.5	0			154.68	- 7	4.57	53.01	51.97	49.70	52.66	34.27	33.60	32.13	67.87
8.5	0			159.25	- 1		52.80	53.23	53.23	52.94	33.16	33.42	33.42	66.58
8.5	0			155.15	- 5	4.10	55.46	51.16	48.53	53.95	35.75	32.98	31.28	68.72
8.5	0			153.04	- 8	6.21	55.00	51.16	46.88	53.66	35.94	33.43	30.63	69.37
8.5	0			155.08	- 6	4.17	54.77	50.00	50.30	53.08	35.32	32.24	32.44	67.56
8.5	0			156.01	- 3	3.24	54.55	51.16	50.30	53.37	34.96	32.79	32.24	67.76
8.5	0			156.62	- 2	2.63	56.41	51.97	48.25	54.85	36.02	33.18	30.80	69.20

HI/LO Difference = 6.21 Average = 155.63

54.57 51.52 49.54

ACTUAL 9 furlong. (P.O.R.)

FPS AND ENERGY -- RAW

LRL 3-8-97 5 9 D

<-

FPS

-><-

ENERGY

->

NAME	L	N	T	TOT	R	DEF	F1	F2	F3	SC	F1	F2	F3	MED-E
9	0			157.70	- 5	4.14	54.55	52.38	50.77	53.80	34.59	33.22	32.19	67.81
9	0			161.84	- 1		55.46	54.55	51.83	55.15	34.27	33.70	32.03	67.97
9	0			153.59	- 7	8.25	53.66	51.16	48.77	52.80	34.94	33.31	31.75	68.25
9	0			152.02	- 8	9.82	53.88	50.77	47.37	52.80	35.44	33.40	31.16	68.84
9	0			159.21	- 4	2.63	53.88	53.23	52.11	53.66	33.84	33.43	32.73	67.27
9	0			157.21	- 6	4.63	54.32	52.38	50.51	53.66	34.55	33.32	32.13	67.87
9	0			160.56	- 3	1.28	55.93	52.80	51.83	54.85	34.83	32.88	32.28	67.72
9	0			157.21	- 6	4.63	54.32	52.38	50.51	53.66	34.55	33.32	32.13	67.87
9	0			160.65	- 2	1.19	54.55	54.55	51.56	54.55	33.95	33.95	32.10	67.90

HI/LO Difference = 9.82 Average = 157.78

54.50 52.48 50.58

8.5 furlong EQUALIZED TO 9 furlong.

FPS AND ENERGY -- RAW

EQUALIZED LINES

LRL 3-8-97 5 8.5 D

<-

FPS

-><-

ENERGY

->

NAME	L	N	T	TOT	R	DEF	F1	F2	F3	SC	F1	F2	F3	MED-E
9	0			156.87	- 5	3.91	53.88	52.38	50.61	53.37	34.34	33.39	32.26	67.74
9	0			160.78	- 1		55.93	54.55	50.30	55.46	34.79	33.92	31.29	68.71
9	0			152.46	- 7	8.32	52.38	50.38	49.70	51.70	34.36	33.05	32.60	67.40
9	0			150.63	- 8	10.15	52.38	50.00	48.25	51.56	34.78	33.19	32.03	67.97
9	0			158.82	- 4	1.96	53.66	54.55	50.61	53.95	33.79	34.34	31.87	68.13
9	0			156.58	- 6	4.20	53.66	53.23	49.70	53.51	34.27	33.99	31.74	68.26
9	0			160.17	- 2	0.61	55.46	54.10	50.61	55.00	34.63	33.77	31.60	68.40
9	0			156.58	- 6	4.20	53.66	53.23	49.70	53.51	34.27	33.99	31.74	68.26
9	0			159.27	- 3	1.51	55.00	53.66	50.61	54.55	34.53	33.69	31.78	68.22

HI/LO Difference = 10.15 Average = 156.91

54.0 52.89 50.01

I used P.O.R here because it was the simplest way to demonstrate that all winners, even those that might go wire to wire, ran more LATE than early. This is a fast way to view E/L tendencies. When making an actual profile, use of Pace of Horse.

1st Observation: The average 9 furlong race at Laurel during this time frame featured horses of higher (TE) class than at 8.5 furlongs. For the week, the Average Total Energy at 8.5 furlongs was 155.63. At 9 furlongs it was 158.05 That's + 2.42, a significant CLASS difference. Ordinarily we'd expect MORE Total Energy at 8.5 furlongs. If I lived in Maryland I'd research this to see if it's a CONSTANT or just a peculiarity of THIS week.

2nd Observation: The Lo-Hi E/L difference horses in this profile: 02/27-6 and 02/27-4, are the two highest Total Energy CLASS horses in the profile. They were BOTH prohibitive favorites. One went wire-to-wire, the other won from far off the pace. What this tells me is the HIGHER the CLASS the more disparity I can expect on the E/L graph. That in itself is a corollary. In handicapping the two races both horses were High on Bottom Line and EVEN on Betting Line. When linking these factors together I will accept a deviation from the MEAN when contenders meet the above criteria.

In the LRL 9 furlong Profile 0227-4 and 0227-6 both had an 8 point deviation from the E/L Diff Mean of 12. In the final analysis that becomes acceptable when dealing with contenders with the HIGHEST TE Class level in the profile. (This is precisely why I put TE Class on the E/L Difference Graph).

A WORD OF WARNING: My analysis is based solely on this specific LRL 9 furlong Profile. You will encounter similar situations. Solve them with reasoning that is applicable to actual circumstances.

This exercise goes back to an EARLY problem faced by several clients. They tried to tailor their bets to a NARROW linear range based ONLY on E/L Difference. They slavishly adhered to a numerical average letting it supersede all Profiling AND Handicapping factors. They bet against some obvious choices and lost. After consultations with me they expanded their E/L Diff parameters, relied more on a combination of linking corollaries and resumed winning.

Since 9 and 9.5 furlong routes will usually run altered fractions when going against runners from shorter routes, we compensate when EQUALIZING the distance of 9 and 9.5 furlong horses going into shorter routes. In doing his visual Voodoo-Karma Match Up, "The Hat" also recognizes this and makes a mental time adjustment.

Here are some fractional examples in F-P-S from this same week:

	1f	2f	3f
@ 9.0 f.	54.50	52.68	50.58
@ 8.5 f.	54.57	51.52	49.54

ACTUAL DIFF:	1f	2f	3f
	.07	1.06	1.0
@ 9 f			
EQUALIZED	1f	2f	3f
TO 8.5 f.	54.00	52.89	50.01

TOTAL RAW DIFF:  
+(plus) 2.13

9f - 8.5f.

EQUALIZED	1f	2f	3f
DIFF..	-.50	+.21	-.47

TOTAL EQUALIZED DIFF  
- (minus) .76

An ACTUAL difference total of + 2.13 reduced through EQUALIZATION down to a -.76. Far more realistic. Using actual 9 furlong fractions in shorter routes would almost always project the 9 furlong horse as the winner because of its apparently faster 2nd and 3rd Fraction, HE and SP. We ALL know that 9 furlong horses do not win every time they enter a shorter route. The internal EQUALIZATION adjustment compensates.

Clients whose linear nature prevents them for accepting these facts should just look at route races without equalizing distances.

Profiles from shorter distances tend to produce more tidy, narrowly defined profiles and are easier to separate by those "cluster groups" mentioned before. In any event, don't rely on any one corollary such as the Early/Late difference graph. Even in Lrl's slightly disparate 9 furlong profile, the BOTH/AND graph is more telling.

Early-Sustained BOTH/AND Difference Graphic -- RAW

LRL 3-8-97 1 9 D

#	NAME	L	N	%EARLY	%SUST
1	0228	9	44.5		55.5
2	0228	6	47.7		52.3
x 3	1227	4	38.6		61.4
4	0227	3	40.6		59.4
5	0023	2	41.1		58.9
6	0021	4	41.6		58.4

The 9 furlong Lrl PROFILE lines as seen on the BOTH/AND percentage graph.

A much CLOSER profile: only ONE race under 40%. Those who might have had trouble reconciling the E/L Diff. should have no problem when viewing the BOTH/AND graph. Missing from the readouts is a PLACE profile. I'd like to see how Place horses are expending their energy in order to enjoy Exacta profits.

The Maryland client sent an actual race in which contestants came from three different distances that he equalized. He questioned the apparent disparities between his profile and his handicapping readouts.

Here is the race:

LINES

LRL 3-8-97 2 9 D

#	NAME	L	DIST	S	1stC	2ndC	3rdC	FnlC	BL1	BL2	BLS	BLF	SR	TV	ADJ	N	T
1	MEDAL	4	9.0	D	49.2	115.0	140.3	153.0	2.00	0.00	2.00	4.50	68	36	8.0		
2	PLEAS	1	9.0	D	47.2	112.4	138.2	151.4	5.00	7.00	6.00	6.75	72	23	2.5		
3	J J'S	4	9.0	D	48.1	113.0	138.3	151.2	5.75	5.75	9.00	10.00	71	16	2.0		
4	NORTH	1	9.0	D	47.2	112.4	138.2	151.4	8.75	4.00	1.50	1.50	77	23	2.5		
5	SNOWR	5	9.0	D	49.1	115.0	140.3	153.3	8.00	4.00	0.00	0.00	70	12	-3.0		
x 6	WWW	0	9.0	D	49.2	114.1	139.4	153.0	3.08	1.91	0.00	0.00	73	17	0.0		

And the PROFILE readouts - lines NOT equalized.

Late/Early Difference Graph -- RAW

LRL 3-8-97 2 9 D

#	NAME	LN	N	DIFF	LATE	EARLY	TOTAL	R
1	MEDL	4	2	-11.5			155.35-	5
2	PLEAS	1	4	-7.3			156.87-	4
3	J.J.S	4	5	-12.5			157.68-	1
4	NORTH	1	2	-6.5			156.83-	3
5	SNOW	5	3	-21.0			154.87-	6

Early-Sustained BOTH/AND Difference Graphic -- RAW

LRL 3-8-97 2 9 D

#	NAME	L	N	%EARLY	%SUST	
1	MEDL	4	2	42.5		57.5
2	PLEAS	1	4	45.3		54.7
3	J.J.S	4	5	42.3		57.7
4	NORTH	1	2	46.0		54.0
5	SNOW	5	3	36.5		63.5

Now, using only the 8.5 furlong races EQUALIZED to 9 furlong.

Late/Early Difference Graph -- RAW

LRL 3-8-97 2 9 D

#	NAME	LN	N	DIFF	LATE	EARLY	TOTAL	R
1	MEDL	4	2	-16.5			156.51-	3
2	PLEAS	1	4	-12.3			157.31-	2
3	NORTH	1	2	-11.5			158.03-	1
→ 4	SNOW	5	3	-26.0 X			155.95-	4

Early-Sustained BOTH/AND Difference Graphic -- ATM

LRL 3-8-97 2 9 D

#	NAME	L	N	%EARLY	%SUST	
1	MEDL	4	2	41.2		58.8
2	PLEAS	1	4	42.8		57.2
3	NORTH	1	2	43.5		56.5
→ 4	SNOW	5	3	33.5 X		66.5

SNOW appears DEVIANT. Yet, we must ask ourselves DOES SNOW BELONG IN THIS RACE?. The client used the horse because it WON its pace race. But look at the TOTAL ENERGY CLASS level at which it won: 155.35.

SNOW'S Computer Generated ESP says LATE. With the LEAST Late Energy Potential (L/ep), as well as the least E/ep) SNOW is not a contender.

The AVERAGE Total Energy for winners on the 9 furlong PROFILE was 157.38. SNOW, with 155.35 is over its head in this race. From its 8.5 furlong paceline, equalized to 9 furlong, the Winner has a TE of 159.30, HIGH for the race. With only 155.35 TE, SNOW should be compared in another Profile CLUSTER group; one comprised of horses with similar Total Energy.

ENERGY GENERATOR -- ATM

LRL 3-8-97 2 9 D

#	NAME	L	N	T	Total R	DEF	Hid R	Fx R	%Med	E/EP R	L/EP R	ESP
1	MEDL	4	2		159.30- 1		66.35- 2	66.61- 3	67.04	75.45- 2	75.07- 1	SUS
2	PLEAS	1	4		158.07- 3	1.23	65.21- 5	67.10- 1	67.70	75.26- 3	74.23- 3	SUS
3	J.J.S	4	5		158.05- 4	1.25	65.95- 3	66.32- 5	67.73	75.26- 3	74.20- 4	SUS
4	NORTH	1	2		158.80- 2	0.50	65.77- 4	66.57- 4	67.66	75.49- 1	74.49- 2	SUS
5	SNOW	5	3		155.35- 5	3.95	66.37- 1	66.85- 2	66.79	74.05- 4	73.93- 5	LAT

HI/LO Difference = 3.95 Average = 157.91

In this race, won by MEDL, SNOW came in last, evidencing that it did not belong in the same profile with the top 3 contenders, who were also the 1st three finishers.

Late/Early Difference Graph -- ATM

LRL 3-8-97 7 9 D

#	NAME	LN	N	DIFF	LATE	EARLY	TOTAL R
1	MEDL	1		-11.6			154.98- 1
2	NORT	1		-14.1			154.28- 2
3	JJ'S	1		-29.6			153.68- 3

Early-Sustained BOTH/AND Difference Graphic -- ATM

LRL 3-8-97 7 9 D

#	NAME	L	N	%EARLY	%SUST	
1	MEDL	1		42.4		57.6
2	NORT	1		49.5		59.5
3	JJ'S	1		36.8		64.2

## SECOND RACE

### Laurel

MARCH 8, 1997

1 1/4 MILES. (1475) CLAIMING. Purse \$5,700. 4-year-olds and upward which have not won two races since October 1, 1996. Weight, 122 lbs. Non-winners of a race at one mile or over since January 11, allowed 3 lbs. A race at one mile or over since December 11, 5 lbs. Claiming price \$5,000; for each \$300 to \$4,000, allowed 2 lbs.

Value of Race: \$5,645 Winner \$1,200; second \$1,200; third \$333; fourth \$345; fifth \$172. Mutuel Pool \$40,807.00 Exacta Pool \$62,854.00

Last Raced	Horse	M/E	Q	A	Wt	PP	St	1/4	1/2	3/4	Str	Fin	Jockey	Cl's Pr	Odds \$1
22Feb97 5Lr17	Medal Winner	Lb	5	117	1	4	11	13	13 1/2	11 1/2	14 1/2		Douglas F Gt	5000	3.40
12Feb97 9Lr12	Northern Lion	Lf	10	117	4	2	32	31	29	29	23 1/2		Johnston M T	5000	8.50
10Jan97 9Lr15	JJ's Vamouse	Lf	5	108	3	1	5	5	42	38	31 1/2		Cormier L H5	4000	18.50
12Feb97 9Lr14	Pleasant Date	Lbf	8	117	2	3	22	21 1/2	3rd	41	44		Hutton G W	5000	5.00
1Jan97 9Lr15	Snowrico's Alden	Lb	5	114	5	5	4th	41	5	5	5		Grove P	5000	7.60

OFF AT 1:33 Start Good. Won driving. Time, :24 1/2, :49 1/2, 1:14, 1:39 1/2, 1:53 1/2 Track fast.

\$2 Mutuel Prices:

1-MEDAL WINNER	8.00	2.50	2.10
5-NORTHERN LION		2.10	2.10
4-JJ'S VAMOUSE			2.20

\$2 EXACTA 1-5 PAID \$18.40

Properly eliminating SNOW from the 8.5 Profile produces no confusing disparity. All three in-the-money finishers are well within the -12 cluster range. When the client established 16.8 E/L Difference instead of the 12.8 average, he made the proper relative evaluation based on his not choosing to make a PROFILE delineation based on TOTAL ENERGY CLASS clusters. Since many of you will not make such distinctions, you'll have to do as the client did: *Expand* your parameters by arbitrarily accepting a wider numerical range, as in the client's example: from 12.8 to 16.8.

Even this would be unnecessary if more corollaries were consulted.

Be aware that a horse hopelessly beaten and not a contender today, may fit perfectly the E/L parameters. NEVER bet from a profile unless it is substantiated by HANDICAPPING FACTORS!.

Here is an updated 9 furlong PROFILE WITH

and WITHOUT SNOW:

## CLIENT 9 F. PROFILE

### WITH SNOW: LINEAR AVERAGE

=12.33 MED = 12  
Low-4 is to 2nd low-9 = 5  
Hi-20 is to 2nd Hi-15 = 5  
Low is to Hi\* = 16  
Low is to Median = 8  
Med is to Hi = 8

## PROFILE

### WITHOUT SNOW: LINEAR AVERAGE

= 9.45 MED = 9.5  
Low-to 2nd low- 9 = 5  
Hi-15 to 2nd Hi-14 = 1  
Lo is to Hi = 11  
Lo is to Median = 5.5  
Med is to Hi = 5.5

\* Approximates the 16.8  
used by client

If everyone would think in terms of RELATIVE clusters instead of linear averages, they would profit more from their Profiles, Models and their handicapping programs.

Worse Case Scenario: For those insisting upon making linear cutoffs and won't use MORE than the E/L Diff, the - 20 winner would be out. Making the Hi-Low Diff. (4-15) or 9 points. In doing so ONLY ONE winner from the clients 9 furlong profile would be eliminated. It paid \$6.20.

Those choosing to go the OTHER way, eliminating the -4. would get a differential between 9-20, 11 points. IT paid \$4.00. The lesson is, DON'T LIMIT your use of corollaries to ONE.

The directions from Follow Up #60, page 16, BOXED and in BOLD type state:

**In using Total Energy to delineate readouts and you detect a deviant race you may pass or use a secondary corollary or corollaries to determine a match. The prime secondary corollary is the computer generated ESP. Your next consideration should be given to Percent Median and Final Fraction parameters. To avoid risk, find two corollaries that match.**

*PARABLE: A boy went out walking and viewed a forest of pines. He saw that several of the trees were dying and went home deeply saddened. When he explained why, his father told him to go back to the forest and count all the live, healthy trees. He did so and found an overwhelming abundance of them. He became so busy counting the healthy trees that he no longer saw the dying one's. He returned home filled with joy.*

Dean Millward, an amazingly consistent winner from B.C. Canada, downloads tracks from throughout North America. When he first started using his Prof-Rater, his profits shrunk because tried to fit his win and in-the-money choices into TOO TIGHT a profile based on making linear averages. If he came up with a BOTH/AND average like 54 or and EARLY/LATE diff of minus 14, he only allowed TWO points on either side of those averages. TOO restrictive. Further he lumped ALL horses from a given distance into a SINGLE profile with NO consideration of TOTAL ENERGY CLASS distinctions.

After seeking and taking our advice, he began sorting by TOTAL ENERGY, computer generated ESP, Both E/L Difference and BOTH/AND graphs. E/ep and L/ep Numbers (not rankings) and their BALANCE, SPN Ratings (again NOT rankings). He also avoided horses that fit the parameters ONLY, but had little chance of winning or being in-the-money based on the continuity of their beaten lengths and over all performance.

SUMMARY: Profiling is TOOL to help you spot TENDENCIES and discern PARAMETERS within CLUSTER GROUPS as described herein. It is not designed to create ABSOLUTES derived from linear averaging. In the case of the client's 9f LRL Profile, I would be content to know that, until proven otherwise, NO winner ran Early and ALL had computer generated ESP's that were OTHER THAN early; and to expect the widest parameter range to come from the HIGHEST TE CLASS entrants.



FROM TERRY POWLEDGE - BEAUMONT WORKSHOP, APRIL 1997

RACE # \_\_\_\_\_ DIST: \_\_\_\_\_ D-T CL: \_\_\_\_\_

PP# \_\_\_\_\_ NAME: \_\_\_\_\_ ODDS \_\_\_\_\_

DRF=V# \_\_\_\_\_ VISUAL SETS UP: EARLY LATE

WINNER TO COME FROM? EARLY SUSTAINED

1F \_\_\_\_\_ 2dF \_\_\_\_\_ 2dCALL \_\_\_\_\_

3dF \_\_\_\_\_ FINAL TIME \_\_\_\_\_

WILL HORSE TRY FOR LEAD ? YES NO

GET THE LEAD 1/4 YES - NO / 1/2 YES NO

KEEP LEAD? 1/4 YES - NO / 1/2 YES NO

NTL 1 - 2 - 3 - 4 LONE EARLY? YES NO

CAN THIS HORSE GATE / WIRE YES NO

V- ESP E / EEP - EP - P - SP - S - L

ENG ESP= E / EP / P / SP / S / L

HAT= 1 2 3 4 / PRC 1 2 3 4

APV= 1 2 3 4 /E# \_\_\_\_\_ P# \_\_\_\_\_ S# \_\_\_\_\_

AODSLS 1 2 3 4 / SPN= 1 2 3 4

TE= 1 2 3 4 OPPOSITE ENERGY? YES

E/DC = 1 2 3 4 SC= 1 2 3 4

3F= 1 2 3 4 HID= 1 2 3 4

FX= 1 2 3 4 %MED= (OE) 1 2 3 4

E/EP # \_\_\_\_\_ L/EP # \_\_\_\_\_

BL= 1 2 3 4 QR= 1 2 3 4

QLS = 1 2 3 4 Q GRAPH 1 2 3 4

THOROMATION = E1 S1 - E2 S2/E3 S3/E4/S4

DPH\$= YES THORO-FINISH 1 2 3 4

TAND RACE? YES NO T-BEST? YES NO

REMARKS: \_\_\_\_\_

W=\$ \_\_\_\_\_ P=\$ \_\_\_\_\_ S=\$ \_\_\_\_\_

PLA2DOC

RACE # \_\_\_\_\_ DIST: \_\_\_\_\_ D-T CL: \_\_\_\_\_

PP# \_\_\_\_\_ NAME: \_\_\_\_\_ ODDS \_\_\_\_\_

DRF=V# \_\_\_\_\_ VISUAL SETS UP: EARLY LATE

WINNER TO COME FROM? EARLY SUSTAINED

1F \_\_\_\_\_ 2dF \_\_\_\_\_ 2dCALL \_\_\_\_\_

3dF \_\_\_\_\_ FINAL TIME \_\_\_\_\_

WILL HORSE TRY FOR LEAD ? YES NO

GET THE LEAD 1/4 YES - NO / 1/2 YES NO

KEEP LEAD? 1/4 YES - NO / 1/2 YES NO

NTL 1 - 2 - 3 - 4 LONE EARLY? YES NO

CAN THIS HORSE GATE / WIRE YES NO

V- ESP E / EEP - EP - P - SP - S - L

ENG ESP= E / EP / P / SP / S / L

HAT= 1 2 3 4 / PRC 1 2 3 4

APV= 1 2 3 4 /E# \_\_\_\_\_ P# \_\_\_\_\_ S# \_\_\_\_\_

AODSLS 1 2 3 4 / SPN= 1 2 3 4

TE= 1 2 3 4 OPPOSITE ENERGY? YES

E/DC = 1 2 3 4 SC= 1 2 3 4

3F= 1 2 3 4 HID= 1 2 3 4

FX= 1 2 3 4 %MED= (OE) 1 2 3 4

E/EP # \_\_\_\_\_ L/EP # \_\_\_\_\_

BL= 1 2 3 4 QR= 1 2 3 4

QLS = 1 2 3 4 Q GRAPH 1 2 3 4

THOROMATION = E1 S1 - E2 S2/E3 S3/E4/S4

DPH\$= YES THORO-FINISH 1 2 3 4

TAND RACE? YES NO T-BEST? YES NO

REMARKS: \_\_\_\_\_

W=\$ \_\_\_\_\_ P=\$ \_\_\_\_\_ S=\$ \_\_\_\_\_


PLA2DOC

## A Winners Checklist -

Airline pilots are required to complete a check-off before taking off or landing. This is Terry's pre-wagering procedure for winning!

Photocopy for your own use

# Anatomy of a Problem Race



**Guest Analyst:** Vaughn Youtz

Pace Launcher 4 is such a wonderful program. I cannot believe the number of longshot winners I'm getting. Normally, \$7.00 to \$14.00 mutuels are my forte, but during the current Santa Anita meet, I've hit on at least a dozen \$20.00 plus mutuels and most of my play is on the weekends. Truly amazing.

Vaughn Youtz

***Doc comments: Vaughn makes proper use of all the vital Pace Launcher 4 readouts, including the Early-Late Potential and Pace Graph. As a result, he gets the Exacta and Trifecta with NO decision-making problems. Despite the fact that he lives within 30 miles of the O. Henry House office, he had no special, hands-on training in using the program. He figured it out for himself by carefully reading directions and the Follow Up. The plethora of long shots he reported is exactly what the program is designed for.***

**Just another "Longshot" win using Pace Launcher 4**

by Vaughn Youtz

It's Derby Day, April 5, 1997, at Santa Anita. I'm at the track to photograph the Derby for the newspaper I work with. As I worked up a few races I could play during the day, the 2nd, a \$20K claimer for 4 and up at 8.5F REALLY caught my eye. There was little speed in the race, a chance for a wire to wire winner. My job was to find the horse that was going to make the lead.

Generally, I do the majority of my work before turning on the computer, and I urge you to do the same. First I'll go through pace line selection and point out and confirm eliminations. The one horse that caught my eye in this race was the one horse Half Past Ten. After a quick analysis, I knew that I would be betting this horse because Half figured to be on or near the lead in this race. I used line #3. Sandlick is a no form type and ultimately an elimination, use line #4, best of last three at the distance. Hooten Harry also caught my eye and was my eyeball pacesetter, the only E-type in the race and a must use horse. The pace line is another story. I used line #7 with the following in mind. In his last seven races, Hooten had one sprint, a turf race and three off track races. The use of line seven is, thus, actually his second race at distance, if you include the the mile fiasco two back. Cool Cadillac, was going to be an elimination in my mind, I used the last line. Straight to Bed is a contender here, line three, with a marginal variant, is the line to use. Olanthe looked to be a little light with these, I used line four, passing over the off-track line. Cee Ghee, is no form and an elimination in my mind. Again, give this horse a chance with line 6 with a sprint, and turf race and an off-track race in his last six races. Finally, Walk Point looked OK, I used line two.

Now, let's look at eliminations via the hide command in vital factors. Let's get low SPN's Sandlick and Cool Cadillac out of here. Hide 'em. I want to make one more elimination now because I prefer to have only five horses or less in the mix. The horse I'm looking to eliminate is Cee Ghee. Although his SPN #4 outranks Hooten, this is a no form horse in a competitive race. I looked to bottom line/betting line where Cee was ranked last in both readouts and decided to hide the horse. If this horse had a higher ranking here or would have been a top two pace factor horse, I would have left him in. At this point, however, Cee is a hide/elimination.

Going back to Vital Factors we have the following:

Half Past Ten: SPN #1  
Hooten Harry: SPN #5  
Straight to Bed: SPN #2(tie)  
Olanthe: SPN #2  
Walk Point: SPN#4

Now, I want to see how long Hooten Harry is going to hold the lead in here, so let's go to the pace screen. This screen tells me is that Hooten is going to be on the lead past the second call and, in fact, could go wire to wire in a pacesetter race. The wire to wire

notation in the Vital Factors screen also points this out. When this notation appears in a race with little speed, make sure to use this horse in your wagering decisions if it has a top five SPN.

At this time I'll go to the Early Sustained Both/And Graph and generate an early rating for each remaining contender. If you profile and model using Prof-Rater II, you'll find that each distance/surface falls within certain parameters in % Early and % Sustained. I then to look only at % Early, knowing full well that the difference between % Early when compared to % Sustained will equal 100. Let's look at % Early for the remaining contenders.

Half is 49.9%  
Hooten is 52.8%  
Straight is 47%  
Olanthe is 48.6%  
Walk is 45.8%

My profile for the 20 odd days leading up to this race indicated that the winner will fall between 53% and 47% early. My model indicated the winner should fall between 54.5% and 46.5% early. Since this race figures to be run early, higher % Early types are preferred. At this point Walk becomes a non-winner of this race in my mind. All the others seem to be OK on this point, although Straight has a fairly low % Early considering this race figures to run early. Hooten looks especially good with his 52.8% Early and Half looks OK.

Olanthe is the last horse to look at before reaching a wagering decision. His SPN #2 ranking is not to be taken lightly. What really worried me about this horse was its low total energy. Let's look at the Early/Late Energy Potential Graphic for some answers. See how Olanthe is fourth both early and late and has the lowest total energy figure. I decided this horse was a non-wagering proposition at this point.

OK. Now let's look at bottom line/betting line for the wagering information. The adjusted betting lines are:

Half 3/2  
Straight 2/1  
Walk 2/1  
Olanthe 3/1  
Hooten 3/1

Half is 22-1 today. I hope it's clear to all that this is a must win and place bet. Straight is nearly 1-1 and is NOT a win bet. Walk at nearly 3-1 is a marginal win bet and with his negative % Early, a drop from win consideration. That leaves Hooten and Olanthe under consideration for the second win wager. As mentioned above, Olanthe has low total energy here and Hooten has the wire to wire notation and the positive % Early figure. In my mind, Hooten was a simple choice for the second win wager. For the

## Early/Late Energy Potential Graph -- ATM

SA 4-5-97 2 8.5 D

#1  
EP/P  
PL

# NAME L N	EARLY R	LATE R	TOTAL R
1 HALF 3 3 W	76.98 2	75.52 3	162.65 3
2 HOOTE 7 1 #1 E/P P	77.14 (1)	75.27 5	162.87 1
3 STRAI 3 3	76.88 3	75.78 2	162.71 2
4 OLANT 4 3	76.72 4	75.29 4	162.06 5
5 WALK 2 3	76.67 5	75.87 1	162.54 4

## Composite

#	NAME	L	N	T	EPR	LPR	CPR	TT	HID	FW	FX	LS	RANK
1	HALF	3	3		2	2	1	3	3	1	1	13	1
2	SANDL	4	4		5	6	7	7	8	7	3	43	6
3	HOOTE	7	1		1	5	2	1	5	5	5	24	2
4	COOL	1	3		7	4	6	6	7	6	7	43	5
5	STRAI	3	3		5	1	4	5	4	2	2	23	3
6	OLANT	4	3		4	2	4	2	2	3	6	23	3
7	CEE G	6	2		3	3	3	4	6	4	2	25	4
8	WALK	2	3		6	1	5	2	1	4	4	23	4

## Composite -- ATM

#	NAME	L	N	T	EPR	LPR	CPR	TT	HID	FW	FX	LS	RANK
1	HALF	3	3		2	4	1	4	4	2	1	18	1
2	HOOTE	7	1		1	5	2	1	5	4	3	21	3
3	STRAI	3	3		4	1	3	5	3	1	1	18	2
4	OLANT	4	3		3	3	4	3	2	3	4	22	5
5	WALK	2	3		5	2	5	2	1	3	2	20	4

## RAW

BOTTOM  
LINE  
LS

BETTING  
LINE  
ODDS

1 HALF	21.5	EVEN
2 OLANT	13.3	3-1
3 WALK	13.0	3-1
4 STRAI	12.5	7-2
5 HOOTE	12.0	7-2
6 CEE G	11.0	4-1

## ADJUSTED

BOTTOM  
LINE  
LS

BETTING  
LINE  
ODDS

1 HALF	17.0	3-2
2 STRAI	15.5	2-1
3 WALK	13.5	3-1
4 HOOTE	12.0	7-2
5 OLANT	11.3	4-1
6 CEE G	10.5	9-2

### 3625--SECOND RACE. 1 1/16 MILES. Purse \$24,000. 4-year-olds and up. Claiming price \$30,000-18,000.

Index	Horse and Jockey	WL	PP	ST	1/4	1/2	3/4	Str.	Fin.	To \$1
3605	Half Past Ten, J Scott	118	1	1	2 1/4	2 1/4	2 1/4	3 1/4	1st	22.10
3327	Hooten Harry, O Barrio	118	3	5	1st	1 1/4	1 1/4	1st	2nd	6.50
3618	Straight To Bed, M Pedroza	118	5	2	4 1/4	3rd	3rd	2nd	3 3/4	1.20
3378	Walk Point, J Garcia	118	8	8	8	8	8	5 1/4	4 1/4	2.70
3335	Cool Cadillac, G Almeida	118	4	8	5th	6 3/4	4th	4 1/4	5 1/4	10.10
3428	Olanthe, A Sola	118	6	7	7 1/4	7 1/4	7 1/4	7 1/4	8th	8.10
3368	Cee Ghee, J Espinoza	118	7	4	6 1/4	5 1/4	5 1/4	6 1/4	7 1/4	11.00
8299	Sandlick, B Blanc	118	2	3	3 1/4	4 1/4	8	8	8	47.00

1--HALF PAST TEN ..... 46.20 17.80 6.80

3--HOOTEN HARRY ..... 8.20 4.20

5--STRAIGHT TO BED ..... 2.80

Off: 12:33 Time: 23.2:46.3 1:11 1:36 1/5, 1:42 3/5, Track: Cloudy Fast. Winner-dbb.g.7  
 Cad-Love Amadeus Tr-Ricardo Zamora Own-Anderson & Zamora. Mutuel Pool  
 \$433,379.80. Exacta Pool \$280,990. Daily Double Pool \$222,706. Quinella Pool \$48,814.  
 Trifecta Pool \$274,799.

\$1 EXACTA (1-3) PAID \$118.00 ✓ \$2 DAILY DOUBLE (5/1) PAID \$228.00  
 \$2 QUINELLA (1-3) PAID \$132.00 ✓ \$1 TRIFECTA (1-3-5) PAID \$801.90

exotics I put Straight into the mix as follows. In the quinella Straight with Half and Hooten. In exactas, Half and Hooten over Straight and an exacta box with Half and Hooten.

And the results were: Half won by a nose paying \$46.20 to win and \$17.80 to place. Hooten was a not surprising second and produced a \$119.60 dollar exacta. Straight ran third, Walk fourth and Olanthe ran out. Not too shabby.

## EQUALIZED LINES

SA 4-5-97 2 8.5 D

#	NAME	L	DIST	S	1stC	2ndC	3rdC	FinC	BL1	BL2	BLS	BLF	SR	TV	ADJ	N	T
1	HALF	3	8.5	D	23.2	46.4	111.0	142.4	1.50	1.00	0.00	0.00	89	13	-0.5	3	
2	SANDL	4	8.5	D	22.3	46.1	110.2	141.2	4.50	8.00	13.00	19.25	77	10	-2.0	4	
3	HOOTE	7	8.5	D	23.2	47.0	110.4	143.0	0.00	0.00	0.00	0.00	88	14	0.0	1	
4	COOL	1	8.5	D	23.0	47.2	112.0	144.4	3.50	4.25	2.25	0.00	79	13	-1.5	3	
5	STRAI	3	8.5	D	23.2	47.2	111.3	143.1	0.50	2.00	2.00	0.50	86	20	1.0	3	
6	OLANT	4	8.5	D	23.1	46.4	111.0	143.1	5.00	3.50	2.00	0.50	86	18	0.0	3	
7	CEE	6	8.5	D	23.1	47.0	111.2	143.1	0.50	0.00	0.00	0.00	87	20	1.0	2	
8	WALK	2	8.5	D	23.1	47.2	111.3	142.4	5.50	4.00	3.50	4.50	84	19	0.5	3	

## X VITAL FACTORS--ATM

SA 4-5-97 2 8.5 D

#	NAME	L	TOTAL	SC	R	E/DC	SCBL	3F	R	SPN	R
1	HALF	3	162.65	55.56-	2(111.1)	98.99	1.00	51.98-	4(31.4)	94.17-	1✓
02	SANDL	4	161.05	54.70-	5(112.2)	97.26	8.00	51.15-	7(32.1)	76.67-	6H
3	*HOOTE	7	162.87	55.93-	1(110.4)	99.58		51.24-	6(32.1)	86.92-	5✓
04	COOL	1	159.09	54.16-	7(113.1)	98.43	4.25	50.77-	8(32.3)	74.67-	7H
5	STRAI	3	162.71	55.06-	4(112.0)	98.91	2.00	52.59-	2(31.2)	91.17-	2
6	OLANT	4	162.06	55.18-	3(111.4)	99.33	3.50	51.71-	5(32.0)	91.17-	2✓
07	CEE	6	162.50	55.56-	2(111.1)	98.95		52.02-	3(31.4)	87.42-	4H
8	WALK	2	162.54	54.68-	6(112.2)	99.79	4.00	52.87-	1(31.1)	89.42-	3
HIGH			162.87	55.93	(110.4)	99.79		52.87	(31.1)	94.17	
LOW			159.09	54.16	(113.1)	97.26		50.77	(32.3)	74.67	
AVE			161.93	55.10	(111.4)	98.91		51.79	(31.4)	86.45	

## Face Match Up Graphic -- ATM

\* = Wire to Wire

SA 4-5-97 2 8.5 D

#	NAME	L	N	I	1C	R	2C	R	FT	R
	FACE				47.88		110.80		142.98	
1	HALF	3	3		47.84-	2	111.28-	2	142.98-	1 W
2	HOOTE	7	1		47.89-	1	110.80-	1	143.80-	2 PL
3	STRAI	3	3		47.42-	3	111.92-	4	143.09-	3 Sh
4	OLANT	4	3		47.52-	4	111.76-	3	143.29-	4
5	WALK	2	3		48.18-	5	112.42-	5	143.53-	5

\$1-  
Trifecta  
\$501.80  
\$1-  
EXACTA  
\$119.80

## Early-Sustained BOTH/AND Difference Graphic -- ATM

SA 4-5-97 2 8.5 D

#	NAME	L	N	%EARLY	%SUST
1	HALF	3	3	49.9	58.1
2	HOOTE	7	1	52.8	47.2
3	STRAI	3	3	47.8	53.8
4	OLANT	4	3	48.6	51.4
5	WALK	2	3	45.8	54.2

C.E.  
PL

**After 17 years of producing the most highly acclaimed computer programs for successful handicapping comes the one users say is the BEST....**

# **PACE LAUNCHER 4**

with  
**PROF-RATER 2**

***In the 80s it was Phase I, Phase III, Ultra Scan, Synergism...***

***In the early 90s – Energy & KGEN...ALL PRODUCED PROFIT FOR THEIR USERS***

***NOW - to win in the context of TODAY'S Racing – it' PACE LAUNCHER 4***

FROM: EDDIE

Fellow handicappers...recently I made the statement, "Things have NEVER been BETTER", well, I was wrong. Since then I have received PACELAUNCHER "4", and PROFILER II. Things HAVE gotten better!!! Can't contain my excitement. I'm VERY impressed...

Dear Dr. Sartin - Just a note to let you know that Pace Launcher 4 picks winners right out of the envelope. R.B., Indiana

Pace Launcher 4 is IT! I am just now getting the hang of it at Gulfstream. I really love it. Thanks for all the effort on our behalf. B.D., Canada

Comment from PL4 Registration Form: First day to get feel for the program - ran three races at GP...three for three, including \$42 8th race winner - any comment would be superfluous! D.H., New York

***This program has the dynamic readouts, graphics and ease-of-use features, copies automatically to Thoromation and Synergetic Match Up 2, has the fantastic Bottom Line/Betting Line feature with the ability to detect overlays. PLUS...***

- \* • SPN - Sartin Pace Numbers – using the prescribed pace lines, ranks both the Winner and in-the-money horses in the top four 86% of the time. Limits user concerns over finding predictive pace lines from true contenders.
- \* \* • EARLY-LATE POTENTIAL NUMBERS graphed – an uncanny formula for finding horses with Hidden Early Potential in Sprints and staying-power in Routes.
  - EARLY-LATE ENERGY PERCENTAGE & DIFFERENTIAL DISTRIBUTION - An entirely new way to capitalize on so-called bias. Users will see the true track/match-up bias through information not available to the crowd!
- \* • AUTOMATIC & USER-GENERATED PAR GAPS for distance projections and extractions - Sprint to Route - Route to Sprint.
- \* \* • VITAL FACTORS – Fractions in feet-per-second AND time. Early Deceleration figures, 2nd Call Beaten Lengths, plus the dramatically predictive SPN.
  - VECTOR & PACE GRAPHS showing internal race moves and projected Fractional and Final times.
- \* \* • PLUS, the most advanced achievement in 21 years of record achievements – BOTTOM LINE/BETTING LINE. The ultimate tool for detecting overlays and discounting underlays by their true chance of winning and being in-the-money.  
No more Value for Value's sake – now users can rate horses by their actual chances via Sartin Methodology rankings.
- \* COMES WITH PROF-RATER 2! Provides a unique method of modeling and profiling both results and past performance charts from factors unknown to the horse playing public. Shows you how to eliminate false favorites and other public choices – isolates the higher paying Winners and Exotics.

**PACE LAUNCHER 4 –**  
***The ultimate combination for***  
***Handicapping, Profiling & Modeling***

**\$479<sup>00</sup>**

Calif residents add 7.75% sales tax

\* NEW or IMPROVED from PL3  
Upgrade from Pace Launcher 3  
for only \$279

