

The FOLLOW UP

with Howard G. Sartin, Ph.D.

EVOLUTION

ISSUE #62

INDICAPPING REVOL

STEP BY STEP

Publisher's Desk	1
On Line with Shane	5
From the Top	9
Step By Step Instruction	15
Client Exercise	29
How To Profit From Beyer Figures	31
Valuable Tid-Bits	34
The Psychology of Winning	35
Money Matters	37
Vox Populi	49
Commentary	53
The Power of Inspiration	63
A Cold Shower For Early Buffs	64
Anatomy of a Problem Race	65
Client Exercise - Readouts/Results	71

The FOLLOW UP is published six (6) times a year by O. Henry House, Inc. in conjunction with the Inland Empire Institute. Subscription price is \$72 per year third class mail and \$87 per year first class & Canadian mail, other foreign subscribers: \$100/year. Back issues available @ \$12.50 ea. California residents add 7.75% sales tax. If you have any problem with your subscription or have a change of address, please contact O. Henry House at the address below. All information in this publication is for informational purposes only.

The FOLLOW UP

O. HENRY HOUSE, INC.

1390 E. 6th Street, Ste 5

Beaumont, CA 92223

909-845-5907

between 1 and 3 PM Pacific time

Please send all correspondence to this address. This includes submission of material for publication consideration, letters, opinions, comments - whatever.

Thank you,
O. HENRY HOUSE, INC.

O. HENRY HOUSE, INC.
 **THE SARTIN
METHODOLOGY**
1390 E. 6th Street #5
Beaumont, CA 92223 

STATEMENT OF POLICY

The Sartin Methodology is based in Psychotherapy and its goals are NOT directed toward fostering the illusions or delusions of gamblers seeking magic solutions for picking winners. We are primarily a healing arts organization dedicated to providing an alternative solution to mainstream psychiatry's prescription of total abstinence for non-winning handicappers. Our slogan is - and always has been -

"THE CURE FOR LOSING IS WINNING"



COPYRIGHT 1997 O. HENRY HOUSE, INC.

All right reserved. No part of this work may be reproduced or transmitted in any form or by any means, electronic or mechanical, including photocopying and recording, or by any information storage or retrieval system, except as may be expressly permitted by the 1976 Copyright Act or in writing from the publisher.

Past Performance and Results charts copyrighted by Daily Racing Form, Inc.

DOC SARTIN

FROM THE

Publisher's Desk

I've been chastised for failing to offer appropriate words celebrating the fact that the last issue of the Follow Up was our 11th anniversary edition and a question about how after only ten full years we called it 11th anniversary. Answering that is easy. The prime subject matter in the Follow Up is about Thoroughbred Racing. Thoroughbreds are a year old at birth. Ergo, the Follow Up was a year old with its first issue: February 1987.

As for surviving those years, that's a tribute to you. Considering the multitude of pirated computer programs based on the Methodology and the number of former teachers who left to create their own handicapping-based businesses, your continued loyalty has been most inspiring... even more gratifying since making the programs user friendly and the Methodology's language so simple. Now the programs are easier to use and purchasing a dictionary is no longer required to understand the written texts.

The Daily Racing Form is doing a series of articles on the history of handicapping with a list of its icons. Tom Ainslie was ranked 7th in their chronological order but, deservedly, received more space than any other. The series failed to delineate between persons who achieved their fame through success in picking winners, i.e. handicappers, and those who produced written works that served the racing public with a means to duplicate the feats of legendary handicappers.

The only authors who chronologically preceded Ainslie in this arena were Robert S. Dowst and Ray Taulbot. But, they each wrote ONLY about a limited segment of total handicapping. This is also true of those who followed Ainslie, including myself. The Dean stands alone in this field as its only pure, eclectic author and one whose lessons are devoid of any monomania based on warps of personal opinion. Regrettably, the Racing Form pundits did not make this distinction.

I have never hidden under a bushel my respect for Ainslie and the timelessness of the majority of his writings. That respect has grown from witnessing his flexibility and willingness to stay abreast of contemporary truth and reality. He is a man of mature years, yet he refuses to rest on the laurels that brought him fame. When we consider the number of current authors who are smugly resting on laurels based on past realities, merely parroting their old, now outmoded contributions, Ainslie once again stands alone.

So you can perhaps appreciate my sense of pride when he calls to tell me about his successes with Pace Launcher 3 and now Pace Launcher 4. Of Pace Launcher 4 he states, "It's almost miraculous!" If this wise old bird can still accept the possibility of even a near miracle, why can't we all? He goes on to describe in detail the occasions when he went four

I got a special kick out of his remark: "No more research!"

VITAL FACTORS

AQI 1-26-97 8 8.5 D

#	NAME	L	TOTAL	SC	R	E/DC	SCBL	3F	R	SPN	R
1	WHALE	1	159.55	53.41-	5(114.1)	97.97	1.50	53.47-	1(30.4)	84.17-	5
2	*FEASI	2	162.34	55.31-	2(111.3)	97.63		52.88-	3(31.1)	94.42-	42-Pl
3	VERY	2	161.72	55.08-	3(111.4)	99.27	5.00	50.93-	6(32.2)	82.17-	6
4	HOOD	2	161.72	54.55-	4(112.3)	99.17		53.06-	2(31.0)	91.67-	3
5	MIL.K	3	162.18	55.31-	2(111.3)	98.43	2.75	52.32-	4(31.3)	97.42-	41-W
6	SHOOP	2	160.58	55.34-	1(111.3)	98.22	0.75	51.05-	5(32.2)	86.92-	4-Sh
	HIGH		162.34	55.34	(111.3)	99.27		53.47	(30.4)	97.42	
	LOW		159.55	53.41	(114.1)	97.63		50.93	(32.2)	82.17	
	AVE		161.35	54.83	(112.1)	98.45		52.29	(31.3)	89.46	

* - Wire to Wire

I'm gratified by the number of Canadian clients who are becoming BIG winners wagering off-site at U.S. tracks. Since the advent of the Pace Launcher series, these people have really come on strong. Here's a letter from Al Lewis in Canada echoing the results of others up north.

Dr. H. Sartin, et al, Received Pace Launcher 4 and Prof-Rater and am returning Pace Launcher 3.

Pace Launcher 4 is the MOST predictive program I have used to date. On my second use of the program in concert with a two day Profile from Prof-Rater 2, I picked up a winner that MORE than paid for the software.

GULFSTREAM PARK, January 26. 8th RACE.

WINNER - \$66.00, PLACE - \$22.90, SHOW - \$12.30 , EXACTOR- \$209.00.

Canadians seem more inclined to follow my wagering prescription, betting these kinds of winners across the board and a 3 horse exacta box.

Perhaps those of you who complain that we don't spend enough Follow Up space using older programs will forgive us for our heavy focus on Pace Launcher 4. The object of the Methodology and the Follow Up as its voice, is to help you all to win! We do show readouts from other programs but as of now, Pace Launcher 4 is leading far more people to the Winner's Circle than any previous program. With users reporting that they made Pace Launcher 4's cost back in a single day, I'd be a hypocrite not to feature it.

There are a few persons who don't win as much with Pace Launcher because they believe that using PARS or "Normative Times" is better than using 3 year best times in concert with the DRF SR+V. They'd rather cling to their "opinion" than win. That's okay as long as they can afford it. To each his own.

The DRF Speed Rating and Variant are based on factors that are not totally accurate. Not even logical. The reason they work is: every other means of making figures designed to lay the foundation for making adjustments, is less accurate. Why? Because they're based on the subjective, ego driven rationale of the persons making the figures. The DRF formula is constant. The fact is that inaccuracies based on a constant will produce results that are more positive than those coming from a source subject to vacillations in human subjectivity. Three year best times are similarly flawed yet based on a CONSTANT. The SR+V is based on those times. Two *negatives* by logical mind standards. But in mathematics and language a double

negative adds up to a positive.

SCIENTIFIC FACT: Errors derived from a constant formula have more value than errors produced by a varying formula.

Some challenge the use of 3 year best times in favor of pars because "logic," they say, decrees that pars are more accurate. They never stop to realize that logic plays a very small role in the art of winning races. They probably also failed to read the works of philosophers from the Greeks forward, who offered widely varying views on just what constituted logic. When not altered by throwing out times deemed inappropriate by the logic of the par maker, Par FINAL times have some validity. The bottom line is: The horse that wins a given race ran true par for that race, regardless of its actual time.

So-called Pace Pars are somewhat accurate only for winners going wire-to-wire. In all other cases horses with times that are DEVIANT from pace pars win.

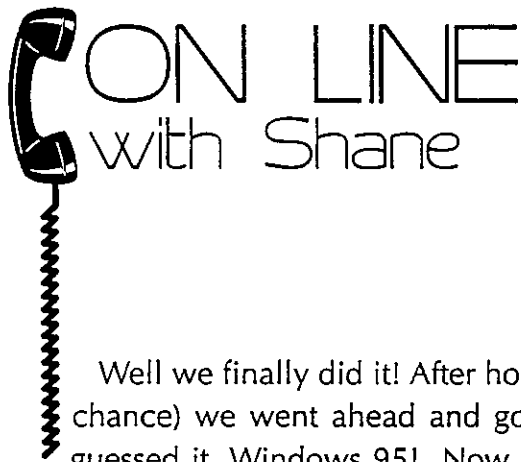
Those who continue to question my position on pars should answer the question: Why did Andy Beyer admit to a losing 1996? (Follow Up #61). I salute him for his honesty. But the Racing Form is probably cringing from the fact that his figures didn't even produce a positive R.O.I. for their creator. I can see them now, on their knees praying that Andy's confession doesn't get wide dissemination. Let's be charitable and say that the failure of Beyer figures to produce a positive R.O.I. is based on their wide usage by the betting public. Or is it because the numbers are based on mainstream logic? In this case, mainstream concepts created by Andy. In any event Andy is not to blame unless he fails to change the formula to reflect current reality.

A lot of famous author-experts attribute their failure, as Andy did, to the "Take Out." This is the kind of rationalization that most "horseplayers" will accept and echo. In reality it is just an excuse for failure and a stupid one at that. Ainslie wrote many pages about track "TAKE" and its effect on net mutuels in his books. He has never whined about losing because of it. He overcomes the problem with an intellectual capacity to accept the fact that on the tote board the "Odds You See are the ODDS YOU GET."

Speaking of author-experts, I'm busting with pride over the NEW book by Jim "The Hat" Bradshaw titled, of course, *The Match Up*. You can buy it direct from Jim (see details in this issue). It should be a best seller as it goes on sale at selected book stores. Jim has come a long, long way from that self-proclaimed NON-winner I met in 1983. He has blossomed into one of North America's all time best handicappers. In this book he converts a lot of the probing jabs I've aimed at mainstream into roundhouse knockout punches. You'll like it.

If nothing else, I've spawned almost as many best-selling authors as Tom Ainslie. I guess the "Dean" and I are like a couple of salmon. Our offspring, once spawned, scatter off to sea. Bradshaw is the only one who continues to swim upstream with me every season.

OOPS! In issue 61 at the bottom of page 35 we read that we're about to go to AQU. We turn the page and we're back at Santa Anita for PP's that we already saw on page 18. On page 38 we finally arrive at AQU where we used every horse in the race, eliminating the need for PP's. We do the same for the CD race that begins on page 41. The double insertion of the SA race from page 18 is gratuitous. Also, there is a race between PL4 examples 2 & 3 that might be confusing. We apologize. We were up against a printer deadline that created an anxiety addling our brain. A good example of how haste born of anxiety can cause mistakes. This also happens in handicapping, especially to downloaders who often sacrifice careful scrutiny to the gods of speed and convenience.



SHANE'S TECH SUPPORT PHONE
909-845-1728

HOURS (Pacific time) • Monday thru' Friday:
10 AM to 12 Noon and again from 3:15 - 4:15 PM

E-MAIL

shane@discover.net

(Please leave your E-mail address)

Well we finally did it! After holding off for so long hoping it would just go away (fat chance) we went ahead and got a new computer with the Pentium chip and, you guessed it, Windows 95! Now I'm more able to determine the problems that occur with this operating system. The biggest problem folks were having was installing our programs to the hard drive without having some error message pop up like security error or divide overflow or some other message that basically told you NO! The first version of Win 95 didn't cause the same problems with installing. All you had to do was get out of Windows and get to the C:\ prompt to install the program(s). Then came Win 95 with Microsoft plus (which I've been told is referred to as Windows 96, even though its called Windows 95) The version with Microsoft plus requires taking a number of additional steps, especially if one wanted to create an icon for the programs. However, I am now testing out a newer version of the protection software that so far has eliminated that nasty security error message with the Microsoft plus version. This is not to say that I have come across and solved ALL Win95 problems, but I'm certainly working at it! With this in mind, If you presently have Win95 and intend on getting one of our advanced programs, please be sure to mention it with your order.

Quad-Rater's Unique Feature for Exotics

I talk to a number of clients for whom exotics, especially trifectas, have the same kind of appeal as they do for me. Carroll Pfrommer, in San Diego county being one of the more vocal. He reports that he's becoming more and more proficient in winning trifectas and the profits they bring for those able to withstand a longer string of losses without panicking.

When qualifying winners only we look for certain well defined things that all advanced programs point out. But when it comes to the higher paying place and show horses, Quad-Rater has two readouts that are unique. PACE of RACE and LONG SHOT DETECTOR. Take a look at Dad's Step by Step article in this issue. He left out TEMECULA because most readers would think he was cheating if he didn't. As he stated, it qualified technically when using best of last 3 at a comparable distance. Today is a sprint. It had a route line 3 back so the 4th back can be used.

If Trifectas were all easy to get using only lines that qualified for win, it would be different. But they're not. You have to dig deeper. Here is that race narrowed down to the final four but ADDING TEMECULA and done using Quad-Rater:

EQUALIZED LINES

#	NAME	L	DIST	S	1stC	2ndC	3rdC	FinC	BL1	BL2	BLS	BLF	SR	TV
1	HAY3x	3	7.0	D	22.2	45.1	110.4	123.0	0.00	0.00	0.00	0.00	87	19
2	KAV3	3	7.0	D	22.4	45.2	110.1	122.3	0.50	0.15	0.10	0.15	89	15
3	WOODx	3	7.0	D	23.0	46.4	111.0	123.1	2.50	2.50	1.25	1.25	85	13
4	Temec	4	7.0	D	21.4	44.0	108.0	120.3	14.00	11.00	9.25	9.50	89	13

SAX 02-14-1997 RACE 1 DIST 7 SURF D CHOAS FORMULA POWER AND LONGSHOT RATINGS COMPOSITE

#	NAME	L	POR	R	POH-R	R	LS/P	R	W/W
1	HAY3x	3	150.90-	2	140.42-	2	100.90-	4	W/W
2	KAV3	3	149.91-	3	138.88-	3	105.13-	3	
3	WOODx	3	149.18-	4	138.12-	4	105.30-	2	✓
4	Temec	4	160.90-	1	142.36-	1	106.50-	1	✓

WOODBx is the number TWO Long Shot potential horse. It Placed. Look at TEMECULA: Number ONE on Pace of Race, number ONE Long Shot potential. For as long as I can remember Dad has harped on the importance of PACE OF RACE. Some people would call TEMECULA'S Del Mar race a "KEY RACE" since it was won in 1:14:1, the track best at the time. When looking for in-the-money horses for exactas, but more especially trifectas, pay close attention to the PACE OF RACE a horse ran against. It's one of Dad's favorite factors and I agree because it often leads to payoffs no other readout will get.

Show horses either run similarly to the winner or in a manner totally unlike any other horse in the race. Quad-Rater reveals hidden long shot potential as nothing else ever devised.

To sum up: To find in-the-money horses, apply qualifying guidelines that are different from the guidelines that get winners.

3319—FIRST RACE, 7 Furlongs, Purse \$11,000, 4-year-olds and up, bred in California, Claiming price \$10,000.

Index	Horse and Jockey	WL	PP	ST	W	1/2	W	Str.	Fin.	To \$1
3200	Hayden Lake, G Stevens	117	1	1	1 1/2	-	13	12 1/2	3.90	
3250	Woodbridge, F Martinez	117	10	8	7 1/2	7hd	-	4 1/2	2 1/2	8.10
2274	Temecula Native, B Blanc	117	12	10	11 1/2	11 1/2	-	5 1/2	3 1/2	11.90
3238	Sunset Boulevard, A Soto	115	7	4	2hd	42	-	2hd	4 1/2	3.00
3217	Pumpkin House, M Pedraza	117	11	2	9 1/2	8 1/2	-	7 1/2	5 1/2	3.10
3238	One Dance More, M Garcia	117	3	12	12	-	11hd	8 1/2	109.40	
3114	Keweenaw Star, D Flores	117	8	7	8 1/2	8 1/2	-	8 1/2	7 1/2	4.30
3200	Mr. Warren, J Gonzalez	112	8	8	4hd	5hd	-	9hd	8 1/2	158.90
3114	S.S. Tell, L Pincay Jr.	117	9	5	3 1/2	3hd	-	8hd	9 1/2	30.10
3102	See The Wood, R Sandoval	112	2	9	8 1/2	9 1/2	-	10hd	10hd	100.40
2299	Tara Castle, C Black	117	5	3	5 1/2	2hd	-	3 1/2	11 1/2	12.40
3250	Rare Year, O Berrio	117	4	11	10 1/2	10 1/2	-	12	12	78.40

Scratched — Perfect Flyer

1—HAYDEN LAKE	3.90	5.90	4.90
10—WOODBIDGE	7.90	4.90	4.90
12—TEMECULA NATIVE	10.90		

Off: 1:01 Time: 22.4:16 1:11 1:24 Track: Clear & Fast. Winner-ch q.8 Al Mamoon-Ca-gay Native, Tr-Laure Piner Own-Alley & Tons of Fun Stable, Mutual Pool \$209.94. Tracta Pool \$128.83. Quinella Pool \$22.570. Trifecta Pool \$136.175.

ACTA (1-10) PAID \$48.80

\$2 QUINELLA (1-10) PAID

\$1 TRIFECTA (1-10-12) PAID \$612.70

You'll notice that TRIFECTA payoffs are now for ONE DOLLAR bet instead of two. So that's an investment of \$24 bucks for \$612.70.

Here are the readouts and results from the Santa Anita Handicap race run on 3-2-97. All of the pacelines were chosen from the best of last three except GENTLEMAN. I chose not to use his second line back because 1) it was the best race he'd ever run in the last ten races and 2) he ran that superior race on a wet fast track. NOTE: all lines used were from high class tracks and distances were not equalized and I made NO adjustments which is the best way when dealing with Grade 1 Stakes races.

LINES														SAX 3-2-97 7 10 D				
#	NAME	L	DIST	S	1stC	2ndC	3rdC	FnlC	BL1	BL2	BLS	BLF	SR	TV	ADJ	N	T	
1	GENTL	1	9.0	D	47.2	110.4	134.3	147.1	0.00	0.00	0.00	0.00	97	9	-3.5			
2	JUST	3	9.0	D	47.1	111.0	135.3	148.1	1.50	0.50	0.13	0.50	91	19	0.5			
3	ZANFE	2	9.0	D	46.3	110.4	135.2	148.2	7.50	4.75	8.00	4.00	87	13	-1.5			
4	KINGD	1	9.0	D	47.2	110.4	134.3	147.1	3.00	2.00	5.50	5.75	91	9	-3.5			
5	SANDP	1	10.0	T	48.1	112.4	136.4	200.3	0.50	0.13	0.00	0.00	85	16	0.0			
6	EDITO	3	10.0	D	47.3	111.2	135.4	200.3	7.50	3.50	4.00	3.00	91	10	-3.0			
7	CHEQU	2	9.0	D	45.3	109.4	135.2	148.2	1.50	0.13	0.00	0.00	89	18	0.0			
8	FORMA	1	9.0	D	47.0	110.4	135.0	147.2	0.00	0.00	0.00	0.00	100	4	-6.0			
9	MARLI	3	9.0	T	47.0	110.2	134.0	146.0	1.50	2.00	1.00	0.00	93	10	-3.0			
10	SIPHO	3	10.0	D	47.2	111.3	135.3	200.2	0.00	0.00	0.00	0.00	95	9	-3.5			
11	THE B	1	10.0	D	47.2	112.0	136.0	201.2	0.00	0.00	2.50	1.50	87	9	-3.5			

VITAL FACTORS--ATM

SAX 3-2-97 7 10 D

#	NAME	L	TOTAL	SC	R	E/DC	SCBL	3F	R	SPN	R
1	*GENTL	1	165.30	55.60-	4(111.1)	100.20		53.98-	3(36.3)	91.17-	3
2	JUST	3	164.70	55.74-	2(111.0)	100.05	0.50	53.28-	8(37.1)	83.92-	4
3	ZANFE	2	162.63	54.99-	7(112.0)	99.48	4.75	52.59-	10(37.3)	74.67-	9
4	KINGD	1	164.45	55.27-	6(111.3)	100.51	2.00	53.47-	5(37.0)	74.67-	9
5	SANDP	1	163.65	54.37-	11(112.4)	99.42	0.13	55.24-	2(47.4)	79.67-	7
6	EDITO	3	163.12	54.60-	10(112.3)	101.05	3.50	53.45-	6(49.2)	74.67-	9
7	CHEQU	2	163.72	56.71-	1(109.4)	98.40	0.13	51.31-	11(38.3)	82.17-	5
8	*FORMA	1	163.71	55.37-	5(111.3)	99.20		53.40-	7(37.0)	75.67-	8
9	MARLI	3	167.09	55.62-	3(111.1)	99.80	2.00	55.52-	1(35.3)	98.42-	1
10	*SIPHO	3	163.28	54.98-	8(112.0)	99.09		53.79-	4(49.0)	92.17-	2
11	THE B	1	161.61	54.68-	9(112.2)	98.54		52.99-	9(49.4)	81.67-	6
HIGH											
LOW											
AVE											

* = Wire to Wire
WIN ODDS ONLY

RAW				ADJUSTED			
BOTTOM	BETTING			BOTTOM	BETTING		
LINE	LINE			LINE	LINE		
LS	ODDS			LS	ODDS		
1 MARLI	24.0	EVEN		1 MARLI	23.0	EVEN	
2 SIPHO	16.3	2-1W		2 SIPHO	16.3	2-1W	
3 GENTL	16.0	2-1S		3 GENTL	14.0	2-1S	
4 FORMA	10.0	9-2		4 JUST	7.0	7-1	
5 THE B	7.0	7-1		5 CHEQU	5.5	9-1	
6 CHEQU	3.5	12-1		6 THE B	5.0	9-1	
7 SANDP	2.0	15-1		7 SANDP	4.0	10-1	
7 JUST	2.0	15-1		8 FORMA	1.0	20-1	
8 EDITO	1.0	20-1		9 EDITO	0.0	20-1	
8 KINGD	1.0	20-1		9 KINGD	0.0	20-1	
9 ZANFE	0.0	20-1		9 ZANFE	0.0	20-1	

3427—SEVENTH RACE. 1 1/4 Miles. Purse \$1,000,000—Guaran. "Santa Anita Handicap." Grade I. A Handicap for 4-year-olds and up.

Index	Horse and Jockey	WL	PP	ST	W	1/4	1/2	3/4	Str.	Fin.	To \$1
(3215)	Siphon (Brz), D Flores	120	10	1	11	11 1/4	1nd	1 1/4	13	5.10	
(3182)	Sandpit (Brz), C Nakatani	121	5	7	7 1/4	7 3/4	2nd	3rd	2nd	8.00	
(3257)	Gentlemen (Arg), G Stevens	123	1	4	2nd	2nd	23	24	3 1/4	1.70	
3182	Marlin, J Bailey	117	9	5	5nd	4 1/4	5nd	4 1/4	4no	8.40	
3342	Chequer, C Black	115	7	8	8 1/4	8 1/4	7 1/4	8 1/4	55	147.30	
	Formal Gold, J Brink	115	8	2	4 1/4	51	4nd	52	64	3.80	
3257	Kingdom Found, A Soles	115	4	6	6 3/4	6 1/4	8 1/4	72	7 3/4	23.90	
3257	Just Java, B Blanc	113	2	11	11	9nd	94	93	8 1/4	60.60	
3258	Zanferri, E Delahoussaye	116	3	9	9nd	11	10 1/4	104	9 1/4	18.40	
3258	The Barking Shark, C McCarron	114	11	3	3 1/4	31	3rd	8 1/4	10 3/4	28.30	
3258	Editor's Note, J Garcia	119	8	10	10 1/4	10 1/4	11	11	11	20.30	

10—SIPHON.....12.20 6.20 3.80

5—SANDPIT.....7.80 4.60


1—GENTLEMEN.....3.20

Off: 3:21 Time: 23:48.2 1:10 1:34 2/5 2:00 1/5. Track: Clear & Fast. Winner-b.h.6 Itajara-Ebrea Tr-Richard Mandella Own-Rio Claro Thoroughbreds. Mutuel Pool \$1,355,974.40. Exacta Pool \$789,767. Quinella Pool \$110,392. Trifecta Pool \$820,187. Pick Three Pool \$183,258.

\$1 EXACTA (10-5) PAID \$36.50 \$1 PICK THREE (6/3/10) PAID \$282.60
\$2 QUINELLA (5-10) PAID \$29.20 \$1 TRIFECTA (10-5-1) PAID \$92.00

Author! Author!

The mystique and charisma of Jim "The Hat" Bradshaw has over the years turned the common term 'Match Up' into an entity; a breathing *thing* with a life of its own. No longer does it mean the strength of one participant against another in a contest. "The Hat" has transformed it into a sacred ceremony with mystical qualities that can alter the consciousness of its celebrants raising them to heights previously unscaled.



It is a handicapping blend of peyote and mescaline.

In Jim's own words, it is part Sartin Methodology and part Karma. For the Karma part the book goes well beyond the old Match Up manual and offers a perspective gained by Bradshaw after years of reflections since the original publication. He has condensed his matured insights, observations and instructions into 156 dynamic pages of softcover reading.

\$30⁰⁰ Includes shipping,
handling & tax

Canadian Residents: \$33⁰⁰ U.S. funds

TO ORDER: Send check/money order or use your Visa or Master Card to:

**JIM "The Hat" BRADSHAW
3335 S. 114th E. Ave. • Tulsa, OK 74146**

and include name and full address. For Visa/Master Card orders, please clearly print your card number and expiration date.

Once again...

from the top



A Special Series of
Articles for Beginners and a
Refresher Course for those in need



The New Paradigm for Modeling & Profiling

Modeling and Profiling are terms used for centuries in many fields. Medicine, economics, sociology, psychology; we even have a TV drama called "Profiler" featuring a psychologist profiling criminal types.

To the best of my knowledge, the terms first gained entry into handicapping lexicon via their use in our Methodology. I find no mention of them in previous literature. They don't even appear in Tom Ainslie's *Racegoers Dictionary* section of his *Complete Guide* or his *Encyclopedia of Thoroughbred Handicapping*; nor can I find them used in any other work previous to ours.

In 1985 we published *The Brohamer Model*, authored by Tom with a foreword and additional commentary from me. The book, along with the modeling concept, found favor with well known authors like James Quinn, Dick Mitchell, Dave Litfin and a few others who incorporated the term "Model" into their own works, making it generic.

The basic factors used in the original Model were quite revolutionary in 1985 although they are quite pedestrian today. They were:

HORSE'S NAME EP (Early Pace) SP (Sustained Pace) AP (Ave. Pace)

Horse's were ranked by factor, totaled for a linear composite ranking at the end: EXAMPLE: (From *The Brohamer Model*, 1985).

	Early Pace	Sust. Pace	Avg. Pace	Total
Contender A	3	1	1	5
Contender B	2	2	2	6
Contender C	1	3	3	7

Later in that booklet I added Factor W, that had a more predictive formula than Average Pace. Then came Factor X, a composite of first and final fraction, True Speed, final time in feet per second, *and* my OLD Early Energy Formula. Brohamer found efficacy in a beaten lengths 2nd Call readout, so that was added. With the advent of Ultra-Scan, I included some additional factors. With the publication of Brohamer's *Modern Pace Handicapping*, the "Decision Model" was reduced, for public consumption, back to:

AP - EP - SP in routes and AP - EP - SP - FX in sprints.

This became the format used by readers of the book and the basis of some criticism from Andy Beyer in "Beyer on Speed." The popularity of Brohamer's book, elevating him to an icon, also caused a lot of clients to limit their modeling to these factors. A year later came *Pace Makes The Race* and the Model was further reduced and simplified:

EP (Early) - LP (3rd Fraction) - TP (EP+LP averaged)

While the basis of the "Brohamer" Model was feet per second, The TPR (Total Pace Ratings) were devised from my 1975 formula assigning numerical values to seconds, fifths and minuscule divisions thereof. I artificially skewed final fraction values because third fraction distances are shorter than those of the second call. This skewing was the *only* thing of value in TPR. I say this despite the fact that thousands of "horseplayers" did better with my old TPR than they did with the multitude of pirated versions offered after the book became a best seller. The fact that they did "better" with my old TPR means only that they were doing very BADLY before.

The one author voicing skepticism about our old Modeling procedure was Andy Beyer in 1993, *Beyer On Speed*. By then, eight years after the concept was introduced, the factors used in the old Model had become proliferated to the point of such common use that it lost much of its previous power and deserving of Beyer's skepticism. I'll go into the reason a bit later.

PROFILING

Modeling was intended to be a before-the-fact procedure designed as a way for the handicapper to handicap Him/HerSELF. Since users tend to choose from a wide range of different contenders and pacelines in a given race, individuals seldom came up with identical models. Some would maintain that in the same races EP was winning, other said SP. Since MODELS are traditionally based on the subjective interpretations of individuals, disparity is common.

Profiling is done from Result Charts, hence, there is no such disparity. WIN PROFILE Lines are taken from the actual times and lengths beaten and/or gained by the winning horse. The same is true for horses that place and show.

In 1986 I bit off a lot more than I could continue to chew. I offered Win Profiles for every track in north America to anyone sending me a week's Result Charts for their track(s) and a stamped self addressed envelope. I must have been very naive at the time because I soon learned that there is no such thing as a stable profile made from a week of results. Profiles are subject to change without notice. So I developed a computer program for clients to make their own profiles.

My own experience proves to me that purveyors who are selling Track Profiles to unsuspecting buyers are guilty of egregious deception. Still, I planted the idea and as a result,

Profiling from the *same factors* as those in our original Model has become generic.

Since our early factors are in such common use, Profiles based on them are now as impotent as our *old* model. There is one handicapping axiom that can be stated as a RULE:

***Anything used by the masses decreases in value
in direct proportion to the extent of its use.***

WHAT IS THE SOLUTION?

Although we employ mathematics derived from Chaos Physics, the ratings produced from our seven Viable Variables are more precise and refined than linear ones. Yet the linear formulae employed by our imitators is close enough to make our earlier Methodology model-profile factors better than nothing and good enough for mass consumption. Witness this ad in American Turf Monthly from a purveyor combining Phase 3 and Phase 1. LOOK!

MULTICAP\$

ANNOUNCING THE FIRST COMMERCIAL OFFERING OF A TOTAL COMPUTER HANDICAPPING SOFTWARE PACKAGE THAT WILL OUTPERFORM ANY ON THE MARKET TODAY.

Performance Factors

- Running style (E, EP, P, PS, or S) ✓
- Win, place and in-the-money statistics for both jockeys *and* trainers
- Quirin-style speed points
- Odds last race *plus* four ways of viewing horse's recent odds
- Projected winning time of race *plus* projected pace of race
- Horse's individual running lines
- MULTICAPS projected odds line

✓ FEET PER SECOND parameters:

EP, SP, PM, AP, FX, LX ✓

✓ TOTAL PACE FACTORS:

✓ F1R, EPR, FFR, TPR, LPR, ELPR

Wow! EP, SP, PM (Percent Median) AP, FX LX (Late Energy). From Phase 1 they throw in F1R (First Fraction Rating) EPR (Early Pace Rating) FFR, (Final Fraction Rating) TPR (Total Pace Rating) LPR (Late Pace Rating) ELPR (The average of Early & Late Pace Rating), same as the OLD CPR. Then for good measure they offer THEIR version of E-S-P.

By now I hope all of you are convinced that when certain phases of a Methodology are so largely disseminated it is time to revise and enter into a *new phase*! I've been doing that over the past few years with resultant success exceeding that of the Phase 1 and 3 era. Even more to our advantage is the fact that no one is likely to write a book about our advanced procedures. The linear aspects of our early efforts were easy to understand and duplicate. That is decidedly untrue about current formulae. In the literature of handicapping there is a commercial market only for factors that readers think they can see and understand from a conventional, sensory frame of reference as defined by Western culture and 5th grade math.

Interestingly enough, the Chinese I Ching figure defining CHAOS reads: "Where Brilliant Dreams are Born." Happily for us, most North American "horseplayers" are unable to fathom what it takes to make Brilliant Dreams come true. They dream only of a winner in the next race.

Returning to Beyer's criticism of the factors used in our old Model: He objected on the ground that they could only truly be used by persons conversant with the Methodology who could use it at least to some degree. Being essentially an honest man, Beyer based his statement on the premise that we were the only purveyors of the OLD 1980's Methodology formulae. He didn't realize how much pirating had diminished the profit potential of Phases 1 through 3.

But even if he had, his point is well taken. The effect of a Model or Profile comprised of factors understood and used by the many is always diluted. The more used and understood the more diluted. Right now the seeds of our old Model/Profile concepts have been spread so wide they're virtually inert.

Those interested in making a real profit from their effort need brand NEW factors for a Model and Profile. Those who don't want or need the money and are content to make racing a recreational pastime, can just keep on doing what they're doing.

Our NEW paradigm for making a Model/Profile is comprised of factors not only UNcommon to the masses but ones that most people would avoid because they're derived from concepts that cannot be readily defined in linear terms. LOOK:

PROFILE		PACELINE DATA												XXX8.5D.	
#	DATE	RN	DIST	S	1stC	2ndC	3rdC	FnlC	BL1	BL2	BLS	BLF	SR	TV	NTL
1	1W	3	8.5	D	23.0	47.1	112.4	145.1	0.10	0.10	0.00	0.00	81	0	-1
2	1PL	3	8.5	D	23.0	47.1	112.4	145.1	3.50	3.25	1.50	1.50	79	0	3
3	1SH	3	8.5	D	23.0	47.1	112.4	145.1	0.00	0.00	0.00	1.75	79	0	1
4	2W	6	8.5	D	24.0	48.1	113.0	144.3	0.75	0.25	0.25	0.00	84	0	2
5	2PL	7	8.5	D	24.0	48.1	113.0	144.3	5.00	4.75	2.00	1.00	83	0	3
6	2SH	8	8.5	D	24.0	48.1	113.0	144.3	0.05	0.00	0.25	1.75	82	0	1

#	NAME	RN	N	Total	R	DEF	Hid	R	Fx	R	%Med	E/EP	R	L/EP	R	ESP
1	1W	3	1	158.42-	4	1.79	64.70-	5	67.45-	1	67.84	75.42-	4	74.24-	5	S/P
2	1PL	3	3	158.14-	6	2.07	65.01-	4	67.37-	3	67.63	75.25-	6	74.30-	4	SUS
3	1SH	3	1	158.15-	5	2.06	64.63-	6	67.40-	2	67.97	75.37-	5	74.07-	6	S/P
4	2W	6	2	160.21-	1		65.89-	2	66.73-	4	67.38	75.86-	1	75.15-	2	SUS
5	2PL	7	3	160.02-	2	0.19	66.29-	1	66.71-	6	67.00	75.67-	3	75.34-	1	LAT
6	2SH	8	1	159.94-	3	0.27	65.76-	3	66.72-	5	67.53	75.82-	2	74.96-	3	SUS

HI/LO Difference = 2.07 Average = 159.15

PROFILE Early-Sustained BOTH/AND Difference Graphic XXX8.5D

#	DATE	RM	N	%EARLY	%SUST
1	1W	3	1	47.5	52.5
2	1PL	3	3	44.5	55.5
3	1SH	3	1	48.6	51.4
4	2W	6	2	44.4	55.6
5	2PL	7	3	39.7	60.3
6	2SH	8	1	43.6	56.4

LATER ENERGY PERCENT DOMINATES
WIN, PLACE & SHOW

WIN AND SHOW HAVE SIMILAR
ENERGY PATTERNS. PLACE HAS
A COUNTER ENERGY PATTERN

PROFILE Late/Early Difference Graph XXX8.5D

#	DATE	RM	N	DIF	LATE	EARLY	TOTAL	R
1	1W	3	1	-4.2			158.42	- 4
2	1PL	3	3	-9.1			158.14	- 6
3	1SH	3	1	-2.3			158.15	- 5
4	2W	6	2	-9.3			160.21	- 1
5	2PL	7	3	-17.5			160.82	- 2
6	2SH	8	1	-7.3			159.94	- 3

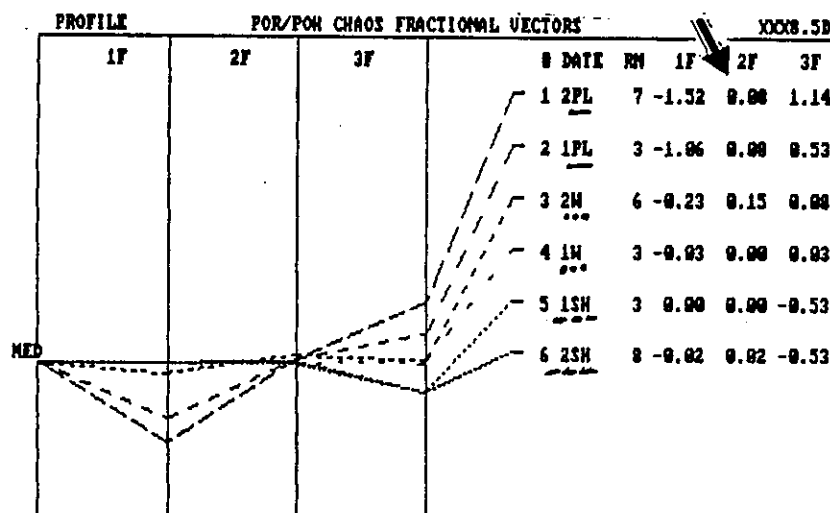
CLASS OF RACE 1

CLASS OF RACE 2 (HIGHER CLASS=
DIFFERING RATIOS

PROFILE Early/Late Energy Potential Graph XXX8.5D

#	DATE	RM	N	EARLY	R	LATE	R	TOTAL	R
1	1W	3	1	75.42	4	74.24	5	158.42	4
2	1PL	3	3	75.25	6	74.38	4	158.14	6
3	1SH	3	1	75.37	5	74.07	6	158.15	5
4	2W	6	2	75.86	1	75.15	2	160.21	1
5	2PL	7	3	75.67	3	75.34	1	160.82	2
6	2SH	8	1	75.82	2	74.96	3	159.94	3

VERY EVEN BALANCE BOTH
E/ep and L/ep for Win,
Place & Show



DETECTABLE VECTOR PATTERNS:

PLACE - MINUS IN F1. SLIGHT GAIN OR EVEN IN F2. GAIN IN F-3

WIN - VERY SLIGHT MINUS 1F. 2 & 3F EVEN OR SLIGHT GAIN

SHOW - VIRTUALLY EVEN F1. STAYS AT F2. DROPS TO MINUS IN F3.

VITAL FACTORS--ATM

OP 1-25-97 2

#	NAME	L	TOTAL	SC	R	E/DC	SCBL	3F	R	SPN	R
1	I'MC	0	164.34	57.14-	3(46.1)	98.75		50.04-	6(26.2)	82.67-	4
2	BACK	0	165.52	56.38-	6(46.4)	95.91	3.00	52.06-	2(25.2)	84.92-	3
3	NIPPA	0	166.99	56.94-	4(46.2)	98.71	2.00	52.65-	1(25.0)	93.42-	2
4	DECK	0	166.25	57.66-	2(45.4)	98.15	2.50	50.46-	5(26.1)	93.42-	2
5	NORTH	0	167.27	57.97-	1(45.3)	97.95	1.00	51.09-	3(25.4)	95.92-	1
6	GOSH	0	164.37	56.43-	5(46.4)	96.54	2.00	51.02-	4(25.4)	77.67-	5
HIGH			167.27	57.97	(45.3)	98.75		52.65	(25.0)	95.92	
LOW			164.34	56.38	(46.4)	95.91		50.04	(26.2)	77.67	
AVE			165.79	57.09	(46.1)	97.33		51.22	(25.4)	88.00	

* = Wire to Wire

These readouts are derived from formulae not available to anyone who might pirate or write a book about them. They are indigenous. Granted, some enterprising entrepreneur might use the *terms* as a ruse but not the exact formulae. These factors are basic in making current models and profiles. The difference between them and those used by so many others may be somewhat subtle, yet they're sufficiently unique to make a significant difference in profit potential. Recognizing how and why they differ from old factors is important. Then put them to consistent use as directed.

I am most gratified by the attitude of the majority of clients: an eager willingness to advance, to recognize the need for and to capitalize on the *paradigm change*. I'm equally appalled by the few who steadfastly cling to the old and refuse to understand why we don't keep repeating yesterday's truths and continue touting old concepts, procedures and computer programs. I'm sure it would not bother them if I published a book revealing our most prized secrets.

Doc Sartin

STEP BY STEP INSTRUCTION

I've been somewhat critical of teachers who dwell on 'How I do it' instead of 'How YOU can do it'. Note I said, *can*, not *should*. Clients frequently request that I go through some races explaining, step by step, just HOW I do it. I've resisted because I don't wish to be guilty of embellishing the procedure with ego driven handicapping "tricks" that are uniquely mine and cannot be applied by all. I've been to and conducted enough seminars and workshops to know that most handicapping instruction, even from the most renowned of experts, is highly subjective. These personalized techniques are fascinating to hear and read but in the end are full of sound and fury signifying *nothing* that the student can profitably apply.

Were this not true then why didn't the thousand or more attendees at the four Handicapping Expo's, from 1983 through 1993, go away winners?

The answer lies in the fact that each presentation, including mine, was offered like a soliloquy: self-talk for an audience. I've listened to all the Expo tapes. For the most part they were entertaining, some were even exciting, but none contained anything that could help the listener duplicate the proclaimed success of the speakers. Yes, a lot of people will protest my evaluations and insist that they got a whole lot out of the presentations; like a theatre audience praising the actors and the play. But could they take it to the payoff window when they returned home?

In psychotherapy there is a parallel condition. It's called, "Gee, you're wonderful, doctor." When an ethical practitioner hears this, it means that he/she has been charismatic and achieved transference but not therapeutic healing. Only when the patient-client goes away saying, "Gee I'M wonderful doctor," has the therapist succeeded.

Author, playwright George Bernard Shaw is credited with the phrase, "Those who can, DO. Those who can't, TEACH." Shaw also admitted that he was egocentric, irascible and incapable of teaching anyone to write. History tells us that very few great achievers were able to teach their unique skills to others; or even their progeny. In our own time the offspring of Winston Churchill and F.D.R. are good examples. They showed some ability to write about greatness, but never truly achieved it.

This holds true for every area except the sciences. Scientific procedures are exact and precise and can be both taught and learned. From the Greeks to Galileo to Newton and Einstein through the Chaos Physicists, science has progressed without the need for charismatic ego projection.

Not so handicapping.

Of all handicapping books ever written, Tom Ainslie's are the most complete and comprehensive. No other author has approached his achievements, either as literature or instruction. While Ainslie has a very healthy ego he never let it intrude into his texts. Yet, when reviewing 20th century handicapping literature, Daily Racing Form columnist Brad Free placed Ainslie's works sixth on a list of eight. Adding insult to his ignorance, Mr. Free headlined his piece by proclaiming that two other authors, whose names I withhold to protect the guilty, have, and I quote:

"SET THE STANDARDS" for contemporary handicapping.

If this is true, those standards are dominated by stasis, a dearth of creativity, blatant imitation, piracy and perfidy. By comparison, lawyers are all disciples of Mother Teresa.

The editorial standards of the Daily Racing Form itself have slipped increasingly since its ownership left the venue of those with a true interest in racing and was taken over by a corporate conglomerate. The editorial content is banal and offers little aid to readers trying to succeed as handicappers. Even their printouts of three year best times are inconsistent, subject to error and require continuous scrutiny. In 1992 the DRF was about to discontinue publishing their Speed Rating and Variant in favor of Beyer Figures only. With the help of Dr. Alex Milstein and a few other well known personages, including many of you, we elicited a barrage of over a thousand phone calls, letters, fax and telegrams protesting. They finally called me to STOP. They'd keep the SR+V.

Over the past 22 years it has not been difficult to instruct clients how to win. The problem has always been teaching them how to continue to win once they learn. We've learned to expect a degree of Recidivism in psychotics and criminals. Recidivism equates to a relapse from an apparent cure and repetition of negative behavior thought to have been corrected. It is the bane of mental health professionals, criminologists and penologists. Yet, nowhere is it more pervasive than in the population of handicappers, or more precisely, "horseplayers." It's not so much that they tend to wake up in a new world each morning as it is awakening in an old world, once forsaken.

It's an endemic condition that has persisted from the day man first started wagering on horses. It has to do with the fact that most people attracted to horse race wagering are dreamers who would prefer to fall asleep, perchance to dream, than to awaken to the reality that dreams come true only through persistent diligence, cognizance and keeping honest, objective records of their performance. These are the ones whose profits come from those who only dream.

With the fervent hope that you will join and stay with those who profit from the somnambulant hallucinations of "horseplayers," I will now, with some trepidation, take you, step by step, through the procedure of analyzing a race: to get the winner, the exacta and make appropriate wagers. Note I said "analyze" instead of handicap. I'm *not* a handicapper. I leave that title to those with ego driven techniques that are theirs alone. I'm just a computer dependent "picker" seeking a profitable investment.

What I'll do here is applicable to any of our computer programs. I'll use Pace Launcher 4 because it has proven to be the most profitable program yet.

Tara Castle

Ow: Cavanagh Marguerite F & Thomas M

\$10,000

B. g. 5

Sire: Vernon Castle (Seattle Slew)

Dam: Say Natural (L. Natural)

Bre: Cavanagh Marguerite & Thomas Family Trust (Cal)

Tr: Matthew Richard P (4 0 0 0 .00) 96: (36 6 .17)

Lifetime Record: 7 1 1 2 \$18,300

1996	2	0	1	0	\$2,000	Turf	0	0	0	
1995	5	1	0	2	\$16,300	Wet	1	0	0	\$5,100
SA	2	0	0	1	\$3,000	Dist	1	0	0	

L 117

190Dec-4-Hol fst 6f	.221	.451	.573	1:10 1/4	31	Clm 10000	68	3	4	1	41	25	Black C A	LB 117	4.60	83-10	Rocket Gibraltar 1175 Tara Castle 1176 Naturally Stan 1177	Game for 2nd 8
10Dec-5-Hol fst 6f	.22	.442	.564	1:09 1/4	31	Clm 30000Nix	60	1	5	5	11	11	Black C A	LB 117	4.60	80-11	Jadala 1192 Regalia Majora 1176 Rose of Silver 1202	Inside trip 10
24Dec-5-Hol fst 6f	.22	.45	.571	1:09 1/4	31	Clm 30000Nix	80	5	4	2	21	31	Black C A	LB 117	11.00	85-13	Promising Wonder 1203 Superlously 1223 Tara Castle 1177	Outfinished 5
29Nov-5-Hol fst 6f	.214	.442	1:10 1/4	1:09 1/4	31	Clm 30000	87	6	5	1	1	1	Black C A	LB 120	4.40	86-15	TrCastle 1204 Somebulousdncr 1204 UnusuVlu 1104	Gamely kicked clear 12
1Nov-5-5A fst 1	.221	.463	1:11 1/4	1:37 1/4	31	Clm 30000	59	7	4	3	53	51	Black C A	LB 118	4.20	86-23	Angl's Rwd 1182 Sombulousdncr 1181 AgntDobEx 1190	4 wide 2nd turn 8
12Oct-5-5A fst 1	.212	.442	.571	1:10 1/4	31	Clm 30000	71	7	7	4	4	4	Black C A	LB 120	61.80	82-16	Four Footed Friend 1205 Jeff's Ack 1223 Tara Castle 1201	Late gain 12
13Sep-5-60w fst 7f	.22	.442	1:09 1/4	1:23	31	Mid 32000	50	1	10	7	8	11	Nakantani C S	LB 118	27.20	72-11	Tomorrow's Flight 1183 Video Vision 1183 Gato Ridge 1152	By tired ones 12

WORKOUTS: Feb4 Hol fst 1:14 N 27 Feb4 Hol fst 1:13 N 21/21 Jan23 Hol fst 1:38 N 10/20 Dec31 Hol fst 1:50 N 32/44 Dec16 Hol fst 1:51 N 45/53 Nov25 Hol fst 1:16 N 15/15

Kavallas Star

Ow: Cohen & Romelt

\$10,000

B. g. 6

Sire: Bel Bolide (Bold Bidder)

Dam: Kavalla (Radar Ahead)

Bre: Self Mr & Mrs Carlton (Cal)

Tr: Spawc Bili (40 6 10 3 .15) 96: (412 65 .16)

Lifetime Record: 24 3 5 2 \$40,927

1997	1	0	0	0	\$900	Turf	2	0	0	0
1996	11	1	3	2	\$12,630	Wet	0	0	0	0
SA	2	0	0	0	\$900	Dist	3	0	1	\$5,075

L 117

10Jan-7-5A fst 1 1/2	.224	.462	1:10 1/4	1:43 1/4	41	Clm 10000	78	1	1	1	21	31	Flores DR	LB 116 fb	4.50	82-12	Bit Of Petrone 1162 ZnieReality 1153 Best Anthem 1161	Inside, weakened 11
20Oct-6-5H fst 7 1/2	.221	.45	1:09 1/4	1:28 1/4	31	Clm 8000	84	7	1	31	31	21	Pedroza M A	LB 117 fb	1.00	90-11	Pedernales 1171 Kavallas Star 1174 Big Paz 1171	Stalked, 2nd best 9
10Oct-6-5H fst 7 1/2	.22	.453	1:10 1/4	1:29 1/4	31	Clm 8000	84	8	1	31	31	31	Pedroza M A	LB 116 fb	4.50	88-15	Sharp Words 1176 Munroe Falls 1176 Kavallas Star 1162	Willingly 11
9Nov-6-5H fst 1 1/2	.241	.481	1:12 1/4	1:44 1/4	31	Clm 30000	75	4	1	24	24	24	Pedroza M A	LB 114 fb	9.30	77-17	Five Under 1163 Kavallas Star 1141 Take My Chances 1162	Inside duel 8
11Oct-6-5A fst 1 1/2	.224	.462	1:10 1/4	1:43 1/4	31	Clm 10000	68	3	2	31	31	31	Pedroza M A	LB 117 fb	23.70	83-23	Collectable Wine 1174 My Momento 1174 System 1177	Stalked inside 11
23Sep-6-6F fst 1 1/2	.23	.463	1:12 1/4	1:45 1/4	31	Clm 5000	78	1	2	21	21	21	Pedroza M A	LB 122 b	3.50	78-15	My Momento 1162 Mr. Baldini 1162 Kavallas Star 1223	Inside trip 9
22Sep-6-4F fst 1 1/2	.23	.463	1:12 1/4	1:45 1/4	31	Clm 5000	72	2	1	21	21	14	Pedroza M A	LB 116 b	13.00	82-14	Kavallas Star 1164 Craig's Hoochie 1164 Mr. Baldini 1162	Just lasted 9
13Sep-6-7F fst 7f	.212	.451	1:13 1/4	1:41 1/4	31	Clm 5000	52	7	1	51	51	101	Flores DR	LB 116 b	3.60	79-11	Pancho's Cup 1163 Slew O' Cash 1163 Ketchum Z's 1163	Inside, gave way 10
21Aug-6-90w fst 1	.22	.44	1:11 1/4	1:37 1/4	31	Clm 10000	34	1	4	4	51	51	Antley C W	LB 117 b	13.90	57-21	System 1176 Chocolate 1176 Hayden Lake 1176	Wide, gave way 10
25Jly-6-30w fst 6f	.22	.441	.571	1:09 1/4	31	Clm 10000	53	5	7	51	81	91	Pincay L Jr	LB 117 f	2.70	78-13	Perfect Timing 1172 Fancy Ticket 1172 Kolbe's Gold 1172	Weakened 9

WORKOUTS: Feb11 SA W fst 1:52 N 22 Feb11 SA W fst 1:52 N 55 Jan22 SA W fst 1:38 N 3/3 Jan23 Hol fst 1:37 N 4/12 Dec31 Hol fst 1:37 N 4/28 Dec16 Hol fst 1:41 N 34/42

Sunset Boulevard

Ow: Jackson James

\$10,000

B. g. 4

Sire: Corwyn Bay Fire (Carriem)

Dam: Dawn Street (Dawn of Creation)

Bre: Alfred E C & Hubbard R D (Cal)

Tr: Kuen Oallas E (11 2 2 .05) 96: (294 55 .19)

Lifetime Record: 23 4 5 3 \$34,181

1997	1	0	1	0	\$2,200	Turf	0	0	0	0
1996	15	2	3	2	\$22,240	Wet	1	0	0	0
SA	2	0	1	0	\$3,500	Dist	1	0	1	\$2,200

L 115

21Jan-7-5A fst 7f	.23	.46	1:10 1/4	1:23 1/4	41	Clm 10000	71	6	1	24	21	21	Solis A	LB 115	3.20	85-16	Spirit Warrior 1163 Sunset Boulevard 1152 Tres Fb 1184	Shied from whip 1/8 11
11Oct-6-7H fst 6 1/2	.214	.443	1:10 1/4	1:17 1/4	31	Clm 12500	61	7	1	31	31	31	Berrio O A	LB 115	7.00	75-14	Loughspring 1152 Out Of Order 1152 Double Brass 1151	Weakened 8
28Nov-6-2H fst 1 1/2	.231	.471	1:12 1/4	1:43 1/4	31	Clm 12500	50	3	2	24	31	51	Solis A	LB 116	3.00	67-17	Pitt City Slew 1162 ZnieReality 1162 Gibby's Value 1161	Inside duel, gave way 8
11Nov-6-5H fst 1 1/2	.223	.472	1:12 1/4	1:45 1/4	31	Clm 12500	73	6	2	21	31	24	Solis A	LB 116	5.60	74-23	Hachero 1164 Sunset Boulevard 1164 Gibby's Value 1161	Game effort 9
17Oct-6-1A fst 5 1/2	.22	.45	.57	1:09 1/4	31	Clm 16000	67	4	1	31	41	57	Solis A	LB 115	6.20	84-12	Singular Vision 1157 By Reality 1157 Sheetant 1150	Forced wide into lane 7
26Sep-6-6F fst 6 1/2	.214	.454	1:11 1/4	1:17 1/4	31	Clm 16000	54	1	3	31	31	61	Pedroza M A	LB 114	6.00	83-12	Shaqueille 1142 Cullass Crusader 1150 Singular Vision 1164	Weakened 9
15Sep-6-2F fst 5 1/2	.22	.46	1:12 1/4	1:18 1/4	31	Clm 16000	74	6	1	21	24	21	Pedroza M A	LB 114	2.40	80-11	Seattle South 1143 Sunset Boulevard 1143 Don's Memory 1161	Battled back 7
28Aug-6-50w fst 6f	.214	.451	.571	1:11 1/4	31	Clm c-12500	60	1	9	31	51	61	Desormeaux K J	LB 116 f	3.10	76-16	Time For Cabo 1162 Shaquelle 1162 Archie Hoagland 1161	Slumbled start 10

WORKOUTS: Feb11 Hol fst 1:02 N 22/29 Jan25 Hol fst 1:37 N 3/13 Jan18 Hol fst 1:20 N 4/20 Jan12 Hol fst 1:45 N 15/23 Dec7 Hol fst 1:37 N 15/19 Nov28 Hol fst 1:41 N 14/29

Mr. Warren

Ow: Warren Benjamin C

\$10,000

B. g. 6

Sire: Petron (Prince Taj)

Dam: Lora Vee (Fignora)

Bre: Warren Ben (Cal)

Tr: Wickett Monte G (3 0 0 0 .00) 96: (40 2 .05)

Lifetime Record: 30 1 0 1 \$8,638

1997	2	0	0	0		Turf	1	0	0	0
1996	11	0	0	0	\$1,510	Wet	2	0	0	0
SA	4	0	0	0		Dist	0	0	0	0

L 112 1/2

25Jan-7-1A fst 1	.224	.46	1:11 1/4	1:37 1/4	41	Clm 10000	57	6	8	71	71	71	Scott J M	LB 116 f	54.00	68-19	Bit Of Petrone 1184 Hayden Lake 1173 Best Anthem 1162	No threat 3
10Jan-7-5A fst 1 1/2	.224	.462	1:10 1/4	1:43 1/4	41	Clm 10000	74	2	10	91	91	67	Scott J M	LB 116 f	95.20	80-12	Bit Of Petrone 1162 ZnieReality 1153 Best Anthem 1161	Improved position 15
28Oct-6-5A fst 1 1/2	.224	.46	1:11 1/4	1:43 1/4	31	Clm 10000	53	8	9	101	91	91	Valenzuela F H	LB 116 f	76.50	82-16	Chubby Dubby 1161 Crackerjax Max 1161 Kavallas Star 1162	Outrun 10
10Oct-6-5H fst 7 1/2	.224	.453	1:10 1/4	1:29 1/4	31	Clm 8000	61	7	6	101	101	91	Toscana P R	LB 116 f	136.30	76-15	Sharp Words 1176 Munroe Falls 1176 Kavallas Star 1162	No threat 11
27Nov-6-2H fst 1 1/2	.231	.47	1:12 1/4	1:43 1/4	31	Clm 10000	59	5	7	81	91	71	Toscana P R	LB 116 f	96.50	72-13	Win The Case 1174 Woodbridge 1164 Johnar 1123	No rally 9
7Nov-6-2H fst 1 1/2	.234	.471	1:12 1/4	1:43 1/4	31	Clm 8000	68	2	2	31	31	41	Toscana P R	LB 116	109.00	72-16	Can't Decipher 1163 Clever Talk 1161 Cocoman 1172	Weakened 7
30Oct-6-3A fst 1 1/2	.473	1:13 1/4	1:37 1/4	1:51	31	Clm 10000	48	3	5	61	71	71	Murphy M S	LB 117	74.60	55-20	Rexile 1172 Blinking Lights 1172 Storm Hawk 1172	Dropped back early 7
10Oct-6-10F fst 1	.231	.463	1:13 1/4	1:43 1/4	31	Clm 8000Nix	60	5	3	31	51	51	Navarro V G	LB 121	11.30	89-12	Silk Flyer 1164 My Bill Bailey 1164 Dashing Swoon 1160	Lacked rally 8
17Sep-6-4F fst 6f	.22	.46	.584	1:12 1/4	31	Clm 8000	61	5	6	71	71	51	Murphy M S	LB 116	68.00	85-09	Marmoe 1164 Important Issue 1164 Wide Vision 1164	Wide into lane 7
15Sep-6-50w fst 1	.221	.454	1:11 1/4	1:37 1/4	31	Clm 10000	64	1	5	81	81	91	Murphy M S	LB 119	85.40	78-17	Groovy Add Vice 1174 Mindlike 1174 Proudlobet 1174	Rail trip 10

WORKOUTS: Feb6 Fx fst 1:49 N 1/3 Dec21 Fx fst 1:42 N 4/11 Dec15 Fx fst 1:43 N 1/6 Nov15 Fx fst 1:42 N 2/4

S. S. Tell

Ow: Delaplane E Edward & Paula

\$10,000

B. g. 4

Sire: Tell (Round Table)

Dam: Karyn's Lark (Best Turn)

Bre: Delaplane E Edward (Cal)

Tr: Cardiel Fiel (11 0 4 2 .00) 96: (33 4 .04)

Lifetime Record: 3 1 1 0 \$20,600

1997	1	0	0	0		Turf	0	0	0	0
1996	5	1	1	0	\$17,400	Wet	0	0	0	0
SA	5	1	1	0	\$14,175	Dist	1	0	0	\$2,325

115

10Jan-7-5A	fst	1 1/2	.224	.462	1:10 1/4	1:43 1/4	41	Clm 10000	46	10	2	23	54	101	Espinoza V	LB 115 fb	12.50	64-12	Bit Of Petrone 1162 ZnieReality 1153 BstAnthem 1161	Forced pace, gave way 11	
5Dec-6-5H	fst	6 1/2	.214	.442	1:09 1/4	1:14 1/4	31	Clm 16000	62	8	1	43	61	51	Chaves N J	LB 110 fb	15.50	75-13	Accountreceivable 1164 Apomadado 1154 Bobs Draw 1152	Weakened 9	
21Nov-6-5H	fst	7 1/2	.223	.454	1:10 1/4	1:29 1/4	31	Clm 16000	67	3	41	31	31	41	Hunter M T	LB 115 fb	6.80	75-13	RefriedDreams 1151 Dialingfordollars 1150 Schwg 1151	Between foes late 8	
6Nov-6-8H	fst	1 1/2	.223	.454	1:10 1/4	1:43 1/4	31	Clm 36000Nix	60	8	1	14	14	41	Stevens G L	LB 117 fb	13.30	67-16	RshReality 1175 DecoralCrystl 1173 CollectibleWine 1221	Duelled, gave way 8	
23Oct-6-5A	fst	1	.224	.46	1:10 1/4	1:37 3/4	31	Clm 32000	79	7	1	14	14	14	Hunter M T	LB 120 fb	11.90	81-19	S. S. Tell 1204 Johnnar 1107 It's A Screacher 1182	Speed, held 10	
19Oct-6-5A	fst	6 1/2	.214	.444	1:09 1/4	1:15 1/4	31	Clm 20000	61	4	3	21	42	25	212	Hunter M T	LB 118 fb	16.20	70-13	FiveStarDesert 1218 S.S.Tell 1181 BusterO'brien 1200	Bumped start, 2nd best 11
2Dec-5-6H	fst	7 1/2	.223	.453	1:10 1/4	1:29 1/4	31	Mid Sp Wtl	60	8	1	21	21	42	412	Atkinson P	LB 119 fb	33.00	76-91	FourStar4Action 1154 Predictable 1153 BeyondComprison 1151	No match 7
13Nov-5-6A	fst	6 1/2	.214	.444	.572	1:10 1/4	1:10 1/4	Mid Sp Wtl	66	7	9	91	91	70	51	Pedraza M A	LB 116 fb	78.00	61-10	Toysyclt 1182 TzThWhz 1104 Skymirk'sChc 1104	Bumped, forced in start 11
29Oct-5-6A	fst	6 1/2	.214	.444	.594	1:10 1/4	1:10 1/4	Mid Sp Wtl	37	7	9	61	61	111	81	Atkinson P	LB 120 fb	74.70	71-10	Shoshoni Scout 1204 ScholarShip 1214 Track Goer 1202	6 wide to turn 9
WORKOUTS: Feb 5A Sat Feb 5 11:11 AM 1228 Jan 25 Hnd wtl Feb 10 427 Jan 21 Hnd wtl Feb 10 427 Jan 6 Hnd wtl Feb 1 1:14 M 3405 Dec 28 Hnd wtl mv 1:59 M 2646 Dec 28 Hnd wtl mv 1:59 M 5402																					

Woodbridge

Own: Barry & Guy & Parker

\$10,000

Ch. p. 7

Sire: Desert Wind (Barnoon)
Dam: Happy Home (Nubonne 1st Am)
B: Harris Farms Inc. (Cal)
Tr: Berry Rich (7 0 1 .14) 96: (53 9 .17)

Lifetime Record: 74 10 15 8 \$184,232

MARTINEZ FF (22 1 14 .85) 1996: (137 10 .87)

1Feb97-95A fst 1 1/2 :23 :461 1:111 1:432 40 C/m 12500

4Jan97-95A gd 1/2 :214 :444 :574 1:111 40 C/m c-10000

Claimed from Carmody & Doyle & Doyle, Trevino Stephen G Trainer

27Nov96-2Hol fst 1 1/2 :231 :47 1:111 1:432 30 C/m c-10000

Claimed from Ruckman Chet, Avila A C Trainer

21Nov96-7Hol w/ f 1/2 :22 :444 1:101 1:171 30 C/m 10000

18Oct96-25A fst 1/2 :214 :442 1:091 1:154 30 C/m c-10000

Claimed from Byrnes & Casassa & Herrick, Amescua Rene Trainer

30Sep96-11Fpx fst 1 1/2 :223 :441 1:131 1:443 30 C/m 10000

6Sep96-10Mr fst 1/2 :221 :45 1:094 1:163 30 C/m 10000

24Aug96-10Mr fst 1/2 :222 :454 :573 1:10 30 C/m 16000

7Aug96-50Mr fst 1/2 :213 :461 :564 1:032 30 C/m 20000

28Jly96-2Hol fst 1/2 :223 :454 :574 1:10 40 C/m c-16000

Claimed from Carmody Jerald & Rog Wayne, Trevino Stephen G Trainer

WORKOUTS: Jan23 Hol 3/4 fst :1:05 H 14/15 Dec28 SA b 1.3/4 fst :3:02 H 10/13

(78) 4 5 65 541 34 214 Berrio O A

68 1 9 841 41 321 11 Berrio O A

65 1 6 891 612 691 414 Solis A

67 8 5 511 621 70 814 Castro J M

70 6 6 61 671 37 26 Solis A

62 8 4 511 32 57 591 Antley C W

79 1 8 991 891 57 291 Baze R A

59 8 2 941 371 891 812 Pincay L Jr

L 117 75 3 6 571 41 57 38 Martinez FF

71 3 6 810 791 641 45 Pincay L Jr

LB 117 f 10.80 70-14 PaydayMackee1171 JuanColorado1181 TobinRuler1174 Lacked response 11

LB 118 f 3.30 77-17 Wide Vision1162 Little Snow Man1164 Marmoe1162 Improved position 10

LB 116 f 2.30 83-13 Win The Case1171 Woodbridge1164 Johnar1131 On rail to lane 9

LB 117 f 7.10 80-13 Woodbridge1171 Naturally Stan1174 Cajero1175 Off bit slow, late bid 9

LB 117 b 5.10 81-15 Imua Keoki1172 Eagle's Deed1173 Tank's Star1172 Saved ground 8

LB 116 b 6.50 76-17 Philadelphia Dave1162 Aspen Run1164 Crystal Wes1194 Gave way 9

LB 117 b 2.80 82-12 ColoradoSwing1174 Woodbridge1173 StonCountyRod1172 On rail to lane 8

LB 117 b 5.50 79-09 Hayase1172 Mr. C I Prospector1174 R. Payday1174 4 wide to turn 8

LB 117 f 36.00 92-06 Wolf Creek1173 Woodbridge1171 Profit Margin1174 Inside trip 9

LB 117 f 13.60 76-11 R. Payday1164 Walli Esquire1141 Falcon Bid1164 No threat 9

Pumpkin House

Own: Lewis Chertle & McCaslin Robert F

\$10,000

Ch. p. 7

Sire: Pirate's Bounty (Hold the Flag)
Dam: Halloween Baby (Maska)
B: Wygod Mr & Mrs Martin J (Cal)
Tr: Keen Dallas (E 19 1 2 2 .05) 96: (204 55 .19)

Lifetime Record: 13 3 3 2 \$159,325

PEDROZA M A (115 8 11 16 .87) 1996: (1271 160 .13)

26Jan97-95A my 1 1/2 :23 :464 1:114 1:432 40 C/m 20000

12Jan97-95A w/ 1/2 :222 :452 1:10 1:371 40 C/m 25000

1Jan97-65A fst 1 1/2 :221 :471 1:111 1:421 40 C/m 32000

7Dec96-6Hol fst 1/2 :221 :45 1:10 1:283 30 C/m 55000

10Oct96-35A fst 1/2 :214 :449 1:084 1:15 30 C/m 46000Ndx

5Sep96-80Mr fst 1 :223 :461 1:102 1:351 30 A/m 51300Ndx

10Aug96-50Mr fst 1 :223 :47 1:11 1:351 30 A/m 57000Ndx

26Jly96-60Mr fst 1 :223 :461 1:101 1:351 30 C/m c-42500

Claimed from Wygod Mr & Mrs Martin J, Ellis Ronald W Trainer

2Jly96-8Hol fst 1 1/2 :234 :471 1:112 1:421 Affirmed H-G3

Bobbled start, 4 wide into lane

4Jun96-7Hol fst 1/2 :221 :444 1:092 1:282 30 C/m 45000Ndx

WORKOUTS: Feb8 Hol 1/4 fst :1:04 H 7/23 Jan22 Hol 1/4 fst :5:04 H 3/4 Dec14 Hol 1/4 fst :5:02 H 3/4 Dec2 Hol 1/4 fst :4:0 H 3/20 Nov28 Hol 1/4 fst :5:1 H 3/4 Nov15 Hol 1/4 fst :5:04 H 3/4

50 9 7 771 541 910 201 Pedroza M A

(81) 4 4 40 33 321 214 Pedroza M A

(91) 7 2 34 311 42 44 Pedroza M A

78 3 8 791 641 58 491 Pedroza M A

82 6 2 641 641 631 441 Solis A

81 1 3 29 341 351 391 Solis A

89 8 5 541 641 371 72 Delahoussaye E

87 5 5 541 311 311 McCarron C J

L 117 50 9 7 771 541 910 201 Pedroza M A

LB 116 *1.60 66-12 Wide Vision1164 Gold Record1165 Sudden Ice1162 4 wide, gave way 10

LB 116 *1.90 83-11 Hooten Harry1161 Pumpkin House1163 Seal Your Fate1169 Willingly 5

LB 116 5.60 88-12 Walk Point1164 MeadowBlaze1163 DilyRounds1161 Dueled between foes 8

LB 114 17.20 81-12 Bold Capital1172 First Intent1174 Puzar1173 Off bit slow 8

LB 117 9.90 86-13 Tres Paraiso1172 Off The Tee1173 Costly Frosty1196 8y tired ones 6

LB 117 2.80 84-13 Patrick1173 Sovereign Sage1179 Pumpkin House117 Between foes, weakened 9

LB 117 7.70 87-11 Gastown1174 Beau Jingles1173 Expelled1173 Rail trip 4

LB 117 *1.90 90-17 I'm Checkin'Out1173 Natural Swinger1173 Pumpkin House1173 Willingly 8

LB 115 2.50 87-04 Mr Purple1203 Pumpkin House1154 Oncefortheroad1144 6

LB 114 *2.10 92-10 Pumpkin House1144 Saros' Triumph1162 Desert Pirate1142 Clearly best 9

Temecula Native

Own: Dwyer Anita

\$10,000

Ch. p. 5

Sire: Kala Native (Exclusive Native)
Dam: Silent Music (Willet Lifter)
B: Dwyer Anita V (Cal)
Tr: Dean Robert A (7 0 0 .08) 96: (94 3 .03)

Lifetime Record: 22 2 2 1 \$45,263

BLANCH (99 7 5 19 .87) 1996: (1245 123 .10)

14Dec96-7Hol gd 1/2 :223 :451 1:102 1:301 30 C/m 16000

1Dec96-8Hol fst 1/2 :22 :442 :564 1:091 30 C/m 34000Ndx

6Nov96-8Hol fst 1 1/2 :223 :454 1:104 1:432 30 C/m 36000Ndx

9Sep96-90Mr fst 1/2 :213 :434 1:074 1:141 30 C/m 35000

24Aug96-50Mr fst 1 1/2 :24 :491 1:141 1:443 30 C/m 46000Ndx

28Jly96-70Mr fst 1 :24 :48 1:114 1:351 30 A/m 39500Ndx

19Jly96-2Hol fst 1 :223 :452 :572 1:094 30 C/m 37000Ndx

18Jun96-2Hol fst 1/2 :221 :442 1:083 1:154 30 C/m 37000Ndx

1May96-6Hol fst 1/2 :221 :451 1:10 1:284 40 C/m 12500s

WORKOUTS: Feb11 Hol 3/4 fst :5:02 H 1/2 Feb1 Hol 3/4 fst :5:03 H 1/2 Dec2 Hol 1/4 fst :4:02 H 1/2 Nov27 Hol 3/4 fst :3:44 H 1/2 Nov23 Hol 1/4 fst :5:04 H 1/2 Nov15 Hol 1/4 fst :5:0 H 1/2 Nov11 Hol 1/4 fst :5:0 H 1/2

42 3 8 641 67 712 824 Blanch B

33 10 10 1014 917 1014 1023 Garcia J A

28 2 6 810 711 614 635 Blanch B

87 2 9 914 911 671 391 Blanch B

52 4 2 21 651 610 615 Douglas R R

75 7 7 791 811 731 42 Pincay L Jr

80 3 5 531 54 591 42 Blanch B

82 5 1 411 441 37 29 Blanch B

86 6 2 571 671 37 24 Blanch B

81 11 4 67 641 45 43 Blanch B

L 117 42 3 8 641 67 712 824 Blanch B

LB 117 f 13.90 58-10 Coastal Star1124 Nightjar1172 Seal Your Fate1174 Off bit slow, gave way 8

LB 117 11.10 70-11 Jadala1192 Regalia Majora1174 Roses Of Silver1202 Yeered out start 10

LB 119 f 10.20 48-16 Rash Reality1173 Decor In Crystal1173 Collectable Wine1221 No factor 8

LB 115 36.20 90-13 Beautiful Crown1174 MeadowBlaze1173 Temecula Native1152 Along for 3rd 9

LB 117 10.30 66-14 TimeForSkywile1164 Wonderful Luck1164 GlobiPrformnc1174 Gave way 6

LB 117 6.10 83-17 March Of Kings1144 Tres Feb1174 Rock EmSteady1171 Widest into lane 10

LB 118 f 1.30 82-15 Windy's Halo1184 Egayant1184 Superb Idea1222 Mild late bid 5

LB 118 f 19.60 87-13 Hayase1203 Temecula Native1184 Windower1204 Wide trip 5

LB 118 f 30.20 87-11 Fortunick1204 Temecula Native1184 UncleBobsSlew1142 Finished well 6

I'm using Santa Anita only because the Past Performances are available daily. These

instructions apply to ALL tracks without exception even if you think your track is different.

Let's see how long I can go without using "I" from here on out:

Step 1 - To make sure everyone is on the same page, here are the current 3 Year Best times for Santa Anita. The "about" 6.5 Turf time has been arbitrarily changed to 1:13:2 instead of the 1:11:2. Using the faster time skews distance change conversions out of reason. A previous 3 Year Best for the Dirt mile, 1:33:0, as sent to us directly from the DRF, has been revised by them to 1:34. Be sure to make this change. Remember also - *Never use RECORD TIMES*, always the 3 Year Best.

3 YEAR BEST

SA					
DIRT			TURF		
5.0	57.3	17	5.0		
5.5	101.4	17	5.5	101.1	17
6.0	107.3	17	6.0	106.4	17
6.5	114.0	17	6.5	113.2	17
7.0	120.4	17	7.0		
7.5	127.0	17	7.5		
8.0	134.0	17	8.0	132.2	17
8.2			8.2		
8.3			8.3		
8.5	140.3	17	8.5	139.3	17
9.0	146.3	17	9.0	146.0	17
9.5			9.5		
10.0	159.1	17	10.0	157.3	17

Step 2 - The SELECT RACE screen. You see no entry next to PURSE or COMMENT. This is optional. You may choose to enter the purse. Just don't let it negatively influence you.

SELECT RACE

SA

MONTH 2 DAY 14 YEAR 1997

RACE # 1

DIST 7.0

SURFACE D

PURSE \$ 0

COMMENT

STEP 3: PACELINES:

There are twelve horses in this race. Next to PUMPKIN HOUSE you see a B to indicate this is the top Beyer figure horse. Since this almost always produces a favorite, it's important to know what you're up against in seeking overlays. SEE THE WOOD, ONCE DANCE MORE, RARE YEAR, MR. WARREN, and S.S. TELL have no SR+V in their last 3 outings that qualify them for winning or even being in the money.

Going back four races to that 90 SR at Del Mar for TEMECULA might be okay for trifecta specialists. But even in that race the horse was beaten a total of 42 lengths. Then a layoff and three dismal performances since. Technically, since its 3rd back was a route, the 4th back does qualify.

Ironically, if that line were used the horse would figure strongly in the final rankings. Despite the losing margin, it ran against a 1:14:1 6.5 furlong time that equaled the Del Mar 3 Year Best for 6.5 F. Those who included the horse and won the huge trifecta are to be congratulated. However, it's eliminated in this example.

The distance is 7 furlongs. Of the remaining contenders only three, TARA, SUNSET and KAVAL qualify as sprinters.

Time to look at some *internal* fractions from Routers.

HAYDEN ran actual 6 furlong times of 1:11, 1:11.2 and 1:10.4. In its sprint within a route WOODB ran against 1:11.1 and 1:11, closing on the sprint pace both times. It qualifies, just barely. The top Beyer figure horse PUMP, ran against a 1:11. It lost ground between the 1/2 and 3/4 mile time. A negative sign that's important to note when extracting a sprint from a route. While internal times are important, *how* those times were run is more so.

LINES

SA 2-14-97 1 7 D

#	NAME	L	DIST	S	1stC	2ndC	3rdC	FnlC	BL1	BL2	BLS	BLF	SR	TV	ADJ	N	T
1	HAY1x	1	6.0	D	21.4	44.3	58.2	110.3	0.00	0.00	0.00	0.00	85	19	0.5	1	
2	HAY3	3	8.0	D	22.1	45.2	110.4	137.2	0.00	0.00	0.00	7.50	75	19	0.5	1	
3	HAY3x	3	6.0	D	22.1	45.0	58.1	110.2	0.00	0.00	0.00	0.00	86	19	0.5	1	
4	HAY2x	2	6.0	D	23.0	46.4	58.4	111.0	0.00	0.00	0.00	0.00	83	16	0.0	1	
5	PUM-B	3	8.5	D	23.4	47.1	111.0	142.1	0.50	1.50	2.00	4.00	88	12	-2.0	2	
6	PUMx	3	6.0	D	23.0	46.4	58.2	110.3	0.25	0.25	0.50	0.50	84	12	-2.0	2	
7	TARA	4	6.5	D	21.4	44.2	110.1	116.3	0.00	0.50	0.00	0.00	86	15	-1.5	1	
8	KAVEL	2	7.5	D	22.1	45.0	109.2	128.3	1.50	2.50	1.00	1.00	90	11	-3.5	2	
9	KAV3	3	7.5	D	22.4	45.3	110.2	129.1	0.50	0.15	0.10	0.15	88	15	-1.5	2	
10	SUNS	1	7.0	D	23.0	46.0	110.4	123.3	0.10	0.50	0.10	0.50	85	16	0.0	1	
11	WOODB	3	8.5	D	23.1	47.0	111.0	143.2	5.00	4.75	3.50	1.15	86	13	-0.5	3	
12	WOODx	3	6.0	D	22.4	46.3	58.2	110.3	2.50	2.50	1.25	1.25	85	13	-0.5	3	

EQUALIZED LINES

SA 2-14-97 1 7 D

#	NAME	L	DIST	S	1stC	2ndC	3rdC	FnlC	BL1	BL2	BLS	BLF	SR	TV	ADJ	N	T
1	HAY1x	1	7.0	D	22.0	44.4	111.0	123.1	0.00	0.00	0.00	0.00	88	19	0.5	1	
2	HAY3	3	7.0	D	22.2	45.1	110.4	123.0	0.00	0.00	0.00	0.00	89	19	0.5	1	
3	HAY3x	3	7.0	D	22.2	45.1	110.4	123.0	0.00	0.00	0.00	0.00	89	19	0.5	1	
4	HAY2x	2	7.0	D	23.1	47.0	111.2	123.3	0.00	0.00	0.00	0.00	86	16	0.0	1	
5	PUM-B	3	7.0	D	23.1	47.0	111.0	123.1	0.25	0.25	0.50	0.50	87	12	-2.0	2	
6	PUMx	3	7.0	D	23.1	47.0	111.0	123.1	0.25	0.25	0.50	0.50	87	12	-2.0	2	
7	TARA	4	7.0	D	22.0	44.3	110.2	123.0	0.00	0.50	0.00	0.00	89	15	-1.5	1	
8	KAVEL	2	7.0	D	22.1	44.4	109.1	122.0	1.50	2.50	1.00	1.00	93	11	-3.5	2	
9	KAV3	3	7.0	D	22.4	45.2	110.1	122.3	0.50	0.15	0.10	0.15	91	15	-1.5	2	
10	SUNS	1	7.0	D	23.0	46.0	110.4	123.3	0.10	0.50	0.10	0.50	85	16	0.0	1	
11	WOODB	3	7.0	D	23.0	46.4	111.0	123.1	2.50	2.50	1.25	1.25	87	13	-0.5	3	
12	WOODx	3	7.0	D	23.0	46.4	111.0	123.1	2.50	2.50	1.25	1.25	87	13	-0.5	3	

HAYDN. Last 3 lines. Both the actual and EQUALIZED pacelines are shown. It's always best to see what a horse *actually* did before equalizing.

PUMPKIN, the top Beyer Horse is next. Using its best Beyer rated line, 3 back it has a 6 furlong time of 1:11 beaten 3.5 lengths. Two lines are seen for KAVEL. Use the best after HIDING from the VITAL FACTORS screen. SUNST is taken from the best of its last 3. TARA, from its best Beyer figure when the HOL 3 Year Best for 6.5 F was 114.2, Using its published SR+V it gets a highly questionable benefit of the doubt when going back 4 races to 1995 for TARA'S line. Doing so gives the program a severe test. It is done for that reason alone.

True lines for HAY1x & 3x, PUM and WOODB appear first; the actual Route line for HAY3. Many will want always to do this to view actual lines before Extracting sprint from route (x). PUM'S B line stays until later elimination because it's good to be aware of the top

Beyer horse. It also adds pleasure to see how the B horse fares when your selection beats it. This won't happen when favorites do win. Don't fight it. WOODB ran at HOL so when Xtracting the sprint the HOL 6f 3 Year Best (107:4) must be entered when the program asks for OTHER track 3 Year Best.

Lines from three different races are seen for HAYD and 2 for KAV. All are within the parameters of the last three races. Comparing them, the best is ultimately used since the horses will qualify from one or more of the lines. Statistics show that unless there is a huge disparity between lines, employing the best is most profitable.

By looking at more than one line you can see which the program deems best for today's match up, rather than relying on sensory perception.

NOTE: The "N" screen for Need to Lead is important. 1 = Need to Lead from gate to wire. 2 = Need to Lead from 2nd call to wire. 3 = Comes from off the pace. 4 = Comes from FAR off the pace. You can devise you own code. Just be SURE it's consistent. These designations can serve as vital match up factors when making final wagering decisions.

"T" for Tandem. This is also a vital reminder. In this race there are three tandems in which HAYD, TARA, KAVAL, WOODB and SUNS were a part: the races involving Bill of Petrone, Spirit Warrior and Payday. Of the contenders that qualify. HAYD and KAV, last race, is the only Tandem that should be noted. Since we did not ultimately use the tandem line for either horse, there is nothing under T.

If there is any question about using the ATM screens instead of RAW, one should remember that the horses in this race come from various distances and some are taken from Extracted (x) lines. Except under extremely stable weather conditions and when all contenders come from the same track, same time frame, ATM is the most predictive.

Next the ADJUSTMENT screen. Note that no manual adjustment was used. Except, in rare cases, when horses of questionable class come from tracks of entirely different class, manual entries are dangerous for all but the most sophisticated users.

ATM ADJUSTMENTS, NEED TO LEAD AND TANDEM RACES

SA 2-14-97 1 7 D

NAME	L	DIST	S	AVE DTV	TV	TV ADJ	T&S	MAN	NET ATM	NTL	TAN
HAY1x	1	6.0	D	17	19	0.5			0.5	1	
HAY3	3	8.0	D	17	19	0.5			0.5	1	
HAY3x	3	6.0	D	17	19	0.5			0.5	1	
HAY2x	2	6.0	D	17	16				0.0	1	
PUM-B	3	8.5	D	17	12	-2.0			-2.0	2	
PUMx	3	6.0	D	17	12	-2.0			-2.0	2	
TARA	4	6.5	D	17	15	-0.5	-1		-1.5	1	
KAVEL	2	7.5	D	17	11	-2.5	-1		-3.5	2	
KAV3	3	7.5	D	17	15	-0.5	-1		-1.5	2	
SUNS	1	7.0	D	17	16				0.0	1	
WOODB	3	8.5	D	17	13	-1.5	1		-0.5	3	
WOODx	3	6.0	D	17	13	-1.5	1		-0.5	3	

STEP 4: BEGIN THE CULLING PROCESS:

Distances have been equalized. Eliminate all duplicated lines by using the HIDE feature. Be SURE that your screens are headed ATM, not RAW. After HIDING the duplicates, here is the ENGEN.

ENERGY GENERATOR -- ATM

SA 2-14-97 1 7 D

#	NAME	L	N	T	Total	R	DEF	Hid	R	Fx	R	%Med	E/EP	R	L/EP	R	ESP
1	HAY1x	1	1		169.67-	1		64.60-	9	65.83-	5	69.58	79.75-	1	76.84-	7	EAR
2	HAY3	3	1		169.41-	2	0.26	65.18-	7	65.77-	6	69.05	79.49-	3	77.11-	6	E/P
3	HAY3x	3	1		169.41-	2	0.26	65.18-	7	65.77-	6	69.05	79.49-	3	77.11-	6	E/P
4	HAY2x	2	1		166.46-	8	3.21	65.82-	4	66.68-	3	67.50	77.99-	8	77.15-	5	SUS
5	PUM-B	3	2		166.16-	9	3.51	65.93-	1	66.82-	1	67.25	77.80-	9	77.22-	4	SUS
6	PUMx	3	2		166.16-	9	3.51	65.93-	1	66.82-	1	67.25	77.80-	9	77.22-	4	SUS
7	TARA	4	1		169.32-	4	0.35	64.69-	8	65.72-	8	69.60	79.64-	2	76.71-	9	EAR
8	KAVEL	2	2		169.40-	3	0.27	65.33-	6	65.99-	4	68.67	79.36-	4	77.35-	2	PRE
9	KAV3	3	2		168.87-	5	0.80	65.88-	3	65.54-	9	68.58	79.15-	5	77.24-	3	PRE
10	SUNS	1	1		167.36-	6	2.31	65.72-	5	65.75-	7	68.53	78.63-	6	76.76-	8	PRE
11	WOODB	3	3		166.82-	7	2.85	65.89-	2	66.80-	2	67.30	78.04-	7	77.40-	1	SUS
12	WOODx	3	3		166.82-	7	2.85	65.89-	2	66.80-	2	67.30	78.04-	7	77.40-	1	SUS

HI/LO Difference = 3.51 Average = 167.99

Most of these horses fit the Total Energy Class range of 168 to 169. The exceptions are the Beyer choice, PUM, HAY2, SUNS and WOODB. Three lines are shown for HAY. Lines 1 and 3 have similar Total Energy and ESP: Early and E/P running patterns. Profiling the computerized ESP'S of winners and in-the-money horses is highly profitable.

Next, to the VITAL FACTORS ATM SCREEN. Always make final HIDEs from this screen. First, view the SPN Rankings. Use them as the basis for HIDING.

VITAL FACTORS--ATM												SA 2-14-97 1 7 D	
HI/LO Difference = 3.51 Average = 167.99													
#	NAME	L	TOTAL	SC	R	E/DC	SCBL	3F	R	SPN	R		
1	*HAY1x	1	169.67	59.01-	1(44.4)	98.23		51.62-	8(38.2)	90.92-	2		
2	*HAY3	3	169.41	58.48-	3(45.1)	99.14		52.44-	7(37.4)	91.67-	1		
3	*HAY3x	3	169.41	58.48-	3(45.1)	99.14		52.44-	7(37.4)	91.67-	1		
4	*HAY2x	2	166.46	56.17-	7(47.0)	98.72		54.10-	3(36.3)	81.17-	7		
5	PUM-B	3	166.16	55.84-	9(47.1)	98.65	0.25	54.41-	2(36.2)	80.92-	8		
6	PUMx	3	166.16	55.84-	9(47.1)	98.65	0.25	54.41-	2(36.2)	80.92-	8		
7	TARA	4	169.32	58.87-	2(44.4)	98.44	0.50	51.48-	9(38.2)	86.92-	5		
8	KAVEL	2	169.40	57.94-	4(45.3)	98.66	2.50	53.07-	4(37.2)	87.17-	4		
9	KAV3	3	168.87	57.89-	5(45.3)	100.48	0.15	53.05-	5(37.2)	88.67-	3		
10	SUNS	1	167.36	57.30-	6(46.0)	99.88	0.50	52.66-	6(37.3)	76.67-	9		
11	WOODB	3	166.82	55.91-	8(47.1)	98.27	2.50	54.54-	1(36.2)	83.42-	6		
12	WOODx	3	166.82	55.91-	8(47.1)	98.27	2.50	54.54-	1(36.2)	83.42-	6		
HIGH			169.67	59.01	(44.4)	100.48		54.54	(36.2)	91.67			
LOW			166.16	55.84	(47.1)	98.23		51.48	(38.2)	76.67			
AVE			167.99	57.30	(46.0)	98.88		53.23	(37.1)	85.29			

* = Wire to Wire

Make your initial HIDE in this order:

HAY3 (Extreme right line 2), HAY2x, PUM B, PUMx, SUNS, WOODB.

For now keep: HAYx lines 1 & 3. TARA, KAV 2 & 3. WOODBx.

Here is what appears next:

VITAL FACTORS--ATM

SA 2-14-97 1 7 D

#	NAME	L	TOTAL	SC	R	E/DC	SCBL	3F	R	SPN	R
1	*HAY1x	1	169.67	59.01-	1(44.4)	98.23		51.62-	8(38.2)	90.92-	2
2	* OUT	3	169.41	58.48-	3(45.1)	99.14		52.44-	7(37.4)	91.67-	1
3	*HAY3x	3	169.41	58.48-	3(45.1)	99.14		52.44-	7(37.4)	91.67-	1
4	*HAY2x	2	168.46	56.17-	7(47.0)	98.72		54.10-	3(36.3)	81.17-	7
5	OUT	3	166.16	55.84-	9(47.1)	98.65	0.25	54.41-	2(36.2)	80.92-	8
6	OUT	3	166.16	55.84-	9(47.1)	98.65	0.25	54.41-	2(36.2)	80.92-	8
7	TARA	4	169.32	58.87-	2(44.4)	98.44	0.50	51.48-	9(38.2)	86.92-	5
8	KAVEL	2	169.40	57.94-	4(45.3)	98.66	2.50	53.07-	4(37.2)	87.17-	4
9	KAV3	3	168.87	57.89-	5(45.3)	100.48	0.15	53.05-	5(37.2)	88.67-	3
10	OUT	1	167.36	57.30-	6(46.0)	99.88	0.50	52.66-	6(37.3)	76.67-	9
11	OUT	3	166.82	55.91-	8(47.1)	98.27	2.50	54.54-	1(36.2)	83.42-	6
12	WOODx	3	166.82	55.91-	8(47.1)	98.27	2.50	54.54-	1(36.2)	83.42-	6
HIGH			169.67	59.01	(44.4)	100.48		54.54	(36.2)	91.67	
LOW			166.16	55.84	(47.1)	98.23		51.48	(38.2)	76.67	
AVE			167.99	57.30	(46.0)	98.88		53.23	(37.1)	85.29	

Do not HIDE horses at random. Go down the list from TOP to BOTTOM. This procedure cannot be emphasized enough. Failing to hide in this manner will alter rankings. SPN numbers change with the match up. Random hiding can give you distorted final readouts.

Now Vital Factors with the six remaining lines:

VITAL FACTORS--ATM

SA 2-14-97 1 7 D

#	NAME	L	TOTAL	SC	R	E/DC	SCBL	3F	R	SPN	R
1	*HAY1x	1	169.67	59.01-	1(44.4)	98.23		51.62-	5(38.2)	92.92-	2
2	*HAY3x	3	169.41	58.48-	3(45.1)	99.14		52.44-	4(37.4)	94.67-	1
3	TARA	4	169.32	58.87-	2(44.4)	98.44	0.50	51.48-	6(38.2)	86.92-	5
4	KAVEL	2	169.40	57.94-	4(45.3)	98.66	2.50	53.07-	2(37.2)	90.42-	4
5	KAV3	3	168.87	57.89-	5(45.3)	100.48	0.15	53.05-	3(37.2)	91.67-	3
6	WOODx	3	166.82	55.91-	6(47.1)	98.27	2.50	54.54-	1(36.2)	83.42-	6
HIGH			169.67	59.01	(44.4)	100.48		54.54	(36.2)	94.67	
LOW			166.82	55.91	(47.1)	98.23		51.48	(38.2)	83.42	
AVE			168.92	58.02	(45.3)	98.87		52.70	(37.3)	90.00	

* = Wire to Wire

The match up has changed. Now KAV'S line 3 is superior to line 2. Don't fight it. You have the only handicapping program based on the actual match up of contenders. Let it work for you. HIDE KAV2. HAY3 out ranks HAY1z. HIDE HAY1x.

VITAL FACTORS--ATM

SA 2-14-97 1 7 D

#	NAME	L	TOTAL	SC	R	E/DC	SCBL	3F	R	SPN	R
1	*HAY3x	3	169.41	58.48-	2(45.1)	99.14		52.44-	3(37.4)	98.17-	1
2	TARA	4	169.32	58.87-	1(44.4)	98.44	0.50	51.48-	4(38.2)	95.42-	3
3	KAV3	3	168.87	57.89-	3(45.3)	100.48	0.15	53.05-	2(37.2)	95.92-	2
4	WOODx	3	166.82	55.91-	4(47.1)	98.27	2.50	54.54-	1(36.2)	92.92-	4
HIGH			169.41	58.87	(44.4)	100.48		54.54	(36.2)	98.17	
LOW			166.82	55.91	(47.1)	98.27		51.48	(38.2)	92.92	
AVE			168.61	57.79	(45.4)	99.08		52.88	(37.2)	95.61	

* = Wire to Wire

In case you wondered why WOODBx was not eliminated from its earlier rankings of 6 and 5 and now 4, GO BACK to the first Vital Factors Screen. WOODBx's FINAL FRACTION was tied for best and IS NOW the best of the top 5 contenders. It's the Counter Energy Horse. This is a key factor when making Exacta-Trifecta wagers and in finding lucrative place payoffs. Despite the big paceline advantage it received, TARA ranks only 3rd on SPN. Before putting it in an exacta above WOODBx, review how TARA got its rating. It was taken from its 4th line back (1995) in deference to the line's higher Beyer figure. Still in a quandary? Go first to the COMPOSITE SCREEN:

Composite -- ATM

#	NAME	L	N	T	EPR	LPR	CPR	TT	HID	FW	FX	LS	RANK
1	HAY3x	3	1		2	3	1	2	2	1	1	12	1
2	TARA	4	1		1	4	3	3	3	2	2	18	3
3	KAV3	3	2		3	2	2	1	1	3	3	15	2
4	WOODx	3	3		4	1	4	4	1	4	1	19	4

RANKINGS no longer show a tie. KAV3 has a 3 point better line score. TARA is only one point ahead of WOODBx who ranks #1 Late (LPR) and Hidden. For another decision making corollary, look at the Early-Late Potential graph.

Early/Late Energy Potential Graph -- ATM

SA 2-14-97 1 7 D

#	NAME	L	N	EARLY R	LATE R	TOTAL R
1	HAY3x	3	1	79.49 2	77.11 3	169.41 2
2	TARA	4	1	79.80 1	76.81 4	169.76 1
3	KAVEL	2	2	79.36 3	77.35 2	169.40 3
4	WOODx	3	3	78.04 4	77.40 1	166.82 4

TARA is best E/ep. WOODB is best L/ep. Both have a Balance of 5. When you get it down to only a few contenders, MOST horses will have a balance of 5. For most, WOODBx is an obvious choice in a 3 horse exacta box. They'd reason that the most likely WIN wagers would be on HAY and KAV3. However, for Exacta bettors still undecided, go to the EARLY-LATE DIFF. Graph, then to the BOTH AND Graph.

Late/Early Difference Graph -- ATM

SA 2-14-97 1 7 D

#	NAME	L	N	DIFF	LATE	EARLY	TOTAL R
1	HAY3x	3	1	8.1			169.41- 2
2	TARA	4	1	13.9			169.76- 1
3	KAVEL	2	2	1.9			169.40- 3
4	WOODx	3	3	-10.9			166.82- 4

Early-Sustained BOTH/AND Difference Graph -- ATM

SA 2-14-97 1 7 D

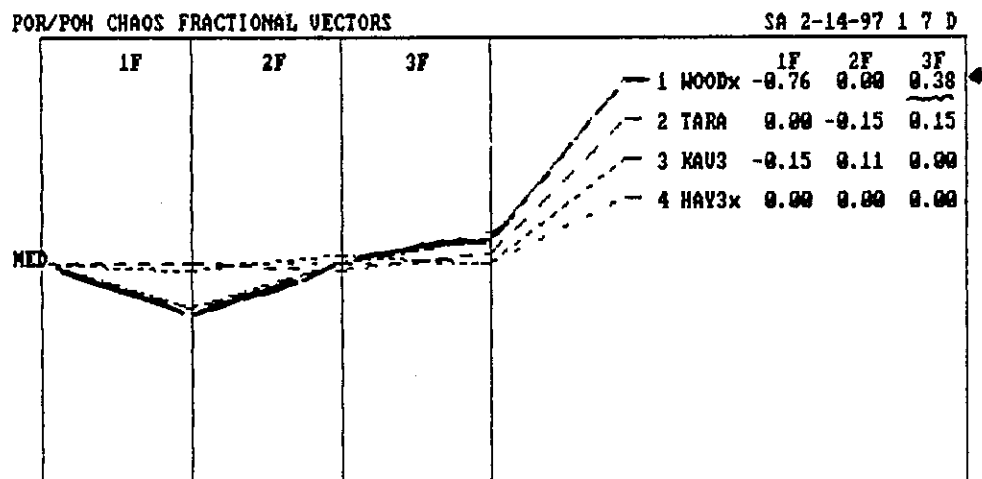
#	NAME	L	N	%EARLY	%SUST	TOTAL R
1	HAY3x	3	1	54.5		45.5
2	TARA	4	1	57.7		42.3
3	KAV3	3	2	51.9		48.1
4	WOODx	3	3	43.9		56.1

A lot of clients like the Pace Graph. It has great pictorial value for those interested in seeing projected fractional and final times. Final time projection in this race is fast because of using internal times - but it's all relative.

Pace Match Up Graphic -- ATM SA 2-14-97 1 7 D

# NAME L N T	1C R	2C R	FT R
PACE	22.07	44.85	122.90
1 HAY3x3 1	22.38- 2	45.14- 2	122.90- 1
2 TARA 4 1	22.07- 1	44.85- 1	123.30- 3
3 KAV3 3 2	22.91- 3	45.60- 3	122.93- 2
4 WOODx3 3	23.20- 4	47.22- 4	123.53- 4

The VECTOR GRAPH showing fractional moves is very revealing here for exacta bettors. Look at WOODBx's steady upward progress. It has a first fraction deficiency of .76 but gains to 0 (.76 recovery) in the second split and drives for a (plus) +.30 in the final fraction.



WOODBx is the only horse with LATE ENERGY. Bear in mind again that KAV was taken from a line used only because of its higher Beyer figure. By Methodology standards it should have come from its last race and thus would have been eliminated.

You may wish to view more screens from the menu. This is your option. In races where there is a less clear cut picture designating the top contenders, other screens provide extra corollaries for decision making. Here is BL/BL

SA 2-14-97 1 7 D

RAW			WIN ODDS ONLY			ADJUSTED		
	BOTTOM LINE	BETTING LINE					BOTTOM LINE	BETTING LINE
	LS	ODDS					LS	ODDS
1 KAVEL	22.0	EVEN	1 HAY3x	20.5	EVEN			
2 TARA	19.0	EVEN	2 TARA	19.5	EVEN			
3 HAY3x	18.0	EVEN	3 KAVEL	19.0	EVEN			
4 WOODx	15.5	2-1	4 WOODx	15.0	2-1			

HAY3x is first choice with a Bottom Line of 20.5. Projected EVEN it pays \$9.80. KAV3, 19.5 points ranks 3rd. (1st raw). TARA, ranked 2nd went off at 12.4-1. I guess only our readouts used line 4. KAV'S closing odds were 4.9-1. It's still running. WOODBx, the COUNTER ENERGY horse, placed and the exacta paid \$48.80.

TEMECULA, the horse that was eliminated with some disdain showed at \$10.80 and triggered a \$612.70 Trifecta. This shows that all elimination procedures have flaws. The horse was tossed because of a poor performance record last three, despite its 90 SR four races back.

3319 —FIRST RACE. 7 Furlongs. Purse \$11,000. 4-year-olds and up, bred in California. Claiming price: \$10,000.											
Index	Horse and Jockey	WL	PP	ST	W	½	¾	Str.	Fin.	To \$1	
3200	Hayden Lake, G Stevens	117	1	1	1 ¹	1½	-	13	12½	3.90	
3250	Woodbridge, F Martinez	117	10	8	7½	7hd	-	4½	2½	8.10	
2274	Temecula Native, B Blanc	117	12	10	11½	11½	-	5 ¹	3½	11.90	
3238	Sunset Boulevard, A Sols	115	7	4	2hd	42	-	2hd	4¼	3.00	
3217	Pumpkin House, M Pedroza	117	11	2	9½	8½	-	7½	5½	3.10	
3208	One Dance More, M Garcia	117	3	12	12	12	-	11hd	8 ¹	109.40	
3114	Kavates Star, D Flores	117	8	7	62	6½	-	82	7 ¹	4.30	
3200	Mr. Warren, J Gonzalez	112	8	8	4hd	5hd	-	9hd	8 ¹	158.90	
3114	S.S. Tell, L Pincay Jr.	117	9	5	3½	3hd	-	8hd	9½	30.10	
3102	See The Wood, R Sandoval	112	2	9	8 ¹	9 ¹	-	10hd	10hd	100.40	
2299	Tara Castle, C Black	117	5	3	5½	2hd	-	3½	11 ¹	12.40	
3250	Rare Year, O Berio	117	4	11	10 ¹	10 ¹	-	12	12	78.40	
Scratched — Perfect Flyer											
1—HAYDEN LAKE 9.80 5.80 4.80											
10—WOODBRIDGE 7.80 4.80											
12—TEMECULA NATIVE 10.80											
Off: 1:01 Time: :22.4:48 1:11 1:24 Track: Clear & Fast, Winner-ch.g.8 Al Mamoon-Ce-											

We went through that entire procedural lesson without using the first person singular even once. A challenge to teachers everywhere. Moreover there was no handicapping involved; at least not in the traditional sense of the word. No man-made class figures, trainer, jockey, post position considered. The only subjective analysis might have been in noting the internal fractions of the winner and place horse and applying the visual match up in a limited fashion – something everyone can do with no special skill.

NOTE: The DRF is very confusing in its publication of 3 year Best Times. We've received from them three different versions for Santa Anita since November. A WORD OF CAUTION for Racing Form users: **ALL TRACKS DON'T USE THE FIGURES LISTED UNDER TRACK RECORDS!** Go to the small type below where you'll see the notation.

Santa Anita Park

For Comparative and Speed Rating purposes for thoroughbred racing
in the three previous complete calendar years, 1996, 1995, and 1994.
the following list shows the best time for each distance at this track

MAIN: 2F – :21 5F – :57³ 5½F – 1:01⁴ 6F – 1:07³

6½F – 1:14 7F – 1:20⁴

1M – 1:34 1½M – 1:40³ 1¾M – 1:46³

1¼M – 1:59¹ 1½M – 2:29³

TURF: Abt 5½F – 1:11²

1M – 1:32² 1¾M – 1:46 1¼M – 1:57³ Abt 1½M – 2:30¹ 1½M – 2:24¹



For Comparative and Speed Rating purposes for Thoroughbred racing the following list shows the best time for each distance at this track in the three previous complete calendar years, 1995, 1994, and 1993.

MAIN: 4½F - :50 ²	5F - :57	5½F - 1:02 ¹	6F - 1:07 ⁴	6½F - 1:13 ¹	7F - 1:20 ²
7½F - 1:26 ⁴	1¼M - 1:40 ¹	1½M - 1:46 ³	1¾M - 1:56	1¼M - 1:59 ²	1½M - 2:14 ²
1¾M - 2:43	1¾M - 2:57 ⁴				
TURF: 5½F - 1:00 ²	1M - 1:32 ³	1½M - 1:39 ¹	1¾M - 1:44 ³	1¾M - 1:54	1¼M - 1:57 ³
1½M - 2:25					


This may seem like a lot of work for a \$9.80 winner, a \$7.80 place, a pair of \$4.80 shows and a \$48.80 exacta. Actually the entire process took only twelve minutes. The identical procedure has produced 13 double digit winners and a number of healthy exactas and trifectas at SA in the past week alone.

NOTE: When downloading always go to ADD/EDIT and run your Return or Right Arrow key across each paceline to assure correct SR+V and track to track adjustments. If in doubt call SHANE!

For those interested in further hands on, step-by-step instruction for any program, we're having an April workshop in Beaumont ..see the last page of this issue.

Farcus

by David Waisglass
Gordon Coulthart



"I had a nine-to-five job once, but I didn't like the odds."

Zika

Own: Whip Free Racing Stables

PERCAY L JR (129 20 21 11 16) 1996 (300 125 13)

16 Jun 97-55A pt 44f 22 45 1:10 1:17 41 Mid 5000

Previously trained by Drysdale McH

15 Sep 96-30m ft 11 22 45 1:10 1:17 41 Mid 5000

WORKOUTS: Feb 12 Mid 4 ft 1:10 1:17 41 Mid 5000

Dr. b w b c 4
Sires: Zikro (Hawkeye)
Dams: Bold 'n Determined (Bold and Brave)
Bred: Baltimore Farm Inc (Ky)
Tr: Bradshaw Randy (27 4 3 4 75) 96 (287 50 20)

Lifetime Record:				2	1	0	0	\$12,100	
1997	1	1	0	0	\$12,100	Turf	0	0	0
1996	1	0	0	0		Wet	0	0	0
SA	1	1	0	0	\$12,100	Dist	1	0	0

ika1191 Speed Check1191 Strawberry Patch1191

Cleared, held 8

L 115 83-15 Zika 191 Speed Check 119 Strawberry Patch 119 Cleared, held 8

Westo

Own: Burke Gary W & Timothy R

STEVENS R L (100 31 31 23 19) 1996 (100 104 20)

16 Jun 97-55A pt 44f 22 45 1:10 1:17 41 Mid 5000

Previously trained by Drysdale McH

15 Sep 96-30m ft 11 22 45 1:10 1:17 41 Mid 5000

WORKOUTS: Feb 12 Mid 4 ft 1:10 1:17 41 Mid 5000

Dr. b w b c 4
Sires: Thirty Six Red (Slew o' Gold)
Dams: Our Office (Our Michael)
Bred: Backer John W & Keller Robert C (Ky)
Tr: Mabe H Mabe (28 7 4 0 19) 96 (300 91 24)

Lifetime Record:				16	3	4	2	\$101,863		
1997	2	1	0	0	\$19,200	Turf	1	0	0	\$3,750
1996	12	1	4	2	\$69,200	Wet	4	1	0	\$70,975
SA	0	2	1	1	\$59,375	Dist	2	0	0	\$7,250

est to N3 Festival Tune 11PM Turn To Glory 117 Wide rally 7

L 117 77-12 NoQuickQuick 118 Boldly Ruhl 118 Speaker of the House 118 Wide into lane 11

Dubious Connection

Own: Budget Stable

PEDROZA M A (121 9 11 16 47) 1996 (1221 104 13)

16 Jun 97-55A pt 44f 22 45 1:10 1:17 41 Mid 5000

Previously trained by Drysdale McH

15 Sep 96-30m ft 11 22 45 1:10 1:17 41 Mid 5000

WORKOUTS: Feb 12 Mid 4 ft 1:10 1:17 41 Mid 5000

Dr. b w b c 4
Sires: Prospector Gamble (Crafty Prospector)
Dams: Dubious Connection (High Counsel)
Bred: Siegel Jon & Mace & Samanthra (Fla)
Tr: Lloyd Kline (9 0 0 0 00) 96 (101 14 14)

Lifetime Record:										22	6	8	2	\$180,825
1997	2	0	0	0	\$14,200	Turf	3	0	1					
1996	13	5	4	1	\$134,825	Wet	2	1	0					
SA	6	2	1	0	\$39,600	Dist	2	1	0					

L 115 83-11 Mr Peter P. 1171 Plenty Zloty 1171 Victorious Regent 1171 Inside, weakened 7

Lil A. J.

Own: Bartlett Richard J

GARCIA J A (106 17 13 13) 1996 (289 45 17)

16 Jun 97-55A pt 44f 22 45 1:10 1:17 41 Mid 5000

Previously trained by Drysdale McH

15 Sep 96-30m ft 11 22 45 1:10 1:17 41 Mid 5000

WORKOUTS: Feb 12 Mid 4 ft 1:10 1:17 41 Mid 5000

Dr. b w b c 4
Sires: Muttering (Bronze)
Dams: Captain's Bay Babe (Capt. Dan)
Bred: Sorum Sara Jane & Willis J (Wash)
Tr: McCarthy Sean (0 0 1 1 00) 96 (52 5 10)

Peter P. 1173	Plenty Zloty 1174	Vn (uous Regent 1224)	Inside, weakened 7
Secret Affk 1182	Symore Springs 1202	Prmo 1203	Inside, weakened 6
Ever Kite 1184	Canyon Crest 1185	Vetheui 1184	Speed, weakened 6
bious Connection 1187	Westo 1187	Jesters lucky one 1187	Speed, heit 6
vee Brwt 1193	Roses of Silver 1193	Dubious Connection 1193	Split fies 1/4 6
bious Connection 1194	Double Fortune 1196	Woe Westo 1193	Game inside 8

L 115 79-17 Ace in Spades 1171 Arguably 1171 Sit Look And Hope 1171 Flattered 7

Yankee Castle

Own: Valprode Inc

FLORES R (119 15 9 13) 1996 (703 92 12)

16 Jun 97-55A pt 44f 22 45 1:10 1:17 41 Mid 5000

Previously trained by Drysdale McH

15 Sep 96-30m ft 11 22 45 1:10 1:17 41 Mid 5000

WORKOUTS: Feb 12 Mid 4 ft 1:10 1:17 41 Mid 5000

Dr. b w b c 4
Sires: Vernon Castle (Seattle Slew)
Dams: Yankee Hercules (Dinagallo)
Bred: Valprode John (Cal)
Tr: Villagomez John (10 2 1 1 13) 96 (23 3 13)

L77									
Lifetime Record: 17 2 2 2 \$44,929									
1997	1	0	0	0		Turf	0	0	0
1996	11	0	2	0	\$10,885	Wet	1	0	0
SA	0	0	0	0		Dist	1	0	0
									\$825

L 117 82-00 Holiday Spirit 1171 Prizefighter 1201 Rash Reality 1201 Early fool, wilted 10

SELECT RACE

SA

MONTH 2 DAY 16 YEAR 1997

RACE # 5

DIST 6.5

SURFACE D

PURSE \$ 0

COMMENT FU

View the results after The Problem Race

How to Profit from Beyer Figures

Our analysis of the DRF Beyer Figures has produced a consistent pattern that can lead to profits. The public apparently thinks they are gospel and almost always bets the #1 and/or #2 best Beyer Numbers.


Here are the results from only 2 days at Santa Anita. The B next to the horse's name is top and, where indicated, 2nd top Beyer Figure.

Some of you may ask why we're taking 3 pages of The Follow Up for these revelations. It's because even some of you are not convinced that we have better winning tools than those offered by these numbers.

I suggest that you track them daily. I know a lot of people ignore them. But they do have one positive feature. The majority of the time they'll tell you which contenders are the ones to beat. When *your* top figure horses agree with the Beyer Numbers, don't fight it. The TOP 2 BEYER choices win about 25% of the races at MAJOR tracks. They seldom produce a profit. Yet that too is valuable information.

In 17 races (one maiden race had no Beyer fig), the Beyer figures had the winner 7 times. With one exception, they were low paying favorites. When there were virtual Beyer TIES the 2nd favorite won. With one exception their average win mutuel was only \$4.25. However, I always like to give credit when it's due: In the 9th race on Feb. 15, they did uncover a \$31.80 winner; their only Longshot winner in four consecutive days.

Perhaps these result charts provide an insight into the reason Beyer fell prey to that article by East Coast columnist Mike Ferrell:

 <p>In a recent confessional column, Andy Beyer admitted that he will suffer a los- ing year in 1996</p>	<p>If</p>	<p>Beyer, America's best known handicapper and horse- player, can't win, what hope exists for the rest of us?</p>	<div style="border: 1px solid black; padding: 5px; display: inline-block;"><p>MIKE FARRELL HORSE RACING</p></div>
---	-----------	---	---

In other features in this issue, you'll see results from clients using the Sartin Pace Numbers (SPN). I'm not bragging about the creation of these numbers because they're mine as much as I'm explaining that SPN numbers are not static, stand alone evaluations of a horse's ability but are derived from the actual match up in the race being handi-capped. Beyer's are not. A horse's raw ability is meaningless. It's HOW IT WILL RUN against the strange ATTRACTORS (Chaos) that are created by today's match up.

Santa Anita Results

Santa Anita Park Race Track, Arcadia, California.
Copyright 1988 by Daily Racing Form, Inc. Reproduction prohibited.
All fixtures confirmed by Eclipse Photography, Inc.
Saturday, February 15, 1987, 30th Day of a 90-Day Meet.

3327—FIRST RACE, 7 Furlongs, Purse \$22,000, 4-year-olds and up, Claiming price \$20,000-10,000.

Index	Horse and Jockey	WL	PP	ST	M	1/4	1/2	3/4	Str.	Fin.	To \$1
3274	Male Room For Zoom, Martinez	117	2	5	7th	5 1/4	3 1/4	1 1/4	1 1/4	42.50	
3275	Six Shades, K Desormeaux	118	4	4	4th	3 1/4	2 1/4	2 1/4	2 1/4	8.30	
3281	Offspring Eve, J Garcia	117	1	6	6th	5	4 1/4	3 1/4	3 1/4	8.50	
3280	Harmon Henry, D Flores	122	8	1	1st	1 1/4	1 1/4	4 1/4	4 1/4	11.20	
3242	Back At Five, L Pincay Jr.	117	5	3	3 1/2	4 1/4	3 1/4	5 1/4	5 1/4	2.00	
3217	Sail Your Fate, G Stevens	119	7	7	5 1/2	7 1/4	7 1/4	6 1/4	6 1/4	11.50	
3242	Monodust (Fr), G Almeida	117	3	8	8	6 1/2	6	7 1/4	7 1/4	9.50	
3187	Pedernales, C Nakatani	117	8	2	2 1/4	2 1/4	2 1/4	8 1/4	8	1.70	

Scratched — Bengel Day.
Claimed — Six Shades—John T & Gladys J Tompkins; Back At Five—John H Decker; Trail-Laura Pincay; Pedernales—Edward Olczyk-Mike Juchacz.

3—MALE ROOM FOR ZOOM 22.50 14.00
4—SIX SHADES 7.30 5.00
1—GLITTERING EVENT 8.30

Off: 12:31 Time: 22.2/45.1/1:10 2/5, 1:23 2/5, Track: Cloudy Fast, Winner-b.g.s Skywalker-Sunray Regent Tr-John M Meeks Own-John V Botten, Mutual Pool \$304,000, Exacta Pool \$194,501, Quinella Pool \$36,805, Trifecta Pool \$108,500.

51 EXACTA (5-4) PAID \$322.00 52 QUINELLA (5-4) PAID \$274.38
51 TRIFECTA (5-4-1) PAID \$578.00

3328—SECOND RACE, 6 Furlongs, Purse \$19,000, Maiden Claiming, Fills and mares, 4-year-olds and up, bred in California, Claiming price \$20,000-20,000.

Index	Horse and Jockey	WL	PP	ST	M	1/4	1/2	3/4	Str.	Fin.	To \$1
3287	Carol's Realm, J Garcia	118	8	4	2nd	1 1/4	1 1/4	1 1/4	1 1/4	2.00	
3287	OH-Lamarada, P Ashdown	117	4	7	5 1/2	4 1/4	3 1/4	2 1/4	2 1/4	5.00	
3185	OH-Lady Blanche, Delahoussaye	117	12	1	8 1/4	5 1/4	4 1/4	2 1/4	2 1/4	4.10	
3243	Smoggy, M O'Connor	120	7	3	1 1/4	2 1/4	2 1/4	4 1/4	4 1/4	3.20	
3228	Don Escudaron best, J Scott	118	11	2	8 1/2	1 1/4	7 1/4	5 1/4	5 1/4	78.50	
3228	Neon Angel, S Chavez	118	3	5	4 1/4	3 1/4	2 1/4	7 1/4	7 1/4	12.50	
3243	Oobogashyama, O Flores	117	9	11	8 1/4	6 1/4	5 1/4	8 1/4	8 1/4	24.10	
3185	Luv To Go, D Sorenson	117	5	10	9 1/4	10 1/4	10 1/4	9 1/4	9 1/4	50.10	
3108	She's A Turncoat, B Blane	119	12	11 1/4	9 1/4	9 1/4	9 1/4	10 1/4	10 1/4	8.90	
3185	Luv To Go, P Toscano	118	6	2	3 1/4	3 1/4	3 1/4	11 1/4	11 1/4	24.20	
3047	Whisper, E Desormeaux	119	10	6	10 1/4	12	12	12	12	118.40	

OH — Dead heat for second.

Scratched — Luv To Go in Chat, Mike Bacharach, North's Tami, Reserve Seats.
3—CAROL'S REALM 7.30 3.00 3.00
4—LLAMARADA 3.20 3.00
12—LADY BLANCHE 3.00 3.20

Off: 1:00 Time: 22.45.3/57.3/1:10 1/5, Track: Cloudy Fast, Winner-gr.f.4 Vernon Castle-Broken Skipper Tr-Vladimir Carin Own-David W Wilson, Mutual Pool \$301,983.20, Exacta Pool \$190,008, Daily Double Pool \$173,137, Quinella Pool \$37,187, Trifecta Pool \$213,158.

51 EXACTA (5-4) PAID \$6.00 51 EXACTA (5-12) PAID \$10.38
52 QUINELLA (4-4) PAID \$1.40 52 QUINELLA (5-12) PAID \$10.80
51 TRIFECTA (5-4-12) PAID \$33.80 51 TRIFECTA (5-12-4) PAID \$44.38
52 DAILY DOUBLE (2/5) PAID \$470.00

3329—THIRD RACE, 1 1/16 Miles, Purse \$40,000, Allowance, 3-year-olds.

Index	Horse and Jockey	WL	PP	ST	M	1/4	1/2	3/4	Str.	Fin.	To \$1
3224	Effect, E Delahoussaye	118	6	5	6	6	6	3 1/4	3 1/4	1 1/4	5.30
3218	Mr. Answer Man, A Sola	115	4	1	3 1/2	3 1/2	2 1/4	2 1/4	2 1/4	1.90	
3208	Bepton, C McCarron	118	1	2	2 1/4	2 1/4	2 1/4	2 1/4	2 1/4	1.50	
3208	Master Marshall, R Douglas	115	5	3	1 1/4	1 1/4	1 1/4	2 1/4	2 1/4	10.20	
3177	Alamotok, J Garcia	113	2	6	5 1/4	5 1/4	5 1/4	5 1/4	5 1/4	1.90	
3181	Cee Me Tizzy, P Toscano	118	3	4	4 1/4	4 1/4	4 1/4	4 1/4	4 1/4	32.20	

6—EFFECT 12.00 4.00 3.00
4—MR. ANSWER MAN 3.00 2.90
1—BEPTON 3.20

Off: 1:30 Time: 22:47.1/1:11 1/5, 1:36 2/5, 1:42 4/5, Track: Cloudy Fast, Winner-ch.c.3 Halo-Consequence Tr-Charles Whittingham Own-Harold M & Shumers, Mutual Pool \$378,517.20, Exacta Pool \$268,946, Quinella Pool \$63,514, Pick Three Pool \$113,001.

51 EXACTA (5-4) PAID \$18.80 52 QUINELLA (4-4) PAID \$15.80
51 PICK THREE (2/5/5) PAID \$3,922.00

3330—FOURTH RACE, About 5 1/4 Furlongs Turf, Purse \$42,000, Allowance, 3-year-olds.

Index	Horse and Jockey	WL	PP	ST	M	1/4	1/2	3/4	Str.	Fin.	To \$1
3194	Ranard, O Flores	118	5	5	5 1/4	5 1/4	5 1/4	3 1/4	3 1/4	1 1/4	44.20
3052	Flaming West, K Desormeaux	117	11	8	10 1/4	10 1/4	10 1/4	6 1/4	6 1/4	7.20	
3208	Rhannon (Fr), C McCarron	117	12	3	3 1/4	3 1/4	3 1/4	4 1/4	4 1/4	5.40	
3235	Smokin' M, M Garcia	118	8	1	4 1/4	4 1/4	4 1/4	5 1/4	5 1/4	3.00	
3235	White Bronco, P Ashdown	117	9	3	1 1/4	1 1/4	1 1/4	2 1/4	2 1/4	31.10	
3235	Big Bird, O Stevens	117	2	11	11 1/4	11 1/4	11 1/4	6 1/4	6 1/4	23.00	
3235	Boleto Boy (GB), A Sola	117	3	10	8 1/4	7 1/4	7 1/4	8 1/4	8 1/4	3.40	
3194	Clonaco (Fr), C Nakatani	120	12	2	2 1/4	2 1/4	2 1/4	1 1/4	1 1/4	2.30	
3119	Waltz In Time, R Douglas	115	4	8	8 1/4	8 1/4	8 1/4	7 1/4	7 1/4	22.20	
3248	Bob Optimat, G Almeida	115	7	7	9 1/4	9 1/4	9 1/4	10 1/4	10 1/4	50.00	
3205	Comus, L Pincay Jr.	117	10	4	7 1/4	7 1/4	7 1/4	11 1/4	11 1/4	24.40	
3144	Jazz In The Night, P Toscano	117	6	8	12	12	12	12	12	80.80	

5—RANARD 36.00 36.00 17.00
11—FLAMING WEST 11.00 6.00
1—RHANNON 8.00

Off: 2:02 Time: 21:43 1:08 1/5, 1:12 1/5, Track: Cloudy Firm, Winner-dbb.c.3 Steepy-Pick Up Your Cards Tr-Jerry Outen Own-Outen & Popovich, Mutual Pool \$808,130.00, Exacta Pool \$334,204, Quinella Pool \$87,284, Trifecta Pool \$342,836, Pick Three Pool \$81,872.

51 EXACTA (5-11) PAID \$634.70 52 QUINELLA (5-11-1) PAID \$482.00
51 PICK THREE (5/5/5) PAID \$1,211.00 51 TRIFECTA (5-11-1) PAID \$4,894.00

3331—FIFTH RACE, 6 Furlongs, Purse \$27,000, Fills, 3-year-olds, Claiming price \$20,000-22,000.

Index	Horse and Jockey	WL	PP	ST	M	1/4	1/2	3/4	Str.	Fin.	To \$1
1081	Sunny Fries, E Delahoussaye	120	8	1	11	12 1/4	12 1/4	14	14	1.80	
3248	Ladies Hat, A Sola	120	2	9	8 1/4	8 1/4	7 1/4	2 1/4	2 1/4	14.00	
3188	Stellar Boy, L Pincay Jr.	120	6	2	2 1/4	2 1/4	2 1/4	3 1/4	3 1/4	4.80	
1240	Bayard Redoubt, O Sorenson	118	12	8	3 1/4	3 1/4	3 1/4	4 1/4	4 1/4	5.50	
3180	Wrong Code, C McCarron	120	3	10	3 1/4	3 1/4	3 1/4	3 1/4	3 1/4	11.30	
3117	Pure Royalty, P Ashdown	120	9	4	6 1/4	6 1/4	6 1/4	5 1/4	5 1/4	69.90	
2298	Hurry Now, O Flores	120	1	11	8 1/4	8 1/4	8 1/4	7 1/4	7 1/4	55.00	
3219	Dam Krieger, R Douglas	120	10	7	10 1/4	10 1/4	10 1/4	10 1/4	10 1/4	47.70	
3188	Holter Prince, P Toscano	118	5	5	7 1/4	7 1/4	7 1/4	8 1/4	8 1/4	27.00	
3188	Stazing (Fr), M Garcia	118	7	6	11 1/4	11 1/4	11 1/4	10 1/4	10 1/4	90.80	

Tukan Blond, G Almeida 118 11 12 12 12 12 11 34.90
3058 Channel Using, C Nakatani 120 4 3 4 1/4 4 1/4 11 1/4 3.50
Pulled up — Aric Beaver, Driftwood, Princess Cole, Run For 8 And W.
Claimed — Stellar Boy-Dolan Racing Stable-John K Dolan; Tukan Blond-Aaron Hess-Terry Knight.

5—SUNNY FRIES 3.00 3.00 2.00
2—LADIES HAT 16.00 5.00
6—STARTER BOY 3.00

Off: 2:41 Time: 21:2/44.1/56.4/1:10 Track: Cloudy Fast, Winner-dbb.c.3 Slew's Royalty-Sony Drive Tr-Hector Palma Own-Grange Mexico, Mutual Pool \$478,700.50, Exacta Pool \$282,180, Trifecta Pool \$294,754, Quinella Pool \$48,876, Pick Three Pool \$111,529.

51 EXACTA (5-2) PAID \$36.00 51 TRIFECTA (5-2-4) PAID \$128.40
52 QUINELLA (2-4) PAID \$41.00 51 PICK THREE (5/2/5) PAID \$1,463.70

3332—SIXTH RACE, 6 Furlongs, Purse \$27,000, Maiden 3-year-olds.

Index	Horse and Jockey	WL	PP	ST	M	1/4	1/2	3/4	Str.	Fin.	To \$1
2188	Tiberon, E Delahoussaye	118	9	5	3 1/4	3 1/4	3 1/4	2 1/4	2 1/4	4.10	
1087	Mocho, O Sorenson	118	3	6	1 1/4	1 1/4	1 1/4	3 1/4	3 1/4	28.50	
3082	Wheely Nelson, L Pincay Jr.	118	4	2	4 1/4	4 1/4	4 1/4	3 1/4	3 1/4	4.00	
3177	A-Tracker, O Stevens	118	5	1	2 1/4	2 1/4	2 1/4	1 1/4	1 1/4	1.40	
3248	Shorten Sad, K Desormeaux	118	8	9	8	8	8	6 1/4	6 1/4	13.50	
1228	Alvares, A Sola	118	1	7	6 1/4	6 1/4	6 1/4	5 1/4	5 1/4	8.00	
3177	Scorner, E Ramseymy	118	4	10	7 1/4	7 1/4	7 1/4	1 1/4	1 1/4	10.30	
3177	Faustel Warrior, R Douglas	118	2	8	6 1/4	6 1/4	6 1/4	8 1/4	8 1/4	54.90	
3177	Deputy Lake, C Nakatani	118	7	3	7 1/4	7 1/4	7 1/4	8	8	15.80	

Scratched — Blen Gilt, Cruzan In The Lane, Dayob, Deputy Commander.

5—TIBERON 10.30 5.00 4.00
4—MOTTO 15.00 5.00
5—WHEATLY NATION 3.00

Off: 3:12 Time: 22:44.4/57 1:08 2/5, Track: Cloudy Fast, Winner-b.c.3 Dancig-Tellaleidy Tr-Nel Drysdale Own-Aaron U & Marie D Jones, Mutual Pool \$530,034.80, Exacta Pool \$337,084, Quinella Pool \$57,509, Trifecta Pool \$351,520, Pick Three Pool \$92,408.

51 EXACTA (5-4) PAID \$75.30 52 QUINELLA (4-4) PAID \$108.80
51 PICK THREE (5/5/5) PAID \$932.80 51 TRIFECTA (5-4-3) PAID \$413.20

3333—SEVENTH RACE, 1 1/4 Miles Turf, Purse \$70,000-added, "Aviation," A Handicap for Fills and mares, 4-year-olds and up.

Index	Horse and Jockey	WL	PP	ST	M	1/4	1/2	3/4	Str.	Fin.	To \$1
3240	Logic (Arg), G Almeida	116	8	1	1 1/4	1 1/4	1 1/4	1 1/4	1 1/4	18.50	
3240	Two Whiny Jones, R Douglas	117	1	4	2 1/4	2 1/4	2 1/4	2 1/4	2 1/4	4.40	
1188	De Punter (GB), Desormeaux	120	3	2	2 1/4	2 1/4	2 1/4	3 1/4	3 1/4	5.00	
3087	Trivis, G Stevens	116	2	5	5 1/2	5 1/2	5 1/2	5 1/2	5 1/2	5.30	
3171	Fargis (Fr), A Sola	117	9	8	8	8	8	5 1/4	5 1/4	2.80	
2191	Olympa Dulska, C McCarron	116	4	3	4 1/4	4 1/4	4 1/4	6	6	7.80	

5—LOGIC 36.00 12.00 4.00
1—TWO WHINY JONES 5.00 2.80
3—DE PUNTER 2.40

Off: 3:44 Time: 23.4/48.3/1:12 2/5, 1:38 3/5, 1:59 3/5, Track: Cloudy Firm, Winner-dbb.m.8 Parade Marshal-Proud Lou Tr-Jose E De Lima Own-Moran & Bureau, Mutual Pool \$508,382.80, Exacta Pool \$449,021, Quinella Pool \$72,315, Pick Three Pool \$63,581.

51 EXACTA (5-1) PAID \$82.40 52 QUINELLA (1-4) PAID \$75.80
51 PICK THREE (5/5/5) PAID \$377.80

3334—EIGHTH RACE, One Mile, Purse \$100,000-added, "Las Virgenes Stakes," Grade I, Fills, 3-year-olds.

Index	Horse and Jockey	WL	PP	ST	M	1/4	1/2	3/4	Str.	Fin.	To \$1
3118	Sharp Cat, C Nakatani	122	5	1	2 1/4	2 1/4	2 1/4	1 1/4	1 1/4	10.30	
3216	High Heeled Horse, A Sola	116	4	5	5 1/4	5 1/4	5 1/4	2 1/4	2 1/4	10.50	
3159	Demom Acquis, G Stevens	118	1	4	7 1/4	7 1/4	7 1/4	4 1/4	4 1/4	7.00	
3216	Queen Of Money, O Flores	118	8	9	11	11	11	4 1/4	4 1/4	25.40	
3119	Clever Plot, J Garcia	116	6	3	4 1/4	4 1/4	4 1/4	5 1/4	5 1/4	6.40	
3216	Goodnight Irene, R Douglas	114	3	2	3 1/4	3 1/4	3 1/4	4 1/4	4 1/4	33.30	
4100	Carla, L Pincay Jr.	117	7	7	8	8	8	7 5/8	7	35.00	
3150	Golden Girl, R Douglas	116	2	8	6 1/4	6 1/4	6 1/4	3 1/4	3 1/4	46.80	
***** SPRINT CAT *****											
					3.80	2.20	2.10				

Valuable Tid-Bits On My Desk

Best of Last 3 SR + Var. - By Variant

Variant	Num	Exp Win%	Act Win%	In Mon%	Avg Odds	Win ROI
0 - 11	224	23.23	23.66	54.91	5.49	-0.24
12 - 14	282	21.46	24.82	52.84	6.88	+ 0.06
15 - 16	234	19.89	22.22	52.14	7.24	-0.01
17 - 18	249	18.89	19.28	46.18	8.08	-0.20
19 - 21	268	21.00	25.00	55.22	6.19	0.00
22 - 26	243	18.32	19.34	50.82	6.78	-0.20
28 - 58	214	17.86	18.22	47.66	8.44	-0.19

Here are some facts that may astound you; especially those complaining about low win mutuels in California:

JANUARY 1 to MARCH 1, 1997
AVERAGE MUTUEL
NON-MAIDEN WINNERS*

Santa Anita \$14.15
Bay Meadows \$13.00

*Compiled by Guy Wadsworth

→ The rarest thing in racing is a raw number that produces a profit or a break-even result with absolutely no need to apply skill or discretion. Here we see horses coming from a DRF variant of 12-14 yielding a profit of .06, 15-16 only a .01 loss and 19-21 break even.

The 8.44 to 1 odds paid by winners coming from DRF Variants over 25 applies to tracks in the east, north and Pacific northwest. The higher odds paid by these contenders and the -.19 ROI contradicts the mainstream notion that high DRF variants are erratic. In truth they offer more (raw) profit potential than "average" variants of 17-18, or fast, fast, variants of 0-11.

Contenders coming from DRF variants of 17-18 win at odds of 8+ to one. Computer generated readouts will erase the -.20 deficit and produce a good profit. Hence, you will have the most success wagering on horses with DRF variants of between 12 and 21.

AGREEMENT FROM A SURPRISING SOURCE...

From a *Horseplayer Magazine* article by Barry Meadow:

PAR TIMES: The use of par times is, in this author's opinion, the most misused and misdirected strategy in all of Thoroughbred handicapping. The idea is simple: take a sample of horses at a certain class level so that an "average" can be struck and a figure can be placed on it. This sounds so nice and neat that it is no wonder so many have taken to it like bees to honey.

However, let's run the concept of par times through a somewhat skeptical reality check. First of all, the dynamics of each race are different. A given race scenario is never precisely repeated again. Once a group of horses is placed into a racing mode, the dynamics of that specific contest are all that matters. This group will never see this event again. In addition, as a starting point, par figures are based on \$10,000 claiming horses and are developed up from that level. This concept alone raises some red flags in my opinion.

A bold revolt from one who for so long was a devotee of the Dick Mitchell/Gordon Pine Par Time and Pace Par myth. Congratulations Barry!

The Psychology of Winning

Howard G. Sartin, Ph.D

This will be the shortest Psychology of Winning column ever.

With no holds barred it addresses the single problem faced by the vast majority of NON-winning clients as gleaned from letters, phone calls and office appointments I've dealt with in the past several years.

Reduced to essentials, that problem is they're *confused* about the specific nature of their goal. They have no clear picture of their true objective. They join us saying they want to be winners. In truth, they want to be HANDICAPPERS. The difference is monumental.

On the shelves over and around my computer desk I have at least 100 books, mostly hardcover, on handicapping. Authors range from Ainslie to Ziemba with Cramer, Bacon, Beyer, Bradshaw, Brohamer, Carroll, Davidowitz, Dowst, Dr. George, Heyburn, Jones, Quinn, Quirin, Meadow, Mahl, Mitchell, Scott, Sal Sinatra, Sullivan & Adams, Taulbot, Voegle and several dozen more.

Eighty percent of the titles include the word, "WIN or WINNING". Only Ainslie's books would qualify as texts exploring *all* the handicapping factors extant at the time of their writing; the valid and the misleading clearly defined. The others are devoted to specific procedures, angles or personal techniques their authors deem essential for successful handicapping. They deal with the actual WINNING of races only in the context of the individual warps of their author.

We have all been told that reading most or all of these books will make us "better students of the game." That's true only for those who are very discriminating and can separate the wheat from the chaff and adapt given factors for personal benefit. Being a "better student" of the game does not make one a winner of the game. For example I am a brilliant student of football and boxing. Put me on the field or in the ring and I'd be killed.

I don't discount any author of valid handicapping material. Let's presume they're all winners of races and money. Ergo, the logical conclusion is that reading any or all of their books should make the reader a winner. Logical, yes. But logic has little place in selecting winners and making profitable wagers.

The sad truth is non-winners accept all or most of what they read as gospel and then try to apply everything they've read into their selection process. The key word is TRY. When appealing to me for help the word most often used is 'trying'.

To TRY is to lie. To DO is true. Sorry, but that's a mental health maxim that has proved accurate for over one hundred years.

Dennis Mikkelson put it well in Follow Up 60 when he said that we should seek only to get one or two *valid* points from any series of lessons and the essential fact in winning is accepting *change*.

When one has a winning method, but remains a non-winner, the chief reason is obvious. I get it every day in my mail, on the phone or in person. The non-winner is trying to apply each facet of classical handicapping he/she read in a book to this Methodology. Somehow they fail to understand that each of those multitudinous facets is a *methodology of its own*. They are ignoring the messages of time honored philosophers in TRYING to serve two masters; TRYING to synthesize fire and water, vinegar and sodium carbonate. They're filling their gas tank while smoking at the pump. The consequences are predictable.

They also seem to ignore much of what they read in the Follow Up that is contrary to the mainstream dictums enunciated in those books. They are conversant with things like "Bounce," the dangers inherent in "class drops and rises," "par times and par variants," "early speed," etc., ad nauseam. Winners adhere to the philosophy of most of history's great thinkers: One losing experience teaches more than a dozen positive ones. Ideally a negative experience is a stern WARNING against being lulled into complacency by positive experiences. NON-winners are emotionally shattered by negative experiences and learn nothing from them. They persist in repeating them. This is the OVER and OVER script about which I've so often expounded.

Happily, most of the Vox Populi letters you read are from those who finally managed to abandon such scripting and overcome.

Buddy Alvarado is the legendary winner profiled in Barry Gifford's book, *A Day At The Races*. Here is a direct quote from Alvarado:

"What I like to see are the books and programs by the experts." (Here he names several of the authors I listed in this piece) "Don't get me wrong," he continues, "these guys ARE experts. These people serve a PURPOSE, whether they're teaching the correct thing, I cannot say. But for my purpose, speaking purely for myself, WHAT they teach is very important. That is, whatever they say, DO THE EXACT OPPOSITE! That's a very valuable piece of information. As far as I'm concerned you NEED that (because) you cannot develop a pattern of success unless you know who the LOSERS are. Once you discern what THEY are using, if you do everything BUT what they do, you'll probably be successful. That's basically what I've done in handicapping to be a winner."

Alvarado knows that those with whom we compete for the pari-mutuel dollar are following the lessons from the Author-Experts. 98 percent of the public does NOT win with any degree of consistency. Hence his admonition to do the OPPOSITE.

This is what I've always prescribed. Apparently WINNING clients have accepted this. Our few remaining NON-winners have not. The chasm that separates them is purely psychological.



In 1996 I wrote two Money Management-Value oriented articles for *American Turf Monthly* magazine. As a result, I see items in that magazine and other publications naming me as one of the foremost experts in "Value" wagering and Money Management—titles I never coveted. I make no pretense to those crowns now worn by Dick Mitchell and Barry Meadow. Mark Cramer once held the title but retired from that ring undefeated when he began writing articles on the subject allowing for sane reasoning and individual psychology.

Despite all the literature on the subject, money management is still like the weather: everyone writes and talks about it but very few do anything about it. The profit potential of Kelly wagering and Flat Bet wagering at a rigidly fixed level in each race has been explored and explained ad nauseam. So has proportional wagering on two or more horses to win per race.

We frequently get people in off the street, clients and non-clients alike, asking me for money management advice. What I tell them is the absolute truth, the ol' true gen, that all money management strategies are based on individual win proficiency and average mutuel earned by one's recorded handicapping skills. I say PERSONAL because no matter how profitable the User's Method might be for others, its proficiency for the INDIVIDUAL is all that counts in developing a wagering strategy. I ask these people to give me their long term win percentage and average mutuel records.

They cannot do it. It's always something they plan on doing and promise to start tomorrow. Sad to say, it is absolutely impossible to prescribe a money management or wagering strategy for someone with no long term records. Further, they must be consistent records which the individual firmly believes will *remain* consistent for the foreseeable future. That alone poses a problem. Most handicappers have trepidations about the "foreseeable future" of positive results. Yet, are absolutely dead certain about the eternal life of their subjective, prejudicial opinions that produce negative results. You can lead most horseplayers to water but you cannot make them think!

More clients are keeping valid records today than at any other time in our history. Vern Williams' records in Follow Up #60, along with a number of others, many from Canada, seemed to stimulate record-keeping even more than fifteen years of my nagging. There were a lot of success stories from Canadians in 1996. I'm not sure why, but our northern neighbors seem to take their handicapping more seriously than many of their stateside counterparts.

A current survey of client wagering attitudes shows a three way division, *none* of which include Kelly wagering which, for those with a smaller bank, is optimal.

Foremost is flat betting 60-40 on the top 2 numerical choices without any regard for VALUE. This is a hangover suffered by those misreading my money management material in the yellow manual or believed in the purposeful misinformation about my recommended wagering strategies written and spoken by persons regarding me as a competitor for their share of what they call "market." Everything I have ever said about CHOICE has been phrased "YOUR" top 2 choices. The top money management experts seem to disallow the free moral agency inherent in that word "your." It's their way or none.

When people tell me that their numerical third choice is winning and paying well, they make it sound like an indictment. I call their attention to pages 85 through 96 in The Basic Manual ('OI Yeller): 12 full pages of money management-wagering strategy in a 113 page manual (10.6%). Here is just one pertinent section photocopied directly from 'OI Yeller:

CONTRARYWISE: Let us take three scores where the Line Score of the race indicates a possible long-shot winner:

EXAMPLE:

HORSE A: X-X-2 = 240 The top three scores total 901
1-HORSE B: 2-2-X = 301 Div. by 3=300.3. This situation
(T) 2-HORSE C: 1-X-X = 300 predicts a winner in the top 2
(T) 2-HORSE D: X-1-X = 300 less than 60% of the time. So,
(T) 2-HORSE E: X-X-1 = 300 the line score is negative. You
would either pass the race or look for your third or even
fourth choice to win at good odds. The percentage player
will stick to playing the top two choices in races where
the line score indicates a win probability of over 64%. The
choice is yours. However, you will no longer have to be
surprised when a longshot wins and beats you out. When you
come across a horse with a line score of: 1-1-1, 1-2-1 or
2-1-1. You can bet it alone to win and place with the follow-
ing expectation:

W - 60% Only 25% of such horses run out.

P - 75%

➔ A 3-3-3 is the best predictor of longshots.

A 3-3-X is the 2nd best predictor of longshots

A 2-2-2 is the 3rd best predictor of longshots. 2-2-X

when there is no horse in the race with a 1-1-1.

➔ Do not be confused by the X in a line score. It re-
presents any number over 2 except in the specific line
scores of 3-3-X and 3-3-3. Generally speaking at 1.3 or
over Early Speed Tracks it is better when the 1's or 2's fall
in the first two slots. At 1.1 tracks prefer the 1's and
2's in the final two slots. At 1.2 tracks there is no real
preference. In Routes, particularly those of a 1/8 or longer
favor the horse with its 1's and/or 2's in the final slots.

GENESIS OF WHAT WE LATER CALLED
"THE BROHAMER MODEL."

This was written in 1981 and based, even then, on six years of empirical evidence. We've come a long way from Phase 3 and its Composite Pace limitations of EP, LP, FW, FX. But the power of third Numerical Ranked contenders remains valid today.

What their continued strength reveals first and foremost is: All numerical rankings are based on *user skill* in picking predictive pacelines. For this reason there can never be a VALID statistic for win percentage by numerical choice. My third numerical choice might be your first choice and someone else's fourth. Granted, more and more clients are on the same page with the advent of Pace Launcher but there are still some wide disparities based on user cognition. CHOICE will always be based on INDIVIDUAL perception.

Other reasons why a third numerical choice may win regardless of user skill: (1) True contenders ranked #1 are likely to have peaked and will fail to fulfill their Past Performance projections.

(2) Contenders ranked THIRD are the most likely to pick up the pieces when one or BOTH the two higher ranked contenders fail to duplicate their Past Performance Projections. No mystery to it. That's just the way it is in horse racing and in life.

So those who tell me that my "TOP TWO" concept is faulty failed to read or understand my material. Frankly, I realize that a lot of people purchase a Method, ours and others, just so they can make them fail. They'll pay good money to justify their own inability to win by proving they can make *any method* lose. If you think that's nonsense, get a visitors pass and spend a day at any mental hospital.

Today many Methodologists are sophisticated enough to override the potential deficiencies of contenders ranked NUMBER ONE. They examine more closely a winning last line and go more deeply into a horse's plus +, 0 and plus within an 0 (+) Form Cycle Indicators. They discount the old, misleading "Always use the last line" rule. They read and accepted the stats from Jim Bayle's SportStat in the Follow Ups. Yes, I've exposed the fact that statistics can lie. But these stats were all taken from the same data base. That means, at the very least, they're correct, relative to each other which, in handicapping is more important than pure accuracy itself.

If everyone understood that all handicapping factors are relative, NOT constant, the number of winners would increase tangentially. That would hurt the mutuels even more so it's a good thing that relativity remains an esoteric reality.

EXAMPLE of "last Line" myth:

Top Beyer Number - Last Race

Num	Exp. Win%	Act Win%	In Mon%	Avg Odds	Win ROI
1,557	25.73	25.88	58.77	3.55✓	-0.20



Top Beyer Number - Last Three Starts

Num	Exp Win%	Act Win%	In Mon%	Avg Odds	Win ROI
1,556	24.64	25.06	58.42	4.00✓	-0.17



Beyer figures, sliced bread to the DRF and many devotees, show a slightly bigger loss (.03) using last races than best of last 3

Daily Racing Form Speed Ratings + Track Variant

Best Last Race Figure

Tracks	Num	Avg Odds	Exp. W%	Act W%	Act P%	Act S%	Win ROI
Hol	237	6.97	21.55	22.78	37.97	53.16	-0.19
Others	792	5.47	21.67	21.97	38.13	51.52	-0.17

Best Figure of Last Three Starts

Tracks	Num	Avg Odds	Exp. W%	Act W%	Act P%	Act S%	Win ROI
Hol	232	9.01	18.83	23.71	39.22	50.86	-0.04
Others	826	6.60	19.72	21.31	36.80	49.64	-0.04

Compare the last DRF SR+V with best of last three, same surface. A difference of (minus) -.23 to just a minus -.4. A tremendous difference. These figures expose TWO long-standing mainstream "opinions" that are still widely held by those competing for your profits.

You'll note that in each Follow Up I repeat certain facts in different sections. This is purposeful. I find that a lot of Follow Up content is overlooked because each month we get questions about things that were fully answered in a previous issue. Repetition works in advertising. Maybe it will also work in the Follow Up.

POPULARLY ACCEPTED FALLACIES:

(A) The DRF SR+V is not predictive because it's based on an inaccurate formula and flawed math. That PARS are far superior. (They're not except to those profiting from the sale of Par Time Charts).

(B) That the DRF Beyer Numbers represent a dramatic improvement over the DRF SR+V. The opposite is true.

(C) Today's average mutuels are too low to bet two horses to win.

Those who became convinced, without any true documentation, that the mutuels in today's racing climate are too low for TWO HORSE win betting and try making it by betting only ONE HORSE seem to have the courage to defy reality but are too timid to live by their defiance. They bet the one horse they think is the *most likely* winner of their top 2 or 3, wind up on low priced favorites, lose money and even then tend to blame me.

Of course, there are exceptions: persons who have enough tenacity to withstand long losing streaks and those who can grin and bear it when their (so-called) 2nd or 3rd choice wins paying box car mutuels. (Bradshaw, whose top choice is the 3rd choice of others).

Which brings us to those who experienced problems making money in the past because PHASE III and even some advanced programs required too many interpretive DECISIONS. These decision-making problems have been minimized and, for some, erased with the advent of the Pace Launcher Series. For many, finding the solution was enhanced through downloading from a "HAT" file program

that marks suggested paelines.

Gloria, who handles our shipping, remarked to me as I was writing this that we're getting far fewer client questions and more and more letters like these from Harold Hodges down in Tennessee and K.C. Jones in Arkansas.

Dear Dr. Sartin:

Please upgrade my Pace Launcher to IV.
PL3 has made me a considerable amount
of money. I love it.

Have a very Merry Christmas
+ a Happy New Year.
Harold W. Hodges

DATE: 01/30/1997
TO: DR. HOWARD G. SARTIN
FROM: K.C. JONES
RE: PACE LAUNCHER IV

(SEE THE PROBLEM RACE] HERE ARE THREE
RACES AT OAKLAWN PARK ON OPENING DAY THAT MIGHT TICKLE
YOU. 2ND \$20.20 WINNER AND 130.20 EXACTA. THE 4TH WAS ONE OF
THE LOW PRICED WINNERS AT \$ 9.00 MISSED THE \$145.00 EXACTA,
AND THE 7TH \$18.80 WINNER AND A \$ 88.40 EXACTA. I DON'T GET TO
GO TO THHE RACES AS MUCH AS I WOULD LIKE BUT WHEN I DO YOU
AND YOUR STAFF HAVE PUT ME O N THE WINNERS.

THANKS

K.C. Jones
K.C. JONES

These missives are typical of hundreds we've received since we first launched the Pace Launcher series in January 1996. This doesn't mean Pace Launcher is the best program; best, like beauty, is in the eye of the beholder. It means that, for most clients it is the easiest to use, understand and profit from. Others, who enjoy handicapping for its eternal challenge, say that Pace Launcher robs them of the supreme ego high that comes from winning via intellectually based interpretations. Pace Launcher's intellect is contained within the algorithms of the program. The readouts are grade school level.

The great influx of clients profiting from Pace Launcher is based largely on using the corollaries between SPN (Sartin Pace Numbers), other Vital Factors, Bottom Line/Betting Line, the new E/ep and L/ep and accepting TOTAL ENERGY as class. Success is also contingent upon following directions, especially those dealing with SR & Variant.

I fear for the handicapping profit future of those who tell me they like Pace Launcher 4 BEST because it allows them to change paceline numbers. I know a few astute clients who will benefit from this feature. Very few. However, I cannot deny anyone free moral agency which, in handicapping means the privilege to lose by dickering, trying to fix what ain't broke. I just refuse to take the blame from those who do!

Turning now to specific cases where mutuels are perceived as being consistently LOW but producing inordinately HIGH win percentages. Those claiming to experience this still want to wager on TWO HORSES because their secondary wagers get many long shots. If your success ratio is based on lower mutuels because you're failing to get your share of long shots (see Vox Populi), may I suggest you first collect a week of Result Charts and tally the average of all win mutuels before reaching a conclusion. When you see double digit mutuels from races you either lost or did not handicap, ask yourself WHY? If you cannot give yourself a satisfactory answer, call Shane.

I often see my name in somebody else's print discussing the pros & cons of two horse wagering. While the cons outnumber the pros, a few article writers have recommended it, as in this segment from BRIS' monthly Handicapping Times.

❖TWO HORSE WIN BETTING❖

A basic tenet of followers of the Sartin Methodology is betting two horses to win. Not everyone "buys in" to this because you are guaranteed one losing ticket. However, we do like two horse win betting and here is why. A *very good* handicapper will probably average about 30 to 35 percent wins betting one horse to win. The *two horse win bettor* will probably average about 60 to 65 percent wins. Now it is true that the two horse win bettor will always have one losing ticket and if both bettors wager the same dollar amount on a race, the two horse win bettor will have a smaller average net profit per winning bet.

Here is what tips the scale in favor of the two horse bettor. Losing streaks will be far less frequent and will be shorter in duration. Your chances of "tapping out" will be greatly diminished. Because of this, the percentage of your win bet bankroll that you wager on a race can very safely be increased from the 3 to 5 percent range to the 5 to 8 percent range. The disadvantage of a guaranteed losing ticket is more than offset by a higher win percentage at a higher average bet size.

ALL the articles I've read offer the caveat: "—because betting two horses to win, you're always guaranteed ONE losing ticket." No one yet has ever quoted my response to this: If you wager on ONE HORSE and lose, you're ALSO guaranteed one losing ticket. These same pundits almost always say that my prescribed wagering scale is 60-40. They fail to include my oft published recommendation for proportional betting when average mutuels are low (70-30, 80-20).

There are even a few clients who still insist that I prescribe a mandatory 60-40 wagering scale. They subscribe to the Follow Up but apparently don't read it thoroughly. Ever since average mutuels started declining in many races, especially at major ovals, I've offered a variety of proportional betting scenarios that will produce a profit.

One classic example of faulty math comes from a fairly brilliant client in a profession that absolutely requires an advanced understanding of mathematics. He can design tall building and bridges, among other things but concludes that "Even winning five out of six races I can't make any money when the average mutuel is \$5.20." He bases this logic on blind acceptance of a 60-40 wagering ratio. Like so many others who are brilliant in their own field, he doesn't apply his knowledge when faced with a stochastic situation.

If he wagers with a 60-40 scale, he bets \$6 on the low odds horse. PER 6 WAGERS @\$10. Total bet = \$60. WITH \$6 wagered on low odds horse: $3 \times 5.20 = \$15.60 \times 5 = \78 . MINUS \$60 wagers = \$18 PROFIT. R.O.I.=1.30.

I know several mainstream handicappers claiming they only bet VALUE who don't have a 1.30 R.O.I. When average mutuels are this low, strict "Value" bettors sit on their hands unless they bet both the value and the WINNER. I've yet to hear a pure value advocate admit this.

Now, Let's examine the above profit potential on a 70-30 betting scale: RACES BET: 6. RACES WON: 5. AVE. MUTUEL: \$5.20 PROPORTIONAL SCALE: 70-30. PER RACE WAGER = \$10. Bet on low odds horse = \$7 TOTAL AMOUNT BET: \$60. At \$7 on low odds = $3.5 \times 5.20 = \$18.20 \times 5 = \91 MINUS \$60 bet= \$31 PROFIT. R.O.I.= 1.52. THIS is a worse case scenario because it presumes NO double digit winners, just an uninterrupted flow of \$5.20 average mutuels. Not very likely.

In truth this client is an excellent handicapper and a worse case scenario will never eventuate. To the degree that he has a problem it stems perhaps from listening to his trackside cronies who tell him "You can't make money betting two horses." When we're discouraged by a plethora of low paying winners, we tend to listen to those around us more than the voice of reason. Like the song, "When I'm not near the girl I love, I love the girl I'm near."

I'll pretend this is an ongoing case and even lower the average mutuel to just \$5. I'll even assume that the handicapper is NOT capable of winning 5 of 6 but only 4 of 6. If YOU can't get 4 of 6 favorites, betting two horses to win, call Shane. With \$5 mutuels dominating, I'll wager on a scale of 80-20. Here's what we get:

NUMBER OF RACES – 6. NUMBER OF WINS – 4. AMOUNT WAGERED = \$60 SCALE = 80-20.

AVERAGE MUTUEL = \$5.00

BET = \$8. MUTUEL PER WIN: $4.0 \times 5 = \$20$. 4 WINS $\times 20 = \$80$. MINUS \$60 WAGERED = \$20 PROFIT.

RETURN ON INVESTMENT 1.33

Once again, I know people who do not enjoy a 1.33 R.O.I. who bet selectively and claim they hold out for "VALUE" on contenders paying much more than \$5 or \$5.20.

Unfortunately, most clients ignore my warnings and think more in terms of how much they won or lost today, as opposed to maintaining a well managed wagering strategy based on profits or losses over a 20 race cycle. This is tragic. It's the kind of thinking that is destructive because it reduces potential winners to the level of Losing Gamblers. If you've been deluded into gambler mentality, I hope this article will open your eyes wide enough to see how much money you've allowed to slip away through a faulty perception of true parimutuel mathematics.

In both of the above scenarios if a double digit winner comes in at say, \$12, case one: \$3 bet on it = \$18.00. Case 2, @\$2 = \$12.

What this represents is closer to true Dutching than to Proportional Wagering. Dutching is making multiple wagers that produce exactly the same profit regardless of which horse wins at what odds.

EMERALD in Seattle is a track that is yielding a lot of lower mutuels since they began Winter racing with a lot of short fields. To this former (1960's) Washington resident, winter racing in Seattle is an anachronism. Warm fires and hot toddies seem more in order. Yet it's happening. From NO racing to Winter Racing; reflective of the IQ of the Washington legislature or the fact that so many former Californians moved up there and established a branch division of the "Nut" capital of the U.S??

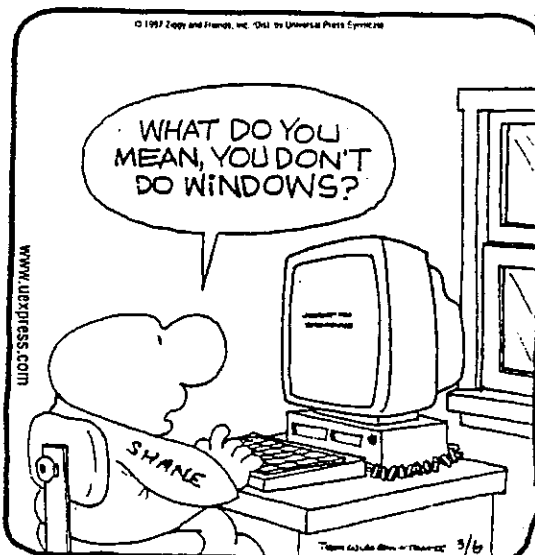
Every time Canadian client Dean Millward reads about someone claiming their track isn't profitable for Methodologists, he goes on line and downloads from that track. It's his mission to PROVE that ALL tracks are profitable. Last month he journeyed south of his border to take Seattle's EMD challenge. He landed on some even money winners and a couple that paid less than \$4. He also hit several double digit mutuels and exactas. His net was very positive. But, and he stresses this: he had to wager on every race in which all contenders had a paceline. With this one restriction, he doesn't believe there is such a thing as a *non-bettable* race!

Dean then went on to prove his point at Sportsman's and GP with similar positive results. I rely much more on the ability of clients like Dean to prove a point than on the results achieved by Shane or myself. There is no value in showing how we do it unless clients can also do it.

I was called upon to follow Dean's lead when some Penn National clients wrote about the paucity of good mutuels there.

Ziggy BEFORE

By Tom Wilson



Ziggy AFTER

By Tom Wilson



Here's an Example:

AODS Past Performance Viewer/Printer

Page: 1

PEN - 02/24/97 - Race 7

6 Furlongs 1:08:04 CLAIMING. Purse \$5,800 [Plus 50% PA Bred Bonus]. 4-year-olds and upward which have not won a race since August 24. Weight; 120 lbs. Claiming price \$5,000; if for \$4,500; allowed 2 lbs. [Races for \$4,000 or less not considered in eligibility.]

1 - Holy Wolf (E/P 1)

Own: Dancsok Richard

Power#: 58.50

15 Days Since Last Race

Salvaggio M V (95 13 19 14 .14) \$5,000

RO. h. 5 (Mar)

Sire: Northern Wolf (Wolf Power)

Dam: Scanneltown Road (Ack Ack)

Br: Down Country Stable (MD)

Tr: Salvaggio Michael Jr (9 0 1 3 .00)

1997	3	0	2	1	\$3,060	Turf	0	0	0	0	\$0
1996	8	3	0	2	\$6,578	Wet	4	2	0	0	\$3,780
PEN	6	0	2	2	\$3,698	Dist	5	0	0	1	\$1,400

L 120

09Feb97- 7PenR	170	:23	:48	1:13	1:45	Om5000h2y	86	3	1	1st	3%	31	33%	Salvaggio M V	L 117	b	6.40	70-31m A Leo, Judge Hemo, Holy Wolf	Weakened	6
20Jan97- 7PenR	170	:24	:49	1:14	1:45	Om5000h2y	83	3	1	1st	1st	2nd	23%	Florentino C T	L 120	b	*1.60	67-38 Spirith, Holy Wolf, Denny's Pl	Outfinished others	8
10Jan97- 5PenR	170	:23	:47	1:13	1:45	Om5000h2y	92	3	1	1st	1st	1st	21%	Pats C L	L 120	b	1.90	76-38 Clarity, Holy Wolf, Scottish P	Gave way stubbornly	6
22Dec96- 8PenR	6	:21	:45	:58	1:12	Om5000h2y	79	10	3	56%	54%	63	31%	Luzi J B Jr	L 120	b	15.60	83-16 Feet Don't, Congressio, Holy Wolf	No excuse	12
13Dec96- 9PenR	6	:22	:45	:58	1:11	Om10000	68	8	7	74%	91%	91%	91%	Luzi J B Jr	L 116	b	7.50	72-21 Carrigava, Elegant Bo, Carolina E	No threat	9
22Nov96- 9PenR	6	:22	:45	:58	1:12	Om10000	76	4	8	75%	83%	85%	87%	Valdes RA	L 115	b	*2.70	80-17 Bye Guys, Out Of Tow, Fox Mounta	No menace	9
24Aug96- 8Ct	6 1/2	:23	:48	1:13	1:20	Nm2500h	46	3	6	68%	56%	61%	725%	Melchor V	L 116	b	8.40	60-24 Peach Penn, Knickers I, Sid The Ki	Stumbled, start	7
26May96- 8Ct	my 6 1/2	:23	:48	1:12	1:19	Nm3200h4	72	6	4	4%	3%	14	13	Lewis C O	L 120	b	*1.20	87-13 Holy Wolf, Tantasie, Clever Ma	Driving	7
05May96- 8Ct	my 7	:23	:47	1:13	1:26	Nm3100h3	76	4	1	2%	1%	14	17	Millan J L	L 120	b	*1.10	87-17 Holy Wolf, Grey Angle, Another G	Driving	7
21Apr96- 8Ct	R 6 1/2	:24	:48	1:14	1:20	Nm3100h3	73	3	2	2%	1st	12	16	Lewis C O	L 117	b	*1.80	82-18 Holy Wolf, Reddiheddi, Grey Angle	Driving	6

Works: *Jan 08 PEN 4fR :50'3 B 1/13, Dec 09 PEN 3fR :37'4 B 4/7, Nov 07 PEN 4fR :54'1 B D 12/12, Oct 28 PEN 3fR :39'1 B 11/13, *Feb 20 MID 3fR :38'2 Bg 1/3

2 - High Ranker (S 0)

Own: Fried Bryan

Power#: 61.36

12 Days Since Last Race

Acridge J F (80 6 6 11 .08) \$5,000

B. g. 7 (Apr)

Sire: Advocate (Round Table)

Dam: Floozy (L'Enjoleur)

Br: Dr. & Mrs. E. C. Lowry (NC)

Tr: Fried Bryan (1 0 0 1 .00)

1997	1	0	0	1	\$638	Turf	1	0	0	0	\$0
1996	22	3	7	3	\$16,010	Wet	9	2	2	2	\$31,502
PEN	30	4	7	5	\$20,672	Dist	18	3	4	2	\$15,593

L 115

12Feb97- 7PenR	6	:22	:46	:59	1:12	Om5000h2y	81	8	6	86%	74%	46	35%	Acridge J F	L 113	b	58.30	79-21 Half Empty, Maraud, High Ranke	Wide	9
25Nov96- 8PenR	6	:23	:46	:58	1:11	Om5000h2y	72	7	8	95%	98	810	88%	Aviles RB	L 120	b	25.00	81-15 Aussie Len, Discrimina, Mythologi	No factor	9
10Nov96- 8PenR	6	:22	:46	:58	1:12	Om5000h2y	71	6	7	117%	110	911	65%	Belmonte L A	L 120	b	8.90	77-19 Carolina B, Secret Cha, Salminer	No menace	12
09Nov96- 4PenR	170	:23	:47	1:13	1:44	Om5000h2y	70	3	1	1st	23	67	89%	Belmonte L A	L 118	b	3.10	71-23 How Is The, Now, Whistling	No factor	9
27Oct96- 8PenR	6	:22	:45	:58	1:11	Om6250	70	5	5	67%	78%	610	610%	Belmonte L A	L 115	b	6.10	75-18 Elegant Bo, Super Kip, Bold Clem	No menace	7
09Oct96- 8PenR	6	:22	:46	:59	1:12	Om5000h2y	79	5	5	58%	51%	22	2%	Flores J L	L 120	b	*1.70	84-16 Gunner Jr., High Ranke, Jebbar's P	Gaining late	8
27Sep96- 1PenR	6	:22	:45	:58	1:12	Om5000h2y	81	6	3	55%	610	25	2%	Vives J C	L 120	b	2.00	81-19 Island Ind, High Ranke, Nalipus	Just missed	9
14Sep96- 8PenR	6	:22	:46	:59	1:12	Om5000h2y	73	3	10	108%	86%	65%	56	Flores J L	L 120	b	1.60	75-21 Elegant Bo, Double Cou, Malcom F	Outrun	11
01Sep96- 9PenR	6	:22	:46	:59	1:13	Om5000h2y	81	5	6	62%	31%	32%	21%	Crane C A	L 115	b	*2.30	86-14 Winz For T, High Ranke, Sparkling	No excuse	10
31Jul96- 5PenR	1/16	:24	:48	1:12	1:45	Om5000h2y	85	4	4	45%	43%	35	38	Crane C A	L 109	b	3.90	75-29 Ten Oaks P, Skin The C, High Ranke	Ed inside, weakened	4

Works: Feb 04 PEN 5fR 1:03'4 B 4/6, Jan 31 PEN 4fR :51'1 Bg 2/6, Jan 21 PEN 4fR :51'4 B 8/22, Aug 24 PEN 4fR :49'4 B D 5/27, Aug 30 PEN 4fR :49'3 B 7/14

3 - Congressional medal (S 3)

Own: Horvath Sandor

Power#: 60.50

12 Days Since Last Race

Flores E (73 4 7 14 .05) \$4,500

B. h. 6 (Feb)

Sire: Marine Brass (Fifth Marine)

Dam: La Sylphide (Dancing Count)

Br: Phillip E. Grove (MD)

Tr: Horvath Sandor (24 2 1 3 .08)

1997	3	0	0	0	\$0	Turf	0	0	0	0	\$0
1996	14	1	1	2	\$5,967	Wet	4	0	2	0	\$3,580
PEN	38	3	6	4	\$31,711	Dist	36	3	7	6	\$37,201

L 118

12Feb97- 7PenR	6	:22	:46	:59	1:12	Om5000h2y	67	1	3	2nd	41%	77%	813%	Belmonte L A	L 118	b	43.70	70-21 Half Empty, Maraud, High Ranke	Thru early	9
02Feb97- 9PenR	170	:24	:48	1:14	1:46	Om5000h2y	61	5	4	32	64%	711	718	May RH	L 120	b	14.40	48-36 September, Scottish P, Spicy Hi	Faded	7
10Jan97- 10PenR	6	:22	:45	:58	1:11	Om6500h2y	74	7	2	82%	83%	814	814%	May RH	L 117	b	16.60	74-24 Christophe, Mirage Mak, Stanback	No threat	9
22Dec96- 8PenR	6	:21	:45	:58	1:12	Om5000h2y	79	4	11	10	87%	73%	21%	May RH	L 118	b	18.00	83-16 Feet Don't, Congressio, Holy Wolf	Gaining late	12
20Nov96- 9PenR	1/16	:24	:46	1:13	1:46	Om5000h2y	73	5	2	21	23%	59%	61%	May RH	L 120	b	18.20	65-27 Now, Tom Fitz, Benny The	Gave way	8
09Nov96- 4PenR	170	:23	:47	1:13	1:44	Om5000h2y	72	8	6	53%	43%	44%	58%	May RH	L 120	b	8.30	72-23 Now Is The, Now, Whistling	No excuse	9
25Oct96- 9PenR	170	:23	:48	1:14	1:46	Om4000h4	80	3	3	32	1%	13	14	May RH	L 117	b	2.10	69-36 Congressio, Birdies Cr, Con Ed Joy	Drew off	6
09Oct96- 1PenR	6	:22	:45	:58	1:12	Om4000h4	79	8	1	86%	62%	53%	44%	May RH	L 117	b	8.30	83-21 Salmon Hea, Half Roman, Pentathl	Improved position only	9
30Aug96- 4PenR	6	:22	:45	:57	1:10	Om4000h4	78	1	7	64%	58%	47%	36%	May RH	L 117	b	7.50	85-13 Sunslow Na, Kegler, Congressio	Mild response	8
09Aug96- 4PenR	6	:22	:45	:58	1:11	Om4000h4	76	3	8	78%	54%	34	32%	May RH	L 117	b	10.50	83-14 Discrimina, Secret Cha, Congressio	Finished willingly	9

Works: Jan 23 PEN 5fR 1:04'1 B 1/1, Dec 18 PEN 3fR :39'2 B D 20/21, Oct 03 PEN 5fR 1:03'1 B 1/2, Aug 03 PEN 5fR :37' R 6/27, Jun 28 PEN 4fR :50'7 R 12/14

4 - Mirage Maker (S 5)

Own: Nicoletti James J

Power#: 69.24

22 Days Since Last Race

Florentino C T (77 8 8 11 .10) \$5,000

Dkbbr. h. 5 (Apr)

Sire: Write Off (Wajima)

Dam: First Noel (Horatius)

Br: James Nicoletti (PA)

Tr: Bellucci Bruno (90 14 12 15 .16)

1997	3	0	1	0	\$1,980	Turf	0	0	0	0	\$0
1996	9	0	1	2	\$7,038	Wet	3	0	1	0	\$2,928
PEN	30	4	7	3	\$54,141	Dist	29	4	7	3	\$53,847

L 120

02Feb97- 8PenR	6	:22	:45	:58	1:11	Om8000	76	8	1	54%	66%	69	61%	Florentino C T	L 116	b	20.90	76-20 Winz For T, Quick Dgg, Salmon He	Outrun	8
10Jan97- 10PenR	6	:22	:45	:58	1:11	Om6500h2y	91	6	4	21%	2nd	24%	24%	Flores J L	L 117	b	6.40	84-24 Christophe, Mirage Mak, Stanback	Second best	9
05Jan97- 8PenR	6	:22	:45	:58	1:11	Om10000	78	6					87	Luzi J B Jr	L 115	b	55.50	81-17 Carolina B, Sunshine I, Six Peak	Fog	9
13Dec96- 9PenR	6	:22	:45	:58	1:11	Om10000	74	5	9	99%	87%	87%	87%	Florentino C T	L 116	b	21.90	75-21 Carrigava, Elegant Bo, Carolina E	No menace	9
22Nov96- 9PenR	6	:22	:45	:58	1:11	Om10000	82	2	2	41%	63%	52%	52%	Florentino C T	L 116	b	11.00	84-17 Bye Guys, Out Of Tow, Fox Mounta	Tired	9
30Oct96- 7PenR	6	:22	:45	:58	1:11	Om10000	87	4	5	56	57	47	36	Florentino C T	L 116	b	3.60	82-24 Quick Dgg, Winz For T, Mirage Ma	Mild rally	6
05Oct96- 7PenR	6	:22	:45	:58	1:12	Om10000	84	9	1	75%	3%	41%	21%	Munar L H	L 115	b	21.50	83-18 Ryan's Kin, Mirage Mak, Carrigan	Outfinished others	9
15Sep96- 9PenR	6	:22	:45	:58	1:11	Om10000	79	3	5	55	57	510	57%	Pats C L	L 115	b	17.20	79-19 Ryan's Kin, Catch The , Super Kip	Lacked stretch rally	7
24Aug96- 7PenR	6	:22	:45	:58	1:10	Om10000	73	3	4	41	34	58	510	Pats C L	L 115	b	13.00	82-17 Catch The , Eli's Note, Out Of Tow	Tired	6
25Aug96- 9PenR	6	:22	:46	:58	1:11	Om12500	85	3	5	45	3%	3%	34	Flores J L	L 117	b	4.40	84-20 Cloud Kid, Ryan's Kin, Mirage Ma	2-path, mild gain	7

Works: Feb 19 PEN 4fR :51'3 B 1/16, Jan 03 PEN 4fR :51' B 7/13, Nov 15 PEN 4fR :50'4 B 11/26, Oct 23 PEN 4fR :52'2 B D 10/12, Oct 03 PEN 4fR :50'4 B 3/8

5 - Blue Salute (E 5)

Own: Home Town Stables

Power#: 65.29

5 Days Since Last Race

Belmonte L A (196 26 22 19 .13) \$5,000

Dkbr. h. 6 (Apr)

Sire: Blue Ensign (Hoist The Flag)

Danc: Answering Echo (Greek Answer)

Br: Edward West (FL)

Tr: Lake Scott A (68 10 17 10 .15)

1997	3	0	2	0	\$1,818	Turf	2	0	0	0	\$765
1996	7	0	1	3	\$3,710	Wet	5	0	0	2	\$5,405
PEN	4	0	2	0	\$1,818	Dist	29	3	6	6	\$60,223

L 120

19Feb97- 4Pm R	6	:22 ²	:46 ²	:59 ³	1:14	Cm3500hly	74	2	6	6 ¹ / ₂	35 ¹ / ₂	35 ¹ / ₂	45 ¹ / ₂	Munar L H	L 120 b	*1.30	70-25 Smile Be H, Gato Run, Bold Jabez	Saved ground	9
07Feb97- 10Pm R	6	:22 ¹	:45 ²	:58	1:10 ¹ / ₂	Cm3500hly	85	7	2	2 ¹ / ₂	1 ¹ / ₂	2 ¹ / ₂	2 ¹ / ₂	Munar L H	L 120 b	*2.40	84-18 Strike Me, Blue Salute, Gato Run	Second best	9
01Feb97- 6Pm R	6	:22 ²	:46 ³	1:00	1:13 ¹ / ₂	Cm2500hly	80	6	7	1 ¹ / ₂	1 ¹ / ₂	1 ¹ / ₂	2 ¹ / ₂	Munar L H	L 120 b	2.80	74-24 Jaber's P, Blue Salute, Chilling R	Second best	12
15Nov96- 8Pm R	6	:22 ²	:46	:58 ¹ / ₂	1:12 ¹ / ₂	Cm5000hly	66	10	3	3 ¹ / ₂	2 ¹ / ₂	3 ¹ / ₂	10 ¹ / ₂	Munar L H	L 120 b	*2.00	74-19 Caroline & Secret Cho, Saltminer	Faded	12
01Nov96- 4Lr R	6	:23 ¹	:47	:59 ¹ / ₂	1:11 ¹ / ₂	Cm5000hly	78	10	2	3 ¹ / ₂	3 ¹ / ₂	3 ¹ / ₂	3 ¹ / ₂	Hamilton S D	L 117 b	3.10	78-17 Toodleshot, Today's Ap, Blue Salute	Evenly	10
19Oct96- 5Lr R	6	:22 ³	:46 ²	:59	1:12 ² / ₂	Cm5000hly	78	6	5	4 ¹ / ₂	5 ¹ / ₂	4 ¹ / ₂	2 ¹ / ₂	Hamilton S D	L 117 b	*.90	80-19 Morning B, Count On & Blue Salute	Rallied	8
08Oct96- 4Lr R	6	:23 ¹	:47 ¹ / ₂	1:12 ² / ₂	1:18 ¹ / ₂	Cm5000hly	84	6	7	5 ¹ / ₂	5 ¹ / ₂	3 ¹ / ₂	3 ¹ / ₂	Hamilton S D	L 117 b	5.30	84-20 All Mirrh, Elegant Bo, Blue Salute	Rail, hung	11
20Sep96- 2Pm R	6	:23 ²	:46 ¹ / ₂	:59 ¹ / ₂	1:11 ¹ / ₂	Cm8500	75	8	5	3 ¹ / ₂	2 ¹ / ₂	2 ¹ / ₂	8 ¹ / ₂	Prado A J	L 117 b	*1.10	82-12 Keener, Culture Sh, Decker	Gave way	8
15Sep96- 6Pm R	6	:23 ²	:46	:58 ¹ / ₂	1:11 ¹ / ₂	Cm11500	82	3	2	6 ¹ / ₂	5 ¹ / ₂	6 ¹ / ₂	5 ¹ / ₂	Martinez S B	L 112 b	8.40	84-13 Bigger Tha, Golden Pha, Critics R	No threat	9
11Jul96- 2Pm R	6	:23 ¹	:46 ¹ / ₂	:59 ¹ / ₂	1:12	Cm11500	83	1	2	5 ¹ / ₂	4 ¹ / ₂	3 ¹ / ₂	3 ¹ / ₂	Martinez S B	L 112 b	19.90	81-18 Hagley's H, Colonel Hi, Blue Salute	Rail, weakened	8

Works: *Jan 14 PEN 4R :51¹/₂ B 1/4, Dec 28 PEN 5R gd 1:02¹/₂ H D 2/13, Dec 18 PEN 4R gd :53⁴/₂ B D 17/19, Sep 08 PIM 5R 1:00⁴/₂ H 4/12, *Sep 02 PIM 5R 1:01¹/₂ H 1/3

6 - Sunglow Native (E/P 0)

Own: Krens Elliott & Zottack Jack

Power#: 69.45

22 Days Since Last Race

Potts C L (213 35 34 26 .16) \$5,000

Dkbr. g. 6 (Feb)

Sire: Majesty's Prince (His Majesty)

Danc: Dreamy Native (Raise A Native)

Br: Hazel B. Marsh (VA)

Tr: Kunes Karen M (94 21 15 11 .22)

1997	2	0	1	0	\$2,280	Turf	0	0	0	0	\$0
1996	14	3	3	2	\$18,681	Wet	0	0	0	0	\$0
PEN	9	2	3	2	\$12,448	Dist	12	2	3	3	\$14,643

L 120

02Feb97- 9Pm R	170	:24 ¹	:48 ¹ / ₂	1:14 ² / ₂	1:46 ² / ₂	Cm5000hly	71	3	5	5 ¹ / ₂	4 ¹ / ₂	5 ¹ / ₂	5 ¹ / ₂	Potts C L	L 120 b	*.90	56-36 September, Scottish P, Spley Hi	Bl'd faltered	7
13Jan97- 8Pm R	6	:23 ¹	:47 ² / ₂	1:00	1:12 ¹ / ₂	Wet15000hly	92	4	7	6 ¹ / ₂	3 ¹ / ₂	2 ¹ / ₂	2 ¹ / ₂	Potts C L	L 117 b	*1.60	80-29 Feet Don't, Sunglow Na, Hummer	Second best	8
21Oct96- 8Pm R	6	:22	:44 ² / ₂	:57	1:10 ¹ / ₂	Wet15000hly	82	5	8	8 ¹ / ₂	5 ¹ / ₂	5 ¹ / ₂	4 ¹ / ₂	Potts C L	L 117 b	3.90	89-10 Jumper In, King Harri, Rags N Doc	Wide, rallied	9
03Oct96- 8Pm R	7	:22	:45 ¹ / ₂	1:09 ¹ / ₂	1:22 ² / ₂	Wet15000hly	91	5	4	2 ¹ / ₂	3 ¹ / ₂	2 ¹ / ₂	2 ¹ / ₂	Flores J L	L 117 b	23.10	91-14 Casey's Kn, Sunglow Na, Rimmed	No make	8
02Nov96- 7Pm R	6	:22 ¹	:46 ¹ / ₂	:59 ¹ / ₂	1:12 ¹ / ₂	Wet10500hly	79	5	2	3 ¹ / ₂	1 ¹ / ₂	2 ¹ / ₂	2 ¹ / ₂	Caluag C M	L 117 b	3.10	74-26 Trespasser, Sunglow Na, Megan's	Second best	7
14Oct96- 8Pm R	6	:22 ¹	:46	:59	1:12 ¹ / ₂	Wet10500hly	78	7	8	9 ¹ / ₂	7 ¹ / ₂	4 ¹ / ₂	3 ¹ / ₂	Wes J C	L 117 b	3.10	78-23 Salmon Hee, Spin The O, Sunglow	Late foot	9
06Oct96- 8Pm R	6	:24	:48	1:12 ² / ₂	1:48	Cm8000	78	3	2	3 ¹ / ₂	3 ¹ / ₂	2 ¹ / ₂	5 ¹ / ₂	Aviles R B	L 116 b	9.20	67-36 Granville, B Bkan, Harbour So	No excuse	8
30Aug96- 4Pm R	6	:22 ¹	:45 ¹ / ₂	:57 ¹ / ₂	1:10 ¹ / ₂	Cm4000hly	89	3	3	1 ¹ / ₂	1 ¹ / ₂	1 ¹ / ₂	1 ¹ / ₂	Potts C L	L 122 b	2.80	92-13 Sunglow Na, Kaylor, Congress	Hidden out	8
16Aug96- 10Pm R	6	:22 ¹	:45 ¹ / ₂	:58 ¹ / ₂	1:11 ¹ / ₂	Cm4000hly	78	7	6	2 ¹ / ₂	1 ¹ / ₂	1 ¹ / ₂	1 ¹ / ₂	Flores J L	L 117 b	*2.10	89-10 Sunglow Na, Captain So, Mr Cool S	Drew away, driving	11
26Jul96- 1Pm R	6	:22 ²	:46	:59	1:12 ² / ₂	Cm4000hly	75	8	4	2 ¹ / ₂	2 ¹ / ₂	2 ¹ / ₂	2 ¹ / ₂	Flores J L	L 117 b	4.70	81-18 Ganner Jr., Sunglow Na, Sunshine	No late response	9

Works: Oct 05 PEN 3R :37¹/₂ B 8/29, Jul 05 PEN 4R :52¹/₂ B 8/10, Jun 10 LRL 4R my :51¹/₂ B 9/11, Jun 07 LRL 3R :36⁴/₂ B 5/9, May 25 LRL 4R :50¹/₂ B 12/19

7 - Ntalipus (S 0)

Own: Stevark Stable Inc

Power#: 59.87

12 Days Since Last Race

Flores J L (192 40 36 31 .21) \$4,500

Dkbr. h. 11 (Apr)

Sire: Captain My Captain (Turn-to)

Danc: Rostraver Babs (Judge Abe)

Br: Miss Andrea M. Gail (PA)

Tr: Kravets Bruce M (118 26 23 23 .22)

1997	4	0	1	1	\$2,757	Turf	21	2	3	2	\$18,269
1996	19	3	5	3	\$17,813	Wet	13	1	4	3	\$17,403
PEN	126	17	28	17	\$145,556	Dist	53	7	14	11	\$59,014

L 118

12Feb97- 7Pm R	6	:22 ²	:46 ¹ / ₂	:59 ² / ₂	1:12 ¹ / ₂	Cm5000hly	76	4	9	9 ¹ / ₂	6 ¹ / ₂	5 ¹ / ₂	4 ¹ / ₂	Flores J L	L 120 b	14.50	76-21 Half Empty, Maraud, High Ranke	Evenly	9
01Feb97- 7Pm R	6	:22 ²	:46 ¹ / ₂	:59 ² / ₂	1:12 ¹ / ₂	Cm5000hly	74	7	8	5 ¹ / ₂	6 ¹ / ₂	7 ¹ / ₂	5 ¹ / ₂	Salvaggio M V	L 120 b	3.10	71-24 Superior F, Sullen, Saltminer	Outrun	8
22Jan97- 9Pm R	6	:21 ⁴	:45 ² / ₂	:59	1:12 ² / ₂	Cm6500hly	81	3	9	7 ¹ / ₂	6 ¹ / ₂	4 ¹ / ₂	3 ¹ / ₂	Flores J L	L 117 b	10.90	77-25 Stanback F, Trespasser, Ntalipus	Mild response	9
06Jan97- 8Pm R	6	:22	:45 ¹ / ₂	:59 ¹ / ₂	1:13 ¹ / ₂	Cm5000hly	81	4	6	5 ¹ / ₂	4 ¹ / ₂	4 ¹ / ₂	2 ¹ / ₂	Potts C L	L 118 b	5.90	78-25 Spacemaker, Ntalipus, Smile Be H	Gaining late	6
20Oct96- 5Pm R	6	:22	:45 ¹ / ₂	:58 ¹ / ₂	1:12 ¹ / ₂	Cm3500	80	2	11	9 ¹ / ₂	7 ¹ / ₂	3 ¹ / ₂	2 ¹ / ₂	Wes J C	L 116 b	8.40	80-20 Country Be, Ntalipus, Bold Clem	Gaining late	11
11Oct96- 7Pm R	6	:22 ¹	:45 ¹ / ₂	:58 ¹ / ₂	1:12 ¹ / ₂	Cm5000hly	73	8	10	8 ¹ / ₂	6 ¹ / ₂	8 ¹ / ₂	8 ¹ / ₂	Flores J L	L 118 b	10.90	75-20 Discrimine, Ragella, Fabled Mel	No factor	10
03Nov96- 8Pm R	6	:22	:45 ¹ / ₂	:59	1:12 ¹ / ₂	Cm3500	80	7	7	8 ¹ / ₂	8 ¹ / ₂	5 ¹ / ₂	4 ¹ / ₂	Flores J L	L 114 b	4.00	77-24 Trumpet To, Half Empty, Malcom F	Rallied late	8
20Oct96- 9Pm R	6	:22 ³	:46 ¹ / ₂	:59	1:12	Cm5000hly	78	4	6	6 ¹ / ₂	4 ¹ / ₂	4 ¹ / ₂	3 ¹ / ₂	Flores J L	L 118 b	3.10	82-17 Candlelight, Voice OIA, Ntalipus	Mild rally	6
13Oct96- 9Pm R	6	:22 ¹	:45 ¹ / ₂	:58 ¹ / ₂	1:11 ¹ / ₂	Cm3500	75	3	6	6 ¹ / ₂	5 ¹ / ₂	4 ¹ / ₂	4 ¹ / ₂	Flores J L	L 117 b	3.10	79-20 Ms A Rumb, Tom Freda, Half Emph	Lacked rally	6
27Sep96- 1Pm R	6	:22 ¹	:45 ² / ₂	:58 ¹ / ₂	1:12 ¹ / ₂	Cm5000hly	76	8	1	7 ¹ / ₂	4 ¹ / ₂	5 ¹ / ₂	3 ¹ / ₂	Flores J L	L 120 b	2.00	78-19 Island Ind, High Ranke, Ntalipus	Belated bid	9

Works: Dec 04 PEN 3R :38¹/₂ B 5/10, Sep 25 PEN 3R :37³/₂ B 3/11, *Apr 20 PEN 4R :48¹/₂ H 1/30, *Feb 13 PEN 4R :48⁴/₂ H 1/10, Nov 20 PEN 3R :39²/₂ B 9/13

8 - Another Sound (E/P 0)

Own: Teer Quintas

Power#: 58.24

28 Days Since Last Race

Martinez Luis (0 0 0 0 .00) \$5,000

Dkbr. h. 6 (Apr)

Sire: Faster Than Sound (Five Star Right)

Danc: Duck Pond (Quack)

Br: Edwin K. Cleveland (OH)

Tr: Teer Quintas (0 0 0 0 .00)

1997	1	0	0	0	\$0	Turf	0	0	0	0	\$0
1996	6	1	0	0	\$5,911	Wet	6	1	0	1	\$9,534
PEN	0	0	0	0	\$0	Dist	10	2	0	1	\$13,644

L 120

27Jan97- 9Pm R	1	:24	:47	1:11 ¹ / ₂	1:38 ¹ / ₂	Cm7500	67	10	10	9 ¹ / ₂	9 ¹ / ₂	9 ¹ / ₂	9 ¹ / ₂	Madrigal Jr	L 117 b	292.70	73-14 Boga Tom, Steel Nails, The High P	Outrun	10
13Oct96- 7Pm R	1	:22 ⁴	:46 ¹ / ₂	:58 ² / ₂	1:11 ¹ / ₂	Cm7500	59	5	1	5 ¹ / ₂	6 ¹ / ₂	6 ¹ / ₂	6 ¹ / ₂	Madrigal Jr	L 117 b	24.90	69-20 Electric G, Bright Bu, Fuzzy Todd	Rank, early	6
14Nov96- 12Pm R	1	:23 ³	:47 ¹ / ₂	1:13 ¹ / ₂	1:39 ² / ₂	Cm10000	64	4	6	7 ¹ / ₂	7 ¹ / ₂	7 ¹ / ₂	7 ¹ / ₂	Madrigal Jr	L 117 b	25.80	66-18 Order A L, Miller's C, Mr. Prime	Outrun	7
24Oct96- 6Pm R	1	:22 ³	:46 ¹ / ₂	:59	1:12	Cm7500	68	7	4	7 ¹ / ₂	7 ¹ / ₂	7 ¹ / ₂	7 ¹ / ₂	Madrigal Jr	L 116 b	27.70	76-15 Roscommon, Electric G, Its great	Trained	2
06May96- 7Pm R	1	:24 ¹	:48 ¹ / ₂	1:13 ¹ / ₂	1:39 ² / ₂	Cm14500	72	4	4	5 ¹ / ₂	6 ¹ / ₂	6 ¹ / ₂	6 ¹ / ₂	Feliciano SR	L 116 b	10.10	75-17 Rene's Hop, Big Tireur, Count Stre	Bred	7
18Apr96- 10Pm R	1	:22 ³	:46 ¹ / ₂	:59 ² / ₂	1:12 ¹ / ₂	Cm10000	86	3	5	2 ¹ / ₂	2 ¹ / ₂	1 ¹ / ₂	1 ¹ / ₂	Rosario H L	L 116 b	11.00	83-21 Another So, Genki, Cal Master	Drew dead	8
24Mar96- 6Pm R	1	:22 ⁴	:46 ¹ / ₂	:59 ¹ / ₂	1:12 ¹ / ₂	Cm10000	76	1	6	5 ¹ / ₂	6 ¹ / ₂	6 ¹ / ₂	6 ¹ / ₂	Rosario H L	L 116 b	13.20	80-14 E C. Brin, High Sequen, Chad A Rac	Trained	6
25Mar96- 11Pm R	1	:22 ²	:46	:59	1:11 ¹ / ₂	Cm25000	77	2	5	4 ¹ / ₂	5 ¹ / ₂	5 ¹ / ₂	5 ¹ / ₂	Rosario H L	L 116 b	12.90	91-03 Emiled T, St Crain, Little Al	Flattened out	6
29Oct95- 7Pm R	1	:24 ¹	:49	1:14 ¹ / ₂	1:40	107800.3x	79	1	4	4 ¹ / ₂	6 ¹ / ₂	6 ¹ / ₂	6 ¹ / ₂	Rosario H L	L 116 b	12.00	71-25 Sir Lewis, Marcy Man, Another So	Gaining	6
08Oct95- 11Pm R	1	:23 ¹	:47 ¹ / ₂	1:11 ¹ / ₂	1:38 ¹ / ₂	14w9380w.4	70	6	5	6 ¹ / ₂	6 ¹ / ₂	6 ¹ / ₂	6 ¹ / ₂	Phips R	L 116 b	9.70	79-21 Dream Inva, Donzede, Strubisha	No late response	10

EQUALIZED LINES

PEN 2-24-97 7 6 D

#	NAME	L	DIST	S	1stC	2ndC	3rdC	FnlC	BL1	BL2	BLS	BLF	SR	TV	ADJ	N	T
1	HOLY	4	6.0	D	21.4	45.2	58.2	112.0	6.50	4.75	3.00	1.75	83	16	0.0	3	
2	HIGH	1	6.0	D	22.4	46.4	59.2	112.1	6.00	4.75	6.00	5.25	79	21	1.5	3-1	
3	CONGR	4	6.0	D	21.4	45.2	58.2	112.0	10.00	7.75	3.50	1.50	83	16	0.0	3	
4	MIRAG	2	6.0	D	22.1	45.4	58.2	111.2	1.50	0.13	2.50	4.00	84	24	3.0	2	
5	BLUE	2	6.0	D	22.1	45.2	58.0	110.3	1.50	0.00	1.00	7.50	84	18	0.0	2	
6	SUNGL	3	6.0	D	22.0	44.2	57.0	110.1	3.00	6.00	6.00	2.25	92	10	-6.0	3	
7	NTALI	1	6.0	D	22.4	46.4	59.2	112.1	6.00	3.75	6.50	8.25	76	21	1.5	3-1	

ENERGY GENERATOR -- ATM

PEN 2-24-97 7 6 D

CLASS

#	NAME	L	N	T	Total	R	DEF	Hid	R	Fx	R	%Med	E/EP	R	L/EP	R	ESP
1	HOLY	4			165.66-	4	2.04	64.17-	7	66.06-	4	69.77	78.48-	4	75.37-	7	EAR
2	HIGH	1			164.62-	6	3.08	65.36-	1	66.32-	1	68.33	77.65-	6	75.99-	3	PRE
3	CONGR	4			165.59-	5	2.11	64.54-	5	65.99-	5	69.46	78.35-	5	75.55-	6	EAR
4	MIRAG	2			167.70-	1		64.47-	6	66.21-	2	69.33	79.01-	1	76.35-	1	EAR
5	BLUE	2			167.53-	2	0.17	64.67-	4	65.88-	6	69.44	78.99-	2	76.22-	2	EAR
6	SUNGL	3			166.77-	3	0.93	64.83-	3	65.63-	7	69.54	78.77-	3	75.90-	4	EAR
7	NTALI	1			164.15-	7	3.55	65.26-	2	66.12-	3	68.62	77.59-	7	75.63-	5	PRE

HI/LO Difference = 3.55 Average = 166

VITAL FACTORS--ATM

PEN 2-24-97 7 6 D

#	NAME	L	TOTAL	SC	R	E/DC	SCBL	3F	R	SPN	R
1	HOLY	4	165.66	57.31-	4(46.0)	96.55	4.75	50.08-	7(26.2)	85.67-	5
2	HIGH	1	164.62	55.81-	7(47.2)	97.87	4.75	52.14-	1(25.2)	82.42-	6
3	CONGR	4	165.59	56.78-	5(46.2)	96.71	7.75	50.56-	6(26.1)	87.42-	4
4	MIRAG	2	167.70	58.08-	2(45.2)	97.46	0.13	51.44-	3(25.3)	94.67-	1
5	BLUE	2	167.53	58.15-	1(45.2)	98.24		51.19-	4(25.4)	90.92-	2
6	SUNGL	3	166.77	57.45-	3(46.0)	97.94	6.00	50.80-	5(26.0)	89.92-	3
7	NTALI	1	164.15	55.98-	6(47.1)	98.17	3.75	51.50-	2(25.3)	74.67-	7

HIGH	167.70	58.15	(45.2)	98.24		52.14	(25.2)	94.67
LOW	164.15	55.81	(47.2)	96.55		50.08	(26.2)	74.67
AVE	166.00	57.08	(46.1)	97.56		51.10	(25.4)	86.53

* = Wire to Wire

BOTTOM LINE -- BETTING LINE

PEN 2-24-97 7 6 D

WIN ODDS ONLY

RAW			ADJUSTED		
BOTTOM	BETTING		BOTTOM	BETTING	
LINE	LINE		LINE	LINE	
LS	ODDS		LS	ODDS	
1 SUNGL	23.5	EVEN	1 MIRAG	19.5	EVEN-PL 15.60
2 BLUE	16.0	2-1	2 BLUE	15.0	2-1-W 17.60
3 CONGR	9.0	5-1	3 SUNGL	12.0	7-2 Ex 74.00
4 MIRAG	8.0	6-1	4 CONGR	11.0	4-1
5 HOLY	7.0	7-1	5 HOLY	7.0	7-1
6 HIGH	5.0	9-1	5 HIGH	7.0	7-1
7 NTALI	0.0	20-1	6 NTALI	0.0	20-1

One PÈNN client wrote saying that the track favored EARLY and that he saw no difference between the power of Percent Median and our new E/ep. Look at the ENGEN. The top two Median percent horses are HOLY and SUNGL. The TOP 2 E/ep horses are MIRAG and BLUE. They Placed and Won. HOLY and SUNGL are still running.

The wager on the TOP 2 E/ep and BL/BL horses yielded a \$17.60 win and a \$74 exacta. The SHOW horse, NTAL was taken from its last line because it had a lower Daily Variant than its better line 4 back.

Again we see the destruction of both the myth of the too low mutuels and the prejudice against two horse proportional wagering. When BL/BL produces top choices that won't yield a profit, PASS THE RACE. At all tracks the value winners will appear for those who wait. Next time you're assailed by someone spouting erroneous math, ask him to prove his doom-gloom prophecy on a calculator. On the other hand, maybe not. If you enlighten him too much, he'll help to lower our average mutuel.




O. Henry House Staff notes...

We couldn't get a page to ourselves, so we're taking the opportunity to be good ecological citizens and utilize the space left on this page.

- When calling Shane for tech support, be sure to have your computer on with the program in question in place. That way Shane can go through the problem with you step by step.
- Please, when you know your zip code extension (those are the additional 4 digits after your normal zip code) send them to us.
- If you're planning a trip our way to pick up a program or other items, please call in advance so we can have your items ready for you.
- All replacement programs are now \$15.00 each.
- When placing an order for computer programs, please indicate High or Double Density and if you have Windows 95. This will be of great help to us in getting your program out quickly.

Thanks for your help. We really appreciate all of you!



VOX POPULI

THE CLIENTS SPEAK

Dear Dr. Sartin & Shane,

Enclosed is my latest Thoromation report.

I chose FG to practice on because Chicago tracks are closed until sometime in February.

I down load from BRIS into AODDS Gold then to PL and Thoromation. I quickly learned that the EXDC screen was pointing out the winners in the sprints and the SP screen the winners in the routes. As a result I selected 13 winners in this 20 race cycle.

I'm eager to receive PL4 and Prof-Rater 2. I've learned how to capture the Fast Charts from BRIS and am now able to create a results model.

Sincerely and God Bless,
R.B., Indiana

DOC COMMENTS: Using the \$1.00 per card BRIS Fast Charts (results) is a long, tedious, error prone process. I congratulate you on your tenacity, since after you get Fast chart results you must hand enter them into Prof-Rater 2.

Comments from a Pace Launcher registration form:

First day to get feel for program - ran three races at GP...three for three, including \$42 8th race winner - any comment would be superfluous!
D.H., New York

...Enclosed is my check ...for Pace Launcher 4. I will return PL3 to you after I receive PL4.

Howard, my trifecta bets are starting to pay off. My bankroll just exceeded \$5200 after starting with \$500 last September.
C.P., California

...Your group is truly dedicated to the client. I only wish other company's were as nice.
N.L., New York

Comment on the PL4 Registration form:

Pace Launcher 4 is superb! My motto: Knowledge makes money; BS makes dummies.
R.H., New York

Dear Dr. Sartin,

Enclosed is a check for the Pace Launcher 4 program.

I want to tell you that I am paying for this with my winnings at EMD, made possible with the Quad Rater and Synergetic Match up 2 programs. For a time I was a member of your 18% group clientele (the ones who couldn't see the forest for the trees), but I am happy to report that I have found the winning way with these programs. I am currently achieving a ROI of \$1.49 for every dollar invested. Since Washington is one of the "black listed" states by the tele-bet outlets, I am restricted to the local track. This first ever winter racing season here in the Seattle area is somewhat short of racing days (week-ends only), and also suffers from short fields, resulting in many low-priced pay-offs. The introduction of a "rolling pick three" wagering format early in December has helped to off-set the relative low pay-offs of straight win bets significantly. It also helps me to concentrate on WINNERS, rather than returning my money on Exacta bets. These have dropped to 1 or 2 bets a day. Sometimes none. Very healthy for my pocket book. There is even talk by the horse racing commission to soften their stance on out of state simulcasting. Things are looking up all over!

I don't mind telling you that I am very thankful for all you have done to make Winners out of most of us, and that goes well beyond "playing the ponies". Anyone who can read should get a LOT more out of the Follow Up than just technical advice.

Knowing how powerful the Quad Rater & Synergetic Match up 2 programs are, I am excited to receive the newest edition of the Sartin programs.

Thanks again.

D.H., Washington

Dear Sirs:

Please renew my subscription to The Follow Up for 1997. I will be ordering Pace Launcher 4 in a separate letter. Thanks for a very professional seminar in Las Vegas 96. No one seems to believe me when I tell them this is my new career of choice, stating that the races cannot be consistently beaten. Well it is my burning desire to do just that in 1997.

Sincerely,

R.H., California

DOC COMMENTS: don't try convincing the doubters. Leave more for us.

Hi there - I would like to update my Pace launcher 3 program to the Pace Launcher 4 with Prof-Rater 2. I have been having success with Pace Launcher 3 ... including some terrific exactors.

Yours truly,

A.L., Canada

To whom it may concern:

Please send me Pace Launcher 4 with the new modeler/profiler Prof Rater 2.

I have had a profitable 96 due to your Methodology and AODDS Silver, 75% of time winner is in the top 4...Quad helps me narrow it down to best 2. This year I expect to do better and make a bigger profit as 96 was my initiation year using your programs.

K.V., New Mexico

Dear Joyce et al,

...As mentioned on the phone, I don't have the Quad disc to return. Unluckily I left it in my computer and it was stolen when my house was burglarized.

Happily they did not touch my Follow Up collection. Now that would have been a disaster! Thanks in advance,

D.C., Canada

PL4 is awesome. I am still learning how to read it. Thank you so much.

R.P., Nevada

DOC COMMENTS: When in doubt about "learning" to use PL4, just review Vital Factors, SPN and Bottom Line/Betting Line.

More comments: Pace Launcher registration form:
Doc -

Once I started using the program, it took a while for me to lose my first race. I got so excited that I scanned a picture of you into my computer to use as a desktop picture & screen saver! Thanks for keeping us all in the future!

P.Y., New York

Hey Howard,

Happy New Year! The new Pace launcher program is just astounding. Makes it real easy to get a field down to 4-5 contenders. The Vital Factor screen is one of the best screens I've seen in ALL your programs. Went six for six on Feb. 2 at Santa Anita.

V.Y., California

To Sartin Methodology-

In this note is a check for Pace Launcher 4. I have the Quad Rater for 8 months and I am doing great - with my Win/Place and Exacta bets.

Thanks to Doc Sartin, Shane and all the rest who made up the Sartin Methodology.

Yours Truly,

H.T., Florida

DOC COMMENTS: This is a fairly new client. Ironical that he BEGAN by successfully using Quad Rater when more experienced clients found it too challenging.

Dear Shane,

I wish to thank you again for helping me to install PL4 & Prof Rater 2 on my hard drive. I appreciate it very much and appreciate knowing you (spoke to you twice by phone). What's printed in The Follow Up's about you is very true. Your father must be very proud of you. He's batting 1000.

J.T., Florida

Howard mi amigo,

I am writing you on my company letterhead because I was accused of working for you. (Ed note: on BRIS Forum) the irony of the situation is that you work for me. You are the very first handicapping friend that has ever worked for me. I don't understand some of your chaos but keep on doing it because it is super. I would send you some of the phenomenal payoffs from your top selections, but you have seen all that hype. There are other tracks outside of Southern Cal and your numbers are fantastic.

You always said one had to have nerve, capital and a method to be a winner. Well, I found my nerve in betting and learning. I am disappointed in 4.20 payoffs but am overjoyed with 26 to 42 dollar winners.

T.G., Louisiana

Dear Dr. Sartin

Just a note to let you now that Pace Launcher 4 picks winners right out of the envelope.

A friend asked if I had any good selections for last Saturday's races...I told him I would see what I could do.

I gave him the top 3 PL4 picks for 2/8/97 at FG (5 races only).

I left the winner out of race #5 and the winner of race 3 did not fit my outdated profile/model. Even so - 3 out of 5 with the winner in the top 2 Adjusted Betting Line and excellent mutuels.

Sincerely and God bless,
R.B., Indiana

Doc,

The Betting Line is great. It was my interpretation that was wrong.

Now I look at the adj. line and the first two overlays within the parameter of %E/%S are my win bets. These two with my counter horse are my exacta box and my trifecta boxes at GP at present are 2 best E (within parameter) with 2 best 5 boxed. I play few trifectas.

Enclosed are a few examples from GP.
Peace & Freedom,
M.K., Illinois

P.S. Just finished talking with Shane and he confirmed the above. Having Shane On Line is a true blessing. No matter how much you may know or think you know, it is always nice to have it confirmed by someone who does know.

OK - *Blessing* might be over doing it, but you understand.

Dear Folks -

Enclosed is my Pace Launcher 3 disk as required by the version 4 upgrade. Also enclosed are some disks which I no longer use and thought may be useful for someone else or, at the least, for re-use.

Pace launcher 4 is IT! I am just now getting the hang of it at Gulfstream. I really love it. Thanks for all the effort on our behalf.

Regards,

B.D., Canada

DOC COMMENTS: This is the gentleman from Canada who did so well at the 1996 Breeders cup with Quad and Synergetic Match up that we featured him in Follow Up 60. Now he's converted to Pace Launcher 4. A man eager to grow!

Dear Sirs:

I am writing to express my thanks and opinions for the new Pace launcher 3 program. After many weeks of dry runs to understand the readouts, I finally had a chance to actually test the program at the track. I normally play the Northern and Southern California tracks only and will limit my opinions on them. Well, I had a fantastic time with both straight betting and exactas.

While the results were for only two days of actual racing, I can now finally see why you claim Sartin members can earn a professional living playing the races. It truly amazed me to see the horses actually run according to the computer projections, and horses actually lose because of the deficiencies pointed out by the program during actual match up. I especially like the vector graph feature, both/and readouts, betting lines (raw) and the normal ratings for Sartin pace numbers. Surprisingly, I used to rely upon these same ratings with Modern pace Handicapping, but now less so.

For educational purposes, you may want to write about the February 16th and 17th races at Santa Anita and Bay Meadows. For the 16th include 1st and 8th at Santa Anita and 3rd, 4th and 8th at Bay Meadows. They were great races for me but unfortunately there were some local factors not visible to all players: shoe board, body language and trainer patterns. For those counting I lost the 8th race at Santa Anita straight betting Cats Cradle to win and one way exactas of Cats Cradle & Top Rung over Jewel Princess but was not surprised with the outcome. I should probably bet the Anita race the same way under the same conditions but demand a higher overlay in the future. Its one of my pattern plays. The 17th has only the 1st, 3rd and 8th at Bay Meadows. What an outstanding day with only 3 local races! I am still giddy.

I reran the same races with Modern Pace Handicapping and was not even on the same page of the race analysis. Surprisingly, with the same pacelines selected and knowing the outcomes I was not able to get the same predictions. I am truly amazed the PL3 was able to isolate the horses and pinpoint deficiencies. This is also why I don't use MPH and the associated readouts anymore. PL3 has new and as yet not discovered views upon races that nobody seems to have tapped into and practically guarantees higher mutuels.

W.T., California

VITAL FACTORS

SA 2-22-97 9 5.5 D

#	NAME	L	TOTAL	SC	R	E/DC	SCBL	3F	R	SPN	R
1	ROP	1	170.22	58.01	-7(45.3)	99.70	2.25	53.80	-2(18.2)	82.67	-5
2	LARK	2	171.32	58.65	-5(45.0)	98.35	4.50	53.19	-4(18.3)	85.67	-4
3	*SALTS	1	174.08	60.83	-1(43.2)	94.93		52.11	-6(19.0)	90.67	-1
4	*STEW	1	169.97	59.19	-3(44.3)	98.65		51.56	-7(19.1)	82.67	-5
5	LAURI	1	172.45	60.81	-2(43.2)	98.89	0.10	50.79	-8(19.2)	87.92	-2
6	JAZZ2	2	173.14	57.28	-8(46.0)	99.12	3.50	57.97	-1(17.0)	87.42	-3
7	*DIAL	3	169.47	58.41	-6(45.1)	100.00		52.66	-5(18.4)	79.67	-6
8	*CARR	3	171.23	58.93	-4(44.4)	96.43		53.23	-3(18.3)	85.67	-4
Sh											
HIGH 174.08 60.83 (43.2) 100.00 57.97 (17.0) 90.67											
LOW 169.47 57.28 (46.0) 94.93 50.79 (19.2) 79.67											
AVE 171.49 59.01 (44.4) 98.26 53.16 (18.3) 85.29											

* = Wire to Wire

Howard;
 PL4 Mailed The \$111.00 winner! And Bay Meadows \$345.00 Exacta
 Thank you, Thank you!
 Terry & Jeane

used Dial the favorite in both
 exotics

NINTH RACE

Bay Meadows

FEBRUARY 22, 1997

3/4 FURLONGS. (1:01) 1st Running of THE MAYNARD HANDICAP. Purse \$35,000 added. Fillies and mares, 4-year-olds and upward. By subscription of \$35 each, to accompany the nomination, with \$35,000 added, of which \$7,000 to second, \$5,250 to third, \$2,625 to fourth and \$675 to fifth. Weights Monday, February 17. Starters to be named through the entry box by the closing time of entries. High weights preferred. Closed Monday, February 17 at noon with 18 nominations.

Value of Races: \$35,530 Winner \$19,000; second \$7,000; third \$5,250; fourth \$2,625; fifth \$675. Mutuel Pool \$238,428.00 Exacta Pool \$108,938.00 Quinella Pool \$24,311.00 Trifecta Pool \$104,345.00

Last Raced	Horse	M/E	Q	A	Wt	PP	St	1/4	1/2	Str	Fin	Jockey	Odds \$1
1Jan97 7GG5	Jazzie Act	LB	7	116	10	11		11	101	61	12	Lopez A D	54.80
17Nov96 *W01	Dial a Song	LB	4	116	9	7		1nd	1nd	1nd	2nd	Baze R A	1.10
17Jan97 7GG1	Carrie Can	LB	5	115	3	5		83	84	71	31	Carr D	15.90
31Jan97 *BM1	Stew's Blessing	LBf	6	117	6	2		2nd	211	22	41	Kaenel J L	8.80
1Feb97 *BM5	Ropers and Wranglers	LB	4	115	1	3		4nd	52	41	51	Delgadillo A	8.70
30Jan97 7BM1	Fickle Flirt	LB	4	113	11	6		52	4nd	31	61	Scott J M	19.80
15Jan97 7GG1	Lark Creek	LB	4	115	2	10		101	31	34	71	Warren R J Jr	9.00
11Dec96 7GG1	Salla's Pride	LBb	7	117	4	4		62	63	81	81	Gonzalez R M	5.60
1Feb97 *BM4	Distinguish Forum	LB	4	116	7	1		311	31	5nd	93	Barton J	13.30
1Dec96 *GG3	Perceived Value	LB	4	116	5	9		9nd	11	11	101	Castanon A L	58.50
8Dec96 *GG3	Laurinburg	LBf	4	114	8	8		72	71	10nd	11	Meza R Q	18.30

OFF AT 5:01 Start Good. Won driving. Time, :212, :45, :573, 1:04 Track fast.

\$2 Mutuel Prices: 10-JAZZIE ACT 111.60 25.40 13.00
 9-DIAL A SONG 3.80 1.40
 3-CARRIE CAN 6.40
 \$2 EXACTA 10-9 PAID \$345.80 \$2 QUINELLA 9-10 PAID \$95.00 \$1 TRIFECTA
 10-9-3 PAID \$2,412.18

WIN ODDS ONLY			BETTING		
BOTTOM			LINE		
LINE			LINE		
LS			ODDS		
1	SALTA	15.0	2-1		
2	LAURI	12.5	7-2		
W3	JAZZx	12.0	7-2		
4	LARK	10.0	9-2		
5	CARRI	7.0	7-1		
6	ROPER	6.0	8-1		
7	STEW'	5.0	9-1		
8	DIAL	4.0	10-1		

DOC COMMENTS: Terry Lentz and his wife, Jeane, are people who read and follow directions. They use all the Methodology's weapons. Some people do not. They fail to equate ZAZZx (extracted) 3rd Ranked Bottom Line and 7-2 projected odds with the fact that it went off at odds of 54+ to 1. It was also ranked 3rd on SPN. One of our strongest tools is the X, our formula for extracting a sprint from a route when a horse has run a fast sprint within a route.



DOC SARTIN
COMMENTARY

Class _____
Pars _____
DRF-SR+V _____
& Total Energy _____

I was somewhat surprised recently when a client of four years asked me about how we use CLASS. APV, Earnings per Start, Claiming Price, Drops, Rises, maiden winners, etc. It was doubly surprising since the query came after the publication of Follow Up #60. Like a few others, this client's mind is still full of questions that deal with matters that were deemed so vital in much of the literature and instruction that dominated yesterday's handicapping and even in our own teachings prior to 1987. This goes to prove my thesis that early lessons become so fixed in an individual's mind that they form a barrier against any revision. Even when people *fail* from applying old paradigms, they persist in resisting the new.

This holds true in many other aspects of life beyond handicapping; a phenomenon that is inherent in the "Repetition Compulsion." In most areas of life it applies more to older persons who feel safer clinging to the familiar. In handicapping it seems to be pervasive at all ages. I constantly hear things like: "But at the 1989 Las Vegas seminar, Tom said, or Glen said, or you said—" Unfortunately handicapping is not like a course in Greek Philosophy or the history of The Roman Conquests. The words of Plato and Aristotle and the victories of Pompeii and Caesar are not altered by time. The realities of successful handicapping are!

Since I entered this field in 1975, I've noticed a painful but consistent fact: instruction and information and/or misinformation learned early in a handicapper's development will remain dominant in the mind no matter how thick the palimpsest of later, more current and accurate information, especially when it is conflicting.

James Quinn, Frederick Davis and William Quirin have published everything that could ever be written about class as defined by conventional mainstream wisdom. Some of the Methodology material of the early 1980's was in tacit agreement with the mainstream.

Our chief area of disagreement was a refusal to accept the validity of adjustment made from commercially produced Par Times, especially so-called PACE par times. By definition these Pars are made from a long term average of winning times, relative to man-made class levels. Most Par Time Charts accept Bill Quirin's procedure of averaging the times of 4 year old males at the \$10,000 claiming level. This formula produced so few 4 year old up races that current averages are based on THREE year old and up males with a universal penalty assessed against fillies and mares. Try using that idea or any other breeding concept in polite society and you'll be deemed politically incorrect, a sexist, or both.

Fractional Par Times are all based on the Pace of Race, not on the actual splits run by the winning horse. Par FINAL times, adjusted by a sensible, universally applied variant, do have some validity. At the finish, the Pace of Race and Horse are always identical and the horse with the fastest final time wins. This is not true with Pace Pars. More often it's the horse with fractional times that are most deviant from Pars that wins.

The conventional wedding of Par Times to Class always produces many anomalies. My own earliest instructions were to limit the delineation of class levels to High-Low-Medium Total Energy; and possibly separate categories for Stakes and bottom-of-the-barrel contenders. This procedure brought success to many of our more cognizant clients. Others did not heed my instruction. They remained meshed in the vagaries of Pars with multitudinous levels of class that neatly made a horse one fifth of a second faster by each higher level. As a result, clients clinging to this erroneous rule, lost. So, I asked myself: If TIME is synonymous with Class and the foundation for PARS, why then are Pace Pars in a given race *not* synonymous with the average incremental times of the contenders in that race? In creating Fractional pars, why not isolate the 3 BEST fractions run by the collective contenders?

Hence, the *Dream Race* concept.

Here is a 6 Furlong example: (in feet-per-second)

Collective BEST from REPRESENTATIVE PACELINES @ Distance - ADJUSTED by our **original** procedure:

	1-f	2-f	3-f	2 CALL (1+2)	TOTAL ENERGY	
AAA	60.00 *	57.39 +	52.80 -	58.69*	170.19	+
BBB	59.46 +	56.90 -	54.09 *	58.18 -	170.45	* +
CCC	59.55 +	57.14 -	53.23 +	58.34 +	169.92	+
DDD	59.09 -	57.64 *	53.65 +	58.36 +	170.38	*
EEE	57.90 -	57.39 +	51.58 -	57.64 -	166.87	-
Par:	59.20	57.29	53.07	58.24	Ave Total (Class)	
					169.56	
IN TIME: 22:29		23:04	24:87	45.33	1:10:2	
(10ths)					(1:10:1)	

The CLASS of this race is 169.56. AAA, BBB, CCC, and DDD all qualify on the basis of the Total Energy CLASS Par actually established by this field of contenders. EEE is BELOW par. As for FRACTIONAL Pars: AAA has the top ranked first fraction and Second Call. DDD'S Second FRACTION is best. BBB has the fastest 3rd Fraction. These facts are drawn from the reality of this race, not on the average of Pace of Race times of \$10,000 4 year old male claimers from last year.

We can also draw some significant conclusions from these Fractional Pars. While AAA owns the 2nd Call, it lost ground in the second FRACTION to all but EEE. So we know that its high 2nd Call ranking is based only on a fast FIRST fraction. This is an excellent barometer of the "Too Fast-Too-Early" syndrome. By the same token BBB earned its #1 Total Energy rating solely from its FINAL FRACTION. Its Early Deficiency makes it suspect in a Dirt Sprint. These are things that we can spot without any problem. By AVERAGING the incremental feet-per-second values of the top contenders we get a median par that overrides the dangers of fractional "pars" that might be inordinately fast.

Commercial Par time charts, with Pace Pars, do not use the second or final FRACTIONS. They show 1st, 2nd and final CALL only. Thus, these internal fraction flaws WE so readily spot, are NOT visible to those relying on so-called Pace Pars. This defect goes back to the old classical definition of PACE: using CALLS only with NO consideration of the "hidden" 2nd and 3rd fraction.

Amazing that so many purveyors of handicapping (mis)information have pirated my old formulae, even my 1984 Early ENERGY formula, while totally ignoring the essential premises of the Methodology. I guess they felt it wouldn't sell (thank goodness).

Ray Taulbot was the first author to define CLASS by using the 2nd Call and Final times of a horse in relationship to the pace of the race against which it runs. Taulbot was not a Pace Handicapper, per se. He employed elements of pace to determine CLASS.

Then along came Andy Beyer who initially ignored pace and stated categorically that SPEED is class. Dick Mitchell followed with an emphatic statement about class, headlined, "Class My !@&?\$". Jim "The Hat" never gets vulgar about it in public. If he considers class at all, it is solely through the Match Up of INCREMENTAL times and position calls.

There are a few aspects of class that are undeniably true, the most important being that higher class horses tend to run faster than lower class animals if they're running *against each other*. Yet, higher class horses generally run only as fast as necessary to win or be close up when in form. Many clients are still thanking me for suggesting that they chart FINAL TIMES by man-made Class categories for several hundred races. They discovered many low-end claimers, running against their own level, posting faster FINAL times than Allowance horses, Non-Winners of 2 or 3 and a number of similar disparities.

Higher class horses often do not run as fast early as their lower level counterparts; yet they tend to sustain their momentum through the third fraction. Most telling is their tendency to produce better final fractions and Hidden Energy ratings. Whether they set fast or moderate 1st fractions, higher class horses SUSTAIN their pace longer than those of lesser class. Thus Sustained Pace and Hidden Energy ratings are more indicative of true class than EARLY PACE alone. We often find lower class horses, even maidens, running a faster FIRST fraction. In most cases horses going up or down two or more man-made class levels are suspect.

By the same token a single level drop or rise is commonplace. Maiden and other levels of class determined by Total and Fractional Energy, or feet-per-second "pars" are better guides of class drops and rises than man-made claiming or allowance values. The mainstream tells us that the higher the class, the faster the time. They are reluctant to accept the equal-opposite, the faster the time, the higher the class.

The argument against this is: when horses from LOWER man-made class levels run FASTER than those from higher man-made levels they do so only because they're running at the lower level and could NOT run similar times against horses from a higher level. Yet, their man-made class ladder has many rungs. The object is for horses to be upwardly mobile.

Applying mainstream logic to our readouts: Higher TOTAL ENERGY equals Higher Class. The parenthetical warning when drawing this conclusion: Determine (from a profile) the importance of the race increments that produce higher Total Energy figure. If they differ widely from those proven viable in your profile, the contender will probably only do well against other horses with a similar profile.

The conventional procedure of categorically penalizing a horse for going up in man made class levels can be costly. The old saw about Maiden Claiming prices or purses being only half the value of winners is just that, an old saw. Such a precise distinction of man-made values is folly and decidedly not precise. Another detector of class lies in the fact that "class" horses (at any level) maintain their form longer. All Class determinants for runners at any level must be tempered by the caveat: ***When in form and condition and adjusted by a consistent formula for determining daily variant.***

Note that I did not say 'accurate' formula but 'consistent.' There is no such thing as accurate here, no matter what anyone says. The problem with the variants offered by "experts" is they're warped and crunched by the human ego. As such they are subject to the personal whims of those making them. They are not even remotely "precise." They can vary from day to day. The Speed Rating and Daily Variant produced by the Racing Form comes from a universally *consistent* formula. It may not be totally ACCURATE but it's at least CONSISTENTLY inaccurate.

Further it has withstood long range multi-track testing and emerged as being superior to all the highly touted "figures" produced by big name "experts." These are the very persons who debunk the Racing Form SR+V because they want to sell their own allegedly more predictive figures. The best testimonial I can offer to support the SR+V is that since we started using them in the Pace launcher series, Many more clients than ever in our history have been winning more races and money.

My gauge of the accuracy of any factor is based not on the logic of expert argument but on the end result: Win or Lose. **BOTTOM LINE:** We rarely receive winning testimonials from clients using Par Times and Variants. Today our mail, including items in Vox Populi, is filled with jubilant letters from consistent winners using our current procedure for determining "Pars" and Variants!



In 1992, class as defined by experts writing about it, became more clouded. It grows even more hazy, particularly in claiming and medium level allowance races. Economic issues and the decrease in top quality breeding stock have led to increased owner-trainer dickering with the class ladder through maneuvers designed to disguise class.

Thoroughbred class distinctions are easy to manipulate since they've never been as clear as those in Harness, Quarter Horse and Dog racing. Oscar Barerra may be deceased but many of the lessons learned from his famous machinations still thrive.

Old time class handicappers still abound. They use breeding, APV, earning-per-start, in-the-money percentages, and other features from the Earnings Box. The better Class Handicappers keep files recording the efforts of all horses on their circuit. The Beyer numbers supposedly incorporate class but if you believe THAT, I'll sell you a bridge that now spans the Colorado River to go along with the one in New York that Andy has already sold to "horseplayers" everywhere.

Over the years we've produced a number of programs that utilize the various historically accepted means of classifying horses a la Dowst. They include use of the Beyer numbers, DRF SR +V. They are on Quad-Rater and Pace Launcher 1, 2 and 3: APV and a rating based on Earnings per start and In-the-money finishes. Very few clients, including myself and Shane, still employ this option. It panders to outdated notions. Yes, these kinds of ratings do a pretty fair job of isolating the top 5 and ties but we now have better, more precise ways.

The old man-made class paradigm makes distinctions that are just another way of isolating true contenders by throwing out horses. It is not optimal. In fact, we have published five or six different methods that perform the same task. But all those procedures tend to eliminate the longest of the longer priced horses. No surprise there. Today's racing dictates that Class Handicappers, using man-made class delineations and no other gauge of ability, seldom get very many Long Shots except in isolated areas such as Graded Stakes Races where class distinctions for Stakes may *still count!* That's because Stakes Horses tend to cluster around a mean but do not necessarily run faster FINAL TIMES by distance than Allowance horses that rank lower on the Man-Made class ladder.

To date I have yet to see a consistently winning client, wagering on a wide array of races, dwelling on Man-Made class distinctions. There are those who wager large amounts on just a scintilla of races per week concerning themselves with claiming drops, rises and other factors designated as class. They spot play for lower mutuels and are quite happy. It's a matter of what they call STYLE; but it is NOT optimal for those with open minds who want to handicap ALL races.

Equating Class with TOTAL ENERGY is a paradigm that will seem new to all those who failed to absorb my writings on the subject since 1986.

Mark Cramer writes that I am "Racing's Foremost CONTRARIAN Thinker." Let me assure everyone that I am not contrarian by design. My iconoclasm grew from absolute necessity. I am the only person in the field who began with the purpose of teaching others to WIN. Not handicap, WIN. If my original group had failed to win I would have been abandoned. All my peers entered the field to teach HANDICAPPING; mostly from material already published. The problem I faced was that there is a wide chasm between accepted handicapping *theory* of what wins and what ACTUALLY wins. Certain "experts" may be able

to win consistently with mainstream methods. MY original clients could not; and those wagering on almost every race on the card, still CANNOT!

The other teachers, well intentioned and skilled in their own right, hold out for teaching handicapping, per se, and insist that their students LEARN to do it THEIR way. This may work in a controlled classroom environment. WINNING is not an academic subject that can be learned by memorization. It is an elusive, amorphous thing that can't be merely TAUGHT, it must also be FELT. It is achieved NOT through information alone but from INSPIRATION.

The most inaccurate statement about this Methodology was made - probably with good intent - by James Quinn. He said it is most effective in the hands of those who were already good handicappers. His words were based solely on his acquaintance with Tom Brohamer. In truth, the Methodology is, and has always been, MOST EFFECTIVE in the hands of those almost totally DEVOID of past handicapping wisdom and maxims. Brohamer, Tom Ainslie, Harold Byrd, and a couple of dozen other clients are the notable exceptions that prove the "rule."

TOTAL ENERGY AS CLASS

Ever since I came up with a Total Energy formula I have urged you to determine class via HIGH-LOW and AVE parameters of Total Energy. I also suggested that you make a Low-Low and a Stakes category. The Low-Low applying to circumstances where some horses clustered around a mean that was lower than low and Stakes for obvious reasons. What we have now, but didn't have as clearly in the beginning, is a daily variant based on a universal formula. I refer to the DRF variant. I'm quite familiar with all the arguments against its accuracy. I can also offer good arguments against other ways of making a variant. Yet, accuracy is meaningless in this area: CONSISTENCY of formula is key. When we make evaluations based on a consistent formula they will produce a uniform result. "Correct" is not applicable because nobody actually knows what is objectively true. All man-made procedures for making variants are subjective. I defy anyone to prove otherwise.

TOTAL ENERGY is not just an ideal measure of class, it also produces a narrow range of parameters in VITAL factors that can shorten the bridge between result chart Profiles and Past Performance chart handicapping. This has been difficult in the past because of the varying ranges of total energy exerted by winners in different races on a given card.

Another corollary means of marrying a profile with your handicapping model is noting the similarities produced by our computer generated E-S-P categories separated by Total Energy. These distinctions appear in the readouts of all our advanced programs but may be difficult to recognize without a great deal of effort. So, I've produced a profile program, called Prof-Rater which does the job for us. Shane and I have been using it in conjunction with Pace Launcher 4. We were delighted with Pace Launcher 3 results and thought we were content. But profits derived from properly using Prof-Rater and corollary Pace Launcher 4 readouts have added so much to our wagering confidence that we are now able to eliminate more contenders and are betting larger sums on easily recognized Spot Plays.

Note that I emphasized PROPERLY when referring to Prof-Rater. Some clients have failed to profile by a corollary cluster group or groups, lumping all winners by distance into a massive single cluster.

This is incorrect. Re-read the instruction in Follow Up 60!

TRACK CLASS

This is a different matter and needs to be addressed. *When necessary* we deal with Track Class through the Manual Adjust in Pace Launcher. Included in the program's documentation is a Track Class Level Chart showing how much to add or subtract from the ratings of horses shipping to higher or lower level tracks. We've also provided information in how to handle Speed Ratings from tracks whose class level is the same as Today's but run slower or faster times. These adjustments are working well if appropriately applied.

When Turf Paradise horses win over a southern California track, as they did several times during the '96 season, they survived a track class penalty and paid big mutuels. The same is true for horses that shipped from New Jersey and Pennsylvania, et al, to the Big Apple.

Adhering to any adage that dictates automatically throwing out an in-form FAST horse just because it came from a lower level tracks, is folly because it often means throwing out a high paying winner! Yet, I know some professional handicappers who do this and never regret it because, as they say, "in the long run....."

A Track Class Chart appears in the Quad Rater and Pace Launcher instruction manuals. I'd like some of you on the east coast to test the relationship between AQUEDUCT main, Belmont and Saratoga against lesser tracks. A superficial examination of some of Glen Connolly's Maryland races with AQU shippers, would indicate that perhaps Big Apple tracks deserve a 0, making a Class 4 track FOUR instead of THREE points off.

CAVEATS

Blindly penalizing or crediting points to a horse arbitrarily just because it's coming from an oval with a higher or lower track class is folly! There are many situations where no penalty or credit should be given. You will discover that ADJUSTED Total Energy will handle most situations quite well. To get a proper Total Energy Adjustment you MUST equate the DRF Speed Rating and Variant for the "Other" track to today's surface per the instructions.

When dealing with shippers, especially from tracks of differing class, LOCAL KNOWLEDGE is important. For example, I have noted that southern California horses shipping to REMINGTON PARK in Oklahoma fare less well than they do when shipping to northern California. With the opening of EMERALD in Seattle, a lot of owners and trainers will be shipping back and forth from California to Washington. This may not bode well for the northern California Fair Circuit in 1997.

REMEMBER: the Track Class Chart is based on MAN-MADE figures. Generalized statistics are used to evaluate the AVERAGE quality of horses run on different ovals. BEFORE assigning MANUAL adjustments keep in mind that our LONG experience shows that contenders of so called LOWER QUALITY produce the highest mutuels.

Local knowledge is just that: facts gleaned from experience in perusing current data at your track(s). No outside data base can supplant knowledge gained from *your* cognition and

experience. Just be sure your cognition is not warped by emotional opinions, yours or someone else's. Often one's perception of FACT is tainted by a loss or two and failing to analyze the total picture. Ergo, the best way to learn whether or not your efforts in manual adjusting are or are not correct, is to *lose* some races. Unless you're a hopeless masochist this should be more instructive than any manual.

Those who cannot accept, understand, or fail to apply local knowledge for ANY reason, will still do well enough overall by following the procedures that appear regularly in the Follow Up.

In the Final Analysis: Class and Track Class are just another example of variables that are NOT subject to rules or absolutes. Use our instructions and comments as *guidelines*. Learn from experience.

On evaluating a horse by TRACK CLASS, make sure the horse is a regular on the higher or lower class circuit it's coming from. A horse that has performed reasonably well at Belmont but ships for one race to Monmouth, is NOT a Monmouth horse, it is a Belmont horse. Contrariwise, a horse shipping UP from LOWER class tracks should get their penalty even after ONE start at a Class 1 track. If they DO WELL even once at the class 1 track, depending on the level of the race, they then qualify as a Level 1 horse. You MUST evaluate competition level as well as Track Class. A track class adjustment, up or down, applies only to horses who RUN REGULARLY at that level.

Of interest to you may be this letter I wrote to a new client who was struggling with making manual class adjustment of all kinds. He was piling HIS own *subjective* adjustments on top of AUTO adjustments and getting poor results. He was trying to use every horse in the race, relying on the computer to eliminate obvious non-contenders. This is okay only for those with neurotransmitter defects that render them structurally incapable of insight. If you're doing likewise, let me warn you: adjusting adjustments and scoring scores can be very DANGEROUS to your handicapping health.

Dear _____,

It is better to eliminate horses coming from MUCH lower (3 levels) Track Class BEFORE trying to adjust them manually. That's what our winning clients do. Our advanced programs all have a feature that adjusts the Speed Rating from Lower class tracks to TODAY'S track. This handles the situation quite well.

HERE is some vital data on DEGREE of VARIANT. It coincides with my own research demonstrating that MEDIAN range variants are more precise and predictive than those that are inordinately high or low. The research is based on the DRF Daily Variant but applies EQUALLY to variants made from other formulae.

Track Variants

Charts 21 and 22 on this page, show that our top horses (those with the best SR + Var. in their last three races) perform better if their rating came from a rating with a variant under 18.

The ratings with very high variants (above 21) seem especially poor.

Best of Last 3 SR + Var. - By Variant

Variant	Num	Exp Win%	Act Win%	In Mon%	Avg Odds	Win ROI
0 - 17	861	21.24	23.46	53.08	↘ 6.64	-0.05
18 - 58	853	19.02	20.40	49.82	↘ 7.28	-0.16

The above from SportsStat, verifies my own long-term research. Coincidentally, they use a 17 variant as median just as we do. In our programs there is no adjustment made for 17, 16 or 18. When the DRF Variant exceeds 18, we make an adjustment within the algorithms of the program that compensates.

Of further interest is their statement that heads the various SportsStat statistics. It is couched in cautious language so as not to offend any of the multitudinous pars-based rating or variant services. Yet the message is quite clear.

Daily Racing Form Speed Ratings & Track Variants

We would never have produced this report if it hadn't been for our last effort on 13 different types of performance ratings. In it, the Daily Racing Form Speed Ratings and Track Variant combination did quite well. They were compared to ratings costing up to \$35 a day and they held their own.

What really amazed us though was that they did so well with nearly no adjustments. Our previous survey used Speed Ratings and Variant combinations from inferior tracks to rate horses running at major tracks today. Turf ratings to rate dirt races and sprint ratings to rate route races were also used. Certainly by controlling a few of these factors we could improve the situation.

Daily Racing Form Speed Ratings + Track Variant

Best Figure of Last Three Starts

Tracks	Num	Avg Odds	Exp. W%	Act W%	Act P%	Act S%	Win ROI
Hol	232	✓ 9.01	18.83	23.71	39.22	50.86	-0.04 ✓
Others	826	✓ 8.60	19.72	21.31	36.80	49.64	-0.04 ✓

Beyer Speed Ratings

Daily Racing Form

Best Figure of Last Three Starts

Tracks	Num	Avg Odds	Exp. W%	Act W%	Act P%	Act S%	Win ROI
Hol	225	✓ 4.58	24.27	26.87	43.56	57.33	-0.10 ✓
Others	745	✓ 4.26	24.03	24.43	41.21	55.84	-0.17 ✓

Bloodstock Speed Ratings (Bris)

Bloodstock Research Information Services, Inc.
801 Corporate Dr., Lexington, KY 40544 (800) 354-9206

Best Figure of Last Three Starts

Tracks	Num	Avg Odds	Exp. W%	Act W%	Act P%	Act S%	Win ROI
Hol	240	✓ 4.93	22.79	24.58	40.42	52.92	-0.16 ✓
Others	778	✓ 4.34	23.85	24.42	40.23	56.94	-0.16 ✓

Hardly a day goes by when I don't hear someone voicing the "opinion" that utilization of the DRF SR+V as an adjustment tool *cannot possibly* be as good as - (you fill in the blank with any one of several services). One opinion was based on the rationale that a certain service produced pars by man-made class level that were within "2 or 3 ticks of the times actually run." My response to this is that reasonably accurate final time projections are meaningless unless they cause YOU to have a wager on the winner. So, I answered: "Go wager on 20 races and bring me back some PROOF!"

So far, no takers.

Cruel and non-professorial as it may be, in horse racing the only opinions that count are those proven by the payoff. I do not even insist that the individual make the bet if there's some psychological barrier. I don't even care if the wager is only a dollar. Give the selections to someone else to bet. Just produce validated proof justifying "opinion."

I've been told that the impetus for the SportsStat study of DRF SR + Variant was to prove me wrong. This certainly would dispel any notion of bias on their part and speaks highly of their objectivity and integrity.

The Power of Inspiration

Over the years there have been a number of people who could not win at the time and so became frustrated with the Methodology and me personally. Many wrote us vindictive letters and bad mouthed me at every opportunity. Others *felt* like doing the same but held off, accepting personal responsibility for their initial failure. Here are some words from one who wanted to flail me with a sword of vengeance, hesitated, and then found the light.

To me, this is an inspiring message. Perhaps the reason why we are told to dedicate ourselves to finding the sheep gone astray:

letter from client in the Pacific Northwest

Dear Doc,

You'll notice I've never sent my reports on my win percentage and ROI since I've been a member of PIRCO which I joined in 1990. That's because I never won a single race with any program. Ask Glen Connolly. He worked with me in 1994-1995 and I went through 100 straight races from January 1995 through March or April with no wins. I thanked him for his help and told him how I was much better off after his help, but that was not true.

Every year between Christmas and January I'd be poised to write you a letter full of hate, anger, outrage, frustration, and despair that I'd ever get on track. Can you picture over six or seven hundred losses in a row: single wagers and exotics.

Enclosed is the reason for a complete reversal. Everything you said is in there. Losing PIRCO members should pay particular attention to pages 164 - 167 on how to reverse Self Defeating SPONSORING THOUGHTS.

Oh yea, by the way, I have been through every conceivable program since I read Magnificent Obsession in the early 1960's. I wanted to know what that doctor's secret was for turning his life around, and I've been searching high and low from Hermetics, TM; I attended Burt Mayne's Silva Mind Control course in Beaumont; I read Bandler and Grinder on NLP; firewalked with Tony Robbins; read Ernest Holmes, Emmet Fox, and other Science of Mind writers. Nothing worked. Until now, and my winning at the track is proof positive of that.

You've been saying the same things but Conversations With God (Book 1) is more like an owner's manual for your mind.

Small recompense for your wonderful attitude and excellent program in Pace Launcher 4 and EXDCX. When you come up with the Ultimate Program, and you will, then let the imitators and pirates fall by the wayside.

Enjoy the book.

and some time later with reports showing 5 straight winners, he wrote:

...Somehow I just needed to remember how to be a winner. I went to a talk given by Neale Donald Walsch tonight, the co-author of Conversations With God; between the two of you, I have finally remembered how to be a winner.

I just wanted to thank you and to say that I'm glad that, down through the years every January that I did not write to tell you all the angry, hateful, detestable things I thought of you and your programs.

Conversations with God

• an uncommon dialogue •

book 1

Neale Donald Walsch

A COLD SHOWER FOR EARLY BUFFS

Over the past year or so we've been examining the profitability of horses that led or were within two lengths at the second call VS. Horses that won from off the pace. My own research, using the BEST of the last 3 SR+V, demonstrated that horses coming off the pace were a more profitable wager. SportStat in Las Vegas researched the same factors using the same criteria: BEST of LAST 3 Top SR+V with this very interesting result.

Early Position

Top SR + Var. Last 3 Races - By Lengths Back 2nd Call Last Race

Lengths Back	Num	Exp Win%	Act Win%	In Mon%	Avg Odds	Win ROI
0 - 1.9	690	22.41	24.64	54.64	5.42	-0.08
2 - 4.9	511	20.96	22.70	55.19	6.16	-0.15
5 - 24	468	15.87	16.88	42.52	9.91	-0.07


Note the higher WIN mutuel for the "off the pace" winners. \$19.80 versus the \$10.80 for early winners. Don't be confused by the Act(ual) Win%" figures shown. It does not mean 24.64 or 16.88% of all races, it means, in the case of Early, 24.64% of 690 races. For the 6-24 lengths behind category, it means 16.88% of 468 races. "Best SR+V last 3 races" makes no class level, surface or distance distinction. It is a RAW statistic applying to ALL contenders in ALL races.

I find it most interesting that the category 2 to 4.9 lengths behind is the least profitable. The ROI for horses 5 to 24 lengths behind at the 2nd Call is .01 *better* than that of horses running on the lead or within 1.9 lengths. These facts make obsolete the Early Speed assertions in a lot of expensive books.

The test now is to see how many of you can put aside the impact of previous prejudices about "Early."

Here is where the Early-Late POTENTIAL figures and graphs in Pace Launcher 4 are powerful predictors. One client wrote that he saw no difference between them and percent Median. I'm sure that was a perfunctory observation. Check it out carefully. You'll find E/ep and L/ep far stronger than any previous indicators of Early Late potential in today's match up, regardless of its E or L in the Paceline Race.

Anatomy of a Problem Race



Guest Analyst: K.C. JONES - Oaklawn

K.C.'S letter that came with this race appears in Money Matters.

Those who like to argue about paceline selection are out of luck in this race because K.C. Jones downloads from BRIS with AODDS Gold Modular 5.5 and isolates and prints only a single paceline for each entrant: Usually they're the asterisk line or the best of the last three from comparable situations which are usually the same. He went back 4 lines for only ONE horse: BUMP and wishes he hadn't. The winner came from 2 back. He made no choices that did not conform to Methodology/ AODDS standards. There is NO reason to question K.C.'s decision. I'm quite familiar with his outstanding win record and am not about to argue with his choices-at least for picking the WINNER. This race was so early in the OP season and NONE of the contenders had any 1997 Past Performances.

AODDS "GOLD" Plus - Modular Version 5.5

7th Race - OP - JAN 25, 1997

Selected Lines Only

6 Furlongs 1:07:04 ALLOWANCE. Purse \$36,000. 4-year-olds and upward which have not won \$18,500 other than maiden or claiming since May 25. Weight 122 lbs. Non-winners of \$18,000 since August 25; allowed 3 lbs. Non-winners of \$17,000 since April 25; 6 lbs.

< Probable Pace: 21.4 44.4 109.2 >

2 LIBB'S KID BRO (50:1) APV: 463-110

LIFE	57	13	9	10	\$115312
1997	0	0	0	0	\$0
1996	15	2	2	2	\$29970

AGE: 7

14Dec96 BRD ft CoorsLight 6 22 44.3 57.2 109.4 3-1 2-1.5 2-0.13 1-2.75 * 93G 95-17 LIBB*,MR RE,NORTH, Driving,12
Workouts: 22Jan97 OP 3f sy 38.4 B 11/34 *31Oct96 RP 3f ft 36.2 B 1/20 *13Jly96 KLP 4f ft 48 B 1/23 *27Jun96 CWT 4f ft 48 B 1/7

3 GALILEO (9:1) ADV: 562-19

LIFE	32	7	5	3	\$109713
1997	0	0	0	0	\$0
1996	11	3	2	2	\$47455

AGE: 5

21Nov96 CRC ft C1m50000 7 22.3 46.1 110.4 123.3 4-2 4-2 1-3 1-3 *103G 92-20 GALLI, FLEET PRO B, 4 wide, 6
Workouts: 23Jan97 OP 4f ft 51.4 B 42/119 2Jan97 HIA 4f ft 50 B 4/5 70oct96 CRC 5f sy 101.3 H 2/14 30Sep96 CRC 4f ft 50.4 B 17/31

5 UTE CREEK (30:1) Adv: 613-18

LIFE	16	5	3	3	\$95647
1997	0	0	0	0	\$0
1996	6	1	1	2	\$23120

AGE: 5

23Nov96 RP 5f ft Alw15000n2 6.5 21.4 44.3 109.3 116 3- 1.5 3- 0.5 2- 0.13 2- 0.5 *96G 95-11 WHITE, UTE C, TROUB, Bid 3-wi, 9
Workouts: 8Jan97 OP 5f ft 103.3 8 9/31 3Jan97 OP 5f ft 105 8 18/30 28Dec96 OP 4f qd 51 8 14/23 15Nov96 RP 4f ft 49 8 5/16

6 BOYS REVENGE (16:1) Apv: 1103-12

LIFE	36	7	6	11	\$201609
1997	0	0	0	0	\$0
1996	9	2	1	3	\$69583

AGE: 6

28Nov96 PG ft Thanksgiving 6 21.3, 44.3 57.1 110 5- 2.75 5- 2.25 1- 1 2- 1 * 95G 93-12 SPIRI,BOYS ,SCOTT,5-wd bid,11
Workouts: *3Nov96 LAD 5f ft 100 H 1/13 20Oct96 LAD 5f ft 104 H 16/24 *4Oct96 LAD 3f ft 36 H 1/11 *28Sep96 LAD 3f od 36.3 H 1/14

7 BUMPKIN (30:1) Adv: 613-18

LIFE	32	8	4	3	\$107710
1997	0	0	0	0	\$0
1996	14	4	2	2	\$64180

AGE: 6

14Oct96 HAW ft ALW28000n2 6 22.1 44.4 56 108.2 3-3 3-4.5 3-4.5 3-6.75 * 94G 94-14 LINEA,ROYAL,BUMPR,Inside, ,6
Workouts: 22Jan97 OP 4f sy 54 B 64/91 22Dec96 HAW 4f ft 49.1 B 3/29 25Oct96 HAW 3f ft 38 B 15/27 20Oct96 AP 3f ft 38 B 7/16

9 MORE ORO (18:1) Adv: 911-15

LIFE	28	7	7	3	\$171155
1997	0	0	0	0	\$0
1996	14	5	3	0	\$109665

AGK: 4

16Nov96 H00 ft FtWayne25k 6 21.2 43.2 55.1 107.2 2-2 1- 0.13 1- 1.5 1- 1 * 96G107- 3 MORO ,TRANS,DEBOC, 6
Workouts: 21Jan97 OP 3f ry 37.3 B 3/23 10Jan97 OP 3f ft 38 B 9/38 7Jan97 OP 4f ft 50 B 17/57 3Jan97 OP 3f ft 37.4 B 2/20

10 CALEXUS <D> (7/2) ADV: 974-13

LIFE	11	4	3	0	\$82150
1997	0	0	0	0	\$0
1996	9	3	3	0	\$78190

AGE: 4

30Nov96 HOU ny Alw10100n2 6 22.1 45.2 57.4 110.2 1- 2 1- 1.5 1- 1.5 1- 1 * 97G 92-18 CALEX,CITY ,JAKE , Driving,10
Workouts: 21Jan97 OP 4f ny 50.4 8 12/97 6Jan97 OP 4f ft 50 B 4/67 20Dec96 HOU 5f ft 102.3 B 2/4 27Nov96 HOU 4f ft 52.2 B 15/18

12 GUGGENHEIMER (9/5) - Adv: 262-111

LIFE	18	9	4	1	\$49682
1997	0	0	0	0	\$0
1996	12	7	2	0	\$40400

AGB: 4

10Nov96 ALB ft KmSprtnchs 5.5 21.2 44 55.4 102.2 1- 0.5 1- 0.5 1- 4 1- 9.75 *100G100-12 GUGGE,DONUT,POWER,Dueled,h,10
Workouts: 21Jan97 OP 4f wv 53.2 B 57/97 7Jan97 OP 4f ft 51.1 B 37/57 *21Dec96 SUN 5f ft 102.1 B 1/4 10Oct96 ALB 5f ft 103 B 4/5

K.C. uses all his tools including the PRC in AODDS Gold. Those who don't have that program can just look at the POR, POH and LS/P rankings on Quad-Rater and SPN on Pace Launcher 4. MORO was TOP RANKED there and on POH. A lot of clients failed to grasp the power of Quad-Rater. It is the only program of the several used by K.C. that gave a ONE ranking to the PLACE horse. (#1-LS/P). BOY overcame the pace it ran against by the largest numerical margin. The Winner ranked 2nd here..



OP 01-25-1997 RACE 7 DIST 6 SURF D PURSE \$36,000 Aodds Race
ENERGY GENERATOR

NAME	Total	Hidden	Fx	Med	Lex	3rd	ESP
LIBB	170.76	64.97	65.85	69.18	32.33	30.82	E/P
GALI	167.25	65.29	66.56	68.15	32.74	31.85	PRE
UTE	170.89	64.73	66.02	69.25	32.30	30.75	E/P
BOYS	170.25	64.40	66.24	69.36	32.26	30.64	E/P
BUMP	172.61	65.87	66.32	67.82	32.87	32.18	S/P
MORO	176.67	65.30	65.83	68.87	32.45	31.13	E/P
CALE	169.16	64.85	66.36	68.79	32.49	31.21	E/P
GUGG	173.89	64.53	66.41	69.06	32.38	30.94	E/P

OP 01-25-1997 RACE 7 DIST 6 SURF D PURSE \$36,000 Aodds Race
CHAOS FORMULA AND LONGSHOT RATINGS
CHAOS Formula Power Rating

	94%	95%	96%	97%	98%	99%	100%
MORO 2	147.21	-----+	-----+	-----+	-----+	-----+	-----+
GUGGE2	145.21	-----+	-----+	-----+	-----+	-----+	-----+
BUMPK4	142.20	-----+	-----+	-----+	-----+	-----+	-----+
UTE C1	141.07	-----+	-----+	-----+	-----+	-----+	-----+
LIBB'1	140.98	-----+	-----+	-----+	-----+	-----+	-----+

CHAOS Formula Long Shot Potential Rating

	94%	95%	96%	97%	98%	99%	100%
BOYS 3	106.53	-----+	-----+	-----+	-----+	-----+	-----+
GALIL3	105.67	-----+	-----+	-----+	-----+	-----+	-----+
MORO 2	105.67	-----+	-----+	-----+	-----+	-----+	-----+
LIBB'1	105.51	-----+	-----+	-----+	-----+	-----+	-----+
UTE C1	105.30	-----+	-----+	-----+	-----+	-----+	-----+

OP 01-25-1997 RACE 7 DIST 6 SURF D PURSE \$36,000 Aodds Race
CHAOS FORMULA POWER AND LONGSHOT RATINGS COMPOSITE

#	NAME	L	POR	R	POH-R	R	LS/P	R	W/W
1	LIBB'	1	153.52	5	140.98	5	105.51	3	
2	GALIL	3	147.28	8	137.35	8	105.67	2	
3	UTE C	1	153.89	4	141.07	4	105.30	4	
4	BOYS	3	152.95	6	140.34	6	106.53	1	PLACE ←
5	BUMPK	4✓	158.98	③	142.20	③	99.32	6	
6	MORO	2	164.30	①✓	147.21	①✓	105.67	2	
7	CALEX	2	150.60	7	140.25	7	100.90	5	W/W
8	GUGGE	2	159.15	②	145.21	②	100.90	5	W/W

R=Rank W/W=Wire to Wire LS/P=Long Shot Potential *=Hidden

OP 01-25-1997 RACE 7 DIST 6 SURF D PURSE \$36,000 Aodds Race
QUAD - RATER C H A O S MATCH UP -- AUTO

EP	R	FINISH	R
DREAM RACE			
LIBB'	-1.11- 5		-2.83- 5
GALIL	-2.80- 8		-3.49- 8
UTE C	-1.82- 3		-2.83- 4
BOYS	-1.80- 4		-3.20- 7
BUMPK	-1.85- 7		-0.85- 2✓
MORO	0.00- 1		0.00- 1✓
CALEX	-1.82- 6		-3.19- 6
GUGGE	-0.48- 2		-1.37- 3✓

The winner, MORO, ranked first by a mile on Total Energy CLASS. GALI and CALE could have been eliminated on this basis. (Use HIDE). TOTAL ENERGY is a far better measure of class and Track Class than any man made class figure below stakes.

Another readout that seemed to confuse some clients is Entropy. K.C. only used the version that comes with Advanced Thoromation. Nothing confusing here: MORO is best by 3 points over its nearest competitor.

SORT DC/U COMPOSITE						Low is
Name	Ep/dv	P/dv	He/dv	Td/dv	Pm/dv	BEST - Total
MORO2	1	1	2	2	2	8-W
GUGG2	2	5	4	6	5	22
UTE 1	3	4	7	7	7	28
LIBB1	4	3	6	5	6	24
BOYS3	5	6	8	8	8	35
BUMP4	6	2	1	1	1	11
CALE2	7	7	5	4	4	27
GALI3	8	8	3	3	3	25

Pace Launcher: (This Race on Pace Launcher 3 before he got Pace Launcher 4).

ENERGY GENERATOR -- ATM

OP 1-25-97 7 6 D

#	NAME	L	N	T	Total	R	DEF	Hid	R	Fx	R	%Med	3rd	R	ESP
1	LIBB'	1			172.34-	3	4.33	65.12-	3	66.06-	6	68.82	31.18-	4	E/P
2	GALIL	3			168.07-	8	8.60	65.10-	4	66.69-	1	68.20	31.80-	2	PRE
3	UTE C	1			169.62-	7	7.05	64.59-	6	65.84-	7	69.57	30.43-	7	E/P
4	BOYS	3			170.69-	5	5.98	64.45-	7	66.30-	5	69.26	30.74-	6	E/P
5	BUMPK	4			173.10-	2	3.57	65.92-	1	66.38-	3	67.70	32.30-	1	S/P
6	MORO	2			176.67-	1		65.30-	2	65.83-	8	68.87	31.13-	5	E/P
7	CALEX	2			170.51-	6	6.16	64.99-	5	66.55-	2	68.47	31.53-	3	PRE
8	GUGGE	2			171.57-	4	5.10	63.91-	8	66.37-	4	69.71	30.29-	8	EAR

HI/LO Difference = 8.6 Average = 171.57

Pace Launcher III Composite -- ADJUSTED

OP 1-25-97 7 6 D

#	NAME	L	N	T	EPR	LPR	CPR	TT	HID	FW	FX	LS	RANK
1	LIBB'	1			2	4	2	2	3	2	3	18	2
2	GALIL	3			7	3	8	7	6	8	6	45	8
3	UTE C	1			5	7	7	5	7	7	7	45	7
4	BOYS	3			4	6	6	3	5	5	5	34	6
5	BUMPK	4			6	1	3	3	2	6	②	23	3
6	MORO	2			1	2	1	1	1	1	①	8	1
7	CALEX	2			5	5	5	4	4	4	4	31	4
8	GUGGE	2			3	6	4	6	8	3	③	33	5

On the Composite, MORO ranks ten full points better than the #2 ranked horse. It's a good thing that K.C., from Arkansas, has some of that famous southwest Alamo mentality. He chooses win-type lines and bets primarily to win! Why not? Arkansas is right next to Oklahoma.

Pace Match Up Graphic -- ATM

OP 1-25-97 7 6 D

	N	T	1C R	SC R	FT R
PACE			21.22	42.48	107.48
LIBB' (1)			21.26- 4	44.63- 3	109.10- 2
GALIL (2)			22.51- 7	46.23- 7	110.80- 8
UTE C (3)			21.27- 4	44.79- 4	110.39- 7
BOYS (4)			21.75- 3	44.86- 4	109.98- 6
BUMPK (5)			22.37- 6	45.37- 6	109.38- 3
MORO (6)			21.53- 2	43.40- 1	107.40- 1
CALEX (7)			22.11- 5	45.25- 5	109.80- 5
GUGGE (8)			21.32- 1	44.20- 2	109.60- 4

Both AODDS and Pace Launcher projected a final time for this race that was way too fast. As I've pointed out in several articles, projecting the actual time is of little value. All times are relative. MORO, who won the race, projects fastest, which is all any projection should do.

MORO'S Betting Line Reads EVEN. It actually pays \$18.80-\$8.20-\$5.40. This is the kind of overlay we like. When both RAW and ADJUSTED agree on a Long Shot, go to the bank!

K.C. used a HOO (Hoosier) line for the winner. It last raced at TURFWAY. Several races handicapped by Shane and myself were won by HOOSIER contenders. Based on the lines chosen it would be foolish to make any MANUAL Track Class adjustments in this race. NO OP lines. Horses from BRD, REMINGTON, ALBUQUERQUE, HOUSTON, CALDER and FAIRGROUNDS. From the standpoint of earning alone, BOYS the Place horse, from the New Orleans FAIRGROUNDS had way the best \$\$\$\$\$. MORO came next. An argument might be made for a Manual Track Class adjustment for BOYS but looking solely at the Track Class Chart, GALI would also have to get one and we'd be back to square one. Since this is the first race over the track for all contenders, K.C.'s decision is O.K.

I'm not sold on readouts that show only one Paceline because I like to look at several lines, especially in seeking in-the-money horses and being able to HIDE horses by SPN rankings.

BOTTOM LINE -- BETTING LINE

OP 1-25-97 7 6 D

WIN ODDS ONLY

RAW			ADJUSTED		
	BOTTOM	BETTING		BOTTOM	BETTING
	LINE	LINE		LINE	LINE
	LS	ODDS		LS	ODDS
✓ 1 MORO	24.5	EVEN \$18 ⁸⁰	✓ 1 MORO	24.0	EVEN \$18 ⁸⁰
2 GUGGE	16.0	2-1	2 LIBB'	17.0	3-2
3 BUMPK	10.0	9-2	3 BUMPK	13.5	3-1
4 UTE C	8.0	6-1	4 GUGGE	7.0	7-1
5 LIBB'	7.0	7-1	5 CALEX	4.0	10-1
6 GALIL	2.0	15-1	6 BOYS	3.0	12-1
7 BOYS	1.0	20-1	7 GALIL	2.0	15-1
8 CALEX	0.0	20-1	8 UTE C	0.0	20-1

Thoromation didn't fare as well in this race as Quad Rater & Pace Launcher. But Thoromation is for those who narrow a race to the *true contenders*. We see MORO trailing BUMP, GALI and CALE. BUMP belongs, the other two don't. LIBB is tied with MORO on one screen. If we eliminate the two non-contenders, MORO is at least tied for 2nd. It's FIRST on the Entropy and DPH readouts. I've said it quite often. The DPH horse is ALWAYS a win threat. At \$18.80 it would definitely be a bet.

Clients who got Thoromation and Synergetic Match Up claimed they were sufficiently sophisticated and conversant with the Match Up to the degree that they would have made these distinctions automatically. Most were not and continued to put in what 'The Hat' calls BAD horses that distorted their readouts.

	LIBB1
	GAL13
	UTE 1
	BOYS3
	BUMP4
	MORO2
	CALE2
	QUOC2

	LIBB1
	GAL13
	UTE 1
	BOYS3
	BUMP4
	MORO2
	CALE2
	QUOC2

	LIBB1
	GAL13
	UTE 1
	BOYS3
	BUMP4
	MORO2
	CALE2
	QUOC2

SEVENTH RACE 6 FURLONGS. (LIT) ALLOWANCE. Purse \$3,000. 4-year-olds and upward which have not won \$10,000 other than maiden or claiming since May 25. Weight 122 lbs. Non-winners of \$10,000 since August 25, allowed 3 lbs. Non-winners of \$17,000 since April 25, 6 lbs.

Oaklawn

JANUARY 25, 1957

Value of Race: \$30,000 Winner \$21,500; second \$7,200; third \$3,600; fourth \$2,100; fifth \$1,400. Mutual Pool \$38,802.00 Exacta Pool \$11,000.00

Last Race	Horse	M/E	Eq	A	Wt	PP	St	1/4	1/2	3/4	Sur	Fin	Jockey	Odds \$1
15Dec56 9TP7	Moro Oro	L	4	116	9	2		1st	1st	11		11	Murphy B G	8.40
20Dec56 9FG1	Boys Revenge	Lf	6	116	6	4		6th	4th	21		21	Guillory D	3.40
20Dec56 7Haw5	Exclusive Praline	L	6	116	8	11		10th	10th	5th	3rd	3rd	Albarado R J	10.20
7Dec56 9Hou1	Calexus	Lb	4	116	10	1		31st	31st	4th			Frazier R L	8.00
20Dec56 8RP2	Ute Creek	Lbf	5	116	5	8		8th	9th	6th	5th	5th	Lester R N	27.70
20Dec56 8GrC2	Galileo	L	5	116	3	10		7th	7th	8th	6th	6th	Doocy T T	2.50
20Dec56 8Haw5	Bumpkin	Lb	6	115	7	7		32nd	32nd	7th	7th	7th	Williams R D	32.30
19Dec56 8Haw5	Dockie	f	5	116	1	3		2nd	5th	9th	8th	8th	Murray K M	68.40
20Dec56 7FG2	Hot Jaws	L	7	116	11	9		12th	13th	10th	9th	9th	Borel C H	5.10
23Nov56 8Sun1	Guggenheimer	Lbf	4	116	12	5		5th	2nd	4th	10th	10th	Howard D L	10.80
28Nov56 4CD5	Fire Ridge	Lb	6	116	4	6		4th	8th	11th	11th	11th	Pettinger D R	17.40
14Dec56 7BRD1	Libb's Kid Bro	Lf	7	116	2	12		11th	12th	12th	12th	12th	Woods C R Jr	70.50

OFF AT 4:02 Start Good. Won driving. Time: :22.45, :52, 1:11 Track fast.

\$2 Mutuel Prices:
 9-MORO ORO 8.20
 6-BOYS REVENGE 4.90
 8-EXCLUSIVE PRALINE 7.00
 \$2 EXACTA 9-6 PAID \$88.40

Client Exercise ~ Readouts and Results

If you didn't get matching figures, WHY? Did you use the published SR's, some of which were based on old 3 year best times? See the NEW times appearing after the Step by Step article. Did you discount LIL A.J. for coming from northern California? At *this* level horses ship equally from there. (Brohamer) NO Track Class penalty. Besides it had the #1 ranked ATM Total (Class) Energy (#2 Raw). If your numbers jibe, keep on doing what you did and join the Pace Launcher celebrants in Vox Populi.

EQUALIZED LINES

2-16-97 5 6.5 D

#	NAME	L	DIST	S	1stC	2ndC	3rdC	FnlC	BL1	BL2	BLS	BLF	SR	TV	ADJ	N	T
1	HOME	2	✓ 6.5	D	21.2	44.2	109.0	115.3	6.50	4.00	1.50	0.00	88	9	-3.5	3	1
2	SERG	2	✓ 6.5	D	22.2	45.3	110.4	117.2	0.00	0.10	0.00	0.00	79	8	-4.0	1	
3	PIRA	1	✓ 6.5	D	22.1	45.2	109.4	116.2	4.00	3.50	2.25	0.00	84	17	-1.0	3	1
4	WES-B	1	✓ 6.5	D	21.1	44.4	110.0	116.3	5.50	4.00	1.00	0.00	83	15	-1.5	3	
5	LILAJ	2	✓ 6.5	D	21.3	44.2	108.4	115.3	2.00	0.50	1.25	1.50	86	10	-3.0	2	
6	YANKe	2	6.5	D	22.3	46.1	110.4	116.4	0.00	0.00	0.00	0.00	82	18	-1.0	1	
7	YANKx	2	6.5	D	22.3	46.1	110.4	116.4	0.00	0.00	0.00	0.00	82	18	-1.0	1	

ENERGY GENERATOR -- ATM

2-16-97 5 6.5 D

#	NAME	L	N	T	Total	R	DEF	Hid	R	Fx	R	XMed	E/EP	R	L/EP	R	ESP
1	HOME	2	3	1	170.24-	2	0.03	64.77-	4	66.39-	4	68.84	79.69-	2	77.52-	1	E/P
2	SERG	2	1		165.99-	6	4.28	64.81-	3	66.14-	6	69.04	78.35-	6	75.97-	6	E/P
3	PIRA	1	3	1	169.07-	4	1.20	65.34-	1	66.40-	3	68.27	79.11-	4	77.51-	2	PRE
4	WES-B	1	3		169.27-	3	1.00	63.96-	6	66.95-	1	69.09	79.45-	3	77.03-	5	E/P
5	LILAJ	2	2		170.27-	1		64.57-	5	66.16-	5	69.27	79.85-	1	77.24-	4	EAR
6	YANKe	2	1		167.83-	5	2.44	65.27-	2	66.77-	2	67.95	78.59-	5	77.31-	3	S/P
7	YANKx	2	1		167.83-	5	2.44	65.27-	2	66.77-	2	67.95	78.59-	5	77.31-	3	S/P

HI/LO Difference = 4.28 Average = 168.64

Pace Launcher IV Composite -- ATM

2-16-97 5 6.5 D

#	NAME	L	N	T	EPR	LPR	CPR	TT	HID	FW	FX	LS	RANK
1	HOME	2	3	1	2	2	1	2	1	2	2	12	1
2	SERG	2	1		4	6	6	5	5	6	6	38	6
3	PIRA	1	3	1	5	1	3	3	1	4	4	21	3
4	WES-B	1	3		3	4	4	4	4	3	1	23	4
5	LILAJ	2	2		1	5	2	1	3	1	3	16	2
6	YANKe	2	1		6	3	5	5	2	5	5	31	5
7	YANKx	2	1		6	3	5	5	2	5	5	31	5

VITAL FACTORS--ATM

2-16-97 5 6.5 D

#	NAME	L	TOTAL	SC	R	E/DC	SCBL	3F	R	SPN	R
1	HOME	2	170.24	58.19-	2(45.2)	97.02	4.00	53.05-	3(31.1)	97.42-	1
2	SERG	2	165.99	57.27-	5(46.0)	98.06	0.10	51.39-	5(32.1)	76.67-	6
3	PIRA	1	169.07	57.38-	4(46.0)	97.91	3.50	53.65-	2(30.4)	90.42-	4
4	WES-B	1	169.27	57.98-	3(45.3)	95.03	4.00	52.32-	4(31.3)	92.17-	3
5	LILAJ	2	170.27	58.89-	1(44.4)	97.63	0.50	52.32-	4(31.3)	93.42-	2
6	*YANKe	2	167.83	56.99-	6(46.2)	97.80		53.78-	1(30.3)	81.17-	5
7	*YANKx	2	167.83	56.99-	6(46.2)	97.80		53.78-	1(30.3)	81.17-	5
HIGH			170.27	58.89	(44.4)	98.06		53.78	(30.3)	97.42	
LOW			165.99	56.99	(46.2)	95.03		51.39	(32.1)	76.67	
AVE			168.64	57.67	(45.4)	97.32		52.90	(31.1)	87.49	

used best 4 as it looked better than worst 1 and was not on of track. Does Bayer line have to be included?
How as Top elim?

VITAL FACTORS--ATM

2-16-97 5 6.5 D

#	NAME	L	TOTAL	SC	R	E/DC	SCBL	3F	R	SPN	R
1	HOME	2	170.24	58.19-	2(45.2)	97.02	4.00	53.05-	3(31.1)	97.42-	1
2	OUT	2	165.99	57.27-	5(46.0)	98.06	0.10	51.39-	5(32.1)	76.67-	6
3	PIRA	1	169.07	57.38-	4(46.0)	97.91	3.50	53.65-	2(30.4)	90.42-	4
4	WES-B	1	169.27	57.98-	3(45.3)	95.03	4.00	52.32-	4(31.3)	92.17-	3
5	LILAJ	2	170.27	58.89-	1(44.4)	97.63	0.50	52.32-	4(31.3)	93.42-	2
6	* OUT	2	167.83	56.99-	6(46.2)	97.80		53.78-	1(30.3)	81.17-	5
7	* OUT	2	167.83	56.99-	6(46.2)	97.80		53.78-	1(30.3)	81.17-	5
HIGH			170.27	58.89	(44.4)	98.06		53.78	(30.3)	97.42	
LOW			165.99	56.99	(46.2)	95.03		51.39	(32.1)	76.67	
AVE			168.64	57.67	(45.4)	97.32		52.90	(31.1)	87.49	

VITAL FACTORS--ATM

2-16-97 5 6.5 D

#	NAME	L	TOTAL	SC	R	E/DC	SCBL	3F	R	SPN	R
1	HOME	2	170.24	58.19-	2(45.2)	97.02	4.00	53.05-	2(31.1)	97.42-	1 Sh
2	PIRA	1	169.07	57.38-	4(46.0)	97.91	3.50	53.65-	1(30.4)	92.42-	4 Pl
3	WES-B	1	169.27	57.98-	3(45.3)	95.03	4.00	52.32-	3(31.3)	94.17-	3
4	LILAJ	2	170.27	58.89-	1(44.4)	97.63	0.50	52.32-	3(31.3)	95.92-	2-W
HIGH			170.27	58.89	(44.4)	97.91		53.65	(30.4)	97.42	
LOW			169.07	57.38	(46.0)	95.03		52.32	(31.3)	92.42	
AVE			169.71	58.11	(45.2)	96.90		52.84	(31.1)	94.98	

* = Wire to Wire

BOTTOM LINE -- BETTING LINE

2-16-97 5 6.5 D

RAW				ADJUSTED			
BOTTOM LINE		BETTING LINE		BOTTOM LINE		BETTING LINE	
LS		ODDS		LS		ODDS	
1 HOME	23.0	EVEN S		1 HOME	22.0	EVEN Sh	
2 LILAJ	19.5	EVEN W		2 LILAJ	19.5	EVEN W \$72.00	
3 PIRA	14.5	2-1 Pl		3 WES-B	14.5	2-1	
4 WES-B	14.0	2-1		4 PIRA	14.0	2-1 Pl	

3340--FIFTH RACE, 8 1/2 Furlongs, Purse \$33,000, 4-year-olds, Claiming price \$32,000-28,000.

Index	Horse and Jockey	WL	FP	ST	W	1/2	W	Str.	Fin.	To \$1
5210	LILAJ, J Garcia	115	3	4	1st	1 1/2	-	14 1/2	1 1/2	35.00
3218	Pirate's Great Sun, Dhoussy	116	4	8	8 1/2	7th	-	6 1/2	2 1/2	8.90
3218	Homecoming Flag, A Sola	115	1	6	7 1/2	6 1/2	-	5 1/2	3 1/2	3.20
3209	Top Contender, P Adkinson	118	2	7	9	3	-	7 1/2	4th	37.50
3222	Yankee Castle, D Flores	118	6	3	2 1/2	3 1/2	-	2nd	5th	8.00
3178	Dubious Connection, M Pedrosa	115	7	2	3 1/2	2 1/2	-	3 1/2	6 1/2	5.80
3148	Westo, G Stevens	117	8	1	4 1/2	1st	-	4th	7 1/2	1.50
7318	Sergeant Stick, C McCarron	115	3	9	5 1/2	5 1/2	-	8 1/2	8 1/2	10.50
3148	Zika, L Phony Jr	117	5	5	6 1/2	8 1/2	-	9	9	14.40

No Scratches.

Claimed -- Westo-three Point Stable Inc-Robert W Marshall; Yankee Castle-Colorado King Racing SL-Vladimir Carr.

8--LILAJ.....72.00 27.40 9.40

4--PIRATE'S GREAT SUN.....9.20 4.80

1--HOMECOMING FLAG.....3.80

Off: 2:43 Time: 21.4 :44.3 1:09 2/5, 1:16 1/5, Track: Cloudy Fast. Winner-ch.c.4 Muttering-Captain's Bay Bebe Tr-Sean McCarthy Own-Richard J Bartlett Sr. Mutuel Pool \$455,044.80. Exacta Pool \$321,043. Trifecta Pool \$329,724. Quinella Pool \$51,407. Pick Three Pool \$126,397.

\$1 EXACTA (8-4) PAID \$390.60

\$1 TRIFECTA (8-4-1) PAID \$1,731.40

\$1 EXACTA (8-4) PAID \$390.60

\$1 TRIFECTA (8-4-1) PAID \$1,731

WHY NOT YOU!!!

NOTE: these payoffs are for one dollar Exactas-Trifectas

The Sartin Methodology

A FULL DAY WORKSHOP with Howard Sartin, Ph.D

Shane Sartin and Vic Palermo
in BEAUMONT, CA

— The main focus
**Step-by-Step Handicapping Lessons
for ALL CURRENT SARTIN PROGRAMS**

— Emphasis on the optimal use of
QUAD-RATER & PACE LAUNCHER

— Plus... a look at yesterday, today and tomorrow

- What is the Sartin Methodology – Concept and Mechanics
- What tenets are/are not as viable today as they were 15, or even 5, years ago
- Why the psychology of winning is as important as handicapping know-how
- How do Thoromation & Synergetic Match Up fit into racing reality today
- How to use Prof Rater 2 to your best advantage
- Downloading - BRIS - The Internet - Sartin e-mail & tech support
- What is thoroughbred handicapping's future
- What are the Sartin Methodology programs of the future

The world of professional thoroughbred handicapping is dynamic and constantly changing. What worked two years ago isn't necessarily paying off today. This workshop will focus on being part of racing's current dynamic, and how to best utilize the tools of the Sartin Methodology to achieve maximum results (profit) from your investment of time and money.

These are small, hands-on workshops. Many attendees get more out of them than they do our large seminars. This workshop format is one of our most successful teaching modalities: small enough to deal with your individual questions, giving you the personal attention you deserve, with answers coming directly from the SOURCE of today's Methodology.

This is a one day workshop...with Sunday being a repeat of Saturday (although we never truly repeat ourselves because these workshops are tailored to the needs of the particular individuals attending that day). We have reduced client rates for those who would like to attend both sessions – and if you're coming from outside the area, the El Rancho Motel in Beaumont has great rates! (909-845-2176)

Please join us for this illuminating workshop...you won't regret it.

***Includes workshop manual with races analyzed
and step by step procedures for winning***

APRIL 26 repeated APRIL 27

A Full Day of Handicapping Basics and Advanced Procedures

\$70 CLIENT / \$90 NON-CLIENT / \$120 COUPLE RATE*

Coming both days? \$110 CLIENT / \$180 NON-CLIENT / \$200 COUPLE RATE*

* ALL clients have a current subscription to The Follow Up / couple rate applies to a client's spouse, family member or significant other

CONFIRMATION LETTERS WILL BE SENT ON RECEIPT OF REGISTRATION

It is advisable to register early if you would like to attend both sessions.

There are a limited number of spaces available, and when the date has filled, we can't add more chairs!



Return with payment to: O. Henry House, Inc. • 1390 E. 6th St. #5 • Beaumont, CA 92223

The Sartin Methodology...

APRIL 26 repeated APRIL 27, 1997 in Beaumont, CA

Name: _____

Name: _____

Address _____

City _____ State _____ Zip _____

Phone (____) _____

Message phone (____) _____

I/we will be attending

☐ Saturday, April 26

☐ Sunday, April 27

If my date is filled:

_____ move me to the open date

_____ put me on the waiting list

_____ please refund my workshop fee

Enclosed is payment for

_____ client(s) @ \$70 ea

_____ non-client(s) @ \$90 ea

_____ couple rate @ \$120

_____ both days \$ _____

PACE LAUNCHER 4

with

PROF-RATER 2

**NOW with easy install
through Windows95!**

***The ultimate combination for
Handicapping, Profiling & Modeling***

From the BRIS Forum

MESSAGE : 3890 DATE: 19-Jan-97
FROM : EDDIE
SUBJECT : SARTIN/BRADSHAW

Fellow handicappers..recently I made the statement, " Things have NEVER been BETTER", well, I was wrong. Since then I have recieved PACELAUNCHER "4", and PROFILER II. Things HAVE gotten better !!! Can't contain my excitement. I'm VERY impressed

This program has the dynamic readouts, graphics and ease-of-use features, copies automatically to Thoromation and Synergetic Match Up 2, has the fantastic Bottom Line/Betting Line feature with the ability to detect overlays. PLUS...

- SPN - Sartin Pace Numbers – using the prescribed pace lines, ranks both the Winner and in-the-money horses in the top four 86% of the time. Limits user concerns over finding predictive pace lines from true contenders.
 - EARLY-LATE POTENTIAL NUMBERS graphed – an uncanny formula for finding horses with Hidden Early Potential in Sprints and staying-power in Routes.
 - EARLY-LATE ENERGY PERCENTAGE & DIFFERENTIAL DISTRIBUTION - An entirely new way to capitalize on so-called *bias*. Users will see the true track/match-up bias through information not available to the crowd!
 - AUTOMATIC & USER-GENERATED PAR GAPS for distance projections and extractions - Sprint to Route - Route to Sprint.
 - VITAL FACTORS – Fractions in feet-per-second AND time. Early Deceleration figures, 2nd Call Beaten Lengths, plus the dramatically predictive SPN.
 - VECTOR & PACE GRAPHS showing internal race moves and projected Fractional and Final times.
 - PLUS, the most advanced achievement in 21 years of record achievements – BOTTOM LINE/BETTING LINE. The ultimate tool for detecting overlays and discounting underlays by their true chance of winning and being in-the-money.
- No more Value for Value's sake – now users can rate horses by their actual chances via Sartin Methodology rankings.

COMES WITH PROF-RATER 2!

Provides a unique method of modeling and profiling both results and past performance charts from factors unknown to the horse playing public. Shows you how to eliminate false favorites and other public choices – isolates the higher paying Winners and Exotics.

\$479⁰⁰

Upgrade from Pace Launcher 3 for only \$279 - or if you purchased PL3 after Oct. 1, 1996, only \$179!

