

The FOLLOW UP

with Howard G. Sartin, Ph.D.

EVOLUTION

ISSUE # 61

INDICAPPING REVOL

11th Anniversary Issue

Publisher's Desk	1
On Line with Shane	8
Pace Launcher Best Times	10
Q & A	12
Pace Launcher 4	25
Value	43
The Psychology of Winning	45
Vox Populi	50
Commentary	54
Anatomy of a Problem Race	66

The FOLLOW UP is published six (6) times a year by O. Henry House, Inc. in conjunction with the Inland Empire Institute. Subscription price is \$72 per year third class mail and \$87 per year first class & Canadian mail, other foreign subscribers: \$100/year. Back issues available @ \$12.50 ea. California residents add 7.75% sales tax. If you have any problem with your subscription or have a change of address, please contact O. Henry House at the address below. All information in this publication is for informational purposes only.

The FOLLOW UP

O. HENRY HOUSE, INC.

1390 E. 6th Street, Ste 5

Beaumont, CA 92223

909-845-5907

between 1 and 3 PM Pacific time

Please send all correspondence to this address. This includes submission of material for publication consideration, letters, opinions, comments - whatever.

Thank you,
O. HENRY HOUSE, INC.

O. HENRY HOUSE, Inc.



THE SARTIN
METHODOLOGY


1390 E. 6th Street #5
Beaumont, CA 92223



STATEMENT OF POLICY

The Sartin Methodology is based in Psychotherapy and its goals are NOT directed toward fostering the illusions or delusions of gamblers seeking magic solutions for picking winners. We are primarily a healing arts organization dedicated to providing an alternative solution to mainstream psychiatry's prescription of total abstinence for non-winning handicappers. Our slogan is - and always has been -

"THE CURE FOR LOSING IS WINNING"



COPYRIGHT 1997 O. HENRY HOUSE, INC.

All right reserved. No part of this work may be reproduced or transmitted in any form or by any means, electronic or mechanical, including photocopying and recording, or by any information storage or retrieval system, except as may be expressly permitted by the 1976 Copyright Act or in writing from the publisher.

Past Performance and Results charts copyrighted by Daily Racing Form, Inc.

DOC SARTIN

FROM THE

Publisher's Desk



Never before in my life was I so emotionally charged by Holiday greeting cards and gifts as I was this season. I doubt if anyone would believe that the kind of warmth and genuine loving feeling expressed by clients from around the world could come from persons handicapping horses. I was and am deeply moved. It is gratifying to realize that you understand our true motive for being here and recognize the difference between a sales organization and a clinical practice dedicated to client needs. I thank you. All of us here at O. Henry House and The Sartin Methodology
THANK YOU!

In the past, whenever we produced a new program or an important update of an existing one, there was always a little grumbling to the effect: "Why didn't you tell me before I bought the old one?" Much to my surprise the announcement of Pace Launcher 4 did *not* get this kind of response. To the contrary, clients rushed to get it even though it was in the middle of the Christmas gift buying season.

When I asked why, I got heart warming responses saying that no program previous to Pace Launcher had readouts and supportive corollaries that were as easy to understand and, on the surface, simple, yet produced so many winners with as much profit.

Occasionally I'm still dismayed by a very few clients who seem to miss the point of our wagering concepts, especially from Bottom Line-Betting Line. For some unknown reason they insist on betting their top 2 numerically ranked horses from whatever readouts they use. This is not the way to do it. It defeats the very reason for advanced procedures. If a horse rates as Even and is actually going off at close to even, it is certainly not a prime WIN bet. Correlate your wagers to **BOTTOM LINE** as well as Betting Line. Contenders with double digit Bottom Lines win far more often than single digit ones. Top 3 SPN horses have, for all testers, won a large percent of all races. Remember, one \$10 mutuel is better than two \$4.80 mutuels.

For a number of years I've been writing that handicapping has changed. Old Phase III and other velocity based procedures still get winners but not the higher paying ones or the in-the-money horses that key lucrative exotics. I urged clients to accept advanced concepts that addressed the current state of handicapping.

DON'T



HERE!

**MODERN PACE
HANDICAPPING**
TOM BROHAMER
With a Preface by Howard Sartin

PREFACE BY TOM BROHAMER

**PACE
MAKES THE
RACE**
AN INTRODUCTION TO
The
**SARTIN
METHODOLOGY**
2nd Edition

RATED 9 1/2 by Phillips Racing Newsletter
"The highest rating we've ever given!"

At one time these books and some others with chapters about the Methodology were pertinent. They were well written and valid and I'm flattered by the efforts of their authors. Unfortunately books, especially those in hardcover, are not periodically revised by their authors or publishers to stay current. Much of their content, like that in the Sartin Methodology Basic Manual, is dedicated to basic linear essentials. However, winning profitably in today's racing requires a number of non-linear elements that have never been written or spoken of except in the Follow Up.

Your winning response to the Pace Launcher series has been a vindication of my refusal to rest on old laurels and advance ever forward. So this notice is given with full respect for all those kind words written about yesterday's Sartin Methodology.

Both books were best-sellers. I took *Pace Makes The Race* out of print for reasons obvious to the hip. Brohamer's book remains a top seller and is still a solid elementary textbook on pace. As hardcover works they reflected the reality of their time. Unlike basic texts on such subjects as Greek and Renaissance Philosophy, the Crusades, grammar, spelling, geometry, algebra, etc., procedures for successful handicapping are in a constant state of flux.

By the same token so is contemporary medicine and physics. Both are undergoing a well publicized revolution and paradigm change. We see similar changes in contemporary thought in many other fields. Handicapping is more like physics and medicine than our popular "experts" are willing to acknowledge. The new physics of handicapping can, and is being formulated to produce a powerful medicine that can cure the disease of non-winning.

Last issue I carefully explained that Pace Launcher 4 with Prof-Rater 2 is designed for those who seek higher earnings and more profit from their handicapping efforts. I also said that the programs were as much for me as for others. Providing the extra readouts and corollaries that would allow me, and any who want to join me, in making wagers as large as those made by the more heralded and publicized "experts."

Those who won't bet over five or ten dollars a race and who aren't interested in Exacta or Trifecta payoffs, don't need to go beyond their current program. Nor do they need to expand their intellectual or spiritual frame of reference. Neither did dwellers in the original 13 colonies who were satisfied with the rule of King George III, need to support the American Revolution.

In Follow Up 60 I quoted P.T. Barnum as saying "I don't care what they say as long as they spell my name right." I added that "They've said a lot of things about me, but always spelled my name correctly." Then, wouldn't you know it, someone managed to dispel that notion with the following:

The good old days.

"Back in those days we called early horses*front runners and sustained horses*closers or come-from-behind horses. Then Tom Ainslie started writing about handicapping. He used to write about stuff called—wait a minute, kid, look out. Here come some Sartanites. Look the other way. There, now it's okay. They're gone. Those guys are weird, huh, kid?"

"Well, they are hard to talk to, but you do have to admire their confidence," said the kid.

Even back in those good old days Front Running in a previous race was not necessarily an indicator of "Early" today. Sustained is not synonymous with "closer." Public pundits may use our terms but as long as they continue to misinterpret our verbiage we'll have an edge.

"SarTANites, kinda weird?" Reminds of the time when Darell Martin, supporting our stance on jockeys, said: "I never saw a jockey cross the finish line ahead of the horse." In the very next race, the horse leading the field toward the wire, spooked at a shadow just before the finish line. Its jockey lost control and went flying head over heels across the finish line ahead of all the horses. I guess it's true: in horse racing there are NO absolutes.

The January just passed marked the twenty-second year that I have labored to bring aspiring handicappers closer to their stated goal of becoming consistent winners of races and money. 1997 will be the first year that I can't share our advances with my first and only true handicapping guru, Huey Mahl. Death, as it must come to all, came this last December to Huey and the years ahead will be sadder for it.

In Memoriam

HUEY MAHL

All of you who are winning and anyone who has ever won with this Methodology should pause for a silent prayer of gratitude in memory of Huey Mahl.

It was he who planted the seeds from which the Sartin Methodology sprang and grew. Back in 1975, in my hour of desperation, faced with teaching a group of felons how to win at the races, his giant little 65 page booklet, *The Race Is Pace*, saved me from humiliating failure. His subsequent *Calculatin' Racetracker* articles in GBC's *Systems & Methods* sparked my own creative juices into liquid flame. As a result, the literature of handicapping took a quantum leap. Without Huey's inspiration it would have remained in mundane stasis. Since the late 1970's only those handicapping concepts derived from the impetus Mahl spawned have manifested anything that can truly be defined as revolutionary, new or creative.

Yet, aside from us, only Mark Cramer, among popular handicapping authors, has ever paid Huey just tribute. Others have ignored, even discounted, him. Money Management authors who blatantly stole his ideas went so far as to openly trivialize him at a Handicapping Expo. This for the man who introduced the Kelly Criterion to gambling events. His obit writer, Ed Koch, makes short reference to the fact that Huey was never properly appreciated or rewarded. This truth should be shouted to the heavens. If there were a Hall of Fame for handicapping author/experts, Huey should be there far ahead of the group of "experts" who have come into prominence over the past twenty years.

Huey was a creator not an imitative chronicler. Not only was he an innovator, he possessed the kind of saintly humility that caused him to give away for the price of a \$2.00 periodical, more viable and valuable information, including the basis for a profitable "system," than those sold for exorbitant prices by any other author or purveyor of the 1976-96 era. Yes, \$2.00 was the per issue price of *Systems and Methods*. *The Race Is Pace* cost \$2.95 in 1975.

It was Huey Mahl who wrote about me in 1979 - three years before the Gambling Times article. Called me a retired southern California doctor. Wanted to protect me, keep me anonymous. There are times when I think he had the right idea there.

Huey had a great sense of humor. One favorite anecdote he liked telling after the Sartin Methodology came into international prominence was about a letter he received when editing S & M:

"Dear Huey. Love your writing style but please stop wasting it on all those handicapping theories and calculations you come up with. Even if I understood them, they'd take too much time and work to do. Please just stick to rating the systems and methods we hear about. THAT's what we readers are after."

I wonder what that letter-writer is doing today.

Huey followed a hedonistic life style that many others, more socially "correct," frowned upon. But he lived it fully. In the long run, he BEAT THE ODDS. Medicos said he'd never make it to age 60. He added 10 years. That's an advantage of 16 percent... the exact advantage Huey predicted for Sartin Methodologists who used his version of the Kelly Criterion.

LIFE ACHIEVEMENTS

Milestones in the life of Huey Mahl:



■ **BORN:** Oct. 25, 1926, in Colorado

■ **MILITARY:** Served in the Army during the Korean War and later gained a security clearance to work on the missile program for the Pentagon. There he also became a computer

expert.

■ **HONOR:** In 1993, more than 500 guests gathered at the Alexis Park Hotel to honor Mahl with a dinner for his years of service to helping improve odds for gamblers by developing gaming probabilities.

■ **HIGHLIGHT:** For the last 20 years, he was publisher of the "Frontline" newsletter, which assisted gamblers with mathematical information on odds.

■ **DIED:** Tuesday in Las Vegas.

Gambling expert Mahl dies

Master of percentages,
author, analyst was 70

By Ed Koch

LAS VEGAS SUN

Huey Mahl devoted much of his life to giving gamblers information that would improve their odds either at the race track or in the casino.

He was into computers long before they became a fad. And he loved to share stories of colorful characters like "Goldmine" Charlie who came rolling into Las Vegas with so-called systems to beat the house.

Mahl, regarded as one of the best yet most unappreciated experts on gaming probabilities, mathematics and money management, died of heart failure Tuesday at Desert Springs Hospital. He was 70.

There will be no services for the 25-year Las Vegas resident who, for the last 21 years, was a gaming analyst columnist for the Sports Form, which became Gaming Today in 1991.

A longtime smoker, the stocky Mahl often was seen with a cigarette or small plastic-tipped cigar. He long suffered from health problems, telling friends he had his first heart attack in 1972.

"Huey decided that if he was going to live the lifestyle he wanted, he was going to have to take chances," said Gaming Today Publisher Chuck DiRocco, a longtime friend.

"He had a wonderful sense of humor. If he saw you were down in the dumps, he'd rattle off 10 stories that would put a smile on your face."

Having learned the science of computers while in the Army, Mahl often scoffed at so-called modern software, noting he had used similar programs many years ago on much less sophisticated equipment.

Mahl came to Las Vegas in 1971 and first worked for John Luckman, late founder of the Gamblers Book Club, 630 S. 11th St., and a pioneer publisher of gaming books.

Mahl wrote about developing gaming systems for Luckman's national magazines "Systems & Methods" and "Casino & Sports," analyzing how gamblers could use the information to help tilt the odds a little more in their favor.

"Huey would expose the phonies who had overpriced systems that never worked - he was very consumer oriented," said Howard Schwartz, marketing director of

the Gamblers Book Club.

"He was one of the unsung heroes on behalf of gamblers in this country and internationally. A lot of his concepts were copied by others."

Mahl deciphered the Kelly Criterion - the complicated forerunner of the money management concept - and explained the formula to gamblers so they could better manage their bankrolls by betting in percentages rather than in set amounts.

"He did whatever he could to help the gambler's money last a little longer," DiRocco said. "Huey called it the art and understanding of money management."

Three years ago, author, psychologist and handicapper Dr. Howard Sartin said in a published story: "Huey Mahl is one of the most underrated and unappreciated self-taught geniuses of the last 20 years in regards to innovative ideas and concepts."

"He is a thinker able to find niches and spots to probe."

In the 1960s, Mahl owned a string of thoroughbreds which he raced in Mexico.

In 1975, he wrote "Beating the Bookie," a breakthrough book on sports betting. A few years later, Mahl wrote "The Race is Pace," one of the most significant books on energy levels of race horses. Both were published by the Gamblers Book Club.

Mahl, who wrote more than a dozen gaming books and is referenced in numerous others, was an original columnist for Sports Form when it opened in 1976.

In his column called "Mahl Here," he told tales of characters like low-limit gambler "Goldmine" Charlie, who carried around little statues for good luck and gave them to the friends he would make on his visits to town. He once presented a statue to Mahl, who long treasured the token.

Mahl is survived by a daughter, Pam Elyea of Glendale, Calif., and a sister, Emelen Venton of Colorado.

A COLLAGE OF SOME OF HUEY'S SIGNIFICANT CONTRIBUTIONS

the **RACE** **HUEY MAHL** **IS** **PAGE**

A FRESH, NEW APPROACH TO
THOROUGHBRED HANDICAPPING

**HUEY
MAHL**

**SYSTEMS
&
METHODS**

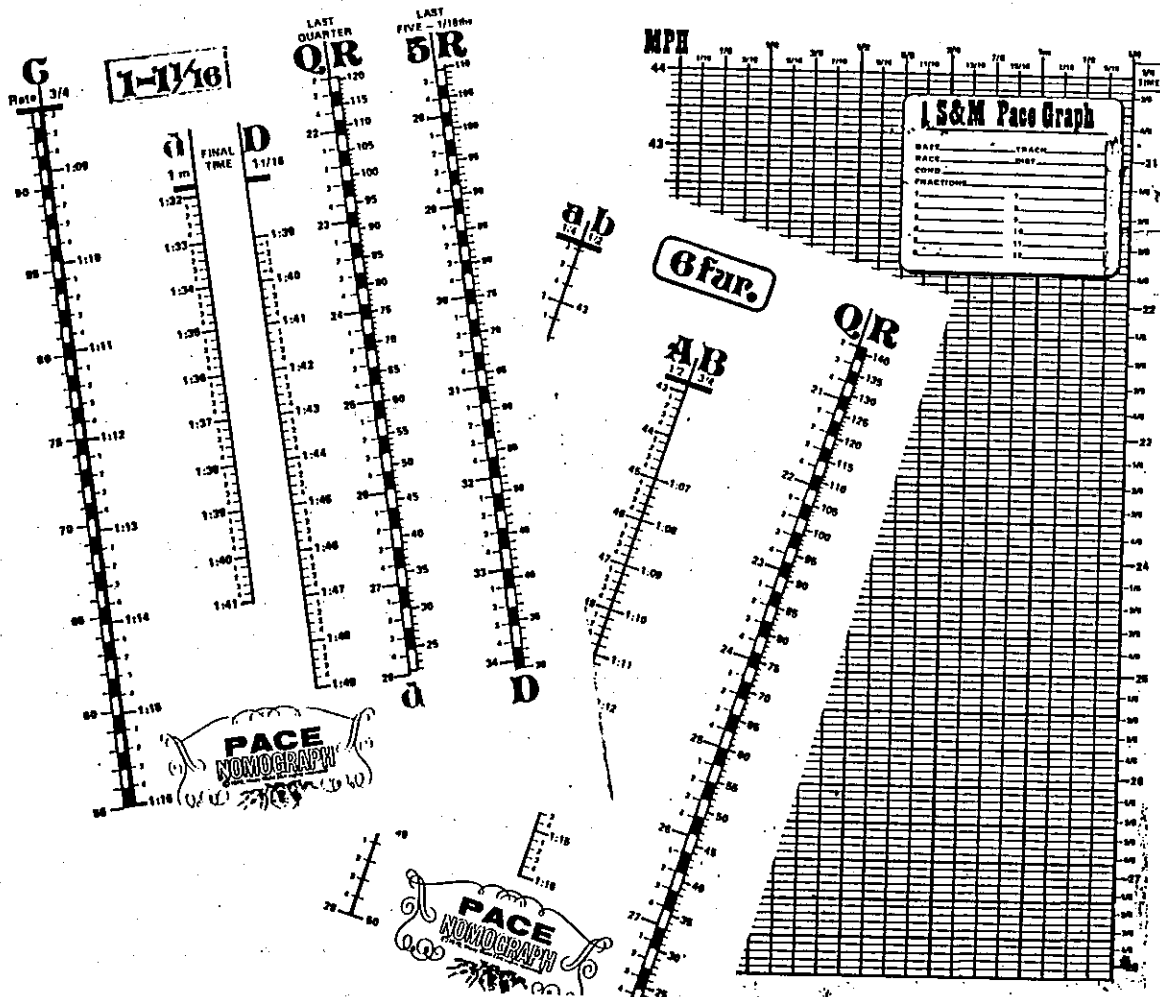
EDITED BY HUEY MAHL

gamblers
library

**DUTCHING
THE
HORSES**

\$10 the copy

LENGTH VARIANT
The Ultimate Thoroughbred Connection
Huey Mahl
IN THIS ISSUE
SA Aqu GG OP Hi



THE WEEKLY NEWSLETTER FOR PROFESSIONAL GAMBLERS
FRONTLINE
ISSUE NO. 21
AUGUST 24 - 30, 1979 - LAS VEGAS
54 The Copy



Windows 95

Here is an update on getting OUT of Windows 95 so you can install our advanced programs to your hard drive. First, start up the computer in MS DOS mode. The prompt on your screen should read C:\WINDOWS. This means you are in the MS DOS mode but you are going through Windows 95 to get to it. At the C:\WINDOWS prompt, type CD\ and press the ENTER key and the prompt will then read C:\ or C:>. Now you can place your installable program in the floppy drive (A: or B:) and proceed with installation. If you attempt to install while the C:\WINDOWS prompt is up, you will most likely lose one of the two allowed installs.



We still get a few folks asking why we don't include Past Performance lines in a lot of our problem races. We try to explain in each issue that I follow the guidelines as set up by my Dad. Best of last three at comparable distance, surface and class WHERE APPLICABLE, which is more seldom now than it was a few years ago. The pace lines I used are clearly numbered under "L" on the readouts. I use ALL the contenders that qualify under those guidelines that have appeared in past Follow Ups as well as the Pace Launcher and Quad Rater manuals. If I'm in doubt about whether a horse is really a contender or not, I will enter it initially and then let the program show me if the horse belongs or not.

I guess it's OK for Dad to scold people but I haven't reached a point yet where I can do it with the same justification that he has. I will say, however, that the people who disagreed most with our pace line selections when we DO include past performance readouts are the ones who seem to have the most difficulty narrowing a field down to the true contenders. They are also the ones who say they can't seem to pick the "right" pace line. To those folks I say why not follow Dad's guidelines? Or, if you're downloading, the lines suggested by the various "HAT" download programs. Of course, use some judgement but be consistent. Like Dad says, "Don't zig and zag."

An excerpt from a letter to Dad:

Dear Doc,

.....DOC I am CONFUSED. I read in some Follow Up to use RAW not ADJUSTED so I used RAW not the ADJUSTED. Please explain when to use RAW or ADJUSTED.

Doc's comment: Our reference to RAW was at Hollywood Park in mid-summer.

A note on using Raw or Adjusted


There still seems to be some confusion as to whether to use RAW or ADJUSTED in the Pace Launcher programs. In most cases it is better to use ADJUSTED because, except for mid-summer at southern California tracks (excluding Fairplex), there are shippers coming from several other tracks on a consistent basis. The Track and Surface (T\S) adjustment is included only in the ADJUSTED readouts. Any time you have a variety of shippers in a race, you need to utilize the T\S adjustment - it can make a world of difference in MANY cases. If you're timid about trusting one or the other, simply compare the top three (sometimes four, especially in the case of ties) on Bottom Line/Betting Line. If the same horses come up on raw and adjusted, then there's no need for confusion. Of course, this may limit the amount of races you are ready to invest in, but you're bound to have a good win percentage.

For dad's explanation of handling SR's when horses come from tracks like FPX, see Pace Launcher 4 example race #3 in this issue.



Farcus

By **John J. Waisglass**
and **Gordon Coulthart**



"He lost his hard drive."

PACE LAUNCHER BEST TIMES

In Follow Up 60 we gave you an incorrect 3 year best for Fairgrounds 8.5 furlongs on the Turf. It's been corrected on the next page along with clarifications of other Turf Times and about times.

Mike Hamm also sent some best times for some other distances not supplied us by the Daily Racing Form.



TRACK RECORDS

THOROUGHBRED						TURF COURSE					
DISTANCE	HORSE	AGE	WGT.	TIME	DATE	DISTANCE	HORSE	AGE	WGT.	TIME	DATE
3 Furs.	Henry's Baby	2	112	:33 ¹	Feb. 15, 1971	Aht 5½ Furs.	Bird Of Praise	6	119	1:03 ¹	Jan. 6, 1984
4½ Furs.	Dobs Mini Bars	2	110	:52 ¹	Mar. 8, 1971	Aht 7½ Furs.	Port Ends	8	113	1:29 ⁴	Nov. 28, 1981
5 Furs.	Zacade Zacade	5	119	:53 ²	Nov. 14, 1981	Aht 1 Mile	Rich and Ready	6	117	1:35 ⁴	Jan. 17, 1982
1½ Miles	Half Magic	4	109	1:56 ¹	Mar. 21, 1977	Aht 1½ Miles	Dixie Poker Ace	7	119	1:42	Jan. 8, 1984
1¾ Miles	It's The One	4	124	2:01 ⁴	Mar. 21, 1982	Aht 1¾ Miles	Rich and Ready	6	117	1:48 ⁴	Feb. 21, 1982
1½ Miles	Retardin	7	117	2:42 ⁴	Mar. 28, 1970	Aht 1¾ Miles	Present The Colors	5	111	2:17 ¹	Apr. 4, 1982
1¾ Miles	Aladdin Prince	8	113	3:01 ²	Apr. 5, 1981	Aht 1½ Miles	Palace Panther	5	116	2:32	Apr. 6, 1986
						Aht 1¾ Miles	Pleiosaur	6	114	2:40 ²	Apr. 4, 1982

For Comparative and Speed Rating purposes for thoroughbred racing the following list shows the best time for each distance at this track in the three previous complete calendar years, 1995, 1994, and 1993.

MAIN: 5½ F - 1:03¹ 6 F - 1:08⁴ 1M - 1:36² 1M40Y - 1:38³ 1½ M - 1:42 1¾ M - 1:48⁴
 1¾ M - 1:59³
 TURF: Aht 5½ F - 1:03³ Aht 7½ F - 1:30 Aht 1M - 1:36¹ Aht 1½ M - 1:42 Aht 1¾ M - 1:49² Aht 1¾ M - 2:41³

A few Pace Launcher 3/Pace Launcher 4 users have suffered unnecessary losses because of their cavalier use of, or refusal to accept, DRF Speed Ratings and Variant and their failure to follow the directions for using Pace Launcher Best Times. They don't bother to enter the proper times when the program asks if the race is from TODAY'S TRACK or OTHER. Even on the same circuit the difference in Best Times, even slight, can be the difference between losing and winning.

Downloaders will have to use the right arrow to go across their entry lines to make SR corrections to get the proper adjust.

I once thought that these small differences did not matter on the southern California circuit. I was INCORRECT. They DO! Today both Shane and I follow the directions as given. We lost out on some good longshots by thinking we were smarter than the program. All the Pace Launcher 4 example races in the instructional documentation and Follow Up were done as directed. With all shippers I entered 0 for SR and when it asked for the 3 year best for OTHER track, I entered it from the sheets in Follow Up 60. The exception was for FPX lines going to SA. I explain the proper procedure in Example race #3 herein. This is done only when horses ship to a faster major track of a MILE or greater FROM a slower track of LESS than a mile circumference.

Exceptions are rare but they can be made only when the horse from the slower track has recorded times at a MILE track as fast as today's top SR'S earned by horses running at the full length oval.

If you do not fully comprehend this we'll publish some examples in the next issue. Meanwhile send us some example races containing situations you are not precisely sure how to handle.

		PACE LAUNCHER BEST TIMES -- TURF											
TRACK		5.0	5.5	6.0	6.5	7.0	8.0	8.5	9.0	9.5	10.0	11.0	12.0
AP	ARLINGTON PARK	56.1					134.2	141.1	148.0	154.3	158.2		229.1
AP(a)	ARLINGTON PARK (a)	57.0					134.4	140.2	149.1	157.4			229.4
AQU	AQUEDUCT						137.2	141.3	148.0			220.2	231.4
ATL	ATLANTIC CITY		102.4				135.4	142.0	148.4	152.3			229.2
ATL(a)	ATLANTIC CITY (a)	57.3	103.2				137.0	144.0	149.4	158.1			233.0
BEL	BELMONT PARK					120.0	132.2	139.1				214.2	225.1
BEL(i)	BELMONT PARK (i)							139.2			157.3	211.3	
BM	BAY MEADOWS					126.3	134.3	140.4	146.1			218.4	232.0
BM(a)	BAY MEADOWS (a)								145.4			217.0	
BMC	BAY MEADOWS (fair)							142.4				218.0	
CD	CHURCHILL DOWNS	56.4					133.3	140.4	146.2			215.2	226.2
CD(a)	CHURCHILL DOWNS (a)						136.4	142.2	150.2				
CRC	CALDER RACE COURSE	58.0				122.1	134.2	140.0	144.4				224.0
CRC(a)	CALDER (a)	56.2					137.1	141.2	144.1				226.2
DEL	DELEWARE PARK	56.2					135.2	141.4	149.2			218.1	234.1
DEL(a)	DELAWARE PARK (a)	56.2					135.4	142.0	150.2				231.3
DNR	DEL MAR	56.2					134.0	140.4	147.3			212.4	229.4
FE	FORT ERIE					122.0	134.1	142.1					
FG	FAIR GROUNDS		103.3				136.1	142.0	149.2				
GG	GOLDEN GATE	56.3	104.4	111.2	118.0		134.0	143.0	147.2			215.0	229.4
GG(c)	GOLDEN GATE (chute)							141.1	150.0				
GP	GULFSTREAM PARK	56.3					133.1	139.1	146.3			211.1	224.3
GP(a)	GULFSTREAM PARK (a)						135.2	140.1	147.1			214.2	226.1
GS	GARDEN STATE	56.3					136.3	142.4	148.2			217.1	
GSa	GARDEN STATE (a)						136.2	142.2	147.1				
HAV	HAWTHORNE	56.3					134.1	141.0	148.4				
HAV(a)	HAWTHORNE (a)						137.2	142.3					
HIA	HIALEAH PARK		103.3					138.3	147.3	153.3			224.2
HIA(a)	HIALEAH PARK (a)		103.4					140.2	146.0	154.2			232.3
HOL	HOLLYWOOD PARK		100.2	107.0	113.3		132.3	139.3	145.0	154.0	157.2		225.0
HOU	SAM HOUSTON	58.0					136.1	143.2	151.0				
KEE	KEENELAND		103.0				133.3	141.1	147.0				229.1
KEE(a)	KEENELAND (a)						133.4	141.0	151.1				
LAD	LOUISIANA DOWNS						135.0	141.1	147.2				
LAD(a)	LOUISIANA DOWNS (a)	56.2					139.3	143.4	151.4				
LRL	LAUREL PARK	57.2	102.1				135.0	139.1	146.3	154.0	158.4		226.3
MED	MEADOWLANDS	56.4					134.3	141.0				214.3	
MED(i)	MEADOWLANDS (a)	56.4					135.3	139.4					
MTN	MONMOUTH	54.4					133.3	139.3	146.1			216.4	234.2
MTN(a)	MONMOUTH (a)	56.0					136.2	142.2	148.1				
PEN	PENN NATIONAL	55.2					134.2	138.2					227.0
PNA	PHILADELPHIA PK	56.2					137.2	142.0	151.1			221.4	233.0
PNA(a)	PHILADELPHIA PK (a)	57.3						143.1	152.2			221.0	236.3
PIH	PIMLICO	56.4					134.4	141.0	147.3			215.4	228.0
RD	RIVER DOWNS	56.1					135.0	140.4					
RKH	ROCKINGHAM						137.0	143.0	149.4			220.4	
RKH(a)	ROCKINGHAM (a)								145.3			223.1	
RP	REMINGTON PARK						135.2	140.2	147.4				
SA	SANTA ANITA PARK		101.1	106.4	113.2		133.2	139.3	146.0		158.3		223.4
SAR	SARATOGA							139.4	145.2	153.0			225.2
SAR(i)	SARATOGA (i)						135.2	140.3	147.0			214.2	225.4
SUF	SUFFOLK DOWNS	58.1					140.2	145.3				218.1	
TUP	TURF PARADISE	56.1				125.3	135.3	140.2	149.2			218.1	230.4
TUP(a)	TURF PARADISE(a)	57.4				125.2	138.2	145.2	156.1				
VO	WOODBINE (New Course)					120.1	133.0	139.4	145.1		201.0		225.3
VO(a)	WOODBINE (a)								145.1		202.3		229.3
VO(i)	WOODBINE (I)					126.4	135.1	141.0	147.1				

Q&A WITH THE DOC

Q: I'm from Canada where we don't have year round racing. How do you handicap races when all the horses have had a winter layoff.

A: If you're asking how I would handicap them, the answer is: exactly the same as if they had not taken a winter hiatus. However, if you believe that long layoffs are a problem, it will be a problem (for you). What one believes to be true is more true for the believer than what is really true. If all the horses have been away for an equally long period, each can be appraised from its performance prior to the layoff. If you have enough Past Performance information you can also see what a horse did after previous layoffs. Long range statistics from throughout North America show that, on average, there is no appreciable difference in the mutuel prices paid on opening days of a meet (or closing day) and any other day. The idea that opening and closing days produce a wild array of longshots is a myth.

Conventional wisdom would have you looking up trainer records to learn what trainers at your track had success with their horses after long layoffs. Back when west coast racing was more seasonal, I tried this method with small wagers at tracks in California, Washington and British Columbia. I lost badly. Fortunately I also made slightly higher wagers on horses I would have picked with no regard for trainers or recency. Those choices won often enough to offset the losses I had sustained from applying conventional wisdom.

One client sent me a series of questions dealing with virtually every handicapping

myth that I've ever tried to amend. He says he is having a difficult time reconciling himself to our new concepts but is viewing them with an open mind. I couldn't ask for anything more.

He has special concerns with Entropy (Deceleration) because he feels the concept is too favorable for horses that come from off the pace. His concern stems from this question formed more as a statement that reflects an opinion held by many.

Entropy 2 has just blown my mind, That combined with your literature regarding track bias or more directly the lack thereof converted into ENERGY DEMANDS OF THE TRACK tied to %median and % median of the horse. Since most horses are purchased with BRILLIANCE in mind at sales, and since most trainers train the horses with FORWARD POSITION in mind it stands to reason that most RACES will be WON on or near the lead.

My concern for the welfare of this intelligent and highly literate client stems from the statement: "Since most horses are purchased with Brilliance in mind at sales, and since most trainers train horses with forward position in mind, it stands to reason that most races are won on or near the lead."

First Answer: What seems to stand "to reason" seldom, if ever, can be applied in horse racing. What does stand to reason is having your horse on the lead at the end of the race.

Obviously he has accepted his statements as being incontrovertible fact, not opinion. He learned his lessons through some authoritative source and believes in them without question. I trust he's open minded enough to let an objective examination of these alleged facts help him to win more races and money. His statement does open the door to a dialogue that has serious implications for all of us pursuing profit.

By 'Brilliance', he refers to horses with an in-bred tendency to charge quickly from the gate and vie for the lead. The breeding term counter to Brilliance is Stamina, measured by SI: Stamina Index. If I wanted only a stable of fast track sprinters I suppose I'd bid on animals with sires and dams having appropriate blood lines.

Were I an owner aspiring to win the Kentucky Derby or any other stakes DIRT or TURF route, I'd opt for Stamina. If I had unlimited funds I'd look for stock that fit Mike Helm's term: "The Dynamic between Speed and Stamina." Unfortunately that dynamic can be judged only from a horse's performance after purchase.

The phenomenon of equating Brilliance with Early Speed is relatively recent and indigenous to the United States. Most of our original colonists with interest in horse racing couldn't afford the finest English pedigree stock so they raced Quarter Horses over short distances. A fast start and early position was essential. In U.S. Thoroughbred Racing, until the late 1920's, horses were trained to break leisurely, establish position, then charge full out to the wire. This was the time-honored running pattern established by British racing from the time of King Charles II.

In the late 1920's some American iconoclasts realized that horses running *counter*

to the traditional style might be able to “steal” races and bring them profits. Jule Fink and his “Speed Boys” are the most prominent names associated with this idea. They paid jockeys to abandon their leisurely break from the gate and go immediately for the lead. Bettors who capitalized on these moves were rewarded handsomely. The practice spread to every North American track. It became especially popular in California where ground surface conditions are ideal for early footing. From the 1930’s forward, about 30% of sprints and almost a quarter of all North American races have been won by horses with - in the words of the client - “Forward Position.” Looking at the other side of the coin, 75% did not.

From the era of the “Speed Boys” through today, the only “forward position” that leads to positive returns on investment is taking the lead and *never* relinquishing it; going “wire-to-wire.” Even in Quirin’s somewhat misleading statistics for early horses, none who trailed the leader by even the slightest margin was profitable.

Just view a race with a ten horse field and assume that ten owners have purchased their horses with Brilliance in mind and ten trainers have conditioned their charges to seek the “Forward Position.” What eventuates? Nine disillusioned owners and trainers. They may all have had “Brilliance in mind” when they made their purchase or claim but it stands to reason that sooner or later they’ll have to recognize that what their horses have in “mind,” as manifest by their actual running styles (behavioral patterns) takes precedence.

I strongly suggest that this client amend his PREcepts about what owners and trainers look for in a horse and accept Tom Ainslie’s wise and accurate observation made in his *Complete Guide* :

“Thoroughbreds are prisoners of their own INHERITED or acquired Running Style. Owners and trainers SELECT THEIR STOCK with THAT in MIND. Horses with EARLY SPEED are found in greatest profusion at tracks and DISTANCES most favorable to that style.”

Perhaps this letter writer’s conclusions about “Brilliance” were shaped by an owner or trainer whose animals raced at tracks they presumed to be most favorable to their “early” prejudices.

Personally, if I wanted to become an owner, I’d buy the kind of horses that win 75% of those races instead of a type winning 25%.

As handicappers and bettors we’re also better off seeking horses that come from off the pace. All the literature extolling wire-to-wire horses, along with systematic approaches for supposedly detecting “Early” domination, has influenced the betting public to the point where such contenders pay far less than their counterparts that win from “off the pace.”

Of all major North American tracks, Santa Anita in California and Woodbine in Canada are the most favorable to horses that can wire the field. Here are some pertinent reality examples from Santa Anita:

The arrows point to the horses that took the early lead:

Santa Anita Charts

Santa Anita Park Race Track, Arcadia, California.
Copyright 1996 by Daily Racing Form, Inc. Reproduction prohibited.
All finishes confirmed by Eclipse Photography, Inc.
Wednesday, January 8, 1997, 11th Day of a 66-Day Meet.

3091—FIRST RACE, One Mile, Purse \$19,000, Fillies, 4-year-olds. Claiming price \$16,000-13,000.

Index	Horse and Jockey	WL	PP	ST	1/4	1/2	3/4	Str.	Fin.	To \$1
2236	Solana Beach, B. Blanc	115	3	5	4 1/2	1 1/2	4 2/3	2nd	12 1/4	4.40
2175	Bold Tuesday, G. Almeida	115	1	2	1st	1st	1st	1 1/2	21	2.00
2232	Steady Rhythm, A. Sols	115	2	3	2 1/2	2 1/2	2 1/2	3 1/2	3rd	5.10
3041	Divesita, N. Chaves	110	7	6	7 1/2	7	7	7	41	32.00
2297	Triple Value, M. Pedrosa	115	4	1	3 1/2	3 1/2	3 1/2	41	52	8.40
9057	Rose Of Montague, G. Stevens	115	5	7	5 1/2	5 1/2	5 1/2	62	6th	3.50
	Jenny's Tootsie, V. Espinoza	115	6	4	6 1/2	6 1/2	6 1/2	51	7	5.40

No Scratches

3—SOLANA BEACH.....10.80 4.40 3.20
1—BOLD TUESDAY.....3.80 3.00
2—STEADY RHYTHM.....4.20

Off: 1:01 Time: 23:48.1 1:10 4/5, 1:23 4/5, 1:37 Track: Clear & Fast. Winner-ch.g.6 M/H Native-Double Desert Tr-Edwin Gregson Own-Shunichi Yamada. Mutuel Pool \$190,150. Exacta Pool \$153,641. Quinella Pool \$32,057.

\$2 EXACTA (3-1) PAID \$41.00 \$2 QUINELLA (1-3) PAID \$16.80

3092—SECOND RACE, 8 1/2 Furlongs, Purse \$39,000, Maiden 3-year-olds, bred in California.

Index	Horse and Jockey	WL	PP	ST	1/4	1/2	3/4	Str.	Fin.	To \$1
2237	Incessively Good, D. Flores	118	3	1	1 1/2	1 1/2	1 1/2	11	13	3.00
2237	A-Wheatly Nation, C. Nakatani	118	4	2	31	22	22	23 1/2	22	6.80
2237	Too High, K. Desormeaux	118	2	6	41	4th	4th	3 1/2	33	3.80
2237	Bitano, N. Chaves	113	5	5	5th	5	5	4 1/2	43	17.40
2322	Fashion Outlaw, C. Black	118	1	3	2 1/2	3rd	3rd	512	512	17.50
	Ex Nihilo, J. Scott	118	6	4	6	6	6	6	6	42.90

Scratched — Knee High In Wheat

4—INCESSIVELY GOOD.....2.80 2.20 2.10
1—WHEATLY NATION.....3.20 2.10
3—TOO HIGH.....2.10

Off: 1:31 Time: 22:44.4 1:08 3/5, 1:15 2/5, Track: Clear & Fast. Winner-b.c.3 In Excess-Sable Decor Tr-Bob Balfert Own-Mike Pegram. Mutuel Pool \$191,893.80. Exacta Pool \$241,689. Daily Double Pool \$109,619. Quinella Pool \$38,685.

\$2 EXACTA (4-1) PAID \$10.00 \$2 DAILY DOUBLE (3/4) PAID \$14.80
\$2 QUINELLA (1-4) PAID \$8.20

3093—THIRD RACE, 6 Furlongs, Purse \$53,000, Allowance, 4-year-olds and up.

Index	Horse and Jockey	WL	PP	ST	1/4	1/2	3/4	Str.	Fin.	To \$1
2257	Meadow Mischief, G. Stevens	118	2	3	1st	12	12	12 1/2	15	1.20
2243	Costly Frosty, C. Nakatani	118	4	4	42	5	5	5	5	1.90
2243	Windover, J. Scott	116	1	2	3rd	2nd	2nd	2nd	32	12.10
3070	Unrivaled, B. Blanc	116	5	5	5	4th	4th	4th	41 1/4	34.40
7421	Celt's Career, A. Sols	115	3	1	31	31	31	31 1/2	5	2.30

No Scratches

2—MEADOW MISCHIEF.....4.40 2.60 2.20
4—COSTLY FROSTY.....2.80 2.20
1—WINDOVER.....3.00

Off: 2:00 Time: 21:2.44.1 56.1 1:08 4/5, Track: Clear & Fast. Winner-b.g.6 Meadow-lake-Bold'n Determined Tr-Wallace Dofase Own-Emerald Meadows Ranch. Mutuel Pool \$213,063.90. Exacta Pool \$196,455. Quinella Pool \$34,372. Pick Three Pool \$89,869.

\$2 EXACTA (2-4) PAID \$9.40 \$2 QUINELLA (2-4) PAID \$5.00
\$1 PICK THREE (3/4/2) PAID \$20.00

3094—FOURTH RACE, 6 1/2 Furlongs, Purse \$11,000, Fillies and mares, 4-year-olds and up, bred in California. Claiming price \$10,000.

Index	Horse and Jockey	WL	PP	ST	1/4	1/2	3/4	Str.	Fin.	To \$1
2128	Tami's Issue, G. Almeida	115	5	8	7 1/2	6 1/2	6 1/2	5 1/2	11 1/4	9.80
3038	Ardenly, E. Ramsammy	116	7	5	41	4 1/2	4 1/2	4 1/2	2 1/2	45.50
3038	Triple Action, B. Blanc	116	8	2	32 1/2	32 1/2	32 1/2	2 1/2	3 1/2	9.80
2302	Face Up, J. Scott	115	3	6	5th	5th	5th	64	4th	23.60
2195	Jellcoat, D. Flores	118	6	1	2nd	21	21	1st	5 1/4	2.50
2128	Motown Philly, C. Black	116	2	7	8	8	8	8	8 1/2	13.90
3001	Mississippi Mist, N. Chaves	111	1	4	1st	1st	1st	31	73	2.40
3001	Golden Hall, M. Pedrosa	116	4	3	6 1/2	7 1/2	7 1/2	7th	6	2.40

No Scratches

5—TAMI'S ISSUE.....21.00 11.00 7.40
7—ARDENLY.....26.80 12.40
8—TRIPLE ACTION.....9.00

Off: 2:31 Time: 21:3.44.1 1:10 1/5, 1:17 Track: Clear & Fast. Winner-b.c.4 Something-fabulous-Tami U Bar Tr-Leonard Dorfman Own-Hames or Willman. Mutuel Pool \$275,908.60. Exacta Pool \$211,178. Quinella Pool \$39,745. Trifecta Pool \$264,968. Pick Three Pool \$70,144.

\$2 EXACTA (5-7) PAID \$726.40 \$2 QUINELLA (5-7) PAID \$217.20
\$1 PICK THREE (4/2/8) PAID \$43.20 \$1 TRIFECTA (5-7-8) PAID \$1,746.00

3095—FIFTH RACE, 7 Furlongs, Purse \$14,000, 4-year-olds and up. Claiming price \$12,500-10,500.

Index	Horse and Jockey	WL	PP	ST	1/4	1/2	3/4	Str.	Fin.	To \$1
2185	Cool Cadillac, G. Almeida	118	4	4	42	2 1/2	2 1/2	2 1/2	1 1/4	8.20
2299	Eagle's Deed, V. Espinoza	116	9	1	1 1/2	1 1/2	1 1/2	1 1/2	21	8.90
3009	Polar Route, C. Black	116	8	6	8 1/2	8 1/2	8 1/2	4 1/2	5 1/4	1.40
3014	Little Tot Soldier, D. Flores	116	7	5	5 1/2	5 1/2	5 1/2	3rd	4 1/4	12.80
2299	Naturally Stan, B. Blanc	116	3	2	31	3rd	3rd	52	52	6.70
2236	Sharp Bandit, M. Pedrosa	118	2	9	71	7 1/2	7 1/2	61	61	5.50
6747	Lucky Difference, O. Vergara	118	6	7	6 1/2	6 1/2	6 1/2	7 1/2	7 1/2	17.00
2185	Reves (Arg), O. Berrio	116	5	8	9	9	9	9	63	8.30
9048	Dsnebo Stampede, F. Martinez	114	1	3	2nd	42 1/2	42 1/2	82	9	23.30

Scratched — Aragal (Arg) Prime Overline

4—COOL CADILLAC.....18.40 9.80 5.00
9—EAGLE'S DEED.....10.60 4.00
8—POLAR ROUTE.....2.40

Off: 3:01 Time: 22:1.44.4 1:09 1/5, 1:22 1/5, Track: Clear & Fast. Winner-ch.g.6 Cool Halo-Brier de la Rose Tr-Jack Carava Own-Fritz & Winters. Mutuel Pool \$251,636.90. Exacta Pool \$189,698. Trifecta Pool \$243,658. Quinella Pool \$37,602. Pick Three Pool \$62,810.

\$2 EXACTA (4-9) PAID \$201.20 \$1 TRIFECTA (4-9-8) PAID \$310.10
\$2 QUINELLA (4-9) PAID \$111.20 \$1 PICK THREE (2/5/4) PAID \$202.10

3096—SIXTH RACE, 6 Furlongs, Purse \$22,000, 4-year-olds. Claiming price \$20,000-18,000.

Index	Horse and Jockey	WL	PP	ST	1/4	1/2	3/4	Str.	Fin.	To \$1
2163	Homecoming Flag, A. Sols	115	3	5	51	41	41	3 1/2	12	2.50
2210	Seattle South, K. Desormeaux	116	8	1	35	32 1/2	32 1/2	2nd	22	2.50
3002	Predetermined, R. Fitch	110	2	7	72 1/2	63 1/2	63 1/2	5 1/2	3rd	10.10
3002	Prairie's Great Sun, D. Houshy	116	7	4	61	7 1/2	7 1/2	62	4 1/4	4.20
2317	Aplomado, M. Hunter	115	1	6	11	1 1/2	1 1/2	1 1/2	5 1/4	12.40
2305	Check Kite, P. Atkinson	116	5	2	2 1/2	2nd	2nd	41	61	16.20
	Toradora De Larosa, G. Almeida	115	6	8	8	8	8	7	7	46.90
(3045)	The Bedouin, N. Chaves	110	4	3	4th	5 1/2	5 1/2	7	7	4.40

No Scratches

Claimed — Predetermined-Johnson & Saip & Skole-Jack Saip; Seattle South-Emilio Visconti-Michael A. Curtis.

3—HOMECOMING FLAG.....7.00 3.60 3.00
8—SEATTLE SOUTH.....4.00 3.40
2—PREDETERMINED.....3.60

Off: 3:30 Time: 21:2.44.2 56.3 1:09 2/5, Track: Clear & Fast. Winner-dbb.g.4 Avenue of Flags-Homecoming Crown Tr-Bob Balfert Own-Arrilas or Restaino. Mutuel Pool \$260,678. Exacta Pool \$167,900. Quinella Pool \$33,525. Trifecta Pool \$200,804. Pick Three Pool \$71,465.

\$2 EXACTA (3-8) PAID \$25.80 \$2 QUINELLA (3-8) PAID \$12.60
\$1 PICK THREE (5/4/3) PAID \$449.10 \$1 TRIFECTA (3-8-2) PAID \$87.20

3097—SEVENTH RACE, 1 1/4 Miles Turf, Purse \$48,000, Allowance, Fillies and mares, 4-year-olds and up.

Index	Horse and Jockey	WL	PP	ST	1/4	1/2	3/4	Str.	Fin.	To \$1
2160	Trifecta, G. Stevens	118	5	4	42	32 1/2	32 1/2	1 1/2	1 1/4	1.30
8206	Hilary (Fr), E. Delahoussaye	118	4	5	73 1/2	26	26	3 1/2	23	3.80
2212	Trendy Cindy, A. Sols	117	1	3	3 1/2	4 1/2	4 1/2	1 1/2	3rd	4.20
8023	Asserive Lady (Fr), D. Smeaux	117	6	6	61	5 1/2	5 1/2	61	44	8.30
2300	Misophy, N. Chaves	110	2	8	5 1/2	6th	6th	75	58 1/2	33.80
2303	Mississipp Hawk, C. Nakatani	118	7	2	22	2 1/2	2 1/2	5th	62 1/2	24.50
2213	Kate Winner, F. Martinez	116	8	7	8	8	8	8	7 1/4	114.30
(2077)	Audison, B. Blanc	117	3	1	1st	1 1/2	1 1/2	21	8	5.20

No Scratches

5—TRIVITA.....4.60 3.00 2.20
4—HILARY.....4.00 2.50
1—TRENDY CINDY.....2.80

Off: 4:00 Time: 22:4.46.3 1:10 2/5, 1:34 4/5, Track: Clear & Firm. Winner-ch.m.5 Theatrical-Trevilla Tr-John Shirrells Own-SGS Farms. Mutuel Pool \$259,032.90. Exacta Pool \$186,963. Quinella Pool \$32,802. Trifecta Pool \$212,606. Pick Three Pool \$75,093.

\$2 EXACTA (5-4) PAID \$15.20 \$2 QUINELLA (4-5) PAID \$9.80
\$1 PICK THREE (4/3/5) PAID \$83.90 \$1 TRIFECTA (5-4-1) PAID \$20.80

3098—EIGHTH RACE, One Mile, Purse \$17,000, Maiden Claiming, 4-year-olds and up. Claiming price \$25,000-22,500.

Index	Horse and Jockey	WL	PP	ST	1/4	1/2	3/4	Str.	Fin.	To \$1
2279	Telecielo, A. Sols	119	1	3	12 1/2	13	13	12 1/2	15	1.30
3011	It's A Screacher, M. Pedrosa	117	3	1	22	21	21	24	23 1/2	3.40
2290	Golden Spire (Fr), B. Blanc	117	5	4	41	41	41	24 1/2	3rd	4.00
3040	Borstal, G. Almeida	117	2	2	5th	3rd	3rd	4th	4th	39.00
2203	Alypessure, V. Espinoza	117	4	6	6 1/2	6 1/2	6 1/2	5 1/2	5 1/2	7.90
3018	Extra Cash, E. Ramsammy	119	7	7	7	7	7	7	61	8.60
2207	Aryn, K. Desormeaux	119	6	5	3rd	5th	5th	6 1/2	7	8.60

Scratched — Agent Double Ex, Wilow Del H.

2—TELECIELO.....4.60 3.80 2.40
4—IT'S A SCREECHER.....3.80 2.40
6—GOLDEN SPIRE.....2.80

Off: 4:31 Time: 22:2.45.4 1:10 1/5, 1:36 2/5, Track: Clear & Fast. Winner-b.c.4 Conquistador Glajo-Phone Deal Tr-David Hofmans Own-Cam Allard. Mutuel Pool \$195,908.60. Exacta Pool \$150,821. Quinella Pool \$27,164. Trifecta Pool \$209,961. Pick Three Pool \$84,546. Daily Double Pool \$67,144.

\$2 EXACTA (2-4) PAID \$14.80 \$2 QUINELLA (2-4) PAID \$10.40
\$1 PICK THREE (2/5/2) PAID \$19.30 \$2 DAILY DOUBLE (5/2) PAID \$12.80
\$1 TRIFECTA (2-4-6) PAID \$17.40

Saturday, January 4 31, 1997. 9th Day of a 90-Day Meet.

3073—FIRST RACE. One Mile. Purse \$18,000. Fillies and mares, 4-year-olds and up. Claiming price \$12,000-18,000.

Index	Horse and Jockey	WL	PP	ST	W	1/2	M	Sr.	Fin.	To \$1
2184	Saucy Lady B, A. Sole	116	1	4	3 rd	2 1/4	2 1/4	1 st	1 3/4	2.80
2297	Yellow Corn, L. Pincay Jr.	120	5	1	2 1/4	1 1/4	1 st	2 1/4	2 nd	1.40
2287	Money Crunch, J. Garcia	116	2	6	6 1/4	5 1/4	3 rd	3 rd	310	3.10
3001	Smooth Wine, B. Blanc	114	3	7	5 th	6 th	2 1/4	4 1/4	4 1/4	12.30
3001	Sallyville, M. Padroza	116	6	3	4 th	4 1/4	4 1/4	6 1/4	6 1/4	6.50
3001	Twist Her Right, N. Chavez	111	4	2	1 st	3 1/4	6 1/4	6 1/4	6 1/4	30.80
2287	Brands's Gemble, P. Adrean	116	7	6	7	7	7	7	7	49.90

Scratched — Chene Pearl, Triple Value.
 1—SAUCY LADY B.....7.00 3.30 2.40
 6—YELLOW CORN.....3.00 2.30
 2—MONEY CRUNCH.....2.30

Off: 1:30 Time: 23.3 :47.3 1:12 1/5, 1:25 1/5, 1:36 3/5. Track: Cloudy Good. Winner-b.m.9 Fairway Fortune-Red Hot Sauce Tr-Jerine Sahed Own-Gleeson & Sahed. Mutual Pool \$198,011. Exacta Pool \$128,401. Quinella Pool \$30,802. Trifecta Pool \$117,782.

\$2 EXACTA (1-6) PAID \$18.80 \$2 QUINELLA (1-6) PAID \$7.00
 \$1 TRIFECTA (1-6-2) PAID \$21.10

3074—SECOND RACE. 5 1/4 Furlongs. Purse \$18,000. Maiden Claiming. Fillies, 3-year-olds. Claiming price \$22,000-28,000.

Index	Horse and Jockey	WL	PP	ST	W	1/2	M	Sr.	Fin.	To \$1
2297	Wrong Code, K. Desormeaux	117	8	4	3 1/4	2 1/4	1 1/4	1 st	1 st	19.00
2313	Bold Berta, A. Sole	117	9	1	5 1/4	1 1/4	2 1/4	2 1/4	2 1/4	1.00
2313	Rum Time Private, V. Espinoza	117	1	5	4 1/4	4 1/4	2 1/4	2 1/4	2 1/4	6.10
2298	Rumelle, M. Padroza	117	3	9	9	9	9 1/4	4 1/4	11 1/4	11.10
2298	Thirty Five Below, B. Blanc	117	4	8	5 1/4	5 1/4	4 1/4	5 1/4	5 1/4	2.80
2298	Outcast Ruler, N. Chavez	110	5	6	5 1/4	6 1/4	6 1/4	6 1/4	41 20	41.20
2298	Evening Agenda, P. Adrean	117	2	3	2 nd	3 1/4	5 1/4	7 1/4	7 1/4	42.20
2298	Timely Leader, D. Flores	117	7	7	7 1/4	7 1/4	8 1/4	8 1/4	10.80	10.80
2317	Rhinoceros Buccaneer, P. Tescano	118	7	2	8 1/4	8 1/4	9	9	9	66.90

Scratched — No Scratches.
 6—WRONG CODE.....40.00 10.00 8.80
 9—BOLD BERTA.....3.30 2.80
 1—RUM TIME PRIVATE.....4.00

Off: 1:01 Time: 22.1 :48.2 :59.1 1:05 4/5, Track: Cloudy Good. Winner-dbb.f.3 Lost Code-Wrong Answer Tr-Frank Olivares Own-Jennifer & Larry Lawley. Mutual Pool \$250,371.10. Exacta Pool \$180,632. Daily Double Pool \$128,294. Quinella Pool \$38,429. Trifecta Pool \$203,498.

\$2 EXACTA (6-9) PAID \$88.30 \$2 DAILY DOUBLE (1/6) PAID \$117.40
 \$2 QUINELLA (6-9) PAID \$32.80 \$1 TRIFECTA (6-9-1) PAID \$236.40

3075—THIRD RACE. 1 1/16 Miles. Purse \$46,000. Allowance. 4-year-olds and up.

Index	Horse and Jockey	WL	PP	ST	W	1/2	M	Sr.	Fin.	To \$1
2294	March Of Kings, N. Chavez	115	1	2	1 st	1 1/4	1 1/4	1 1/4	1 1/4	1.80
2294	Dresser, R. Douglas	121	2	4	4	4	3 1/4	2 1/4	2 1/4	2.00
2294	Desert Native, J. Garcia	115	3	3	2 1/4	2 1/4	2 1/4	3 1/4	3 1/4	6.10
2294	Cabo King, M. Padroza	120	4	1	2 1/4	3 rd	4	4	4	2.00

Scratched — Attitude Approved, Chief Burund, Time For Skywalker.
 2—MARCH OF KINGS.....6.30 2.80 OUT
 3—DRESSER.....2.80 OUT
 4—DESERT NATIVE.....OUT

Off: 1:30 Time: 24 :48 1:12 1/5, 1:37 1/5, 1:43 4/5, Track: Cloudy Good. Winner-b.g.4 River of Kings-Victory March Tr-Dan, L. Hendricks Own-Ed & Natalie Friendly. Mutual Pool \$240,185.90. Exacta Pool \$200,352. Quinella Pool \$31,075. Pick Three Pool \$84,814.

\$2 EXACTA (2-3) PAID \$12.00 \$2 QUINELLA (2-3) PAID \$6.00
 \$1 PICK THREE (1/6/1,2,4) PAID \$367.70

3076—FOURTH RACE. 1 1/4 Miles. Purse \$88,000. 4-year-olds and up. Note: Originally scheduled on the turf. Claiming price \$60,000-78,000.

Index	Horse and Jockey	WL	PP	ST	W	1/2	M	Sr.	Fin.	To \$1
2184	Kaaphi Hornn (fr), K. Desormeaux	118	2	7	6 1/4	6 1/4	6 1/4	1 1/4	1 1/4	6.30
2184	Mountain Bike (Ch), Pincay Jr.	117	8	6	6 1/4	2 nd	4 1/4	2 1/4	2 1/4	5.50
2171	Onesforthered, R. Douglas	118	6	2	2 1/4	1 1/4	1 1/4	3 1/4	3 1/4	3.50
2171	Chrya, D. Flores	118	1	5	7	7	7	4 1/4	4 1/4	14.50
2312	Profounder Morarty, N. Chavez	107	4	3	7 th	5 1/4	5 1/4	5 1/4	5 1/4	2.80
2312	Roo Talk, J. Garcia	112	7	4	4 1/4	5 1/4	5 1/4	5 1/4	5 1/4	2.10
2312	Naked Way, P. Tescano	118	3	1	3 1/4	3 1/4	2 1/4	7	7	27.90

Scratched — Bel Eckel, Hawksey Bay, That's A Nice Bet.
 2—KAAPHI HORNN.....14.00 7.00 4.30
 6—MOUNTAIN BIKE.....6.30 4.00
 6—ONESFORTHERED.....4.00

Off: 2:01 Time: 23.3 :48.1 1:12 3/5, 1:37 4/5, 1:50 4/5, Track: Cloudy Good. Winner-b.g.6 Kefesh-Sheneke Tr-Darrell Vienna Own-Cohen & Red Baron's Barn. Mutual Pool \$345,147.10. Exacta Pool \$256,053. Quinella Pool \$47,378. Trifecta Pool \$232,863. Pick Three Pool \$85,042.

\$2 EXACTA (2-6) PAID \$77.00 \$2 QUINELLA (2-6) PAID \$36.00
 \$1 PICK THREE (6/1,2,4/2) PAID \$367.80 \$1 TRIFECTA (2-6-6) PAID \$367.70

3081—NINTH RACE. 6 Furlongs. Purse \$11,000. 4-year-olds and up. Claiming price \$18,500.

Index	Horse and Jockey	WL	PP	ST	W	1/2	M	Sr.	Fin.	To \$1
2236	Wide Vision, C. Black	118	5	9	5 1/4	4 1/4	4 1/4	2 1/4	2 1/4	8.70
6167	Little Snow Man, D. Flores	118	8	1	1 1/4	1 1/4	1 1/4	2 1/4	2 1/4	30.80
2148	Manroca, N. Chavez	118	6	4	3 rd	5 1/4	5 1/4	3 1/4	3 1/4	1.30
2148	Woodbridge, L. Pincay Jr.	118	3	6	5 1/4	7 1/4	7 1/4	8 1/4	8 1/4	3.30
9001	Perfect Flyer, J. Castro	118	7	3	2 nd	2 1/4	2 1/4	4 1/4	4 1/4	32.10
9075	Anyonewholesheart, Sandovall	111	10	8	10	10	10	7 1/4	6 1/4	38.90
2114	Shoreline, E. Ramenmy	116	4	7	5 1/4	6 1/4	6 1/4	6 1/4	7 1/4	7.10
2309	Gallant Talent, B. Blanc	116	2	5	7 th	6 1/4	6 1/4	6 1/4	6 1/4	15.40
2217	We're Just Bluff, J. Scott	118	1	10	6 1/4	6 1/4	6 1/4	6 1/4	6 1/4	37.50
2221	Alhewster, P. Adrean	118	9	2	4 1/4	5 1/4	5 1/4	10	10	9.50

Scratched — Caramel Twist, Imus Keck, Score More, Sitar.
 Claimed — Woodbridge-Berry & Guy & Parker-Pick Berry; Wide Vision-Larry Gleeson-Jerine Sahed.

6—WIDE VISION.....15.40 7.00 4.30
 10—LITTLE SNOW MAN.....19.40 5.00
 8—MANROCA.....3.00

\$2 EXACTA (6-10) PAID \$436.40 \$2 DAILY DOUBLE (6/9) PAID \$144.30
 \$1 TRIFECTA (6-10-8) PAID \$1,083.30 \$2 QUINELLA (6-10) PAID \$188.30
 \$1 PICK THREE (7/9/9) PAID \$838.10

3077—FIFTH RACE. 7 Furlongs. Purse \$33,000. Fillies and mares, 4-year-olds and up. Claiming price \$22,000-28,000.

Index	Horse and Jockey	WL	PP	ST	W	1/2	M	Sr.	Fin.	To \$1
1156	Carol, L. Pincay Jr.	117	10	2	4 th	4 1/4	4 1/4	4 1/4	4 1/4	2.80
2189	Linda, J. Garcia	116	7	3	1 st	1 1/4	1 1/4	1 1/4	1 1/4	38.80
2280	Punchbowl, C. Black	116	2	6	2 1/4	2 1/4	2 1/4	3 1/4	3 1/4	22.50
2280	B. J. Baker, A. Sole	115	9	4	6 1/4	6 1/4	6 1/4	4 1/4	4 1/4	4.50
2280	Seattle Singer, N. Chavez	109	4	9	10	10	10	6 1/4	6 1/4	26.80
2099	Just Plain Fancy, G. Almeida	116	5	1	3 1/4	3 1/4	3 1/4	5 1/4	5 1/4	2.80
2099	Sidapococcus, B. Blanc	116	1	10	8 1/4	8 1/4	8 1/4	7 1/4	7 1/4	7.80
1064	Ruthie Jane, R. Douglas	116	3	5	5 1/4	5 1/4	5 1/4	10	8 1/4	22.20
2054	Martina's Mark Coat, D. Flores	118	8	5	5 1/4	5 1/4	5 1/4	6 1/4	6 1/4	8.70
2236	Wide Eyed Wanderer, Ramenmy	115	6	7	7 1/4	7 1/4	7 1/4	9 1/4	9 1/4	11.00

Scratched — Lita 'N Comfy, Queen Gen.
 10—CAROL.....7.30 4.80 4.40
 7—LINDA.....26.40 15.00
 3—PUNCHBOWL.....11.00

\$2 EXACTA (10-7) PAID \$106.40 \$1 TRIFECTA (10-7-2) PAID \$1,036.80
 \$2 QUINELLA (7-10) PAID \$121.00 \$1 PICK THREE (1,2,4/2/10) PAID \$132.60

3078—SIXTH RACE. 6 Furlongs. Purse \$38,000. Maiden Fillies, 3-year-olds, bred in California.

Index	Horse and Jockey	WL	PP	ST	W	1/2	M	Sr.	Fin.	To \$1
2186	Erin, L. Pincay Jr.	117	5	2	3 1/4	2 1/4	2 1/4	1 1/4	1 1/4	1.70
2186	Whicky, D. Flores	117	4	1	5 th	4 1/4	4 1/4	2 1/4	2 1/4	2.80
2273	Cozy Flyer, N. Chavez	112	1	7	4 th	6 1/4	6 1/4	5 1/4	5 1/4	8.20
2231	My Mini, V. Espinoza	117	2	6	7 1/4	7 1/4	7 1/4	7 1/4	4 1/4	18.80
2316	Arizona Star, R. Douglas	117	8	3	6 1/4	6 1/4	6 1/4	6 1/4	5 1/4	3.90
2316	Desert Saki, A. Sole	117	3	4	1 1/4	1 1/4	1 1/4	4 1/4	4 1/4	16.90
2316	Laguna Sunrise, M. Padroza	117	6	5	2 nd	1 st	1 st	6 1/4	6 1/4	14.20
2316	True Sage, E. Ramenmy	117	7	8	6	6	6	8	8	13.50

No Scratches.
 6—ERIN.....5.40 2.80 2.60
 4—WHICKY.....3.40 3.00
 1—COZY FLYER.....4.30

Off: 3:01 Time: 22.1 :45.4 :58.3 1:11 3/5, Track: Cloudy Good. Winner-gr.1.3 Moscow Ballet-Astolat Tr-David Hofmann Own-Ridder Thoroughbred Stable. Mutual Pool \$396,438.80. Exacta Pool \$324,456. Quinella Pool \$58,566. Trifecta Pool \$357,855. Pick Three Pool \$84,313.

\$2 EXACTA (6-4) PAID \$12.30 \$2 QUINELLA (4-6) PAID \$6.00
 \$1 PICK THREE (2/10/5) PAID \$62.10 \$1 TRIFECTA (6-4-1) PAID \$36.80

3079—SEVENTH RACE. 6 Furlongs. Purse \$42,000. Allowance. 4-year-olds and up, bred in California.

Index	Horse and Jockey	WL	PP	ST	W	1/2	M	Sr.	Fin.	To \$1
2183	Native Russian, N. Chavez	110	7	3	2 1/4	2 1/4	2 1/4	1 1/4	1 1/4	7.50
2145	Kelly Canyon, K. Telle	115	3	9	7 1/4	7 1/4	7 1/4	5 1/4	5 1/4	12.70
2252	Toobusy Toocall, C. Black	117	8	1	5 th	6 1/4	6 1/4	2 nd	3 1/4	17.80
2182	Uncle Bobe Stew, D. Flores	117	1	6	6 1/4	6 1/4	6 1/4	6 1/4	6 1/4	3.80
2279	One Potato Two, J. Garcia	118	9	2	6 1/4	4 1/4	4 1/4	3 1/4	3 1/4	1.80
2441	Private Music, K. Desormeaux	116	6	7	9	9	9	7 1/4	6 1/4	4.90
2022	Light Age, R. Douglas	115	5	5	3 1/4	5 1/4	5 1/4	4 1/4	4 1/4	7.20
2018	Ferret, J. Scott	115	2	4	4 1/4	6 1/4	6 1/4	8 1/4	8 1/4	41.10
2256	Big Em, F. Martinez	118	4	4	1 st	1 st	1 st	9	9	22.40

Scratched — Joseph.
 7—NATIVE RUSSIAN.....17.00 9.30 6.40
 3—KELLY CANYON.....11.30 8.30
 6—TOOBUSY TOOCALL.....9.00

Off: 3:31 Time: 21.4 :45.1 :57.4 1:11 Track: Cloudy Good. Winner-b.g.4 Moscow Ballet-Native Russian Tr-Darrell Vienna Own-Gold Stable. Mutual Pool \$400,467.40. Exacta Pool \$300,466. Quinella Pool \$62,799. Trifecta Pool \$374,815. Pick Three Pool \$100,879.

\$2 EXACTA (7-3) PAID \$306.40 \$2 QUINELLA (3-7) PAID \$106.80
 \$1 PICK THREE (10/6/7) PAID \$182.10 \$1 TRIFECTA (7-3-6) PAID \$1,368.80

3080—EIGHTH RACE. 5 1/4 Furlongs. Purse \$100,000-added. "Monrovia Handicap." Grade III. A Handicap for Fillies and mares, 4-year-olds and up. Note: Originally scheduled on the turf.

Index	Horse and Jockey	WL	PP	ST	W	1/2	M	Sr.	Fin.	To \$1
2183	Grab The Prize, A. Sole	116	7	3	7	7	7	7	1 1/4	6.40
2270	White E.F., E. Ramenmy	111	8	2	3 1/4	3 1/4	3 1/4	1 1/4	2 nd	25.70
2321	Evil's Pic, E. Delahoussaye	118	3	5	4 1/4	6 1/4	6 1/4	5 1/4	3 1/4	7.00
2181	Old Pearl, R. Douglas	120	5	6	6 1/4	6 1/4	6 1/4	4 1/4	4 1/4	1.70
2173	Ski Dancer, K. Desormeaux	118	1	4	5 1/4	4 1/4	4 1/4	6 1/4	6 1/4	3.30
2321	Klasy Kim, G. Almeida	118	4	1	2 1/4	2 1/4	2 1/4	2 nd	5 1/4	5.40
1170	Tanjo, R. Meza	114	2	7	1 1/4	1 1/4	1 1/4	3 1/4	7	6.30

Seventeen races.

Wire-to-Wire Winners = 4 23.5% AVE. MUTUEL \$4.20

EARLY LEAD HORSES THAT PLACED = 5 29.4% AVE. (place)

MUTUEL \$13.25 WOW! Strike a blow for Counter Energy.

PRESSERS Winning by taking lead at 2nd Call = 0

OFF THE PACE WINNERS = 13 76.4% AVE. MUTUEL \$12.95

The kind of winners best detected with "ENTROPY."

I grabbed these two Result Charts at random. Even so they may exaggerate the relative merits of perceived "Early" horses and those coming from off the pace. Examine a long series of Result Charts for yourself. Determine the running patterns of winners that pay the most. More importantly, count the number of winners with Past Performance Lines that accurately predict their "Forward Position" over the rest of the field.

I hope I've helped burst the bubble of this gentleman's preconceptions without offending him.

There are occasions at any track when Early horses do buck the lower payoff trend and return substantial mutuels. Our job is to *isolate* them, learn *why* the public didn't make them favorites and then make the appropriate wager. Here is an example of a winning non-favorite that ran with "forward position" in its last race and won wire-to-wire just two races back.

Whenever Shane and I win a race like this, paying a double digit mutuel, we first ask ourselves WHY? Why did the public let this winner go off at odds of 5.3 to one. Here are the PP's. Perhaps you can fathom the public's logic.

P a r t Performance Plus

4th sex January 9 8.5f 111000 10000 own 8 1/2 FURLONGS BIRT thoroughbred open 4 year
olds and up CLAIMING 10000-all Purse \$11000 (2:30) (12)

PEDERNALES												1997	0	0	0	0	\$0	1998	11	1	0	1	\$9575
28Dec98	SA	my	C1m10000	7.0	22.2	44.4	109.4	122.1	3- .5	1- .13	2- 1	3- 3.25	86	88-11	TRES ,SHARP,PEDER,Dueled,	8							
20Dec98	NOL	ft	C1m8000	7.5	22.1	45	109.2	128.3	1- 1	1- 1	1- 1	1- 1	88	91-11	PEDER,KAVAI,BIG P,Weld on	9							
24Nov98	TUP	fm	C1m12500	8.0	24.4	50.3	118.4	142.4	1- .13	7- 8.25	7- 10	7- 18.2	51	58-28	WIN T,EXPLO,SISCO,Gave way	8							
11Nov98	TUP	ft	C1m8000	8.0	21.4	44.4	58.4	110	8- 5.75	6- 8.5	8- 7.25	6- 9.25	68	74-20	AIN T,WINSU,DANCI,Showed l	6							
27Oct98	TUP	ft	C1m12500	8.0	21.4	44.3	57	110.1	1- .13	4- .75	8- 2.75	6- 7.5	68	74-19	FLYIN,FAXIT,DOC'S, Tired	7							
13Oct98	TUP	ft	C1m12500	8.5	22.1	44.4	109.3	116.1	5- 1.75	8- 5.75	9- 11	10- 13.7	65	74-19	SUDDE,IMPOR,IRISH, Tired	10							
25Sep98	FPI	ft	C1m10000c	8.0	21.3	45.3	58.3	111.3	9- 9.5	9- 7	9- 8.5	9- 4.5	71	87-09	IMPOR,BOOIE,NARNO,Very wid	10							
7Mar98	BM	ft	Alw28000n2	8.0	22.2	44.4	58.4	109.1	5- 2.25	4- 1.75	4- 3.5	6- 5.25	81	90-09	SIT L,LYPRE,SIGNL,Wide tri	8							
25Feb98	SA	gd	Alw47000n2	8.0	22.2	45.4	57.3	110	2- 1	4- 2	5- 5.25	4- 7.5	84	80-15	RUBY ,GO GA,BOLD , 4 wide	8							
3Feb98	SA	my	C1m20000	8.0	21.4	44.4	57.2	110.2	5- .75	5- 3.5	7- 4.5	7- 4.25	86	82-15	WHOST,HOMER,SOCIA,5 wide t	9							
INUA KEOKI												1997	0	0	0	0	\$0	1998	17	6	1	3	\$41262
12Dec98	NOL	my	C1m12500	8.0	22	44.4	57.3	109.4	7- 5.75	5- 7	4- 5.25	4- 10.5	79	79-15	TWIN ,BIG E,DOC'S,Bit wide	9							
18Oct98	SA	ft	aC1m10000c	8.5	21.4	44.2	109.1	115.4	3- 4	2- 3	2- .13	1- 2.75	92	91-15	INUA ,EAGLE,TANK ,Clearly	8							
7Sep98	DNR	ft	C1m12500	7.0	22	44.3	109.4	123	4- 3	4- 4.5	4- 2.75	5- 5.25	82	80-12	ARP ,GLITT,THE W,4 wide t	10							
25Aug98	DNR	ft	C1m10000c	8.0	22.1	45.1	57.3	110.2	7- 5.5	7- 7	3- 5	3- .75	93	88-15	CHIP',WINSU,INUA ,4 wide i	8							
11Aug98	DNR	ft	C1m10000	8.0	21.4	45.1	58.1	110.3	8- 4	6- 2	1- .13	1- .75	88	88-11	INUA ,AIR C,UNUSU,Steadied	11							
28Jul98	DNR	ft	C1m10000	5.5	21.3	44.2	58.3	103.1	8- 5.75	8- 8.25	8- 8.25	3- 5.5	87	91-07	WOLF ,AURIG,INUA ,4 wide i	11							
13Jul98	NOL	ft	C1m8000	8.0	22	45.1	57.3	110.2	4- 1.75	2- 1	2- .13	1- 1	88	87-12	INUA ,PERFE,WINSU,Steady h	10							
27Jun98	NOL	ft	C1m10000	8.0	22.1	45.2	57.4	109.4	8- 4.25	6- 5	8- 3.5	5- 8.5	81	83-11	CUEPR,CHIEF,ROCKE,No rally	7							
19Jun98	NOL	ft	C1m12500	8.0	22.1	45.1	57	109.4	3- .5	6- 2.5	9- 8.5	9- 9.5	78	80-12	MEGAV,NEVER,COLOR,Inside,	10							
25May98	GG	ft	C1m18000	8.0	21.3	44.1	58.2	109.1	2- 1	2- 2	2- 4	4- 8	85	87-11	A. PA,GOLD ,NY PR,Weakened	9							
ROCKET GIBRALTER												1997	0	0	0	0	\$0	1998	9	3	0	2	\$22200
19Dec98	NOL	ft	aC1m10000	8.0	22.1	45.1	57.3	110.1	4- 2	1- .5	1- 2	1- 5	83	88-10	ROCKE,TARA ,NATUR,Strong h	8							
23Aug98	DNR	ft	aC1m10000	8.0	21.4	44.4	57.1	110.1	8- 8.25	10- 9.75	10- 12	10- 28.7	44	81-10	ARP ,DRIVI,FLOOR,Done ear	10							
8Aug98	DNR	ft	aC1m10000	8.5	22	45	110.1	118.4	4- .75	2- .13	2- .13	9- 7.75	73	79-14	PERFE,GREEN,WALI ,Inside,	12							
21Jul98	NOL	ft	C1m10000	5.5	22	45.2	58	104.4	6- 3.75	6- 3.25	4- 3	1- 2	87	87-12	ROCKE,JUDGE,R.'S ,4 wide i	8							
27Jun98	NOL	ft	C1m10000	8.0	22.1	45.2	57.4	109.4	2- .13	2- .13	2- .13	3- 5.25	83	85-11	CUEPR,CHIEF,ROCKE,Dueled,	7							
25May98	NOL	ft	C1m10000	8.0	21.3	44.3	57	110.2	1- .13	1- 1.5	1- 4	1- 8.5	83	87-08	ROCKE,THE C,SEE T,Kept to	8							
5May98	NOL	ft	C1m20000	7.0	22.2	45.1	109.2	122.3	8- 4.75	11- 15	11- 17	11- 23	58	86-10	PIE A,CASAR,TWO P,Done ear	11							
21Apr98	SA	fm	C1m50000	8.5	21.3	44.2	108.2	115	2- 1.5	2- 1.5	5- 2.5	7- 10.7	78	74-15	ROO T,BEAU',COLD ,Weakened	8							
30Mar98	SA	ft	C1m20000c	8.0	21.3	44.2	57	109.2	2- 1	2- 2.5	2- 5	3- 4	89	87-09	AURIG,PIE A,ROCKE,Rail tri	12							
21Sep95	FPI	ft	Alw18000c	8.0	47	112.2	138.1	151.2	5- 4.5	Q- 0	Q- 0	Q- 0	0	0-14	HONON,KNOWN,SONET,Pulled u	8							
PRINCE OF DARKNESS												1997	0	0	0	0	\$0	1998	13	0	1	4	\$15893
5Jul98	PLM	ft	C1m8500n2x	8.0	21.4	44.3	58.2	108.2	2- 2	2- 2	4- 8	4- 8	80	88-07	TOBIN,DAMAD,SHARP,Weakened	9							
16Jun98	GG	ft	C1m15000n2	8.0	21.1	43.3	58.2	108.2	8- 5.75	6- 5.5	8- 5.5	8- 5.5	78	88-05	SEAL ,MTOWN,SIYAK,Showed l	10							
8Jun98	GG	ft	C1m11500	8.0	21.4	44.2	58.4	109.4	4- 4.5	4- 6	4- 4	4- 4	87	88-16	ARGUA,NY PR,GREEN,Even try	10							
1Jun98	GG	ft	C1m12500n2	8.0	22	45	57.2	110.2	5- 3	5- 2.75	4- 2	3- 2.25	85	85-11	MTOWN,STEAR,PRINC,Even lat	9							
22May98	GG	ft	C1m11500	8.0	22.1	44.4	57.2	110.2	7- 8	7- 10	8- 6.25	4- 2	85	85-13	CROWN,BADGE,ACQU,Even try	9							
15May98	GG	my	C1m12500n2	8.0	21.4	44.4	57.2	110.1	6- 8	6- 7.5	4- 8.5	4- 5	80	83-18	ITSAN,MTOWN,AMOTH,Wide str	7							
17Mar98	SA	ft	C1m10000c	5.5	22	45.2	57.3	104.1	7- 8	7- 8.75	4- 5.5	2- 3	82	86-13	CHIEF,PRINC,OCEAN,Split fo	8							
10Mar98	SA	ft	C1m20000	8.0	21.1	44.3	58.4	110	8- 9	8- 8	4- 8	3- 3	90	85-15	TOWER,KOLID,PRINC,Late bid	7							
3Mar98	SA	ft	C1m12500	8.0	21.4	45	57.3	110.3	10- 9.5	8- 8.5	4- 3.5	3- 3	83	82-14	BRAT ,BUSY ,PRINC,Wide ear	12							
24Feb98	SA	ft	C1m18000	7.0	22.3	45.1	110.2	123.3	11- 8.5	10- 8.25	8- 3.5	8- 5	85	78-14	MAJOR,KAY'S,QUIET,Steadied	12							
AZAGAL												1997	0	0	0	0	\$0	1998	13	0	0	0	\$5784
8Dec98	NOL	ft	C1m10000	7.0	22.1	45.1	110	123.1	3- 2	4- 3	11- 13	12- 18	89	70-18	CUTLA,KAIL ,WIDE,Gave way	12							
23Nov98	NOL	gd	C1m10000	8.5	22.3	45.2	110.3	117.1	4- 1.5	8- 5.25	7- 8	5- 7.25	71	73-15	QUIET,SWEEP,NOT X,By tired	8							
20Oct98	FNO	ft	Alw5000n	8.0	22.3	45.3	57.4	110.1	9- 9	9- 11	9- 10	8- 9.5	84	80-12	KLUUG,LAND ,DO IT,Stumbled	9							
18Sep98	FPI	ft	C1m5000c	8.5	22.4	47	113	145.3	2- .5	5- 4	8- 15	8- 18	83	68-17	JAVA ,SONET,STEPS,Gave way	8							
12Sep98	FPI	ft	C1m12500	8.5	22.2	46	112.4	145.3	8- 8.25	5- 4.5	8- 9.5	8- 11.7	73	70-14	WHISK,FIVE ,PIOEN,No rally	9							
24Aug98	DNR	ft	C1m16000	8.5	22.3	48.2	111.3	144.3	9- 10	9- 7.5	7- 7.75	6- 15	88	84-21	CONMA,SOME ,VERAC,Wide 7/8	8							
7Jun98	NOL	ft	C1m16000	8.5	22.4	48.1	110.4	142.3	4- 8	7- 11	7- 13	7- 25.7	82	82-15	DUCA ,STILL,MINDL,Gave way	7							
1Jun98	NOL	ft	C1m20000	8.5	23	48.2	111.1	143.1	X- 0	X- 0	X- 0	X- 0	0	0-12	PAPAL,ADORN,DANED,	9							
10May98	NOL	ft	C1m40000	8.5	22.3	48.1	110.2	141.2	7- 9.5	7- 18	7- 23	7- 34.2	58	80-08	SOVER,RICHA,ORITA,Wide, do	7							
4May98	NOL	ft	C1m50000	9.0	46.3	111	138.1	149	2- 1	2- 4	3- 7	4- 9	85	79-12	REGIO,COLOR,TRUTH,Stalked,	8							
PREFABRICATE												1997	0	0	0	0	\$0	1998	7	1	1	1	\$10405
16Nov98	END	my	aWashChamp	9.0	45.3	109.3	138.2	150	1- 3.5	1- 2	1- .13	4- 4.75	85	0-21	JUDGE,FUNBO,NILIT,Set pace	7							
3Nov98	END	my	C1m32000	5.5	21.1	44.4	57	103	4- 5.5	4- 2.5	1- 1	1- 2	97	108-01	PREFA,STAMP,LAST ,Steady d	6							
13Oct98	END	gd	C1m20000	8.5	23.2	47.1	112	144.3	1- 2.5	1- 1	2- 1	3- 8	77	82-18	JUDGE,CHART,PREFA,Set pace	8							
27Sep98	END	ft	C1m20000c	8.0	22	45.2	57.3	110.4	2- .13	2- 1	2- 2.5	7- 8.25	80	88-11									

An \$11,000 purse, 4 year olds and up, with UP being the operative word. \$10,000 claimers, Bottom of the barrel at Santa Anita. At 10K a horse might be worth as much as \$12,500 or as little as \$1,000. In a race like this, with all entrants being over-the-hill, (The winner is 8), man-made claiming values have even less significance, so the fact the winner, PEDER won 2 races back at \$8,000 is meaningless. It's easy to see why MARMOE is the public favorite even though its last race shows a marked decline from its best race 2 back. Before we go to the computer let's examine the public's reasons for letting PEDER go off at 5.3 to one, paying \$12.60.

Public Reason #1 Because they thought it was going UP in class. It won at \$8,000, only showed at today's 10K.

#2: The horse earned only \$9,573 in 1996. Six races were at California mile tracks, one at Fairplex and FOUR at Turf Paradise. The favorite, MARMO, has 8 starts, 4 wins, 2 shows and earned \$26,5818, all in California. SPIRIT, the show horse earned the most: \$53,295 and was in-the-money 9 times in 14 starts. The place horse IMUA earned \$41,262 in 1996, winning seven times and in the money 10 of 17. PEDER has only 1 win and 1 show in 11 starts.

#3: The favorite earned 92 SR two back on an 11 variant. The winner earned a 91 SR on an 11 variant winning a 7.5 furlong race at HOL. IMUA has a 91 SR on a 15 DV at today's distance. These were the best recent races for these three horses. The only other SR in the race that might qualify belongs to PREFAB who set a 5.5 furlong record on a 01 daily variant at the new Emerald Downs in Seattle. PREFAB came in 4th. After its Track Class and DV adjustment it also ranked 4th on Bottom Line/Betting Line. This gives us a strong hint that our adjustment procedure is accurate.

The three factors represent typical public reasoning based on mainstream qualification "Rules" fashioned in another era and inherited from Robert S. Dowst. Follow these guidelines and you, too, can discount double digit winners and wind up betting on favorites and near-favorites every time.

Now, even before we view our computer program readouts, let's find a reason to qualify the winner without discounting the favorite and 2nd favorite.

Comparing PEDER and MARMO, last race only; both at 10K clm. PEDER has an adjusted SR of 88, 11 DV. The favorite has a 79 SR on a 19 Variant. We always give the favorite every benefit of the doubt so I went two races to its best win. IMUA drops from \$12,500 and is justifiably the 2nd favorite. Shane did not use MARMO'S best race. He went to the third back. Reason: MARMOE declined sharply from its best race. He argued that the race prior to the decline would be the one MARMOE would most likely run back to. That's good handicapping reasoning. However, we tried for 12 years to teach handicapping as offered by some of the finest handicapping instructors in the business, led by Tom Brohamer. Most clients were confused because experts giving handicapping tips do so from an individual, subjective ego driven perspective. It always comes out—"This is how I do it."

I suspect that, over a 100 race span, discounting a MARMOE for Shane's handicapping reason would prove correct about as often as it would INcorrect. This is the problem with all sage "insider handicapping" techniques: they're valid only when they're valid, which at best is 50% of the time. It's that 50% the experts remember when extolling the virtues of their insights.

I entered both lines for your inspection. Off its best line MARMOE comes out first on BL-BL but only second on SPN and FW. The one readout that predicts PEDER'S wire-to-wire performance is E/ep (Early Energy Potential). It ranks first, MARMOE is second.

ENERGY GENERATOR -- ATM

SA 1-9-97 4 6.5 D

#	NAME	L	N	T	Total R	DEF	Hid R	Fx R	%Me	E/EP R	L/EP R	ESP
1	PEDER	2	1		171.41- 1		65.04- 4	65.98- 5	68.99	80.13- 1	77.81- 3	E/P
2	IMUA	2	3		171.20- 3	0.21	65.10- 2	65.83- 7	69.07	80.09- 2	77.69- 4	E/P
3	ROCKE	1	2		168.40- 8	3.01	65.14- 1	66.02- 4	68.84	79.08- 8	76.91- 7	E/P
4	PRINC	3	4		170.85- 4	0.56	64.96- 5	65.86- 6	69.17	80.01- 3	77.50- 5	E/P
5	SPIR	1	2		169.23- 7	2.18	65.14- 1	65.38- 8	69.48	79.57- 7	76.76- 8	EAR
6	PREFB	2	3		170.63- 5	0.78	63.99- 6	67.44- 1	68.57	79.73- 6	77.83- 2	PRE
7	MARMO	2	1		171.36- 2	0.05	65.08- 3	66.32- 3	68.60	79.99- 4	78.05- 1	PRE
8	MAR-3	3	2		170.37- 6	1.04	63.90- 7	66.81- 2	69.29	79.89- 5	77.26- 6	EAR

HI/LO Difference = 3.01 Average = 170.43

Early/Late Energy Potential Graph -- ATM

SA 1-9-97 4 6.5 D

#	NAME	L	N	EARLY R	LATE R	TOTAL R
1	PEDER	2	1	80.13 1	77.81 3	171.41 1
2	IMUA	2	3	80.09 2	77.69 4	171.20 3
3	ROCKE	1	2	79.08 8	76.91 7	168.40 8
4	PRINC	3	4	80.01 3	77.50 5	170.85 4
5	SPIR	1	2	79.57 7	76.76 8	169.23 7
6	PREFB	2	3	79.73 6	77.83 2	170.63 5
7	MARMO	2	1	79.99 4	78.05 1	171.36 2
8	MAR-3	3	2	79.89 5	77.26 6	170.37 6

By our Total Energy Standards PEDER is the top Class horse in this race, the public's perception notwithstanding.

This might be a good time to remind users of how to correctly use Pace Launcher's auto and manual adjust features. Using the new 3 year best and equalizing distances, the EMD horse gets a Manual adjust of minus 8 to equate its stellar 5.5 furlong performance in Washington to Santa Anita. Most of you wouldn't even enter the horse.

Those who might carelessly enter PEDER'S 7.5 line from Hollywood and fail to use the HOL Automatic 3 year best adjustment would fail to get the winner. Hollywood's 7.5 Best is 127.2. This earns PEDER a plus adjustment OF 2.0, made automatically by the program. Its Net Adj. is minus .5.

ATM ADJUSTMENTS. NEED TO LEAD AND TANDEM RACES

SA 1-9-97 4 6.5 D

NAME	L	DIST	S	AVE DTV	TV	TV ADJ	T&S	MAN	NET ATM	NTL	TAN
PEDER	2	7.5	D	17	11	-2.5	2		-0.5	1	
IMUA	2	6.5	D	17	15	-0.5			-0.5	3	
ROCKE	1	6.5	D	17	10	-3.0			-3.0	2	
PRINC	3	6.5	D	17	16		1		1.0	4	
SPIR	1	7.0	D	17	11	-2.5			-2.5	2	
PREFB	2	5.5	D	17	1	-7.5	13	-8.0	-2.5	3	
MARMO	2	6.0	D	17	14	-1.0			-1.0	1	
MAR-3	3	6.0	D	17	14	-1.0			-1.0	2	

The readouts are self-explanatory. Once again the Winner ranks #1 SPN. The Place horse is in the Top 3. The Favorite is up there, too. But the rest of the field has single digit BOTTOM LINE numbers. That's an important feature. Our research shows that most winners and in-the-money horses come from double digit Bottom Lines.

Of course, that's based on a reasonable application of our Contender-Paceline selection guidelines and careful use of the Auto adjust. If your experience differs from that of most users, call Shane!

VITAL FACTORS--AIM

SA 1-9-97 4 6.5 L

#	NAME	L	TOTAL	SC	R	E/DC	SCBL	3F	H	SPN	R
1	*PEDER	2	171.41	59.11	1(44.3)	98.63		53.16	3(31.0)	93.92	1
2	IMUA	2	171.20	58.84	2(44.4)	98.48	3.00	52.96	4(31.1)	92.42	3
3	ROCKE	1	168.40	57.95	7(45.3)	98.71		52.48	6(31.2)	74.67	8
4	PRINC	3	170.85	58.54	5(45.1)	97.79	6.00	52.66	5(31.2)	78.67	7
5	SPIR	1	169.23	58.77	3(45.0)	99.62	0.15	51.66	8(32.0)	81.17	6
6	PREFB	2	170.63	58.09	6(45.2)	94.55	2.50	53.63	2(30.4)	83.67	4
7	MARMO	2	171.36	58.74	4(45.0)	98.17	0.15	53.81	1(30.3)	93.42	2
8	MAR-3	3	170.37	58.77	3(45.0)	95.54	1.50	52.32	7(31.3)	82.67	5
HIGH 171.41 59.11 (44.3) 99.62 53.81 (30.3) 93.92											
LOW 168.40 57.95 (45.3) 94.55 51.66 (32.0) 74.67											
AVE 170.43 58.60 (45.0) 97.69 52.83 (31.1) 85.08											

* = Wire to Wire

Pace Launcher IV Composite -- ATM

SA 1-9-97 4

#	NAME	L	N	T	EPR	LPR	CPR	TT	HID	FW	FX	LS	RANK
1	PEDER	2	1		1	4	2	3	3	1	4	18	2
2	IMUA	2	3		4	3	3	1	1	3	5	20	3
3	ROCKE	1	2		6	7	7	6	6	8	7	47	8
4	PRINC	3	4		5	5	6	4	4	6	6	36	6
5	SPIR	1	2		2	8	8	2	8	7	8	43	7
6	PREFB	2	3		7	1	4	8	5	5	1	31	4
7	MARMO	2	1		2	2	1	5	2	2	3	17	1
8	MAR-3	3	2		3	6	5	7	7	4	2	34	5

NOTE: the Show horse has the deviant high Early-Late Difference, conforming to the SA Show Profile at the time.

Late/Early Difference Graph -- AIM

SA 1-9-97 4 6.5 D

#	NAME	LN	M	DIFF	LATE	EARLY	TOTAL	R
1	PEDER	2	1	8.9			171.41-	1
2	IMUA	2	3	5.9			171.20-	3
3	ROCKE	1	2	6.2			168.90-	8
4	PRINC	3	4	5.2			170.85-	4
5	SPIR	1	2	14.7			169.23-	7
6	PREFB	2	3	1.3			170.63-	5
7	MARMO	2	1	5.4			171.36-	2
8	MAR-3	3	2	8.7			170.37-	6

WIN ODDS ONLY

		RAW				ADJUSTED	
		BOTTOM LINE	BETTING LINE			BOTTOM LINE	BETTING LINE
		LS	ODDS			LS	ODDS
1	MARMO	17.5	EVEN	FAV. 1	MARMO	17.5	EVEN
2	PEDER	16.0	2-1	W 2	PEDER	17.0	3-2
3	PREFB	14.0	2-1	P 3	IMUA	14.0	2-1
4	IMUA	12.5	7-2		4	PREFB	8.0
5	SPIR	6.5	8-1		5	SPIR	8.0
6	MAR-3	5.0	9-1		5	MAR-3	8.0
7	ROCKE	2.0	15-1		6	PRINC	3.0
8	PRINC	0.0	20-1		7	ROCKE	0.0

This Pace Match up Graph is quite rewarding. NOTE that the projected time of the race and its actual running time are identical. It's not exact every time but often enough.

Pace Match Up Graphic -- AIM

SA 1-9-97 4 6.5 D

#	NAME	LN	T	1C	R	2C	R	3C	R
	PACE			21.46		44.66		115.60	
1	PEDER	2	1	22.02-	3	44.66-	1	115.70-	2
2	IMUA	2	3	22.09-	6	44.87-	2	115.90-	3
3	ROCKE	1	2	22.49-	8	45.56-	7	117.00-	7
4	PRINC	3	4	22.05-	4	45.10-	5	116.51-	6
5	SPIR	1	2	22.38-	7	44.92-	3	117.34-	8
6	PREFB	2	3	21.48-	2	45.44-	6	116.10-	4
7	MARMO	2	1	22.06-	5	44.94-	4	115.60-	1
8	MAR-3	3	2	21.46-	1	44.92-	3	116.40-	5

3102—FOURTH RACE, 6 1/2 Furlongs, Purses \$11,000, 4-year-olds and up. Claiming price: \$10,000.

Index	Horse and Jockey	WL	PP	ST	1/4	1/2	3/4	Str.	Fin.	To \$1
3020	Pedernales, C Nakatani	116	1	5	1hd	11	-	11 1/2	13 1/2	5.30
2256	Imua Keoki, A Sells	116	2	7	4 1/2	42 1/2	-	2hd	22 1/2	3.30
3020	Spirit Warrior, M Garcia	116	7	6	31	3hd	-	32	33 1/2	10.10
5170	Prefabricate, C Black	116	8	4	2 1/2	2 1/2	-	42 1/2	42 1/2	4.40
6531	Prince Of Darkness, P Atkinson	116	4	9	9	72 1/2	-	53	52	25.40
2238	Azagel (Arg), F Martinez	116	5	8	6 1/2	9	-	72	61 1/2	49.10
2117	See The Wood, J Scott	116	8	1	6hd	5hd	-	61 1/2	72	47.10
3081	Marmoe, N Chavez	116	9	2	71	6 1/2	-	82 1/2	86	2.20
(2299)	Rocket Gibraltar, M Pedroza	116	3	3	5hd	8 1/2	r	9	9	6.40

Scratched — Sunnybrook, Tres Feb, Val'd Tizzy

Claimed — Imua Keoki-Car-Den Racing Stable-Sean McCarthy

1—PEDERNALES	12.00	5.00	4.00
2—IMUA KEOKI	4.40	3.00	
7—SPIRIT WARRIOR			4.00

Off: 2:30 Time: :21.4 :44.3 1:09 1/5, 1:15 3/5, Track: Clear & Fast. Winner-dbb.g.B
 Hopeful Word-Countess Intro. Tr shell Own-Mike Mitchell. Mutuel Pool
 \$255,254.10. Exacta Pool \$192,857. Pool \$38,440. Trifecta Pool \$241,630. Pick
 Three Pool \$57,239.

\$2 EXACTA (1-2) PAID \$45.40	\$2 QUINELLA (1-2) PAID \$21.20
\$1 PICK THREE (2/1/1) PAID \$815.00	\$1 TRIFECTA (1-2-7) PAID \$174.00

Steve Davidowitz wrote a book criticizing the Methodology for not having a feature that projected the pace of the race. We've had it for a long time. AODDS also has it. Steve and his publisher, Dutton, are guilty of something that you'll find in no other field: summarizing and evaluating the work of another living person without consulting with that person for accuracy. Davidowitz drew his conclusions from a book by another author, written about the Methodology of the mid 1980's and somewhat antiquated by the time Steve and Dutton published *Betting Thoroughbreds* in 1995. The joke is that merely projecting the pace of the race correctly or otherwise, will never make us a dime when all contenders come from a comparable distance. Even projecting the potential internal fraction pace in distance changes is more art than science. Those who have mastered the art don't rely on computer analysis. Projecting pace increments, like everything else in handicapping, is not precise but relative. Einstein proved that. I find it amusing that Chapter 13 of Davidowitz's *Betting Thoroughbreds* is entitled: E=MC2!

Before we get too excited about our \$12.60 wire-to-wire winner, take a look at the mutuel of this "Forward Moving" horse, next day.

3110—FOURTH RACE. 6 1/2 Furlongs. Purse \$16,000. Maiden, Fillies and Mares, 4-year-olds and up. Claiming price: \$25,000-\$22,500.

Index	Horse and Jockey	Wt.	PP	ST	1/4	1/2	3/4	Str.	Fin.	To \$1
2165	A-Chile Reina, V Espinoza.....	119	6	1	1 1/2	12	-	13 1/2	12 1/2	0.30
2174	Cherokee Apollo, N Chaves.....	114	7	8	6hd	6hd	-	41 1/2	22 1/2	12.00
4200	A-Wild Star, O Vergara.....	119	2	5	42	2hd	-	2hd	32 1/2	0.30
2070	Wrapped In Hope, B Blanc.....	117	5	3	5hd	4hd	-	5hd	41	12.40
3047	Charming Miller, P Toscano.....	117	9	2	2 1/2	33	-	31	51 1/4	26.30
3045	Startup, M Garcia.....	119	1	9	7 1/2	72 1/2	-	68	66 1/2	5.90
2304	Teresitas Queen, J Scott.....	117	8	4	9	83	-	71 1/2	72	22.90
2304	Boulder Lamb, D Sorenson.....	119	4	6	31	5hd	-	84	89	30.70
---	Jackpot Jeannie, S Martinez.....	119	3	7	8 1/2	9	-	9	9	41.70

Scratches — Don't danced on't ask.

1A—CHILE REINA..... 2.60 2.20 2.10

6—CHEROLEE APOLLO..... 4.00 2.60

1—WILD STAR..... 2.60 2.20 2.10

Off: Time: 0:22.1 0:45.3 1:10.3 1:17.3 Track: Clear & Fast. WINNER-dbb.f.4 Slew's Royalty-Skeeter. Tr-Hector O Palma Own-Granja Mexico or Van Doren. POOLS-Mutuel Pool \$233,689.30. Exacta Pool \$247,705. Quinella Pool \$33,402. Trifecta Pool \$266,413. Pick Three Pool \$63,393.

\$2 EXACTA (1-6) PAID \$11.20

\$2 QUINELLA (1-6) PAID \$11.80

\$1 PICK THREE (4/3/1) PAID \$27.30

\$1 TRIFECTA (1-6-5) PAID \$22.50

SUMMARY: All of us should stop concerning ourselves with the notions of owners, trainers and mainstream guidelines as to what kinds of horses win and focus our attention onto horses that do win and pay a good price.

>>>

SARTIN METHODOLOGY

<<<

SARTIN ON PACE

PACE LAUNCHER IV

with BOTTOM LINE-BETTING LINE

SARTIN PACE NUMBERS

and GAP MODIFIER

SARTIN

MS/DOS VERSION 1.0

© 1976-1995, 1996

All Rights Reserved

RATINGS MENU

- 1: ENERGY GENERATOR
- 2: FPX/ENERGY
- 3: PACE LAUNCHER IV RATINGS
- 4: PACE LAUNCHER IV CPR GRAPH
- 5: PACE LAUNCHER IV HID & FW GRAPH
- 6: PACE LAUNCHER IV COMPOSITE
- 7: VITAL FACTORS
- 8: EARLY/LATE ENERGY POTENTIAL GRAPH
- B: BOTTOM LINE - BETTING LINE
- E: EARLY LATE DIFFERENCE GRAPH
- L: SHOW LINES & COPY (THOROMATION)
- S: EARLY SUSTAINED BOTH/AND GRAPH
- P: PACE MATCH UP GRAPH
- V: VECTOR GRAPHS
- Q: Quit to Data Entry

PLUS the ability to "HIDE" horses on all important screens

>>> SARTIN METHODOLOGY <<<

PROF-RATER

MODELER - PROFILER

and

TRACK BIAS DETECTOR

Sartin Methodology, Inc.

© 1976 - 1996 All Rights reserved

MODELER/PROFILER MAIN MENU

- 1: Select Track, Distance and Surface
- 2: Track Records
- 3: Monochrome or Color
- 4: Set Printer
- Q: EXIT to system

SELECT TRACK, DISTANCE and SURFACE

Track	dmr
Distance	6.0
Surface	d
Model-Profile	w

W = Win P = Place S = Show

DOC SARTIN PACE LAUNCHER 4

We live in a time when terms like Advanced, New-Improved, etc. are nothing more than casual, staple phrases of advertising-ese. New, improved detergents and toothpastes are touted almost daily.

In handicapping the value of any new, advanced concept can be gauged only by the ability of the user to demonstrate improved results. It's like that proverbial tree that topples in the forest: practically speaking, if no one sees or hears it fall, it didn't.

Advancements in handicapping procedures in this century have been concentrated within very narrow parameters. They fall within three well defined categories: Class-Speed-Pace. A reminder that the classical, mainstream definition of Pace only compounds Final Time with Second Call. That's why I shy away from the term. We define *pace* as the compounded measurement of Incremental Velocity/Energy.

Subordinate designations of Pace-Speed-Class include jockey-trainer influence and breeding. In British racing, breeding is dominant and viewed as being synonymous with class. Class and these other sub-categories are meaningful only as they affect final time because, barring disqualification, the horse with the fastest final time wins. Hence, it is fair to say that all handicapping concepts and procedures are designed

to isolate the horse that will prove fastest at the finish line.

An important amendment must be added to that word "fastest." It should read: fastest in the specific match up of a *given race*. Therein lies the rub. The match up of each race determines "fastest." We've all seen it too many times to dispute it. A horse that's assigned an arbitrary rating value number failing to live up to its "figure" in certain match ups. Any rating figure is meaningful only when applied to a horse in relationship to the match up it faces *today*!

A highly publicized example of this was CIGAR in 1996.

I won't knock "figures" that rate horses with no consideration for today's specific match up. Most of those with whom we're competing for the pari-mutuel dollar are using them. Hence, following the dictum of that legendary winner, Buddy Alvarado, and doing the exact opposite as the crowd, we're destined to win our share of the crowd's money.

My apologies to those not wagering at southern California tracks. I use them for demonstration purposes only because Past Performances and Results are immediately available. Later you'll see races handicapped from a wider variety of ovals.

I will now set up two one-in-a-million match up scenarios with the kind of pacelines you'll never see in real life. This is done only to demonstrate Pace Launcher 4's readouts. Later I'll use some real races. This first mythical race will pit horses of identical class all running the SAME final time on a track with a 17 daily variant. It is vitally important to remember this when evaluating the chances of the Early horse and the closer. My analysis would most probably not apply in an actual match up.

Since in both examples each contender runs the distance in identical final times with no deviation in daily variant, final time advocates would be hard pressed NOT to give each competitor the same rating. However, by applying Chaos math to the Incremental Velocity/Energy divisions of the race we get an entirely different picture.

SPRINT:

PACELINE DATA

#	NAME	L	DIST	S	1stC	2ndC	3rdC	FnIC	BL1	BL2	BLS	BLF	SR	TV	ADJ	N	T
1	AAA	1	6.0	D	21.3	44.3	56.4	110.2	0.00	0.00	0.00	0.00	88	17	0.0	1	
2	BBB	1	6.0	D	22.0	45.0	56.4	110.2	2.00	1.00	1.00	0.00	88	17	0.0	2	
3	CCC	1	6.0	D	22.0	45.0	56.4	110.2	5.50	5.25	1.00	0.00	88	17	0.0	3	
4	DDD	1	6.0	D	22.0	46.0	57.0	110.2	8.50	8.25	3.00	0.00	88	17	0.0	4	
5	EEE	1	6.0	D	22.0	45.2	57.0	110.2	4.00	3.75	2.00	0.00	88	17	0.0	3	

Since all five horses have the same final time and daily track variant the readouts will be RAW. Here is how the horses figure in the seven viable variables.

PACE LAUNCHER IV CHAOS FORMULA

6 D

	94	EPR	100		94	LPR	100
AAA	1	-----+	-----+	DDD	1	-----+	-----+
BBB	1	-----+	-----+	EEE	1		
CCC	1			CCC	1		
EEE	1			BBB	1		
DDD	1			AAA	1		

	94	CPR	100
AAA	1	-----+	-----+
BBB	1	-----+	-----+
CCC	1	-----+	-----+
DDD	1	-----+	-----+
EEE	1	-----+	-----+

	94	TT (HIDDEN FRACTION)	100
BBB	1	-----+	-----+
CCC	1	-----+	-----+
AAA	1	-----+	-----+
EEE	1	-----+	-----+
DDD	1		

PACE LAUNCHER IV CHAOS FORMULA

6 D

	94	FACTOR X	100
DDD	1	-----+	-----+
EEE	1	-----+	-----+
AAA	1	-----+	-----+
CCC	1	-----+	-----+
BBB	1	-----+	-----+

	94	HIDDEN	100		94	FACTOR W	100
DDD	1	-----+	-----+	AAA	1	-----+	-----+
CCC	1	-----+	-----+	BBB	1	-----+	-----+
EEE	1	-----+	-----+	CCC	1	-----+	-----+
BBB	1	-----+	-----+	EEE	1	-----+	-----+
AAA	1	-----+	-----+	DDD	1	-----+	-----+

The Composite screen

Pace Launcher IV Composite

#	NAME	L	N	T	EPR	LPR	CPR	TT	HID	FW	FX	LS	RANK
1	AAA	1	1		1	5	1	3	5	1	3	19	2
2	BBB	1	2		2	4	1	1	4	2	4	18	1
3	CCC	1	3		3	3	1	2	2	3	4	18	1
4	DDD	1	4		5	1	1	5	1	5	1	19	2
5	EEE	1	3		4	2	1	4	3	4	2	20	3

From these values here is the Energy Generator with the E/EP, L/EP and the computer generated E-S-P.

ENERGY GENERATOR

#	NAME	L	N	T	Total	R	DEF	Hid	R	Fx	R	%Med	E/EP	R	L/EP	R	ESP
1	AAA	1	1		169.67-	1		63.98-	5	66.17-	3	69.84	79.84-	1	76.66-	5	EAR
2	BBB	1	2		169.33-	2	0.34	64.78-	4	66.00-	5	69.22	79.51-	2	76.97-	4	EAR
3	CCC	1	3		169.23-	3	0.44	65.14-	2	66.06-	4	68.80	79.34-	3	77.21-	3	E/P
4	DDD	1	4		168.95-	5	0.72	65.40-	1	67.42-	1	67.18	78.71-	5	78.20-	1	SUS
5	EEE	1	3		169.13-	4	0.54	64.95-	3	66.62-	2	68.43	79.18-	4	77.42-	2	PRE

Next, the E/EP and L/EP graphed.

Early/Late Energy Potential Graph										S P				
#	NAME	L	N	H	EARLY	LATE					TOTAL	R		
1	AAA	1	1		79.84	1	76.66	5					169.67	1
2	BBB	1	2		79.51	2	76.97	4					169.33	2
3	CCC	1	3		79.34	3	77.21	3					169.23	3
4	DDD	1	4		78.71	5	78.20	1					168.95	5
5	EEE	1	3		79.18	4	77.42	2					169.13	4

The Early-Late Difference graph now contains Total Energy figures to delineate Early-Late factor by Class

Late/Early Difference Graph						6			
#	NAME	L	N	H	DIFF	LATE	EARLY	TOTAL	N
1	AAA	1	1		16.0			169.67	- 1
2	BBB	1	2		10.0			169.33	- 2
3	CCC	1	3		1.6			169.23	- 3
4	DDD	1	4		-14.4			168.95	- 5
5	EEE	1	3		0.4			169.13	- 4

The BOTH/AND graph for an added Early/Late Corollary:

Early-Sustained BOTH/AND Difference Graphic										S P	
NAME	L	N			XEARLY	XSUST				TOTAL	R
AAA	1	1	58.9							41.1	
BBB	1	2	55.6							44.4	
CCC	1	3	50.9							49.1	
DDD	1	4	42.0							58.0	
EEE	1	3	50.2							49.8	

AGAIN, AN IMPORTANT REMINDER:

These are arbitrary pacelines producing an artificially tight match up in which the read-outs demonstrate that AAA's superior E/EP and Top Total Energy are not great enough to predict that it can go wire-to-wire. In a real-race match up on a track where the six furlong profile indicates early (E/EP) dominance, AAA might well go wire-to-wire. When analyzing

the new E/EP and L/EP, particularly in a Sprint, we don't necessarily seek a balance. We're looking for the *high* E/EP in races where our Model/Profile points to Early dominance. In sprints at the majority of tracks DDD would stand little, if any, chance. EEE would be top Counter-Energy candidate on an Early Profile.

VITAL FACTORS

#	NAME	L	TOTAL	SC	R	E/DC	SCBL	3F	R	SPN	R
1	*AAA	1	169.67	59.19-	1(44.3)	96.86		51.16-	5(25.4)	91.17-	4
2	BBB	1	169.33	58.49-	2(45.1)	98.08	1.00	52.13-	4(25.2)	94.67-	3
3	CCC	1	169.23	57.73-	3(45.4)	97.85	5.25	52.80-	3(25.0)	95.92-	1
4	DDD	1	168.95	55.96-	5(47.1)	95.73	8.25	55.45-	1(23.4)	88.42-	5
5	EEE	1	169.13	57.49-	4(46.0)	96.99	3.75	53.40-	2(24.4)	95.67-	2
HIGH			169.67	59.19	(44.3)	98.08		55.45	(23.4)	95.92	
LOW			168.95	55.96	(47.1)	95.73		51.16	(25.4)	88.42	
AVE			169.26	57.77	(45.4)	97.10		52.99	(25.0)	93.17	

* = Wire to Wire

Under E/DC, Early Deceleration, High means the LEAST early deceleration. DDD decelerates more rapidly than the other contenders and, in this match up, is a throw out despite its equal final time. BBB and CCC have the least early deceleration (E/DC) with good third fractions that are also closest to this track's current 3-f WIN Model/Profile. In this match up AAA can be deemed a too-fast-too-early horse since its early deceleration (E/DC) is only third best. This is a dynamic readout for determining if a NEED TO LEAD 1) can wire the field.

>>>>The SPN numbers have proven to be singularly predictive. They are derived from an entirely new formula. When appropriate pace lines are used, SPN's top 3* produce virtually every winner; the top 4 a majority of in-the-money finishers.<<<<<<

Based on a current Model/Profile for the track used, CCC deserves its first ranked SPN number. As a second win choice I'd pick BBB. EEE, with a 68.43 percent median ranks as the best counter-energy horse. DDD has the most counter-energy but not the best. This is a distinction many clients don't fully comprehend and is something they need to work on. Happily this program, along with its companion PROF-RATER II, will supply the necessary answers to all questions relative to making a more finite distinction between WIN and COUNTER Energy.

ROUTE:

Next an 8.5 furlong route race, again the same unlikely match up with each contender running the same final time on the same variant and thereby producing an artificially close match up. Even though final times are identical. DDD has a Total Energy disparity because of the way it handled the pace of the race. The others are all less than .72 off the high. Route distances requires an entirely different readout interpretation than we applied at six furlongs.


PACELINE DATA

#	NAME	L	DIST	S	1stC	2ndC	3rdC	FnlC	BL1	BL2	BLS	BLF	SR	TV	ADJ	N
1	AAA	1	8.5	D	22.3	45.2	108.4	142.3	0.00	0.00	0.00	0.00	89	17	0.0	1
2	BBB	1	8.5	D	23.0	45.4	110.3	142.3	4.00	3.75	3.50	0.00	89	17	0.0	3
3	CCC	1	8.5	D	22.4	45.3	110.2	142.3	2.00	1.00	1.00	0.00	89	17	0.0	2
4	DDD	1	8.5	D	23.0	48.0	111.3	142.3	7.00	8.50	7.00	0.00	89	17	0.0	4
5	EEE	1	8.5	D	23.2	45.2	110.4	142.3	5.00	3.00	2.00	0.00	89	17	0.0	3

* This is a correction from the PL4 documentation sent out with the program. In this second proofing we found other typos, however not numerical.

Going to the ENERGY GENERATOR we see the wire-to-wire Early horse top ranked on E/EP. A current WIN Model/Profile tells me this ranking is not producing winners at 8.5 furlongs even when winners go wire-to-wire. EARLY is desirable but not *this* early with a last ranked L/EP.

ENERGY GENERATOR



#	NAME	L	N	T	Total	R	DEF	Hid	R	Fx	R	%Med	E/EP	R	L/EP	R	ESP
1	AAA	1	1		162.55	- 1		64.23	- 5	66.72	- 5	69.05	77.20	- 1	74.82	- 4	E/P
2	BBB	1	3		162.36	- 2	0.19	64.93	- 2	67.19	- 3	67.88	76.75	- 3	75.53	- 2	S/P
3	CCC	1	2		162.33	- 3	0.22	64.55	- 4	67.11	- 4	68.34	76.89	- 2	75.22	- 3	PRE
4	DDD	1	4		162.10	- 4	0.45	65.35	- 1	68.34	- 1	66.32	76.14	- 5	76.49	- 1	LAT
5	EEE	1	3		161.91	- 5	0.64	64.63	- 3	67.71	- 2	67.66	76.52	- 4	75.53	- 2	SUS

HI/LO Difference = .64 Average = 162.25

VITAL FACTORS

#	NAME	L	TOTAL	SC	R	E/DC	SCBL	3F	R	SPN	R
1	*AAA	1	162.55	56.73-	1(109.4)	97.56		50.30-	5(32.4)	87.92-	5
2	BBB	1	162.36	55.45-	3(111.2)	97.38	3.75	52.15-	3(31.3)	95.92-	1
3	CCC	1	162.33	56.08-	2(110.3)	97.46	1.00	51.40-	4(32.1)	93.42-	3
4	DDD	1	162.10	53.88-	5(113.2)	95.92	8.50	54.60-	1(30.1)	91.67-	4
5	EEE	1	161.91	55.42-	4(111.2)	96.78	3.00	52.36-	2(31.3)	94.42-	2
	HIGH		162.55	56.73	(109.4)	97.56		54.60	(30.1)	95.92	
	LOW		161.91	53.88	(113.2)	95.92		50.30	(32.4)	87.92	
	AVE		162.25	55.51	(111.2)	97.02		52.16	(31.3)	92.67	

* = Wire to Wire

AAA's 3rd Fraction is 32:4, 3 fifths slower than CCC's 32:1, 3 TICKS slower than BBB and well off the times earned by DDD and EEE. In this specific match up I would designate AAA as a too fast too early horse. I have to keep repeating it so you won't think my reasoning applies universally: In this match up my HOL profile says that DDD, the number one L/EP horse is not a good bet to WIN. It's too Sustained relative to its TOTAL ENERGY and E/EP. Its ESP designation is LATE.

BBB has the ideal balance of Early Late potential. EEE has the counter balance and the high SPN. Balance is needed more in Routes than Sprints.

➡

Early/Late Energy Potential Graph										8.5 D
#	NAME	L	N	EARLY		LATE		TOTAL		R
1	AAA	1	1	77.20	1	74.82	4	162.55	1	
2	BBB	1	3	76.75	3	75.53	2	162.36	2	
3	CCC	1	2	76.89	2	75.22	3	162.33	3	
4	DDD	1	4	76.14	3	76.49	1	162.10	4	
5	EEE	1	3	76.52	4	75.53	2	161.91	5	

This artificially tight a match up produces E/EP-L/EP rankings for all contenders that add up to 6. This is an anomaly that seldom, if ever, appears on readouts of a real race. If you Model/Profile *nothing else*, the E/EP and L/EP will give you winning insights. BBB and EEE loom as the win bets with standing a good chance for place. My 3 horse Exacta Box would be BBB, EEE and CCC. For a trifecta I'd include AAA. Unlike the sprint AAA, this horse does not have too much early deceleration and is a top Show candidate. At another time and

another track with a different, less tight match up, the Model/Profile might indicate that an AAA type runner would qualify for WIN. Were this a NINE furlong race, DDD would be included in a win bet.

Track and distance do influence the outcome of any match up. Not as much as the mainstream seems to currently believe, but enough to justify the Energy Model/Profile produced by E/EP and L/EP. It's kind of ironic that we introduced the concept of an explicitly defined Model/Profile but do not employ it to the excessive and finite degree dictated by current conventional wisdom.

The SPN rankings have an uncanny ability to get winners and in-the-money horses in the top 4. When the number one ranked SPN wins, it seldom pays as much as horses ranked second for obvious reasons as enumerated often in the Follow Up. As in many other aspects of racing and in life, NUMBER ONE is overrated.

The Both-And graph verifies the fact that DDD is too sustained and AAA too early. The corollary Early-Late Difference graph supports this. Note that I've added Total Energy numbers to the E/L Difference Graph. This way we can immediately correlate the important Total Energy Class with the E/L differentials.

Early-Sustained BOTH/AND Difference Graphs

8.5 D

NAME	L	N	%EARLY	%SUST
AAA	1	1	57.2	42.8
BBB	1	3	48.6	51.4
CCC	1	2	52.8	47.2
DDD	1	4	37.9	62.1
EEE	1	3	48.3	51.7

Late/Early Difference Graph -- ATM

8.5 D

#	NAME	LN	N	DIFF	LATE	EARLY	TOTAL	R
1	AAA	1	1	13.0			162.55	1
2	BBB	1	3	-2.5			162.36	2
3	CCC	1	2	5.0			162.33	3
4	DDD	1	4	-22.0			162.10	4
5	EEE	1	3	-3.0			161.91	5

With such a tight match up, BETTING LINE will provide less information than BOTTOM LINE.

	BOTTOM LINE LS	BETTING LINE ODDS
1 BBB	18.0	EVEN
2 EEE	17.0	3-2
3 DDD *	16.8	2-1
4 CCC *	16.0	2-1
5 AAA	12.0	7-2

DDD's extreme Late is too deviant. CCC's perfect profile fit supersedes its ranking.

Before we go to some actual races with real match ups, let's go over all the new read-outs and become completely familiar with them.

The DYNAMIC NEW READOUTS and their SIGNIFICANCE:

1:

First - the old TOTAL (Energy)

2:

SC in feet per second R(ank)

3:

**In TIME R(ank)
adjusted for lengths
beaten or gained with
our per foot of length value.**

4:

E/DC

**Early Deceleration Ratio (high = LEAST Deceleration)
100 or over means 2nd Frac. was faster than 1st.
An anomaly.**

5:

Second Call Beaten Lengths

6 & 7:

**Final Fraction
In FPS and Time adjusted by lengths
beaten or gained**

8:

S-P-N

**NEW, revised Sartin Pace Numbers
with appropriate Paceline Selection.
Winner and Place Horse should be in the top 4
the vast majority of times.
(If you find otherwise, check your contender paceline selection.
The top 4 statistic has weathered a long and arduous test.)**

9:

E/EP = EARLY ENERGY POTENTIAL

An even more powerful indicator of EARLY than previous designations.

10:

L/EP = LATE ENERGY POTENTIAL

An even more powerful indicator of closing power than SP or the old LeX.

BOTH 9 & 10 take relative CLASS into consideration

ESP

A new, more highly finite formula for designation Energy-Yield ESP

THE NEW GAP MODIFIER FEATURE:

A number of clients handicap the so-called secondary tracks featuring animals of lower class than the majors. These horses generally don't hold their form for very long and exhibit lower total energy. Penn National is one such track where Mel Shrawder has done a lot of experimenting with GAPS when sprinters try stretching out to a route. He concluded that when using our AUTOMATIC GAPS that sprinters projected 9 fifths too fast. Therefore, when using a sprint paceline in a route he:

(1) added a minus 9 (-9) in the Auto Adjust in the MAN column of the Pace Launcher adjustment screen. You can determine the appropriate minus number for adjusting sprinters

that project too fast at your track by recording the actual Route final times of sprinters stretching out. If the actual times are slower than those produced by Pace Launcher 4's Automatic Distance Projector, on your MANUAL ADJUSTMENT screen enter a minus 1 (-1) per fifth second of final time differential.

(2) Another way to accomplish this result is to adjust the sprinters speed rating down to that of the fastest router at today's distance. Either way, the sprinter's final time is manually corrected to fit the reality of his track.

Mel was satisfied with the adjusted Final Time but was not happy with the internal Fractions that resulted. The automatic Sprint to Route Adjust always had the sprinters running late. He tried adjusting them to his own route pars. The result was that routers projected early, sprinters late. When a sprinter wins a route he usually does so by running faster early, not late.

In truth, there is really no way to accurately predict the internal fractions a sprinter will actually run when stretching to a route. Personally, I could care less IF the Final Time projection is accurate. However, many clients feel that viewing a fractional match up that has some semblance of accuracy is important. In handicapping what an individual perceives as important becomes more important than what is truly important. I no longer feel obligated to fight the issue of altering pacelines to fit individual perceptions. So, now you can edit pacelines to fit the perceived pattern of your track(s).

I STILL MUST ISSUE A WARNING:

If doing this causes you to lose, it means you don't know as much about adjusting fractions as you thought you did. Sensory perception often creates false illusions. Abandon the practice. Go back to what was winning before! I feel obligated to issue this warning because I can recall how many of our early winners started losing when they were deluded into using PARS and PAR variants. Let's not go through that tragedy again!

HERE IS AN EXAMPLE OF USING THE GAP MODIFIER (EDIT)

Mel Shrawder's original Penn National technique was giving the sprinter a minus 9 (-9) adjust. Then he tried adjusting sprinters to route normative (par) times. The result created a distortion of internal fractions and Early Late balance. He liked to see a reasonably "precise" internal fraction match up, so we added the Gap Modifier accessed through a special edit feature:

NAME	L	DIST	S	AVE DIV	TV	TV ADJ	T&S	MAN	NET ATM
6F	0	6.0	D	17	17			-9.0	-9.0
8.5F	0	8.5	D	17	17				0.0

Actual Sprint & Route lines:

EDIT EQUALIZED LINES

PEN 1-1- 1 8.5 D

#	NAME	L	DIST	S	1stC	2ndC	3rdC	Fn1C	BL1	BL2	BLS	BLF	SR	TV	ADJ	N
1	6F	0	6.0	D	22.2	46.1	59.0	112.0	0.00	0.00	0.00	0.00	85	17	0.0	
2	8.5F	0	8.5	D	23.3	48.1	113.1	147.2	0.00	0.00	0.00	0.00	70	17	0.0	

AUTO projecting Sprinter into an 8.5F Route:

EDIT EQUALIZED LINES

PEN 1-1- 1 8.5 L

#	NAME	L	DIST	S	1stC	2ndC	3rdC	Fn1C	BL1	BL2	BLS	BLF	SR	TV	ADJ	N	T
1	6F	0	8.5	D	22.3	47.4	113.1	145.4	0.00	0.00	0.00	0.00	78	17	0.0		
2	8.5F	0	8.5	D	23.3	48.1	113.1	147.2	0.00	0.00	0.00	0.00	70	17	0.0		

The projected sprint final time is 8 fifths too fast.

If you only want to equalize FINAL Time, change the Sprint Speed Rating to the Route Speed Rating, or, use Mel Shrawder's tested minus adjustment of (minus) 9 on Man Adj. (see above). Final Time is equalized, but fractional times do not conform to reality. It makes the Sprinter appear to have more Late Energy than Early.

Mel's printouts:

PEN 01-01-1996 RACE 8 DIST 8.5 SURF D
Pace Launcher CPR Graphic--ADJUSTED

EPR- R	LPR- R	CPR-
6f 74.80- 2	81.20- 1	156.00-
m16 80.00- 1	75.20- 2	156.00-

PEN 01-01-1996 RACE 8 DIST 8.5 SURF D
Pace Launcher Late/Early Difference Graphic

NAME	L	N	ADJUSTED	LATE	EARLY
6f	1		-6.4	█	█
m16	1		5.6	█	█

Early-Sustained BOTH/AND Difference Graphic -- ADJUSTED PEN 1-1-96 8 8.5 D

NAME	L	N	%EARLY	%SUST
6f	1		45.9	54.1
m16	1		53.6	46.4

Before continuing, let me stress that the minus 9 (-9) Adjust applies only to Penn National. Users will have to make the adjustment that conforms to the reality of their track(s) by determining the actual difference in fifths between Pace Launcher's Auto Project (equalize distances) and real Final Route times of Sprinters stretching out. These times can easily be determined through use of your Prof-Rater and/or the Vital Factors 2nd Call plus Final Time readout in Pace Launcher 4.

USING THE GAP MODIFIER "EDIT"

1=Continue 2=Hide 3=RECALL |4=EDIT| 5=COPY P=Print
| *** F1=Change Race F2=PaceLines 0=Menu *** |

EDIT EQUALIZED LINES DIST 8.5 SURF D

#	NAME	L	DIST	S	1stC	2ndC	3rdC	Fn1C	BL1	BL2	BLS	BLF	SR	TV
1	6F	1	8.5	D	22.2	46.4	112.3	147.2	0.00	0.00	0.00	0.00	70	17
2	8.5	1	8.5	D	23.3	48.1	113.1	147.2	0.00	0.00	0.00	0.00	70	17

Creating Gaps that are consistent with those of sprinters that actually win 8.5 F and other route races at your track(s).


Now the Final times are identical but the sprinter's fractional times reflect the reality of your track and the Early-Late is closer to reality.

This same Edit feature can be used for ALL distance changes where the Auto Projector produces inaccurate results.

Late/Early Difference Graph -- ATM

#	NAME	LN	N	DIFF
✓1	6F	1		9.8
✓2	8.5	1		3.8

PEN 1-1- 1 8.5 D

LATE/EARLY 

TOTAL R

154.99- 2

155.82- 1

FPS AND ENERGY -- ATM

FPS

NAME	L	N	T	TOT	R	DEF	F1	F2	F3	SC
6F	1			154.99-	2	0.83	56.41	51.16	47.41	54.55
8.5	1			155.82-	1		54.77	52.80	48.25	54.10

PEN 1-1- 1 8.5 D

ENERGY

F1	F2	F3	MED-E
36.40	33.01	30.59	69.41
35.15	33.89	30.96	69.04

HI/LO Difference = .83 Average = 155.4

BOTTOM LINE -- BETTING LINE

PEN 1-1- 1 8.5 D

ADJUSTED

	BOTTOM LINE	BETTING LINE
	LS	ODDS
8.5	23.3	EVEN
6F	23.0	EVEN

These readouts are more reflective of reality. The trick is to know how fast a Sprinter must run at your track(s) in order to win a Route. With no penalty you'll never miss a sprinter that can stretch out and win. With too much penalty you'll never get such a winner. **Know Thy Track(s)!**

Let's look at some ACTUAL races handicapped with Pace Launcher 4.

EXAMPLE RACES

To demonstrate Pace Launcher 4 we'll go first to Aqueduct in New York. It's a six furlong Allowance for 3 year olds and up. The entrants have been racing at Belmont, Woodbine, Saratoga and the Meadowlands.

Past Performance Plus

4th az January 9 8.5f 11000 10000 can 8 1/2 FURLONGS DIRT thoroughbred open 4 year

olds and up CLAIMING 10000-all Purse \$11000 (2:30) (12)

PEDERNALES										1997	0	0	0	0	\$0	1998	11	1	0	1	\$9575
28Dec98	SA	my	C1m10000	7.0	22.2	44.4	109.4	122.1	3- .5	1- .13	2- 1	3- 3.25	86	88-11	TRES ,SHARP,PEDER,Dueld,	8					
20Dec98	NOL	ft	C1m8000	7.5	22.1	45	109.2	128.3	1- 1	1- 1	1- 1	1- 1	88	91-11	PEDER,KAVAI,BIG P,Held on	9					
24Nov98	TUP	fm	C1m12500	8.0	24.4	50.3	118.4	142.4	1- .13	7- 8.25	7- 10	7- 18.2	51	58-28	WIN T,EXPLO,SISCO,Gave way	8					
11Nov98	TUP	ft	C1m8000	8.0	21.4	44.4	58.4	110	6- 5.75	6- 6.5	6- 7.25	6- 8.25	68	74-20	AIN T ,WINSU,DANCI,Showed l	6					
27Oct98	TUP	ft	C1m12500	6.0	21.4	44.3	57	110.1	1- .13	4- .75	6- 2.75	6- 7.5	68	74-19	FLYIN,FAXIT,DOC'S, Tired	7					
13Oct98	TUP	ft	C1m12500	6.5	22.1	44.4	109.3	118.1	5- 1.75	8- 5.75	9- 11	10- 13.7	65	74-19	SUDDE,IMPOR,IRISH, Tired	10					
25Sep98	FPX	ft	C1m10000c	8.0	21.3	45.3	58.3	111.3	9- 9.5	9- 7	9- 6.5	9- 4.5	71	87-09	IMPOR,BOOKE,HARMO,Very wid	10					
7Mar98	BN	ft	Alw28000n2	8.0	22.2	44.4	56.4	109.1	5- 2.25	4- 1.75	4- 3.5	6- 5.25	81	90-09	SIT L,LYPHE,SIGNK,Wide tri	8					
25Feb98	SA	gd	Alw47000n2	6.0	22.2	45.4	57.3	110	2- 1	4- 2	5- 5.25	4- 7.5	84	80-15	RUBY ,GO GA,BOLD , 4 wide	8					
3Feb98	SA	my	C1m20000	6.0	21.4	44.4	57.2	110.2	5- .75	5- 3.5	7- 4.5	7- 4.25	86	82-15	WROST,HONER,SOCIA,5 wide t	9					
INUA KEOKI										1997	0	0	0	0	\$0	1998	17	6	1	3	\$41262
12Dec98	NOL	my	C1m12500	6.0	22	44.4	57.3	109.4	7- 5.75	5- 7	4- 5.25	4- 10.5	79	79-15	TWIN ,BIG E,DOC'S,Bit wide	9					
18Oct98	SA	ft	aC1m10000c	6.5	21.4	44.2	109.1	115.4	3- 4	2- 3	2- .13	1- 2.75	92	91-15	INUA ,EAGLE,TANK',Clearly	8					
7Sep98	DNR	ft	C1m12500	7.0	22	44.3	109.4	123	4- 3	4- 4.5	4- 2.75	5- 5.25	82	80-12	ARP ,GLITT,THE W,4 wide t	10					
25Aug98	DNR	ft	C1m10000c	8.0	22.1	45.1	57.3	110.2	7- 5.5	7- 7	3- 5	3- .75	83	86-15	CHIP',WINSU,INUA ,4 wide i	8					
11Aug98	DNR	ft	C1m10000	8.0	21.4	45.1	58.1	110.3	8- 4	6- 2	1- .13	1- .75	88	86-11	INUA ,AIR C,UNUSU,Steadied	11					
28Jul98	DNR	ft	C1m10000	5.5	21.3	44.2	58.3	103.1	8- 5.75	6- 8.25	6- 8.25	3- 5.5	87	91-07	WOLF ,AURIG,INUA ,4 wide i	11					
13Jul98	NOL	ft	C1m8000	8.0	22	45.1	57.3	110.2	4- 1.75	2- 1	2- .13	1- 1	86	87-12	INUA ,PERFE,WINSU,Steady h	10					
27Jun98	NOL	ft	C1m10000	6.0	22.1	45.2	57.4	109.4	6- 4.25	6- 5	6- 3.5	5- 8.5	81	83-11	CUEPR,CHIEF,ROCKE,No rally	7					
19Jun98	NOL	ft	C1m12500	8.0	22.1	45.1	57	109.4	3- .5	8- 2.5	9- 8.5	9- 9.5	78	80-12	MEGAN,NEVER,COLOR,Inside,	10					
25May98	GG	ft	C1m18000	6.0	21.3	44.1	58.2	109.1	2- 1	2- 2	2- 4	4- 6	85	87-11	R. PA,GOLD ,MY PR,Weakened	9					
ROCKET GIBRALTER										1997	0	0	0	0	\$0	1998	9	3	0	2	\$22200
19Dec98	NOL	ft	aC1m10000	6.0	22.1	45.1	57.3	110.1	4- 2	1- .5	1- 2	1- 5	83	88-10	ROCKE,TARA ,NATUR,Strong h	8					
23Aug98	DNR	ft	aC1m10000	8.0	21.4	44.4	57.1	110.1	8- 6.25	10- 8.75	10- 12	10- 26.7	44	81-10	ARP ,DRIVI,FLOOR,Done ear	10					
9Aug98	DNR	ft	aC1m10000	6.5	22	45	110.1	116.4	4- .75	2- .13	2- .13	9- 7.75	73	79-14	PERFE,GREEN,WALI ,Inside,	12					
21Jul98	NOL	ft	C1m10000	5.5	22	45.2	58	104.4	6- 3.75	6- 3.25	4- 3	1- 2	87	87-12	ROCKE,JUDGE,R.'S ,4 wide i	8					
27Jun98	NOL	ft	C1m10000	8.0	22.1	45.2	57.4	109.4	2- .13	2- .13	2- .13	3- 5.25	83	85-11	CUEPR,CHIEF,ROCKE,Dueld,	7					
25May98	NOL	ft	C1m10000	8.0	21.3	44.3	57	110.2	1- .13	1- 1.5	1- 4	1- 6.5	83	87-08	ROCKE,THE C,SEE T,Kept to	8					
5May98	NOL	ft	C1m20000	7.0	22.2	45.1	109.2	122.3	6- 4.75	11- 15	11- 17	11- 23	58	66-10	PIE A,CASAR,TWO P,Done ear	11					
21Apr98	SA	fm	C1m50000	6.5	21.3	44.2	108.2	115	2- 1.5	2- 1.5	5- 2.5	7- 10.7	76	74-15	ROO T,BEAU',COLD ,Weakened	8					
30Mar98	SA	ft	C1m20000c	8.0	21.3	44.2	57	109.2	2- 1	2- 2.5	2- .5	3- 4	89	87-09	AURIG,PIE A,ROCKE,Rail tri	12					
21Sep95	FPX	ft	Alw18000n	9.0	47	112.2	138.1	151.2	5- 4.5	Q- 0	Q- 0	Q- 0	0	0-11	WOMON,KNOWN,SOMET,Pulled u	8					
PRINCE OF DARKNESS										1997	0	0	0	0	\$0	1998	13	0	1	4	\$15893
5Jul98	PLN	ft	C1m8500n2x	8.0	21.4	44.3	58.2	109.2	2- 2	2- 2	4- 8	4- 8	80	88-07	TOBIN,DAMAD,SHARP,Weakened	8					
16Jun98	GG	ft	C1m15000n2	8.0	21.1	43.3	58.2	109.2	8- 5.75	6- 5.5	8- 5.5	8- 5.5	79	86-05	SEAL ,MYOWN,SIYAN,Showed l	10					
8Jun98	GG	ft	C1m11500	8.0	21.4	44.2	58.4	109.4	4- 4.5	4- 6	4- 4	4- 4	87	88-16	ARGUA,MY PR,GREEN,Even try	10					
1Jun98	GG	ft	C1m12500n2	6.0	22	45	57.2	110.2	5- 3	5- 2.75	4- 2	3- 2.25	85	85-11	MYOWN,STEAR,PRINC,Even lat	9					
22May98	GG	ft	C1m11500	6.0	22.1	44.4	57.2	110.2	7- 8	7- 10	6- 6.25	4- 2	85	85-13	CROWN,BADGE,ACQUI,Even try	9					
15May98	GG	ay	C1m12500n2	6.0	21.4	44.4	57.2	110.1	6- 8	6- 7.5	4- 6.5	4- 5	80	83-16	ITSAN,MYOWN,ANOT,Wide str	7					
17Mar98	SA	ft	C1m10000c	5.5	22	45.2	57.3	104.1	7- 8	7- 8.75	4- 5.5	2- 3	82	88-13	CHIEF,PRINC,OCEAN,Split fo	8					
10Mar98	SA	ft	C1m20000	8.0	21.1	44.3	58.4	110	6- 9	6- 8	4- 8	3- 3	90	85-15	TOWER,HOLID,PRINC,Late bid	7					
3Mar98	SA	ft	C1m12500	8.0	21.4	45	57.3	110.3	10- 9.5	8- 8.5	4- 3.5	3- 3	83	82-14	BRAT',BUSY ,PRINC,Wide ear	12					
24Feb98	SA	ft	C1m18000	7.0	22.3	45.1	110.2	123.3	11- 8.5	10- 6.25	8- 3.5	8- 5	85	79-14	MAJOR,KAY'S,QUIET,Steadied	12					
AZAGAL										1997	0	0	0	0	\$0	1998	13	0	0	0	\$5764
8Dec98	NOL	ft	C1m10000	7.0	22.1	45.1	110	123.1	3- 2	4- 3	11- 13	12- 16	69	70-18	CUTLA,HAIL ,WIDE ,Gave way	12					
23Nov98	NOL	gd	C1m10000	6.5	22.3	45.2	110.3	117.1	4- 1.5	6- 5.25	7- 8	5- 7.25	71	73-15	QUIET,SWEEP,KOT W,By tired	8					
20Oct98	FNO	ft	Alw5000n	6.0	22.3	45.3	57.4	110.1	9- 9	9- 11	9- 10	8- 9.5	64	80-12	KLUGG,LAND ,DO IT,Stumbled	9					
18Sep98	FPX	ft	C1m5000c	8.5	22.4	47	113	145.3	2- .5	5- 4	8- 15	8- 16	83	68-17	JAVA ,SONET,STEPS,Gave way	8					
12Sep98	FPX	ft	C1m12500	8.5	22.2	48	112.4	145.3	8- 8.25	5- 4.5	6- 9.5	8- 11.7	73	70-14	WHISK,FIVE ,PHOEN,No rally	9					
24Aug98	DNR	ft	C1m16000	8.5	22.3	48.2	111.3	144.3	8- 10	8- 7.5	7- 7.75	6- 15	68	84-21	CONNA,SOME ,VERAC,Wide 7/8	8					
7Jun98	NOL	ft	C1m16000	8.5	22.4	48.1	110.4	142.3	4- 8	7- 11	7- 13	7- 25.7	62	82-15	DUCA ,STILL,HINDL,Gave way	7					
1Jun98	NOL	ft	C1m20000	8.5	23	46.2	111.1	143.1	K- 0	K- 0	K- 0	K- 0	0	0-12	PAPAL,ADORN,DANEB,	8					
10May98	NOL	ft	C1m40000	8.5	22.3	48.1	110.2	141.2	7- 8.5	7- 18	7- 23	7- 34.2	58	80-06	SOVER,RICHA,ORIXA,Wide, do	7					
4May98	NOL	ft	C1m50000	9.0	46.3	111	138.1	149	2- 1	2- 4	3- 7	4- 9	85	79-12	REGIO,COLOR,TRUTH,Stalked,	8					
PREFABRICATE										1997	0	0	0	0	\$0	1998	7	1	1	1	\$10405
16Nov98	END	ay	aWashChamp	9.0	45.3	109.3	136.2	150	1- 3.5	1- 2	1- .13	4- 4.75	85	0-21	JUDGE,FUNBO,MILIT,Set pace	7					
3Nov98	END	ay	C1m32000	5.5	21.1	44.4	57	103	4- 5.5	4- 2.5	1- 1	1- 2	97	108-01	PREFA,STAMP,LAST ,Steady d	8					
13Oct98	END	gd	C1m20000	8.5	23.2	47.1	112	144.3	1- 2.5	1- 1	2- 1	3- 6	77	82-16	JUDGE,CHART,PREFA,Set pace	8					
27Sep98	END	ft	C1m20000c	6.0	22	45.2	57.3	110.4	2- .13	2- 1	2- 2.5	7- 8.25	80	88-11							

SPIRIT WARRIOR										1997	0	0	0	0	\$0	1998	14	2	2	5	\$53295
28Dec96	SA	my	C1m10000	7.0	22.2	44.4	109.4	122.1	4-.75	2-.13	3-1	4-5.75	* 83	85-11	TRES, SWARP, PEDER, 4 wide t	8					
14Dec96	NOL	gd	C1m8000c	8.5	23.3	47.2	112.3	147	1-3	1-2.5	1-1	3-1.25	78	85-24	INPER, JUST, SPIRI, Set pace	8					
14Nov96	NOL	ft	C1m16000	7.0	22.1	44.4	109.4	122.4	9-5.75	8-6.5	10-9.5	11-11	73	77-16	ONETI, ELAIN, MERIT, 6 wide i	12					
17Oct96	SA	ft	C1m10000	8.0	23	46.3	111	136.3	1-1.5	1-3	1-4.5	2-.5	92	85-16	VERAC, SPIRI, BLINK, Caught i	10					
27Sep96	FPX	ft	C1m20000	6.0	21.3	45.2	58.1	110.3	1-1	1-1	1-2	1-.75	92	86-08	SPIRI, MEGAN, DOC'S, Gately h	8					
15Sep96	FPX	ft	C1m25000	6.0	22.1	45.2	58	110.2	3-1.5	3-1.5	4-.75	3-4	90	93-11	ATTLE, ITSAN, SPIRI, Inside t	8					
10Aug96	DNR	ft	C1m32000	6.0	21.3	44.2	58.4	109.3	4-3	5-3.5	5-4	6-6.5	83	84-08	ATTLE, RAN R, LE FA, Rustled,	9					
24Jul96	DNR	ft	C1m25000c	6.5	22.1	45.2	110.2	118.3	3-1.5	3-.5	2-1	3-2.75	85	85-05	TWO P, MOOND, SPIRI, Lugged o	10					
10Jul96	NOL	ft	C1m32000	6.0	21.3	44.4	57.1	110.2	1-.5	2-.13	2-1.5	4-1.5	89	85-16	TRU'S, MEADO, GOING, Dueled,	7					
8Jun96	NOL	ft	C1m32000	8.0	22.2	45.2	57.1	108.4	2-.13	1-.13	1-1	1-.5	93	95-08	SPIRI, CHIP, HIGH, Weld on	7					
SEE THE WOOD										1997	0	0	0	0	\$0	1998	9	0	0	1	\$2700
21Nov96	NOL	wf	C1m10000	6.5	22	44.4	110.3	117.1	7-4.5	5-8.5	6-7.25	7-7	67	73-14	WOODB, NATUR, CAJER, Wide tri	9					
1Jul96	LA	ft	C1m5000	4.5	22.1	46		52	8-4.5	0-0	8-5.75	8-9	85	83-07	DRIVI, TIMEL, HEAVE, Improved	8					
9Jun96	NOL	ft	C1m10000	6.0	22	45	56.4	109.2	8-8.5	7-12	6-12	6-12	68	80-08	WILLI, TWICE, SINCE, Bit awk	7					
25May96	NOL	ft	C1m10000	6.0	21.3	44.3	57	110.2	5-5.25	4-4	3-4	3-7.75	* 71	79-08	ROCKE, THE C, SEE T, Bit wide	8					
2May96	NOL	ft	C1m8000	6.0	21.3	45	57.2	109.4	9-6.5	11-9.5	10-11	8-12.5	71	77-12	CHIEF, KAYAL, PRONI, No facto	11					
15Mar96	SA	ft	C1m12500	6.0	22	45.1	58	110.2	8-4.75	5-3	7-5.75	8-9.5	73	76-16	TWO P, SUNNY, FIRST, Wide int	12					
24Feb96	SA	ft	C1m16000	7.0	22.3	45.1	110.2	123.3	3-1	1-.13	1-.13	2-8	84	78-14	MAJOR, KAY'S, QUIET, Tired	12					
4Feb96	SA	gd	C1m12500	6.0	21.2	44.3	57.2	110.1	10-12	10-10	7-7	4-3	86	84-11	QUIET, NEVER, MIKE, Crowded	12					
11Jan96	SA	ft	C1m12500	6.0	21.3	44.3	57.2	110.3	9-7.75	11-8.5	10-7.75	8-5.75	75	79-12	HOLID, LIBRI, VALI, Came in,	12					
17Dec95	NOL	ft	C1m12500	6.0	21.2	44.3	56.4	110.1	4-7.5	5-4.75	4-4	2-2.75	83	86-11	TEMEC, SEE T, BUSY, Wide tri	12					
MARKOE										1997	1	0	0	1	\$1650	1998	8	4	0	2	\$26580
4Jan97	SA	gd	C1m10000	6.0	21.4	44.4	57.4	111.1	3-2.5	3-3.5	3-2	3-3	84	79-17	WIDE, LITTL, MARKO, Inside t	10					
1Nov96	SA	ft	C1m12500	6.0	22	44.4	56.4	109.1	2-.13	2-.13	1-1.5	1-2.5	* 94	92-14	MARMO, MERIT, POLAR, Steady h	7					
24Oct96	SA	ft	C1m10000	6.0	21.1	44.3	57	110	5-3.25	4-1.5	2-1.5	1-.5	84	88-14	MARMO, TROYA, SINCE, 4 wide, t	10					
16Oct96	SA	ft	C1m12500	7.0	22.1	44.4	109.1	122.1	2-.13	2-.5	2-3	3-7	87	84-15	HOOTE, CAN'T, MARKO, Weakened	8					
4Oct96	SA	ft	C1m10000	6.0	21.4	44.3	57.1	110.1	3-1.5	2-.13	1-.5	1-2	85	87-10	MARMO, TROYA, ONETI, Steady h	10					
25Sep96	FPX	ft	C1m10000	6.0	21.3	45.3	58.3	111.3	4-3.5	4-1.5	4-1.5	3-2.5	74	88-09	IMPOR, BOOKE, MARMO, Wide int	10					
17Sep96	FPX	ft	C1m8000	6.0	22	46	58.4	111.2	3-2	3-2	1-.13	1-.5	87	92-09	MARMO, IMPOR, WIDE, Outgamed	7					
18Jan96	SA	ft	C1m40000	6.0	21.4	44.2	56.3	109.1	2-1	2-1	4-1.25	8-5	90	87-12	WINDV, HEAVE, SAND, Inside,	8					
6Jan96	SA	ft	C1m80000	6.0	21.3	44.2	56.2	109.2	5-1.75	6-3.75	6-5.75	8-8.25	80	82-11	COPEL, SUBTL, NINJI, Stumbled	6					
23Mar95	BN	ay	Alw340000d	5.0	21.3	44.2		56.3	6-5	7-8.25	6-7.5	5-7.5	85	94-13	RATES, IE EX, TREKK, Raced we	7					

Non-EQUALIZED LINES

SA 1-9-97 4 6.5 D

#	NAME	L	DIST	S	1stC	2ndC	3rdC	FnlC	BL1	BL2	BLS	BLF	SR	TV	ADJ	N	T
1	PEDER	2	7.5	D	22.1	45.0	109.2	128.3	0.00	0.00	0.00	0.00	94	11	-0.5	1	
2	IMUA	2	6.5	D	21.4	44.2	109.1	115.4	4.00	3.00	0.15	0.00	91	15	-0.5	3	
3	ROCKE	1	6.5	D	22.1	45.1	110.0	116.2	2.00	0.00	0.00	0.00	88	10	-3.0	2	
4	PRINC	3	6.5	D	21.4	44.2	109.1	116.0	4.50	6.00	4.00	4.00	87	16	1.0	4	
5	SPIR	1	7.0	D	22.2	44.4	109.4	122.1	0.75	0.15	1.00	5.75	85	11	-2.5	2	
6	PREFB	2	5.5	D	21.1	44.4	57.0	103.0	5.50	2.50	0.00	0.00	108	1	-2.5	3	
7	MARMO	2	6.0	D	22.0	44.4	56.4	109.1	0.15	0.15	0.00	0.00	91	14	-1.0	1	
8	MAR-3	3	6.0	D	21.1	44.3	57.0	110.0	3.25	1.50	1.50	0.00	87	14	-1.0	2	

EQUALIZED LINES

SA 1-9-97 4 6.5 D

#	NAME	L	DIST	S	1stC	2ndC	3rdC	FnlC	BL1	BL2	BLS	BLF	SR	TV	ADJ	N	T
1	PEDER	2	6.5	D	22.0	44.3	109.0	115.3	0.00	0.00	0.00	0.00	92	11	-0.5	1	
2	IMUA	2	6.5	D	21.4	44.2	109.1	115.4	4.00	3.00	0.15	0.00	91	15	-0.5	3	
3	ROCKE	1	6.5	D	22.1	45.1	110.0	116.2	2.00	0.00	0.00	0.00	88	10	-3.0	2	
4	PRINC	3	6.5	D	21.4	44.2	109.1	116.0	4.50	6.00	4.00	4.00	86	16	1.0	4	
5	SPIR	1	6.5	D	22.1	44.3	109.3	115.4	0.75	0.15	1.00	5.75	85	11	-2.5	2	
6	PREFB	2	6.5	D	21.0	44.4	109.3	115.3	5.50	2.50	0.00	0.00	92	1	-2.5	3	
7	MARMO	2	6.5	D	22.0	44.4	109.1	115.2	0.15	0.15	0.00	0.00	93	14	-1.0	1	
8	MAR-3	3	6.5	D	21.1	44.3	109.2	116.1	3.25	1.50	1.50	0.00	89	14	-1.0	2	

ENERGY GENERATOR -- ATM

SA 1-9-97 4 6.5 D

#	NAME	L	N	T	Total	R	DEF	Hid	R	Fx	R	%Med	E/EP	R	L/EP	R	ESP
1	PEDER	2	1		171.41-	1		65.04-	4	65.98-	5	68.99	80.13-	1	77.81-	3	E/P
2	IMUA	2	3		171.20-	3	0.21	65.10-	2	65.83-	7	69.07	80.09-	2	77.69-	4	E/P
3	ROCKE	1	2		168.40-	8	3.01	65.14-	1	66.02-	4	68.84	79.08-	8	76.91-	7	E/P
4	PRINC	3	4		170.85-	4	0.56	64.96-	5	65.86-	6	69.17	80.01-	3	77.50-	5	E/P
5	SPIR	1	2		169.23-	7	2.18	65.14-	1	65.38-	8	69.48	79.57-	7	76.76-	8	EAR
6	PREFB	2	3		170.63-	5	0.78	63.99-	6	67.44-	1	68.57	79.73-	6	77.83-	2	PRE
7	MARMO	2	1		171.36-	2	0.05	65.08-	3	66.32-	3	68.60	79.99-	4	78.05-	1	PRE
8	MAR-3	3	2		170.37-	6	1.04	63.90-	7	66.81-	2	69.29	79.89-	5	77.26-	6	EAR

HI/LO Difference = 3.01 Average = 170.43

We've used EVERY HORSE in the race. I don't recommend this. However, we often do it in EXAMPLE races so that you won't think we omitted a horse that YOU might have entered. Pace Launcher 4's powerful new corollary readouts offer the user MORE LATITUDE in contender selection. The program allows for user mistakes with minimum penalty.

The contenders:

FROZEN AMMO: Any one of its last three lines will make it a top choice. We COULD have used the last line. It had the asterisk and top BRIS number. Since Shane actually handicapped the race using the 3rd back, that's the readout line. However, this is a good place to demonstrate a little technique we use when we have ANY doubt about which of the last three COMPARABLE races to use.

FROZEN:															S			AQU 11-16-96 7 6 D									
1 BACK	#	NAME	L	DIST	S	1stC	2ndC	3rdC	Fn1C	BL1	BL2	BLS	BLF	SR	TV	ADJ	N										
2 BACK	1	FROZ1	1	6.0	D	22.1	45.4	57.4	110.1	5.00	3.00	0.00	0.00	92	8	-3.0	3										
		FROZ2	2	6.5	D	22.1	44.4	109.3	115.4	4.75	3.25	1.50	0.25	95	6	-5.0	3										
3 BACK	3	FROZ3	3	6.0	D	22.2	45.0	57.0	109.3	3.50	4.50	2.50	0.00	94	17	0	3										

VITAL FACTORS--ATM

#	NAME	L	TOTAL	SC	R	E/DC	SCBL	3F	R	SPN	R
1	FROZ1	1	168.00	56.67	3(46.3)	97.43	3.00	54.06	2(24.2)	95.92	3 ✓
2	FROZ2	2	168.59	57.58	2(45.4)	99.35	3.25	52.86	3(25.0)	96.17	2 ✓
3	FROZ3	3	170.92	57.87	1(45.3)	99.25	4.50	54.39	1(24.1)	98.92	1 ✓
HIGH			170.92	57.87	(45.3)	99.35		54.39	(24.1)	98.92	
LOW			168.00	56.67	(46.3)	97.43		52.86	(25.0)	95.92	
AVE			169.17	57.37	(46.0)	98.68		53.77	(24.3)	97.00	

* = Wire to Wire

ALL three of these races produce Sartin Pace Numbers (SPN) that are higher than that of any other contender so it doesn't matter WHICH line we use. The 3rd back was chosen because of the SR and the fact that it was run on a NORMAL average DAILY VARIANT of 17.

Since all 3 lines earned higher SPN'S than any other contender, we might wonder why the horse paid \$15.20 to win.

The lines chosen for the other contenders are obvious and follow our pace line selection guidelines. One EXCEPTION might be DESERVES ANOTHER, the favorite. Two back it ran in a Tandem with SWORD APPEAL. A lot of you are still applying TANDEM PROCEDURE #2 where we use the SAME final beaten lengths to other horses in the tandem that we do to the BEST tandem horse in today's race. I don't recommend THAT when we're dealing with more than 3 beaten lengths. SWORD handled the EARLY fraction in the Tandem BETTER than DESER. It ran on a track listed wf, but the variant was only 6. It gets an adjustment penalty for this.

Since DESER was the favorite we used Tandem Procedure #1, using a better race, 4 back when it WON. Since its LAST RACE was a 9 furlong route, the fourth back is actually the BEST of the last THREE at a comparable distance:

4	DES-2	2	6.0	D	21.4	44.2	56.1	108.1	2.00	.50	2.50	6.00	95	6	-5.0	2
5	DES-4	4	6.0	D	22.3	45.4	57.2	109.2	2.50	50	1.00	0.00	95	9	-3.5	2

DES-2	2	6.0	D	17	6	-5.0			1-5.0
DES-4	4	6.0	D	17	9	-3.5			✓-3.5

The horse earns a 95 SR in both this race and the Tandem race. In its winning race it receives less of an adjustment penalty. Our decision was fair. But if you decided to use the Tandem, Bottom Line Betting Line would still produce the Win, Place and Exacta because DESER is the 2.65 to one FAVORITE. Our more ADVANCED programs tend to REVERSE tandems without us having to falsify final beaten lengths.

Go back and look at the Engen. The three TOTAL ENERGY CLASS horses are FROZ, SWORD and SARATOGA CHARACTER which didn't fire. The other two won and placed.

VITAL FACTORS--ATM

AQU 11-16-96 7 6 D

#	NAME	L	TOTAL	SC	R	E/DC	SCBL	3F	R	SPN	R
1	FROZE	3	170.92	57.87-	3(45.3)	99.25	4.50	54.39-	2(24.1)	95.17-	1-W
2	SUPER	1	168.09	56.75-	9(46.3)	98.96	3.25	54.02-	4(24.2)	79.67-	6
3	*WINLO	2	167.91	56.95-	6(46.2)	99.01		54.01-	5(24.2)	76.67-	8
4	SARAT	1	170.26	58.21-	2(45.2)	98.86	2.00	53.48-	8(24.3)	86.92-	4
5	DESER	4	169.76	56.93-	8(46.2)	98.87	1.50	55.62-	1(23.4)	87.67-	3-FAL
6	CHENL	1	168.32	57.57-	5(45.4)	98.24		53.14-	9(24.4)	77.67-	7
7	FIREY	3	168.46	56.94-	7(46.2)	98.04	5.75	53.56-	7(24.3)	74.67-	9
8	PROCR	2	169.81	57.71-	4(45.4)	98.85	2.50	53.93-	6(24.2)	86.17-	5
9	SWORD	1	172.12	58.89-	1(44.4)	97.97	0.50	54.20-	3(24.2)	90.42-	2-PL
HIGH			172.12	58.89	(44.4)	99.25		55.62	(23.4)	95.17	
LOW			167.91	56.75	(46.3)	97.97		53.14	(24.4)	74.67	
AVE			169.52	57.53	(45.4)	98.67		54.04	(24.2)	83.89	

The Winner and Place horse rank 1-2 on SPN. Somewhat remarkable since we entered EVERY horse in the race.

Pace Launcher IV Composite -- ATM

AQU 11-16-96 7 6 D

#	NAME	L	N	T	EPR	LPR	CPR	TT	HID	FW	FX	LS	RANK
1	FROZE	3			4	2	1	2	1	2	3	15	1-W
2	SUPER	1			7	3	7	6	4	7	7	41	6
3	WINLO	2			5	4	7	9	7	8	6	44	7
4	SARAT	1			2	6	4	3	5	3	4	27	4
5	DESER	4			6	1	3	7	2	5	2	26	3
6	CHENL	1			3	7	6	5	7	5	5	38	5
7	FIREY	3			8	8	8	8	8	8	6	54	8
8	PROCR	2			4	5	5	1	3	4	4	26	4
9	SWORD	1			1	7	2	4	6	1	1	22	2-PL

Early/Late Energy Potential Graph -- ATM

AQU 11-16-96 7 6 D

#	NAME	L	H	EARLY	R	LATE	R	TOTAL	R
1	FROZE	3		79.78	2	78.19	3	170.92	2
2	SUPER	1		78.65	8	77.45	6	168.09	8
3	WINLO	2		78.58	9	77.41	7	167.91	9
4	SARAT	1		79.62	3	77.69	5	170.26	3
5	DESER	4		79.00	5	78.43	1	169.76	5
6	CHENL	1		78.92	6	77.15	9	168.32	7
7	FIREY	3		78.89	7	77.35	8	168.46	6
8	PROCR	2		79.35	4	77.78	4	169.81	4
9	SWORD	1		80.21	1	78.37	2	172.12	1

FROZ and SWORD rank 2-1 in E/EP (Early Energy Potential) DESPITE the fact that they came from off the pace and SAR has the highest MED%. Their 2-3 and 1-2 Early-Late BALANCE is by far the best of all other contenders. These TWO NEW readouts will add to the PROFITS that clients have jubilantly reported getting from PL3. Learn to USE them for optimal results.

Pace Match Up Graphic -- ATM

AQU 11-16-96 7 6 D

# NAME L H T	1C R	2C R	FT R
PACE	21.96	44.83	109.69
1 FROZE3	22.64- 5	45.62- 3	109.68- 1
2 SUPER1	23.02- 9	46.52- 9	110.79- 7
3 WINLO2	22.95- 8	46.36- 6	110.88- 8
4 SARAT1	22.42- 2	45.35- 2	110.07- 4
5 DESER4	22.92- 7	46.37- 8	110.00- 3
6 CHENL1	22.53- 3	45.86- 5	110.78- 6
7 FIREY3	22.73- 6	46.37- 7	111.54- 9
8 PROCR2	22.61- 4	45.75- 4	110.42- 5
9 SWORD1	21.96- 1	44.83- 1	109.64- 2

In this race the Projected Times are TOO FAST because we used BELMONT lines for the top contenders. While the AQU surface slowed them down, the RANKINGS are RIGHT ON! Pace Projections are useful only for making RELATIVE comparisons and projecting sprinters into routes.

Later/Early Difference Graph -- ATM

AQU 11-16-96 7 6 D

WIN ENERGY
(FROM PROFILE)

# NAME L H T	DIF	LATE	EARLY	TOTAL R
1 FROZE 3	-1.8	W.E.		170.92- 2
2 SUPER 1	-3.2			168.09- 8
3 WINLO 2	-0.2			167.91- 3
4 SARAT 1	5.3			170.26- 3
5 DESER 4	-3.2			169.76- 3
6 CHENL 1	4.3			168.32- 7
7 FIREY 3	0.3			168.46- 6
8 PROCR 2	3.5			169.01- 4
9 SWORD 1	9.6		C.E.	172.12- 1

COUNTER ENERGY-PLACE
(FROM PROFILE)

AQU 11-16-96 7 6 D

	ADJUSTED BOTTOM LINE LS	BETTING LINE ODDS
1 FROZE	19.0	EVEN W
2 SWORD	14.5	2-1 P
3 DESER	11.8	4-1 FAV
4 PROCR	9.5	5-1 E-SH
5 SARAT	9.0	5-1
6 SUPER	4.0	10-1
7 CHENL	2.0	15-1
8 WINLO	1.0	20-1
9 FIREY	0.0	20-1

SEVENTH RACE

Aqueduct

NOVEMBER 16, 1996

5 FURLONGS. (1.074) ALLOWANCE. Purse \$37,000 (plus up to \$7,178 NYSBFOA). 3-year-olds and upward which have not won three races other than maiden, claiming or starter. Weights: 3-year-olds, 120 lbs. Older, 122 lbs. Non-winners of \$20,000 twice since October 19, allowed 3 lbs. \$21,000 since then, 5 lbs. \$13,000 since October 4, 7 lbs. (Races where entered for \$70,000 or less not considered in allowances.)

Value of Race: \$41,884 Winner \$26,640; second \$7,400; third \$4,070; fourth \$2,664; fifth \$1,110. Mutuel Pool \$387,558.00 Exacta Pool \$530,975.00

Last Raced	Horse	M/EqL.A.Wt	PP	St	¼	½	Str Fin	Jockey	Odds \$1	
31Oct96 3Aqu1	Frozen Ammo	Lb -5	115	1	3	4½	4½	2½ 13	Velasquez Cornelio	6.60
20Oct96 7Bel3	Sword Appeal	Lb 3	113	9	1	3½	3½	1½ 21	Pezua J M	3.30
31Oct96 9Aqu2	Firey Jennifer	L 3	113	7	8	6½	6½	5½ 32	Cordova D W	b-13.20
6Nov96 7Med6	Procryptic	L 3	108	8	2	2½	2nd	42 4½	Dooley C D5	b-13.20
30Oct96 7Aqu1	Chenlo	Lf 3	117	6	4	1½	1½	3½ 5th	Chavez J F	3.30
6Nov96 7Med2	Saratoga Character	L 4	115	4	6	8½	8½	6th 6½	Velasquez J R	8.80
27Oct96 7Aqu11	Winloc's Zachary	Lb 4	115	3	9	9	9	9 7½	Davis R G	22.30
3Nov96 7Aqu5	Deserves Another	L 3	113	5	5	5½	5½	7½ 8½	Smith M E	2.65
1Nov96 3Aqu3	Super Pro	Lb 4	115	2	7	7½	7½	8½ 9	Migliore R	9.30

b-Coupled: Firey Jennifer and Procryptic.

OFF AT 3:16 Start Good. Won driving. Time, :22 1/2, :46 1/2, :59 1/2, 1:11 3/4 Track fast.

\$2 Mutuel Prices:

1-FROZEN AMMO	15.20	6.10	4.30
9-SWORD APPEAL		5.10	4.30
2-FIREY JENNIFER (b-entry)			6.90
\$2 EXACTA 1-9 PAID \$77.50			

Example #2

I don't want to give you the impression that ALL winners and in-the-money horses come from the top 2 ranking in all readouts. So we'll go CHURCHILL DOWNS for a race where some interpretation is required.

Once again we use, initially, EVERY HORSE IN THIS seven horse field, using the best of the last three comparable distance lines. NOTE: No line farther back than 3.

CDX 11-17-96 1 6 D

#	NAME	L	DIST	S	1stC	2ndC	3rdC	FnlC	BL1	BL2	BLS	BLF	SR	TV	ADJ	N	T
1	COVER	3	6.5	D	22.4	46.0	111.3	118.2	0.13	1.00	1.50	1.00	84	20	0.0	1	
2	MISS	1	6.5	D	22.3	46.4	114.1	121.1	2.50	3.00	0.13	0.00	72	16	0.0	3	
3	SHAWK	2	6.5	D	22.4	46.0	111.0	117.4	6.50	9.00	9.50	4.75	77	17	-7.0	4	
4	DIAMO	1	6.0	D	21.3	45.3	58.2	112.0	3.25	4.50	6.50	4.50	78	16	0.0	4	
5	AMAND	3	6.0	D	21.3	45.1	58.0	111.2	8.50	9.50	8.75	11.00	73	15	-2.5	4	
6	CHANT	1	6.0	D	21.3	45.3	58.2	112.0	3.00	6.75	6.75	3.50	80	16	1.0	4	
7	SEABR	1	6.0	D	22.0	46.1	58.2	111.4	5.50	3.75	6.00	5.75	78	17	0.0	4	

AMAND obviously doesn't belong. Neither does SHAWK or MISS. Our 6 furlong CD profile asks WIN horses to exert a goodly amount of LATE Energy Potential. This makes us a little suspicious of DIAMON for win, but not for in-the-money. These are the kind of HANDI-CAPPING judgments so many clients have had trouble mastering in the past. MY current object is to provide YOU with a means to win races and money with only rudimentary handicapping skills.

TOTAL ENERGY from the Energy Generator says to eliminate MISS with a TE (Total Energy) deficiency of 5.05.

ENERGY GENERATOR -- ATM

CDX 11-17-96 1 6 D

#	NAME	L	N	T	Total	R	DEF	Hid	R	Fx	R	%Med	E/EP	R	L/EP	R	ESP
1	COVER	3			165.54	2	0.34	65.04	2	65.72	7	69.24	78.26	3	75.69	2	EAR
2	MISS	1			160.83	7	5.05	63.96	5	66.14	5	69.91	76.91	6	73.67	7	EAR
3	SHAWK	2			162.84	6	3.04	65.67	1	66.04	6	68.28	77.04	5	75.42	4	PRE
4	DIAMO	1			165.30	3	0.58	63.39	7	66.85	2	69.75	78.35	2	75.27	5	EAR
5	AMAND	3			164.32	5	1.56	63.98	4	66.31	4	69.71	78.01	4	74.97	6	EAR
6	CHANT	1			165.88	1		63.41	6	67.12	1	69.47	78.45	1	75.65	3	EAR
7	SEABR	1			165.08	4	0.80	64.26	3	66.78	3	68.96	78.01	4	75.72	1	E/P

HI/LO Difference = 5.05 Average = 164.26

SEABR has the best Late Energy Potential (L/EP). CHANT, the Show Horse, is top E/EP with an E/L 1-3 balance. DIAM has NO L/EP, (5th). COVER, who placed, has a 3-2 E/L balance. E/L average BALANCES for the THREE in the money horses: SEABREEZE= 5. COVER = 5. CHANTING = 4. DIAM, the best of the rest has a 7, but is too early according to our CD profile. If you handicap CD for a while, you'll find that the track surface seems (at this time) to require a degree of BALANCE in sprints and mid-distance routes.

VITAL FACTORS--ATM

CDX 11-17-96 1 6 D

#	NAME	L	TOTAL	SC	R	E/DC	SCBL	3F	R	SPN	R
1	COVER	3	165.54	57.22	1(46.1)	98.87	1.00	50.93	3(32.2)	94.92	1
2	MISS	1	160.83	55.90	6(47.1)	96.43	3.00	48.40	7(34.0)	74.67	7
3	SHAWK	2	162.84	54.82	7(48.1)	98.08	9.00	51.65	1(32.0)	81.67	5
4	DIAMO	1	165.30	57.11	2(46.1)	94.37	4.50	50.00	5(26.2)	88.92	4
5	AMAND	3	164.32	56.35	5(46.4)	95.20	9.50	49.77	6(26.3)	78.67	6
6	CHANT	1	165.88	56.86	3(46.2)	93.68	6.75	50.65	4(26.0)	92.92	2
7	SEABR	1	165.08	56.49	4(46.4)	95.75	3.75	51.25	2(25.4)	90.92	3
	HIGH		165.88	57.22	(46.1)	98.87		51.65	(25.4)	94.92	
	LOW		160.83	54.82	(48.1)	93.68		48.40	(34.0)	74.67	
	AVE		164.26	56.39	(46.4)	96.06		50.38	(29.0)	86.10	

* = Wire to Wire

Early/Late Energy Potential Graph -- ATM

CDX 11-17-96 1 6 D

#	NAME	L N	EARLY R	LATE R	TOTAL R
1	COVER	3	78.26 3	75.69 2	165.54 2
2	MISS	1	76.91 6	73.67 7	160.83 7
3	SHAWK	2	77.04 5	75.42 4	162.84 6
4	DIAMO	1	78.35 2	75.27 5	165.30 3
5	AMAND	3	78.01 4	74.97 6	164.32 5
6	CHANT	1	78.45 1	75.65 3	165.88 1
7	SEABR	1	78.01 4	75.72 1	165.08 4

When we use ALL 7 horses, the winner only ranks THIRD on the SPN. I've said frequently that we've yet to handicap a race where the winner ranked LOWER than 3rd. This is a case in point. Not unexpectedly, the SPN'S for the Place and Show horses rank 1-2. Those seeking Exacta and Trifecta profits should WELCOME this kind of ranking. To date the biggest problem clients have had is finding PLACE and SHOW horses, a more difficult task than getting winners. This program should solve that problem.

With a reasonable contender elimination process, SEABRZ gets a SPN ranking of 2. However, considering the fruitless years we've spent trying to teach HANDICAPPING, we'll settle for a 3 ranking using EVERY HORSE IN THE RACE with no need for handicapping skill.

WITH DIAMOND

WITHOUT DIAMOND

	ADJUSTED	
	BOTTOM	BETTING
	LINE	LINE
	LS	ODDS
1 COVER	19.5	EVEN
2 CHANT	16.5	2-1
3 SEABR	12.0	7-2
4 DIAMO	11.0	4-1
5 SHAWK	6.5	8-1
6 AMAND	3.0	12-1
7 MISS	0.0	20-1

	ADJUSTED	
	BOTTOM	BETTING
	LINE	LINE
	LS	ODDS
1 COVER	20.5	EVEN
2 CHANT	17.5	EVEN
3 SEABR	16.0	2-1
4 SHAWK	7.5	7-1
5 AMAND	5.0	9-1
6 MISS	2.0	15-1

FIRST RACE
Churchill
NOVEMBER 17, 1996

6 FURLONGS. (1.083) CLAIMING. Purse \$20,900 (includes \$2,400 from the KDWOTB Fund.) Fillies and mares, 3-year-olds and upward. Weights: 3-year-olds, 121 lbs. Older, 123 lbs. Non-winners of two races since August 25, allowed 2 lbs. A race since October 13, 4 lbs. A race July 28, allowed 6 lbs. Claiming price \$17,500, for each \$500 to \$15,000, allowed 1 lb. (Races where entered for \$13,500 or less not considered.) Preference to horses that meet qualifications for stabling. (Day 19 of a 30 Day Meet. Showery. 53.)

Value of Race: \$20,900 Winner \$12,958; second \$4,180; third \$2,090; fourth \$1,045; fifth \$527. Mutuel Pool \$145,309.00 Exacta Pool \$182,062.00

Last Raced	Horse	M/EqL A.Wt	PP	St	1/4	1/2	Str	Fin	Jockey	Cl'g Pr	Odds \$1
2Nov96 6CD6	Seabreeze Empress	L 4	117	7	6	61	55	2nd 11 1/2	Zuniga J E	17500	4.60
6Nov96 3CD10	Cover Your Ears	Lb 3	115	1	3	11 1/2	1 1/2	11 2 1/2	Borel C H	17500	3.80
30Oct96 2CD4	Chanting Tudor	Lbf 8	112	6	1	31 1/2	21 1/2	32 1/2 34	Day P	15000	2.00
30Oct96 2CD6	Diamond Dream	Lb 3	117	4	4	41 1/2	4nd 42	4rk	McKnight J	17500	12.60
27Sep96 4TP2	Shawklit Lover	Lbf 4	117	3	5	51 1/2	62	62 1/2 52	D'Amico A J	17500	3.50
6Nov96 2CD1	Miss Genius	b 3	112	2	2	21	3rd 51	63	Woods C R Jr	15000	5.40
19Jun96 2CD8	Amanda Panda	Lb 3	113	5	7	7	7	7 7	Gryder A T	15000	32.10

OFF AT 1:10 Start Good. Won driving. Time, :22, :46 1/2, :58 1/2, 1:12 Track wet fast.

\$2 Mutuel Prices:

7-SEABREEZE EMPRESS	11.20	5.00	3.40
1-COVER YOUR EARS		4.80	3.60
6-CHANTING TUDOR			2.60
\$2 EXACTA 7-1 PAID \$51.60			

Another reason I never published that book for public consumption...

Here's an article sent to us by Nick Lonzifero of New Jersey

I find it shocking that Beyer had a losing 1996. I wonder how his confession was received by the Daily Racing Form and all those American Turf Monthly writers claiming a positive R.O.I. from the Beyer figures? H.S.

Selectivity, value are better choices

In a recent confessional column, Andy Beyer admitted that he will suffer a losing year in 1996. If Beyer, America's best known handicapper and horseplayer, can't win, what hope exists for the rest of us?



MIKE FARRELL
HORSE RACING

Welcome to hard times at the betting windows.

Beyer, author of a nationally syndicated column, several books on handicapping, and the speed figures in the Daily Racing Form that bear his name, blames several factors for the lost season. Takeout, as Beyer points out, is much too high. It is possible in the long run to beat the game and still lose because the takeout (the rake from the betting pool that goes to taxes, purses, and profit for the track or OTB operator) averages about 20 percent.

However, takeout is not a new variable. Handicappers have battled it for years and a small handful came out on the winning side. No, something else has come into play that is making it harder to win. That factor is the explosion in the quantity and quality of information and data available to the horseplayer.

As Beyer pointed out, horseplayers are not betting against the house but against each other. In the past, a handicapper could enjoy a winning edge by being a little sharper than the rest of the crowd. That edge has disappeared as speed figures, on-line data bases and handicapping software packages can turn any player into an expert. The "dumb" money thrown away in the past on hunch bets and on horses that couldn't possibly win is getting smarter and smarter.

So what is a horseplayer to do?

In the spirit of the holidays, here are two resolutions to keep in mind for the New Year. They won't guarantee success, but they will give the better a better chance of survival.

BE SELECTIVE — The sophisticated player knows you can't bet every race. You never could, if you hoped to win. Selectivity is even more important now than ever in the simulcasting era.

On a typical day, The Meadowlands Racetrack will offer full-card wagering on 10 or more tracks. On nights when Hong Kong is added to the menu, the action runs from noon nonstop to 5 a.m. the following morning.

Within that wide array of options, the player must narrow the focus to a couple of tracks. Pick the breed, harness or thoroughbred, where you have the best chance for success and concentrate on the tracks or circuits that you believe offer the best prospects for profit. Having narrowed the field, the bettor must then exercise even greater discipline by making only carefully selected spot plays.

That won't be as much fun as spraying money in all directions to cover as many tracks as possible, but winning — not action — must be the goal.

DEMAND VALUE — Never has value been a more critical consideration for the player. As bettors become better informed, a nice price on a solid selection is harder to find. The number of odds-on favorites is on the increase, knocking value for a loop. The bettor must resolve to stand firm in pursuit of a fair price. Expose your money only in those spots where rewards are commensurate with the risks.

As we all know, resolutions are easy to make but infinitely harder to keep. If we all exercise greater selectivity and demand better value for our betting dollars, we have a far better chance of still being in the game this time next year.

To all, a happy, a healthy, and a winning New Year.

Doc,

Thought
you'd get a
kick out of
this article —

Can't wait

to use

PL4 —

Happy Handicapping
New Year!!

Nick L

sounds like

Bottom Line Betting
to me?

It never ceases to amaze me that someone as intelligent as Andy Beyer, who writes with such clarity and wit, allows himself to be deluded by the erroneous notion that the "Track Take" is responsible for his losing. Between us, Mark Cramer and I thoroughly burst that "take" bubble. The odds you see on the tote are the *odds your get*. Don't like 'em, don't bet!

This article brings to mind two matters of great importance. The first directed to those who are indoctrinated with the idea that the Beyer figures are superior to anything else, including the Daily Racing Form Speed Rating and Variant. They are not. Further they've been proven less predictive by long range testing from several objective sources not associated with the Methodology. (Bayles SPORTSTAT, BRIS & TRACKMASTER). Results from these sources have been confirmed by over three hundred successful users of Pace Launcher 3 and now, Pace Launcher 4.

Our own SPN numbers are far superior. Not because I created the formula but because they rate contenders against each other in today's match up. Beyer Figures are arbitrary rating numbers given a horse with no consideration for the match up of today's event. That distinction should be of vital importance to all of you in light of our long emphasis on the significance of each given match up, coupled with Jim Bradshaw's almost monomaniacal devotion to its importance.

Further, the notion that an 83, or whatever, Beyer figure equates to par is just as ludicrous as Synergism using an 80 speed rating as an adjustment fulcrum. It seemed to work to a fair degree at the time only because there was nothing superior. Now there is.

The second matter that needs addressing - the subject of the VALUE article - is the optimal use of BOTTOM LINE/BETTING LINE. When Shane told me that some of you are ignoring its dramatic ability to spot overlays and are still just betting the top two Bottom Line horses, I needed an injection of Thorazine. Look at Nick's margin commentary next to the article; "Sounds like Bottom Line-Betting Line to me."

Pace Launcher 3 and now Pace Launcher 4 users are finding substantial win overlays, usually in the Top 3 Bottom Line selections. As a double check they confine their wagers to horses with double digit Bottom Lines. Only an occasional extremely high paying winner comes from lower than the top four.

Remember, BL/BL says: WIN ODDS ONLY. While the place horse is frequently in the top 2 and more often, the top 3 or 4, the Betting Line odds assigned to it are for its chances to win. So, don't expect the place horse to necessarily be an overlay. Just keep in mind the fact that Place horses often get higher ratings than winners.

The Pace Launcher series has produced more clients winning races and money than any other program. Take advantage of it. Don't just win races. All of our programs did that.

USE PACE LAUNCHER'S SUPERIOR TOOLS TO MAKE MONEY!!

Howard G. Sartin, Ph.D

The Psychology of Winning



This is the title of a seminal book about a branch of psychology that has leaped to the forefront only in the past decade. Most people view psychology as a field dealing with neurosis, mental illness, behavior and interpersonal relationship problems. Ironical that few people resent being labeled with a disorder involving any of the above; in fact many wallow in the attention it brings them. Yet, offer the average individual a diagnosis that questions the validity of their most cherished beliefs (opinions) and they respond with anger and often go more deeply into a logic-tight shell. Thus, this column is bound to create some enmity.

Mark Twain said, "It's difference of opinion that makes horse races." This was true back when he said it and it's true today. It is also true that *in horse race handicapping* it is difference of opinion that separates the winners from the non-winners. There are opinions that evolve from individual cognition, entailing a thorough examination of data through objective research. Then there are opinions born of momentary impulse or those based only on the spoken/written opinions of others, usually perceived as authority figures. Opinions that cannot survive a reality check are destructive. It is these kinds of opinions, accepted as authoritative fact that have contaminated the minds of the majority of "horseplayers" for generations.

For those of us seeking profit from handicapping this is good news. For victims of the contamination it is not! The pari-mutuel system demands that the majority must be

incorrect in order for us to make a profit. If our cognitive processes reflect majority "opinion" we are doomed to the same fate as the majority. It amazes me how many otherwise intelligent individuals cannot comprehend this. Perhaps it stems from childhood conditioning to the effect that: "The Majority is *always* right." Many still cling to this notion in the area of social intercourse but NOT in religion or politics. This is why Democrats are a vociferous minority about the make-up of both houses of Congress and Republicans rant against the election of the president. Religious sectarianism is similarly opinionated.

Religious and political opinions stem from emotional conditioning, then are justified through cognition. This is why no one ever really wins an argument over religion or politics. It is also the basis of that great old socially accepted saying, "I never argue religion or politics." I agree only because such arguments go absolutely nowhere!

When we encounter this kind of impasse in a purely cognitive field like successful handicapping it is quite another matter. Unlike politics or religion, handicapping procedures shouldn't be based on emotion. Unfortunately, all too often they are. In the lexicon of psychology the term *impasse* is synonymous with 'sick point'. The point at which therapist and client (patient) can progress no further because the client has retreated behind a wall of total resistance.

In therapy there are techniques to penetrate that barrier that work if the client will continue treatment. They won't work with the mass of "horseplayers" because they will abandon anyone attempting to penetrate their opinion barrier. Believe me. I know this from years of fruitless attempts to turn non-winners into winners when their non winning stemmed from opinions locked in logic tight compartments.

This Methodology is not, nor ever has been, based on *opinion*. I've never had a handicapping opinion. Frankly, I'm not even the least bit interested in the subject of handicapping, per se. The Methodology is therapy based and, as such, is concerned solely with result. The only result I have ever sought is to develop clients who succeed! This puts me at odds with almost every handicapping "expert" and even with many of our own teachers, past and present. That's not a criticism of them in any way. It is human nature to teach others to do things the way the individual teacher does it based on singular personal skills, experiences and techniques, most of which can be learned but not taught. Trying to teach "how I do it," is like offering a fledgling music student technique and style before the pupil has learned to master an instrument. I know handicapping instructors who enjoy tremendous success themselves but fail when trying to teach others how to duplicate it.

No teacher, including Buddha, Jesus, Mohammed or even Einstein, ever taught what might be termed as "providing the greatest good for the greatest number." History's most famous teachers, religious and secular, preached gospels based on personal convictions, most often inspired by a god figure.

This is also true of most handicapping instruction with the god figure most likely

to be a recognized and charismatic author whose status as an authority was achieved through a book filled with opinions and data that may now be obsolete. Tom Ainslie is a rare exception. His works are not tainted by emotionally derived opinion. Ray Taulbot and Huey Mahl also qualify. The bulk of their work remains timeless because it came from objective research and demonstrable results.

Since my singular goal has always been to develop a clientele of *winners*, not handicappers, I've focused on computerized procedures that will produce positive results for those who are unable or UNwilling to develop the kind of handicapping skills professed by a cadre of authoritative teachers. In order to maximize the effect of these procedures, I've minimized the need for many extraneous handicapping factors deemed essential by "conventional wisdom." This is not done based on opinion but on empirical result.

I do not defy conventional or mainstream wisdom just to be a contrarian. I do so because it works better for the greatest number.

It's from a pragmatic desire to help you that I address a few issues of Cognitive Psychology and learning. Shane alluded to one in his On Line column. We're often asked why we don't always include the Past Performance Charts in some of the races published in the Follow Up. The reason is simple. First they take up a lot of space and printing costs paid for by your subscription price. Secondly, with rare exception, the human mind is capable of absorbing only so much information in a given frame of time and space.

Cognitive Psychology research demonstrates that you will receive far more benefit from instructional material that's confined to one subject at a time as opposed to presentations with multiple lessons. Therefore, example races designed to help users interpret Readouts, deal only with that area of cognitive learning. When Past Performance lines appear ahead of readout material, most minds tend to focus on contender and paceline selection, discounting readout interpretation; perceiving individual trees and not the forest.

Another pertinent point made by Shane in On Line is that many clients want to argue against our contender-paceline choices despite the fact that they won the races in question. This is like saying after Brett Favre throws a forty yard touchdown pass, that he should have called a quarterback sneak. It is Loser Logic and very difficult to combat.

Long experience has taught me that the reason why some clients have failed to make optimal use of readouts is because they are hung up on internal dialogue questioning paceline-contender selection. When they can't (won't) accept or digest the readouts it's because their mind is clouded with nagging questions about contender/paceline selection.

Therefore, in many Example Races we simply enter every horse in the race from the best of its last three lines, comparable distance and surface (when there is a comparable distance and surface), letting the readouts expressly designed to perform other

separations, do their job. On those occasions when a field is so large that we don't enter all contestants, with rare exception we enter those with speed ratings plus variant that are within five of the highest SR+V.

In today's Methodology, designed to pinpoint winners in today's racing, it is far more important to fully comprehend and utilize your readouts than it is to quibble over contender-paceline selection. This is especially true for those downloading from the "HAT" programs we endorse. Daily experience tells us that in the majority of races the suggested (asterisk) lines are predictive. When this is not so, you have many readouts in our advanced programs designed specifically to pinpoint the line that will be most predictive in today's Match up.

Empirical evidence from hundreds of successful clients has proven that contender/paceline selection from one or both of the above procedures has created more winners than all the well intentioned contender-paceline guidelines combined that we offered in past years. This fact may be ego-bruising but fact it is!

I have learned to accept this sharp reversal of past instruction and advice. Once we thought that esoteric procedures for selecting contenders and pacelines were paramount. That was when winners came from a collection of past performance factors that were decidedly more orthodox than the realities we find today. It was also before we had developed our current, highly refined handicapping programs and the ability to download. We are now able to ignore old handicapping guidelines because we have computer generated readouts to pinpoint previously hidden factors that produce longer priced winners. This advanced technology serves to eliminate the reasons for most accepted mainstream guidelines through a number of built-in fail safe against many common errors in user judgment

The most dramatic of these advances deals with our purview of what constitutes a "playable race." For generations disseminators of "conventional wisdom" have weaned handicappers away from the kinds of races that offer the most profit because they couldn't be categorized by accepted guidelines. Those who are making optimal use of our advanced procedures are now making most of their key wagers and profit from races that most experts would tell us to avoid.

This is not an opinion. It is based on a wealth of written and telephonic testimonials from clients who are now handicapping and betting more races than ever before. You can see some in Vox Populi which is published to provide you with inspiration and not for self-aggrandizement. It can also be gleaned from messages sent by some users on the BRIS forum. These sentiments are also echoed by the experiences of Tom Ainslie, whose judgment on such matters I respect the most. Ainslie would like for us all to develop more solid handicapping skills, but he, even more than I, recognizes that such skills are rare and hard to achieve, especially by those who brag the most about having them.

The facts are irrefutable: the tools we've provided in the 90's are responsible for developing more winners of races and money than all previous efforts combined.


Profitable Handicapping is a consummation devoutly to be wished. It cannot be achieved by resting on past laurels or yesterday's guidelines, especially those dealing with contender-paceline selection and the "playable race."

In light of the above, perhaps you can understand why I am so saddened by clients who, despite all my Follow Up articles about the use Chaos math and other revolutionary conceptual advances made since 1989, complain that we don't give enough Follow Up space to outmoded procedures. They seem more interested in clinging to the familiar than they are in progressing and winning, not just races but money. You might be surprised at the letters I get asking WHY the formulae for current readouts, as well as most of our new handicapping guidelines, don't match what was in Modern Pace Handicapping or Pace Makes The Race. As I've said before, I'm not discounting those books, especially Brohamer's. However, we accept TODAY'S air and spacecraft for what they are without discounting the great contributions of those flying pioneers in the era of the Wright Brothers.

So let it be with handicapping instruction.

At the core of all functional psychological problems, be they mental illness or common neurosis, is psychic *stasis*: Remaining stagnant and refusing to emotionally, mentally grow beyond a given point in life. An unwillingness to accept realities imposed by change; a 'fixed frame of reference', as the Gestaltists call it. Ironical, isn't it, that so many persons will pay a therapist \$150 or more per hour to explore and correct causes of stasis and their negative effect on personality, yet some handicappers afflicted by the same disorder, will complain and resist the power of conceptual changes designed to cure the disorder of 'Non-winning'. These are the same persons who think handicapping success is based solely on information, mostly outdated, denying all obvious psychological aspects.

Cognition and Cognitive Psychology are clinically just as important as Behavioral Psychology. The fact of the matter is, *we behave* in direct accord with what *we perceive*. If our perceptions are contaminated so is our mind-set and capacity to function intelligently. It is this kind of MISperception that is responsible for people losing. By the same token, cognition and perception cleansed of contaminated opinion is what makes winners! Which alternative do you choose?



VOX POPULI

THE CLIENTS SPEAK

Dear Dr. Sartin:

Please upgrade my Pace Launcher to 4. PL3 has made me a considerable amount of money. I love it.

Have a very Merry Christmas and a Happy New Year.

H.H., Tennessee

...hope everyone is well and enjoying the holiday season.

Enclosed you will find a money order for another year's subscription to the Follow Up and to purchase Pace Launcher 4.

Thanks for the Follow Up. The research, the advanced programs and allowing me to participate in this wonderful experience. Looking forward to 1997 with renewed excitement.

God bless,
R.C., Canada

Dear O. Henry House,

Please send me the ... Pace Launcher 4 (with the new modeler/profiler Prof-Rater 2) program...

I wish all the O. Henry House staff season's greetings and a happy new year. I find the Follow Up journal very helpful, and to Dr. Sartin - keep up the good work. Your writings in the psychology is very good and has provided me inspiration to work hard. Thank you, Dr. Sartin.

Sincerely,
L.C., Canada

Dear Dr. Howard,

It must be six years ago, after having a computer virus attack on December 13th while playing at Fairplex, I found you only too helpful in replacing a wiped out Energy program...no questions asked. You even gave me the low down on anti-virus programs available.

How time flies! It's been ten years since I first started with Phase III on a hand held Sharpe. I was, in those days, eager to upgrade. Synergism, Synergism II, and KGEN. With each new program, my proficiency increased until I got Thoromation. Wow! I was at last a winner.

Each year my subscription to The Follow Up kept me abreast of your new advances onto the art of handicapping; but I stubbornly refused to take a step forward stating to myself "if it ain't broke, don't fix it".

Last week, something you said in (the) Follow Up made me realize that I'm no different than someone who refuses to accept winning because of a need to lose. It is like the Wright Brothers getting airborne the first time and continuing to fly the same plane over and over again at Kittyhawk rather than going on with new and better ways to do it. Others, of course, picked up on the idea and now we all enjoy the benefits of air travel.

What I'm getting to is this: Please send me a copy of Pace Launcher 4 with Prof Rater 2. I have enclosed a check with 7.75% sales tax included. I'm ready to board the Concorde.

Sincerely,
B.B., California

Dear Howard,

Merry Christmas and a Happy New Year to you and your wonderful staff.

I would like to order Pace Launcher 4 with Prof-Rater 2. The prospect of being able to measure performances from different race tracks with accuracy is especially appealing to me. I look forward to adding your brilliant discovery to my handicapping tool kit.

With reference to entering results charts to your latest program, I wonder if it will be possible to use the results format currently offered by BRIS.

Sincerely yours,
W.L., Nevada

Doc Comments: As of now we cannot enter the facts we need from either BRIS or TrackMaster. It's now being worked on.

To: Sartin Methodology, Inc.

RE: Pace Launcher 4 with Profiler

Enclosed is my check for Pace Launcher 4.

Please convey my thanks to Dr. Sartin and all concerned. This version of Pace Launcher looks to be a quantum advance. I am grateful for the many hundreds and thousands of hours it must have taken to develop this and the other programs.

Above all, please thank Dr. Sartin for being a true teacher. One can count the true teachers in one's life on one hand, and I am thankful the powers that be made Dr. Sartin one of them in my life.

Best Wishes,
T.H., Texas

Dear Doc:

...Please send me Pace Launcher 4. I have been using PL3 for a few months and am very pleased with the results and excited to hear of even more improvements.

Thank you,
L.L., California

PS I am paying for this with part of last week's profits from PL 3.

Wow!! After reading Follow Up issue #60 I can finally one-up the Great Sartino. I too am a child of the depression. As one of eight kids whose parents came from the old country I had to work summers on local truck farms on my knees 10 hours a day weeding carrots, parsnips...for the princely sum of 10 cents per hour. Never even got a dime for the movies. Ah, the good old days!! B.S.

Your most humble client,
H.P. Massachusetts

Doc Comments: I'm one-upped. Instead of parsnips and carrots, I hulled almonds.

Dear Howard, Shane

Pace Launcher 3 is very predictive. I've been using it 1.5 months. I could sense you were close to release of PL4. I can't wait to use it.

I've enclosed my personal check for PL4. Thank you so very much!

T.L., California

Doc Comments: How gratifying when someone sends us a check and then thanks US very much. We thank you TL for your continued faith and success.

...Please find enclosed a check for a copy of the new Pace Launcher 4. Yes, yes, I must have a copy of this program...

I sometimes ask how can you improve The Follow Up? But you sure did it with issue #60. The entire issue was just great. It answered many questions I had. The only problem is, how are you going to make the next issue better?

Please find enclosed a check also to extend my subscription as I don't want to miss any issues...

Thanking you in advance. Keep up your great work.
V.P., California

Dear Howard & Shane,
PL4 is better than GREAT!

Thank You,
T.L., California

Dear Howard & Staff,

I have enclosed a check for PL4. I've just got to have the Prof-Rater. I'm basically lazy when it comes to record keeping and P-Rater looks like just what I need.

From the little I've used PL3 I just love it. My 1st day back was for the BC. I had all the winners except Boston Harbor. Unfortunately the mutuals were low. In the classic Cigar and Alphabet Soup were my top two but I did not bet it because of the low odds on Cigar. In hindsight I should have taken a stand against him.

Keep up the good work. I'm continually amazed at how you keep developing new and better ways to look at a race and predict the outcome. Thank you so much.

D.M., California

Doc Comments: In a two horse method it seems logical to bet Cigar and the winner Alphabet Soup. All our new and better ways are for naught unless they're bet accordingly.

Doc:

Just caught a \$68.60 winner at GG - 11/16/96 - 6 R - Flying Chances just paid for this year's Follow Up. I'm also taking the wife out for lobster. Thanks for all your help.

J.S., Nevada

Doc & Staff,

For 20+ years I've wanted to have the bragging rights for having cashed a Pick-6 ticket. I've enclosed a copy of the IRS form as proof that it has come to pass. I couldn't have done it without your help.

I may cease being a humble character and start being more flamboyant and credit it to the Sartin transformation.

I have to go to the bank now and make a deposit.

One happy client,

H.N., Kansas

RE: Pace Launcher 3 & 4:

Great Program - great manuals.

Thank You

V.P., California

Dear Doc,

Please find enclosed \$25 for 2 seminar workbooks... As I have just returned to the flock after my auto accident I need to get "caught up" with the latest developments in the Sartin array of weapons!

Thanks for the 2 Follow Ups Doc - I can see I've been away too long! I did go to the off track center yesterday for the first time since my accident (July 1996). I used Thoromation - played Hollywood, Laurel and 1 race from Hawthorne. I hit 3 of 4 perfectas by boxing the top 3 on Thoromation - 2 top on Valance screen and top contra energy of those put into computer. I also had a \$160 Quinella at Hollywood plus 4 winners from 6 races I played. Not too bad for a come back. I walked out exactly \$300 ahead so I'm treating myself to some workbooks and can now afford my little grand daughter her Barbie Jeep!

Thank you for everything Doc,

J.B., Michigan

Dear Doc and staff

I wish all of you a Merry Christmas and Happy New Year.

Thanks for a great program (PL3). Received it on 12/7/96 and my first play at Turfway Park paid for it.

I would like to have the new PL4 program - money order enclosed...

Sincerely,

R.B., Nevada

Doc Comments: We're getting more and more testimonials like this. My 14 years of iconoclastic "nagging" is taking hold.

Dear Doc/Shane

Please renew my subscription to Follow Up. The "Best" Handicappers mag. Bar None.

Included is a check for my upgrade to PL4. If it is an improvement on PL3 I am really looking forward to it.

Keep cashing tickets. I will see you at the next seminar.

J.W., Colorado

Dear Shane,

... I need to share this with you folks. I took a trip to the Oregon coast a month ago. We took in a new casino in Lincoln City. The only thing I had with me was my 1360 pocket PC (with an old program). So I went to the off track betting section and after a day and a half of races I had 5 of 7 to win. This is betting two horses. I had 3 of 4 exacta. Not bad for one of your older, discarded programs.

Doc Comments: No doubt about it. The older, Phase 3 type programs still get winners. But with so many pirated versions out there, they tend to get lower priced winners. I wonder what his Ave. Mutuel was?

...A Great New Year to the Sartin Team,

Enclosed are funds to renew my subscription to the best investment journal out there, The Follow Up.

I look forward to the extra precision in modeling and profiling. With these extra tools I intend to make this year a year of profitable investing, exceeding previous profitable years.

Thanks for all your efforts,
N.C., California

Dear Dr. Sartin:

I am writing to order the new program, Pace Launcher 4.

I also would like to mention that PL3 is an excellent program and that it is a pity for me to part with it since I've done so well during the two months I had it. I wonder how much better I could do with PL4. Happy New Year!

Sincerely,
H.D., Canada

Doc Comments: Used as directed, you should get at least 2 more long priced horses in every 20 races.

Doc,

Happy New Year! I've not written to you in a while, but keep close contact by reading the Follow Up. Coming off solid Monmouth & Saratoga meets. I have taken a Fall break, but will start again with Gulfstream & Santa Anita. With BRIS Live Odds, downloading & winning is easier than ever. Phone betting makes it a pleasure. Conn OTB no longer deals with NJ, but the new Call-A-Bet at Ladbroke is the same service.

I have read your latest Follow Up #60 and cannot wait to use PL4. Enclosed is my check for the upgrade. Since I use PL3 often, I would appreciate it if I can send you the disk after) Happy Handicapping in 1997-

Thank You,
N.L., New Jersey

Dear Doc & Everyone;

Enclosed (my check) for update of PL3 to PL4. PL3's great, so PL4 must be fantastic!

Best,
C.W., Nevada

Dear Dr. Sartin:

Just a few lines to say I think Pace Launcher 3 is a great program.

Can't wait to see what the Pace Launcher 4 upgrade is like.

Hope to make one of your seminars this year.

Sincerely,
D.H., Kentucky

Dear Dr. Sartin:

Please upgrade my Pace Launcher to 4. PL3 has made me a considerable amount of money. I Love It.

H.H., Tennessee



Doc Sartin

COMMENTARY

Early Pace & Reality's Changing Paradigm

A concordance of all the articles and book chapters and statistics presented on Early Speed-Pace since 1975 would reveal that it has been the era's dominant subject. Dozens of authors have extolled the glories of wire-to-wire winners as garnered from results charts. They reported that 26% of all winners were horses taking the lead at the first call. At the time these winners paid well. Some still do, but the rub is, their past performance lines reveal little to indicate they can take the lead and never look back.

No author-expert ever clearly explained how to pick these winners from Past Performance lines. Most of them said to look for horses with an abundance of ONE'S in their first two or three calls. The more sophisticated said to look for contenders with the fastest second call. In 1981 Bob Heyburn wrote *Fast & Fit Horses* and included instructions for making a graph plotting potential 3rd fractions for these early runners. Unfortunately, 1981 was the dawn of the computer age and the idea of making pencil and paper graphs had little appeal.

Today, horses going wire-to-wire still win over 26% of all sprint races along with a fair share of routes. When there is ample evidence in their PP's to indicate that they can go wire-to-wire, they seldom earn a profitable mutuel. They pay double digit prices only when their early domination does *not* come from sources of "expert" information available to the majority of the "horseplaying" public.

There is nothing new in the mainstream's focus on early speed. Since the 1920's it has been virtually axiomatic that early speed or pace was gauged by 2nd call velocity or positions relative to final time. The only exception was Jule Fink's Speed Boys who looked for a fast break from the gate and a dominant first fraction. They even paid riders a cash bonus for breaking fast and leaving the field behind. Great names from the past like Ray Taulbot and Hugh Matheson and, from recent times, William Quirin, James Quinn and Andy Beyer, all viewed pace as second call and final time in their original writings on the subject. Quirin apparently gave up interest in racing. James Quinn, beginning with his book *Figure Handicapping*, discovered the existence of the final fraction. Beyer still ignores it.

The reason I endorse Taulbot's Pace Calculator in American Turf Monthly's ad for

the product is because it embraces Taulbot's definition of CLASS: a horse's ability to set or overcome the pace of the race against which it ran. Except for the Speed Boys, first fraction was ignored by early author-experts. Col. Bradley and Hugh Matheson weighted the value of the final fraction heavily; perhaps too heavily. The first author to even consider giving any value to the second fraction was Huey Mahl. We followed suit by incorporating it into our formulae as the "Hidden Fraction." We also called it "Turn Time." Even though the second fraction is not always run on a turn, people, for some reason, liked that term better than "Hidden." Turn Time became a generic term with the publication of Brohamer's Modern Pace Handicapping in 1990. Certain experts misinterpreted and misquoted Brohamer's references to it and exaggerated its value as a handicapping tool. One expert has even gone so far as to state that "Turn Time" is synonymous with "Ability" Time. It is *not*!

The chief value of the second fraction is that it lets us view how a contender achieved its second call. Viewing the second call as an entity by itself is less than optimal. A horse with declining SECOND FRACTION velocity may still have the best second call based on a very fast first fraction. But when it begins a decline in the second fraction it is usually a warning sign. Only horses that show a consistent tendency to make a big final fraction comeback win with this pattern. Early Pace is ideally the average of first and second fraction velocity/energy, *not* second call. Ignoring the second fraction was the weakness of our Phase I (TPR) and the old PBS numbers, which I never endorsed. They were nothing more than another name for a pace of horse version of Ray Taulbot's Pace Calculator.

We advanced the ability to determine Early Pace. First through my artificially contrived "Percent Early" formula. Then, after that was pirated, I introduced "Percent Median." Both of these concepts dealt more with Energy Expenditure than mere velocity. As a result, our ability to isolate Early horses escalated over the mainstream.

Now we have developed an even better way of discovering Early Pace potential with our new Early Energy Potential figures and graph. Test results on the efficacy of E/EP for detecting Early Energy potential (and L/EP for late), have been very exciting. E/EP produces a more precise evaluation of Early Potential than 2nd call or the average of first and second fraction whether translated into Velocity or Energy. Using E/EP in conjunction with Median Energy Percent provides us with an even more powerful corollary.

Why? Because E/EP is measured in energy exertion relative to today's Velocity/ Energy match up plus *true Class* as measured by Total Energy. There will still be surprises. Not all wire-to-wire and other horses who are dominant early will be revealed. Nothing works 100% of the time because horses are not machines and there is no such thing as an absolutely "precise" number in handicapping. Close approximation is as close as anyone will ever come to predicting the behavior of horses competing against each other. Still, the tools we have for predicting animal behavior are superior to those

psychiatry has for predicting human behavior. Horses are better bets than people.

Neither E/EP, L/EP are stand-alone numbers. Neither are the Sartin Pace Numbers (SPN). By stand alone I mean numbers that can be applied to a horse with no consideration of today's match up. Beyer, Kuck, BRIS, TrackMaster, etc., figures *are* stand alone. They offer a numerical rating for horses with no consideration for the match up. A 98 is a 98 and is better than an 89 even if the 89 horse has running style characteristics ideally suited to today's race and the 98 does not. Ours are the only ratings whose significance is determined by the actual match up of *today's* entrants.

My objection to stand alone ratings is that their users are so often disappointed when higher rated horses are defeated by those of apparently lesser quality because of the unique Strange Attractor influences inherent in the match up. The bottom line is: No horse can be accurately measured as an independent entity but can be rated only in relationship to the actual match up created by today's competition.

NOTE: Whenever I've offered something new, especially when it represents an advance beyond the scope of our original teachings and teachers, many clients choose to ignore the new and cling to the old. They seem to take the attitude that a lesson once learned, even if not optimal, is better than having to understand and accept a new paradigm. I can do little to change such a perspective; but the fact remains that since the advent of the Pace Launcher series more clients who were previous non-winners are winning both races and money. Not just a few more but an overwhelming majority. Yet we still get missives from those who say they won't get Pace Launcher because it makes them bypass Windows '95 software. Preferring Windows '95 software over software that helps users win more races and money than anything previous, represents the kind of insanity acceptable only to those who have so much money they don't care about winning. If they just want to play computer games they don't need me. My reason for entering this field was not to pander to self-indulgent game players but to offer serious help to non-winners who seriously wanted to WIN!

For those who do want to win more, here is just one example of how our new formulae and corollaries can isolate longer priced horses who win on the lead with little or no hint in their past performance lines.

Santa Anita's 1997 Winter Meet has featured a lot of wire-to-wire winners that won from non-wire-to-wire pacelines. In fact they won when several other contenders in the race did have wire-to-wire lines. One example is IMALL that paid \$30.20, \$11.80 and \$7.40, keying a \$182 Exacta. Looking at the PP's of all contenders, I don't understand why!

NOTE: This race was scheduled for the downhill turf course but was moved to dirt because of the weather.

8th say december 29 6.5f m47000 bun 6 1/2 FURLONGS thoroughbred fillies and
d mares 3 year olds and up ALLOWANCE rail at 30 feet Purse \$47000 (4:00) (13)

MOVED FROM TURF TO DIRT										1996	0	0	0	0	\$0	1995	0	0	0	0	\$0
OLE' SIS										1996	5	1	1	1	\$40450	1995	8	1	4	1	\$34965
21Nov96	HOL	wt	fC1m62500	5.5	21.3	44.4	57	103.2	4-2	5-4	3-3	4-7		83	87-14	CARRI,MADE	RACE	4-wide	t	6	
8Nov96	HOL	ft	fAlw38000	6.0	22.2	45.2	57.2	110	2-5	2-13	1-5	2-5	+	90	88-15	HONEY,OLE'	TANKS	Willingl		8	
29Feb96	SA	ft	fC1m62500	6.0	22	44.4	57	109.4	1-13	1-13	2-1.5	7-8		84	81-18	CEE'S,WESLE	LAGUN	Inside		8	
27Jan96	SA	fm	fAlw47000n	6.5	22.2	45.1	109.1	115.2	1-13	1-1	2-13	3-5		90	82-17	HILLW.COMPL	OLE'	Game	off	10	
7Jan96	SA	ft	fAlw42000	6.0	21.3	44.2	56.4	109.1	2-13	2-1.5	2-13	1-2		94	91-09	OLE'	BELLI,TABLE	Steady	h	10	
22Nov95	HOL	ft	fAlw34000	6.0	22	45	57	109.3	2-2.5	2-2.5	2-1.5	2-5		95	91-11	PROMO,OLE'	NICOL	Bid	hun	6	
3Nov95	SA	ft	fAlw37000	6.5	22.2	45	109.4	116.1	2-2	2-1	2-5	2-1.75		83	89-12	GRANT,OLE'	RAPID	Bid	out	6	
6Oct95	SA	ft	fMd32000	6.0	21.2	44.1	56.2	109.1	3-5	2-13	1-1	1-6.5		88	91-07	OLE'	MINIS,PYROM	Clearly	12		
19Sep95	FPX	ft	fMd32000	6.5	21.4	45.4	112.3	119.3	2-13	1-13	1-3.5	2-2.5		73	81-11	MERIA,OLE'	BIG F	Caught	l	9	
1Sep95	DMR	ft	fMd50000	6.0	21.4	44.3	57	109.3	1-13	1-13	1-13	3-4		84	89-07	MARTH,ATTRA	OLE'	Dueled		11	
BABEIN THE WOODS										1996	7	1	2	1	\$45700	1995	3	1	1	0	\$31700
23Nov96	HOL	gd	fAlw38000n	5.5	21.4	45	57.1	103.1	4-5	4-5.5	3-2	2-5	+	92	90-15	LITTL,BABEI	MISS	Inside	f	7	
3Nov96	SA	ft	fAlw40000n	7.0	22.4	45.3	110.1	122.4	2-2	2-5	4-2.5	4-4.5		86	83-12	TOGA	RATES,PASSI	Bid	wea	7	
24Oct96	SA	ft	fAlw37000n	6.5	22	44.3	109.2	116	1-1	1-1.5	1-3	1-4		87	90-14	BABEI,R AFF	VALID	Ridden	o	5	
30Oct96	SA	ft	fAlw37000n	6.0	21.2	44.2	56.3	108.4	2-4	2-2	1-1.5	2-3		88	91-13	TOGA	BABEI,BAR P	Led	out	6	
4Sep96	DMR	ft	fAlw42000n	6.5	22.1	45.1	110	116.2	3-2.5	2-13	2-1	5-6		80	83-10	BEAUS,TOGA	WASMI	Dueled	b	8	
2Feb96	SA	gd	fAlw42000n	6.0	21.4	45	57.3	110.2	4-5	4-2.5	5-7.5	7-15.5		71	70-21	WIDE	SHEZA,WASMI	Broke	ou	10	
6Jan96	SA	ft	fAlw42000n	6.5	21.3	44.3	109.1	115.4	5-2.75	2-5	2-5	3-3.75		86	89-11	KIDDE,DANCI	BABEI			6	
10Dec95	HOL	ft	fAlthea55k	6.0	22.3	45.1	57.1	109	2-5	2-13	2-2	2-3.5		92	91-09	RAW G,BABEI	SIYAN	Inside	d	6	
7Oct95	SA	ft	fMdSpWt	6.0	21.4	44.2	57.1	109.4	3-1.5	3-1.5	2-1	1-13		88	88-07	BABEI,BUBBA	GLAD'	Just	up	10	
9Jul95	HOL	ft	fMdSpWt	5.5	22.1	45.2	57.4	104.2	3-1	4-1	4-3.75	4-6.5		83	82-13	OCEAN,EASTS	COSMI	Off	a bi	6	
MAKE YOUR CALL										1996	4	1	0	0	\$21250	1995	9	1	3	2	\$55450
15Dec96	HOL	ft	fAlw34000n	6.0	22	44.4	57.2	109.3	1-5	1-3.5	1-4	1-2	+	89	91-08	MAKE	BELLE,SARAT	Inside		6	
1Dec96	HOL	ft	fC1w32000c	6.5	22	44.2	109.2	115.4	4-3.75	4-2.75	5-3.5	5-7		81	80-11	PROMO,JUST	QUEEN	Weakened		6	
26Oct96	SA	ft	fC1w32000	6.5	22	45.1	110.1	116.3	2-5	2-1	1-13	4-3.5		81	83-12	QUEEN,LITE	SIDEP	Dueled		7	
23Mar96	SA	ft	fAlw42000n	6.5	21.4	44.4	109.1	115.4	3-4.5	5-3.75	7-10	6-16.7		71	74-11	KINDR,DANAR	CHORD	Crowded		7	
16Dec95	HOL	ft	fAlw34000n	6.0	23	47	59	111.1	5-3.25	3-1	3-2.5	4-10		74	74-23	STEPH,ROCKA	POPCO	No	late	7	
13Oct95	SA	ft	fAlw37000n	6.0	21.2	43.4	56	108.4	3-3	3-7.5	3-8	6-11		78	82-11	EXOTI,CARSO	MISS	Weakened		8	
4Sep95	DMR	ft	fAlw42000n	6.0	21.4	44	55.3	108.2	6-5.75	7-10	7-14	6-16		74	83-07	INTRE,VALID	WINNI	No	rally	7	
7Aug95	DMR	ft	fAlw42000n	6.0	22.1	44.3	56.3	108.3	2-13	3-1.5	4-3.5	5-9.75		84	88-07	RADU,STEPH	BLUSH	Dueled	b	8	
1Jul95	HOL	ft	fAlw40000n	6.0	21.4	44.4	56.3	109.2	4-2.5	5-2.25	4-1.75	2-1.5		87	91-09	SHOOT,MAKE	VALID	Game	try	6	
10Jun95	HOL	ft	fAlw40000n	6.0	21.3	44.3	57	109.3	3-1.5	2-1.5	2-13	2-2.5		88	92-08	RHAPS,MAKE	HARD	Led	cau	6	
RATES AN A										1996	17	2	4	5	\$50615	1995	5	1	1	3	\$5265
15Dec96	HOL	ft	fC1w40000	6.0	22	44.3	56.4	109.3	2-13	2-13	2-1	2-2	+	85	89-08	PROMO,RATES	JUST	Dueled		8	
23Nov96	HOL	yl	fAlw40000n	9.0	47.4	112.1	136.2	148.4	1-2.5	2-13	5-4.5	9-18		76	63-21	HOUSA,FAST	VENA	Speed	w	9	
3Nov96	SA	ft	fAlw40000n	7.0	22.4	45.3	110.1	122.4	1-2	1-5	1-1.5	2-2.5		89	85-12	TOGA	RATES,PASSI	Drifted		7	
11Oct96	SA	ft	fC1w25000	6.5	22	44.4	109.2	116	1-5	1-1	1-13	2-1		87	89-11	QUEEN,RATES	MARTH	Good	off	8	
31Aug96	DMR	ft	fC1w32000c	6.5	21.4	44.1	110.1	116.4	2-5	2-13	6-3.25	9-15.2		64	72-13	LEGAL,CEEFI	SARAZ	Dueled		10	
5Aug96	DMR	ft	fC1w50000	6.5	22	44.2	109.1	115.3	3-1.5	3-2.5	11-13	11-21		61	72-09	HINIK,IMALL	OUR G	Inside		12	
14Jul96	SOL	ft	fFairfield	6.0	22.1	45.2	57.1	109.2	4-2.5	3-5	3-5	3-1.5		89	95-06	NATAS,WAYCR	RATES	Wide	tri	7	
29Jun96	PLW	ft	fAlw27000n	5.5	21	44	56.3	103	3-1	2-3	2-4	3-3.5		84	91-08	LE FA,REGAL	RATES	Pressed		7	
15Jun96	GG	ft	fAlw30000n	6.0	21.2	43.2	55.1	108	2-13	2-5	3-4.5	3-8.5		81	90-05	AVENU,IN TH	JADE	Weakened		7	
28May96	GG	ft	fAlw30000n	6.0	21.4	44.1	56.3	110	2-13	2-13	2-5	4-5		91	89-14	LARK,IN TH	AVENU	Pressed		5	
CONTENTMENT										1996	5	0	0	1	\$6740	1995	7	2	3	1	\$84400
2Nov96	SA	fm	fAlw40000n	6.5	21.2	43.2	106.3	112.3	3-1.5	4-2.5	8-7	7-10.7		75	86-03	CAT'S,KLASS	ABOVE			8	
20Oct96	SA	fm	fAlw40000n	6.5	21.3	44	106.4	112.3	1-2	1-1	1-1	3-3.25	+	89	94-03	BLUSH,RIBOT	CONTE	Inside		7	
28Sep96	FPX	ft	fAlw37000n	8.5	23	46.3	111.2	143.3	1-1	2-1.5	4-7.5	6-14		78	78-10	KENET,LORD	WOODY	Inside		9	
30Aug96	DMR	ft	fAlw47000n	6.0	21.2	44	56.3	109.2	5-3.5	8-12	8-12	8-26		55	66-10	GRAB,HARD	LITTL	Done	ear	8	
4Aug96	DMR	ft	fAlw47000n	6.5	21.2	43.4	109.2	116	4-5.5	4-6.5	5-8	6-10.5		78	80-11	REALL,LITTL	BUCKA	Wide	ear	7	
16Aug95	DMR	ft	sRealgoodd	7.0	22.1	44.3	109	121.3	2-5	1-1	1-13	2-1		92	92-10	PROFI,CONTE	NATUR	Off	rail	6	
30Jul95	DMR	ft	fFleetTre	7.0	22	44.3	109.3	122.3	1-13	1-5	1-13	3-5		89	87-07	SOUND,TOP R	CONTE	Game	ins	6	
4Jul95	HOL	ft	fAlw40000	7.0	21.4	44.4	109.4	122.2	1-1	1-2	1-1.5	1-7.5		89	90-10	CONTE,BONJO	TIME	Inside		7	
18Jun95	HOL	ft	fMdSpWt	8.0	21.4	45.1	57.4	110.4	2-13	1-1	1-2.5	1-3.5		86	86-14	CONTE,VALIA	BRILL	Kept	to	9	
2Jun95	HOL	ft	fMdSpWt	6.5	21.4	44.4	109.2	115.4	3-2.5	3-5	2-1	2-2.25		92	88-12	JULIA,CONTE	SHOSH	Bid	out	7	

OUR GOLDEN PROMISE										1996	18	5	1	2	\$133800	1995	6	0	0	0	\$2525
12Dec96	HOL	my	C1m80000	8.5	24	47.4	112.2	144.1	4- 5	4- 1.75	5- 6	5- 10.5	79	89-21	CONED,NISS ,TOAST,Broke in	5					
23Nov96	HOL	gd	fAlw38000n	5.5	21.4	45	57.1	103.1	6- 8	6- 9.5	6- 8.25	5- 8.5	86	87-15	LITTL,BABEI,NISS ,No rally	7					
7Nov96	HOL	fm	fAlw46000n	8.5	24.2	48	111.4	140.3	4- 2	4- 3	5- 4	4- 4.5	85	88-07	GOULA,BOUCH,NEAR ,No late	6					
23Oct96	SA	ft	fC1m80000	8.0	23.2	46.4	111	135	3- 8	3- 2.5	2- .13	1- 2.5	88	92-08	OUR G,TOAST,COLLO,Confiden	4					
14Oct96	SA	ft	fAlw40000n	6.0	22	44.4	57	109.4	5- 10	5- 9	5- 7.5	4- 4.5	86	84-15	BELLE,TORCH,GENER,Off slow	6					
30Sep96	FPX	ft	fSrLasNina	6.5	21.4	45.1	110.1	116.2	6- 5	6- 3.75	4- 5.5	4- 6	85	93-09	GOULA,IMALL,SWEET,Forced i	8					
23Sep96	FPX	ft	fAlw36000n	6.5	21.4	45	110.4	117.1	4- 4.5	4- 5	2- 1	1- 3	90	95-09	OUR G,CAROL,WOODY,Drew off	5					
1Sep96	DMR	ft	fC1m50000	6.5	21.4	44.4	109.4	116.3	7- 8.75	7- 5.75	10- 7.75	8- 8	79	80-13	AVENU,LAURI,HONEY,Inside,	11					
5Aug96	DMR	ft	fC1m50000	6.5	22	44.2	109.1	115.3	10- 8.75	8- 7.25	5- 7.5	3- 8	81	85-09	HINIX,IMALL,OUR G,Along fo	12					
4Jul96	HOL	fm	fC1m50000	5.5	21.3	44.2	56.2	102.3	8- 5.5	9- 6.5	6- 2.5	3- 3.25	83	86-11	STREE,AVENU,OUR G,Brieflv	10					
R AFFAIR										1996	7	1	2	0	\$37650	1995	1	1	0	0	\$17050
27Nov96	HOL	fm	fAlw34000n	5.5	21.3	44.2	56.1	102.2	1- .5	2- .13	1- .13	1- .5	86	90-10	R AFF,CIELE,CHOIC, Gamely	10					
24Oct96	SA	ft	fAlw37000n	6.5	22	44.3	109.2	116	3- 1	2- 1.5	2- 3	2- 4	80	86-14	BABEI,R AFF,VALID,Stalked,	5					
4Sep96	DMR	ft	fAlw42000n	6.5	22.1	45.1	110	116.2	2- .13	1- .13	6- 6	8- 18.5	60	70-10	BEAUS,TOGA ,WASNI,Inside d	8					
19Aug96	DMR	ft	fAlw42000n	6.0	21.3	44.3	56.4	109	4- 4	3- 1	2- .13	2- 2.75	93	91-11	TEMPE,R AFF,BEAUS,Drifted	6					
5Aug96	DMR	ft	fAlw42000n	6.5	22	44.3	109.4	116	1- .5	2- .13	3- 1	4- 6	82	85-09	GRAB ,TOGA ,IN TH,Forced i	7					
24Feb96	SA	ft	fAlw42000n	6.5	21.2	44.2	110.1	116.4	2- 1.5	6- 6.5	9- 16	9- 23.5	54	62-14	STREE,SHEZA,TOOT , Faded	10					
28Jan96	SA	ft	fSantaYnez	7.0	22.2	45.3	109.3	122.3	3- 2	3- 2.5	6- 13	6- 25.5	58	63-15	RAW G,PAREJ,HIDDE,Gave way	6					
23Dec95	HOL	sy	fMdSpWt	6.5	22	45.1	110.3	117.1	1- 1	1- .5	1- .13	1- 1.5	86	83-14	R AFF,ICESE,PENNE,Inside d	9					
IMALLZEALDUP										1996	13	4	3	0	\$115300	1995	12	4	1	1	\$95065
8Dec96	GG	ft	fAlw33000n	6.0	21.1	43.2	56	109.1	4- 3	5- 3.5	5- 4	4- 2.25	82	91-08	LADY ,SARAL,LAURI,Wide str	7					
13Nov96	HOL	ft	fC1m25000c	6.0	22	45.1	57.4	110.4	2- .13	2- .5	2- 1	6- 5.25	78	80-14	CEEPI,PUNCH,REALL,Dueld,	8					
25Oct96	SA	ft	fTaisezYou	6.0	21.4	44.4	56.4	109.3	3- 1.5	5- 3.5	5- 7	5- 8.75	81	81-18	RAW G,MADAN,O'HAC,Lugged o	5					
12Oct96	SA	fm	fC1m80000	6.5	21.2	43.2	107.1	113.1	1- .5	2- .13	2- .13	6- 3	88	91-06	RACE ,ABSAI,ROSAR,Dueld,	9					
30Sep96	FPX	ft	fSrLasNina	6.5	21.4	45.1	110.1	116.2	4- 2	3- 1	2- 2.5	2- 4	89	95-09	GOULA,IMALL,SWEET,Wide 1st	8					
22Aug96	DMR	ft	fC.E.R.F.7	6.5	21.4	44.1	108.4	115.2	4- 2.75	5- 3.5	4- 5	2- 5	91	89-13	ADVAN,IMALL,O'HAC,Bit slow	5					
5Aug96	DMR	ft	fC1m50000	6.5	22	44.2	109.1	115.3	2- 1	2- 1	2- 1.5	2- 1.5	91	91-09	HINIX,IMALL,OUR G,Willingl	12					
19Jun96	HCL	ft	fC1m40000c	6.5	22	44.4	109.4	116.3	1- .13	1- .5	1- 1.5	1- 2	89	83-12	IMALL,PRIZE,TOAST,Clearly	7					
13May96	HOL	ft	fC1m40000	6.5	21.4	44.3	109.2	116	2- .5	1- .13	1- 1.5	1- 3.5	92	86-12	IMALL,SARAZ,SHINE,Inside,	6					
21Apr96	SA	ft	fC1m32000	6.0	21.3	44.3	57	110.1	3- 1	2- 1.5	2- 1	1- 2.75	86	87-11	IMALL,RUTH ,CORAZ,Clear, d	9					

When a race is moved from Turf to Dirt you don't have to re-enter lines. Merely go to the pre-entry set up screen and change the letter D to T. The readouts will be altered automatically.

EQUALIZED LINES

SAX 12-29-96 8 6.5 D

#	NAME	L	DIST	S	1stC	2ndC	3rdC	FnlC	BL1	BL2	BLS	BLF	SR	TV	ADJ	N	T
1	BABEI	1	6.5	D	21.3	45.0	109.4	115.4	5.00	5.50	2.00	5.00	86	15	0.5	3	1
2	MAKE	1	6.5	D	22.0	44.4	109.4	115.4	0.00	0.00	0.00	0.00	91	8	-1.0	1	✓
3	CONTE	2	6.5	D	21.3	44.1	108.2	115.4	0.00	0.00	0.00	3.25	88	3	-10.0	1	✓
4	OUR G	2	6.5	D	21.3	45.0	109.4	115.4	8.00	9.50	6.25	8.50	82	15	0.5	4	1
5	R AFF	1	6.5	D	21.2	44.2	108.4	115.1	0.00	0.13	0.00	0.00	94	10	-3.0	1	✓
6	IMALL	1	6.5	D	21.1	43.2	108.2	115.2	3.00	3.50	4.00	2.25	91	8	-1.0	3	✓
7	RATES	1	6.5	D	22.0	44.3	109.1	115.4	0.15	0.15	1.00	2.00	89	8	-1.0	2	✓

A NTL 3 GOING AGAINST 3
WIRE-TO-WIRE TYPE HORSES
THAT FIT THE MAINSTREAM'S
EARLY PROGNOSIS

ENERGY GENERATOR -- ATM

SAX 12-29-96 8 6.5 D

#	NAME	L	N	T	Total	R	DEF	Hid	R	Fx	R	%Med	E/EP	R	L/EP	R	ESP
1	BABEI	1	3	1	170.39	- 5	1.97	64.64	- 4	66.89	- 1	68.47	79.62	- 5	77.82	- 1	PRE
2	MAKE	1			170.67	- 3	1.69	64.92	- 1	66.18	- 4	68.89	79.85	- 4	77.63	- 4	E/P
3	CONTE	2			166.81	- 7	5.55	64.19	- 7	66.04	- 5	69.77	78.86	- 7	75.75	- 7	EAR
4	OUR G	2	4	1	169.74	- 6	2.62	64.83	- 3	66.87	- 2	68.30	79.35	- 6	77.71	- 3	PRE
5	R AFF	1			171.28	- 2	1.08	64.24	- 6	66.81	- 3	68.95	80.08	- 2	77.79	- 2	E/P
6	IMALL	1			172.36	- 1	1.84	64.29	- 5	65.66	- 7	70.05	80.80	- 1	77.42	- 5	EAR
7	RATES	1			170.52	- 4		64.91	- 2	65.85	- 6	69.24	79.92	- 3	77.35	- 6	EAR

HI/LO Difference = 5.55 Average = 170.25

Once we were wary of horses with a Percent Median of 70 or over.
We can now bet them when they have adequate adjusted Total Energy.

Using OUR GOLDEN's 2nd back would seem to eliminate it from Exacta consideration. Those choosing a more favorable line might get a higher ranking for the horse and win the Exacta. We didn't, but I'll bet there are those who did!

The point to make in using this race is that the winner, at odds of 14 to one, is projected by its E/EP (Early Energy Potential) as the horse most likely to take the lead and never relinquish it.

It is obvious that the racing public lacks our tools. Ironical, since our formulae have been pirated by others into computer programs more often than any other in history. In an effort to make mass sales, the pirates have disdained our more esoteric concept. Apparently they concluded that our most predictive readouts were too advanced for mass comprehension. They focused on those Compound Pace Ratings that were universally predictive, circa 1982-84: EP, SP, AP. They are not concerned that these readouts no longer produce winners that pay above average mutuels.

Otherwise, how could they let a #1 ranked Total Energy (class) horse with the #1 EARLY POTENTIAL in a sprint go off at odds of over 14-1. Was it because it last raced at Golden Gate? It's really a southern California horse where it earned speed ratings equal or better than its 91 at GG. Perhaps it had *lower* Beyer numbers; they seem to exercise great influence on the tote. Its SPN (Sartin Pace Number) ranks it 2nd behind R AFFAIR. Or, maybe it was because of its last (8th) ranking on the BRIS numbers. It ranked second on BOTTOM LINE/BETTING LINE, projected Value 2-1, actual payoff, a \$30.20 overlay.

I fervently hope that this race and others like it in the Follow Up and from your own records, will convince you that yesterday's contender and paceline selection guidelines are obsolete. I once endorsed and followed them myself, but my ego was not so wed to them that I refused to accept change. The public is still following them, betting on favorites like BABEINTHEWOODS. Apparently the public has no way of knowing that, on a track and at a distance favoring Early, BABE only ranks 5th on Early Potential and is only 3rd ranked on our TRUE CLASS barometer, ADJUSTED Total Energy.

The horse is #1 E/EP with no recent line to project it as a potential wire-to-wire winner.

VITAL FACTORS--ATM

SAX 12-29-96 8 6.5 D

#	NAME	L	TOTAL	SC	R	E/DC	SCBL	3F	R	SPN	R
1	BABEI	1	170.39	57.77-	6(45.4)	95.87	5.50	53.72-	2(30.4)	86.42-	3
2	*MAKE	1	170.67	58.77-	4(45.0)	98.17		53.09-	4(31.0)	91.17-	2
3	CONTE	2	166.81	58.15-	5(45.2)	97.36		50.42-	7(32.4)	74.67-	6
4	OUR G	2	169.74	57.05-	7(46.1)	95.57	9.50	53.80-	1(30.3)	83.17-	5
5	R AFF	1	171.28	58.96-	3(44.4)	96.25	0.13	53.18-	3(31.0)	92.92-	1
6	IMALL	1	172.36	60.02-	1(44.0)	97.51	3.50	51.63-	6(32.0)	91.17-	2
7	RATES	1	170.52	59.01-	2(44.4)	98.61	0.15	52.45-	5(31.2)	85.17-	4
	HIGH		172.36	60.02	(44.0)	98.61		53.80	(30.3)	92.92	
	LOW		166.81	57.05	(46.1)	95.57		50.42	(32.4)	74.67	
	AVE		170.25	58.53	(45.1)	97.05		52.61	(31.2)	86.38	

* = Wire to Wire

A lot of clients refuse to handicap or wager when tracks are other than Fast. For those with an anxiety neurosis this is probably okay. But let's face it, holding out for ideal conditions and for horses with the highest rated factors deemed by the mainstream as tantamount to winning, will land us on favorites and near-favorites.

If conventional handicapping guidelines produced a wealth of long shots they wouldn't be conventional. Mainstream represents a majority view. We all must know that the majority of winners pay single digit mutuels. Therefore to get double-digit mutuels we must deviate from conventional wisdom. That is the simplest of simple logic.

I've always been amused by those seeking EARLY horses from a Visual ESP determined by position calls. They seek a lone Early horse in order to capitalize on Quirin's old statistic for wire-to-wire horses. As I've previously mentioned, that statistic was based on result charts. Handicapping predictions must be made from Past Performance charts. The new E/EP and L/EP figures in Pace Launcher 4 are the strongest guides to EARLY-LATE potential yet devised.

In this race the closest we have to popular definition *lone Early* horses are the favorite, BABE, R AFFAIR and CONT, second and third favorites. You can see from the odds how the public misinterprets Early. Use this to your advantage. Getting double-digit mutuels in today's racing requires an understanding of the public's foibles and then going counter to them. IMALL hasn't gone wire-to-wire in its last eight races. (June 19 at HOL).

Early/Late Energy Potential Graph -- ATM

SAX 12-29-96 8 6.5 D

#	NAME	L	N	EARLY	R	LATE	R	TOTAL	R
1	BABE	1	3	79.62	5	77.82	1	170.39	5
2	MAKE	1		79.85	4	77.63	4	170.67	3
3	CONTE	2		78.86	7	75.75	7	166.81	7
4	OUR G	2	4	79.35	6	77.71	3	169.74	6
5	R AFF	1		80.08	2	77.79	2	171.28	2
6	IMALL	1		80.80	1	77.42	5	172.36	1
7	RATES	1		79.92	3	77.35	6	170.52	4

Early-Sustained BOTH/AND Difference Graphic -- ATM

SAX 12-29-96 8 6.5 D

#	NAME	L	N	%EARLY	%SUST
1	BABE	1	3	50.1	49.9
2	MAKE	1		54.1	45.9
3	CONTE	2		57.9	42.1
4	OUR G	2	4	47.5	52.5
5	R AFF	1		54.1	45.9
6	IMALL	1		58.1	41.9
7	RATES	1		56.3	43.7

COUNTER ENERGY-PLACE
(FROM PROFILE)

BOTTOM LINE -- BETTING LINE

SAX 12-29-96 8 6.5 D

		WIN ODDS ONLY			
		RAW		ADJUSTED	
	BOTTOM	BETTING		BOTTOM	BETTING
	LINE	LINE		LINE	LINE
	LS	ODDS		LS	ODDS
1 R AFF	19.0	EVEN	1 IMALL	15.5	2-1 - W \$30 ²⁰
2 IMALL	17.0	3-2	2 R AFF	15.0	2-1
3 MAKE	12.5	7-2	3 MAKE	12.5	7-2
4 BABEI	8.0	6-1	4 BABEI	10.0	9-2
4 RATES	8.0	6-1	5 OUR G	8.5	6-1
5 CONTE	7.0	7-1	6 RATES	8.0	6-1
6 OUR G	5.5	9-1	7 CONTE	0.0	20-1

3035—EIGHTH RACE. 6½ Furlongs. Purse \$47,000. Allowance. Fillies and mares, 3-year-olds and up. Note: Originally scheduled on the turf.

Index	Horse and Jockey	Wt.	PP	ST	¼	½	¾	Str.	Fin.	To \$1
2062	Imaltzealedup, R French.....	108	7	2	1 ^{hd}	1 ^{hd}	-	13	11¾	14.10
2254	Our Golden Promise, M Garcia.....	113	5	6	7	7	-	41½	24	6.70
2280	Rates An A, J Garcia.....	113	3	4	31	2 ^{hd}	-	23	35	10.90
2135	Babeinthewoods, A Sols.....	114	1	5	61½	62	-	52	44	1.40
1216	Contentment, L Pincay Jr.....	117	4	1	4 ^{hd}	5½	-	7	5 ^{nk}	5.70
2152	R Affair, C Nakatani.....	115	6	3	2½	34	-	3 ^{hd}	62½	3.40
2278	Make Your Call, N Chaves.....	113	2	7	52½	41½	-	62	7	7.30

Scratched — Amourosia (Fr), Belle Of Ack, Francisco Road, Highest Dream (Ire), Ole's Sis, Race Rosa (NZ).

8—IMALLZEALDUP.....	30.20	11.80	7.40
6—OUR GOLDEN PROMISE	5.80	4.80	
4—RATES AN A		5.00	

Off: 4:00 Time: :21.1 :44 1:09 1/5, 1:16 Track: Cloudy Good. Winner-b.f.3 Unreal Zeal- Kimco Lady.Tr-Jude T Feld Own-Miles V Feld. Mutuel Pool \$294,994.40. Exacta Pool \$209,139. Quinella Pool \$41,210. Trifecta Pool \$232,359. Pick Three Pool \$103,210.

\$2 EXACTA (8-6) PAID \$182.00	\$2 QUINELLA (8-6) PAID \$72.80
\$1 PICK THREE (3,6,8/4/8) PAID \$169.50	\$1 TRIFECTA (8-6-4) PAID \$804.10

3rd Example:

In the last race we demonstrated how to eliminate a horse by Total Energy Deficiency even though it won its last race. (MISS) We also were able to discount DIAM based on our CD Win Profile. However, if you don't keep a profile, that information is useless. Still, we want to provide you with a means for profitably winning races with a minimum of information. I suspect that once the bloom is off the bush, most clients won't keep profiles.

Since we publish so many example races that even some experts would consider "playable," I thought it might be fun to do one that butchers a few mainstream sacred cows. This is a Santa Anita Allowance race for three year olds, non-winner of a race other than maiden. The entrants come off lines from diverse tracks: Fairplex, Golden Gate, Del Mar, Hollywood. Only FOREST, the favorite, has a SA line. On top of everything else it's only a six horse field. We are told by those expounding "conventional wisdom" (1) to avoid three year old non-winners of one, except Maiden or Clm.; (2) To never use a FPX line for a SA race. I'm sure that those of you from other geographic areas have tracks, lines from which, experts tell you to avoid. (3) that multiple track shippers can be evaluated only through use of par times and par variants. (4) that six horse fields fall under the category "short field-short price." Two years ago we burst that bubble by isolating long shots in 5 and 6 horse fields all over North America.

With 4 strikes already against us, here is the race using all six entrants. All adjustments are the automatic ones made by the program itself.

8th sax january 3 6f h42000 bon 6 FURLONGS DIRT thoroughbred open 3 year olds ALLOWAN

CE Purse \$42000 (4:00) (8)

1	ZERO HENRY																																																																																																																																																																																																																																																																																																																																																																																																																																																																																																																																																																																																																																																																																																																																																																																																																																																																																																																																																																																																																																																																																																																																																																																																																																																																																																																																																																																																																																																															
---	------------	--	--	--	--	--	--	--	--	--	--	--	--	--	--	--	--	--	--	--	--	--	--	--	--	--	--	--	--	--	--	--	--	--	--	--	--	--	--	--	--	--	--	--	--	--	--	--	--	--	--	--	--	--	--	--	--	--	--	--	--	--	--	--	--	--	--	--	--	--	--	--	--	--	--	--	--	--	--	--	--	--	--	--	--	--	--	--	--	--	--	--	--	--	--	--	--	--	--	--	--	--	--	--	--	--	--	--	--	--	--	--	--	--	--	--	--	--	--	--	--	--	--	--	--	--	--	--	--	--	--	--	--	--	--	--	--	--	--	--	--	--	--	--	--	--	--	--	--	--	--	--	--	--	--	--	--	--	--	--	--	--	--	--	--	--	--	--	--	--	--	--	--	--	--	--	--	--	--	--	--	--	--	--	--	--	--	--	--	--	--	--	--	--	--	--	--	--	--	--	--	--	--	--	--	--	--	--	--	--	--	--	--	--	--	--	--	--	--	--	--	--	--	--	--	--	--	--	--	--	--	--	--	--	--	--	--	--	--	--	--	--	--	--	--	--	--	--	--	--	--	--	--	--	--	--	--	--	--	--	--	--	--	--	--	--	--	--	--	--	--	--	--	--	--	--	--	--	--	--	--	--	--	--	--	--	--	--	--	--	--	--	--	--	--	--	--	--	--	--	--	--	--	--	--	--	--	--	--	--	--	--	--	--	--	--	--	--	--	--	--	--	--	--	--	--	--	--	--	--	--	--	--	--	--	--	--	--	--	--	--	--	--	--	--	--	--	--	--	--	--	--	--	--	--	--	--	--	--	--	--	--	--	--	--	--	--	--	--	--	--	--	--	--	--	--	--	--	--	--	--	--	--	--	--	--	--	--	--	--	--	--	--	--	--	--	--	--	--	--	--	--	--	--	--	--	--	--	--	--	--	--	--	--	--	--	--	--	--	--	--	--	--	--	--	--	--	--	--	--	--	--	--	--	--	--	--	--	--	--	--	--	--	--	--	--	--	--	--	--	--	--	--	--	--	--	--	--	--	--	--	--	--	--	--	--	--	--	--	--	--	--	--	--	--	--	--	--	--	--	--	--	--	--	--	--	--	--	--	--	--	--	--	--	--	--	--	--	--	--	--	--	--	--	--	--	--	--	--	--	--	--	--	--	--	--	--	--	--	--	--	--	--	--	--	--	--	--	--	--	--	--	--	--	--	--	--	--	--	--	--	--	--	--	--	--	--	--	--	--	--	--	--	--	--	--	--	--	--	--	--	--	--	--	--	--	--	--	--	--	--	--	--	--	--	--	--	--	--	--	--	--	--	--	--	--	--	--	--	--	--	--	--	--	--	--	--	--	--	--	--	--	--	--	--	--	--	--	--	--	--	--	--	--	--	--	--	--	--	--	--	--	--	--	--	--	--	--	--	--	--	--	--	--	--	--	--	--	--	--	--	--	--	--	--	--	--	--	--	--	--	--	--	--	--	--	--	--	--	--	--	--	--	--	--	--	--	--	--	--	--	--	--	--	--	--	--	--	--	--	--	--	--	--	--	--	--	--	--	--	--	--	--	--	--	--	--	--	--	--	--	--	--	--	--	--	--	--	--	--	--	--	--	--	--	--	--	--	--	--	--	--	--	--	--	--	--	--	--	--	--	--	--	--	--	--	--	--	--	--	--	--	--	--	--	--	--	--	--	--	--	--	--	--	--	--	--	--	--	--	--	--	--	--	--	--	--	--	--	--	--	--	--	--	--	--	--	--	--	--	--	--	--	--	--	--	--	--	--	--	--	--	--	--	--	--	--	--	--	--	--	--	--	--	--	--	--	--	--	--	--	--	--	--	--	--	--	--	--	--	--	--	--	--	--	--	--	--	--	--	--	--	--	--	--	--	--	--	--	--	--	--	--	--	--	--	--	--	--	--	--	--	--	--	--	--	--	--	--	--	--	--	--	--	--	--	--	--	--	--	--	--	--	--	--	--	--	--	--	--	--	--	--	--	--	--	--	--	--	--	--	--	--	--	--	--	--	--	--	--	--	--	--	--	--	--	--	--	--	--	--	--	--	--	--	--	--	--	--	--	--	--	--	--	--	--	--	--	--	--	--	--	--	--	--	--	--	--	--	--	--	--	--	--	--	--	--	--	--	--	--	--	--	--	--	--	--	--	--	--	--	--	--	--	--	--	--	--	--	--	--	--	--	--	--	--	--	--	--	--	--	--	--	--	--	--	--	--	--	--	--	--	--	--	--	--	--	--	--	--	--	--	--	--	--	--	--	--	--	--	--	--	--	--	--	--	--	--	--	--	--	--	--	--	--	--	--	--	--	--	--	--	--	--	--	--	--	--	--	--	--	--	--	--	--	--	--	--	--	--	--	--	--	--	--	--	--	--	--	--	--	--	--	--	--	--	--	--	--	--	--	--	--	--	--	--	--	--	--	--	--	--	--	--	--	--	--	--	--	--	--	--	--	--	--	--	--	--	--	--	--	--	--	--	--	--	--	--	--	--	--	--	--	--	--	--	--	--	--	--	--	--	--	--	--	--	--	--	--	--	--	--	--	--	--	--	--	--	--	--	--	--	--	--	--	--	--	--	--	--	--	--	--	--	--	--	--	--	--	--	--	--	--	--	--	--	--	--	--	--	--	--	--	--	--	--	--	--	--	--	--	--	--	--	--	--	--	--	--	--	--	--	--	--	--	--	--	--	--	--	--	--	--	--	--	--	--	--	--	--	--	--	--	--	--	--	--	--	--	--	--	--	--	--	--	--	--	--	--	--	--	--	--	--	--	--	--	--	--	--	--	--	--	--	--	--	--	--	--	--	--	--	--	--	--	--	--	--	--	--	--	--	--	--	--	--	--	--	--	--	--	--	--	--	--	--	--	--	--	--	--	--	--	--	--	--	--	--	--	--	--	--	--	--	--	--	--	--	--	--	--	--	--	--	--	--	--	--	--	--	--	--	--	--	--	--	--	--	--	--	--	--	--	--	--	--	--	--	--	--	--	--	--	--	--	--	--	--	--	--	--	--	--	--	--	--	--	--	--	--	--	--	--	--	--	--	--	--	--	--	--	--	--	--	--	--	--	--	--	--	--	--	--	--	--	--	--	--	--	--	--	--	--	--	--	--	--	--	--	--	--	--	--	--	--	--	--	--	--	--	--	--	--	--	--	--	--	--

#	NAME	L	DIST	S	1stC	2ndC	3rdC	FnlC	BL1	BL2	BLS	BLF	SR	TV	ADJ	N
1	ZERO	3	6.0	D	22.0	46.0	58.4	111.4	3.00	0.50	1.50	2.50	75	12	-2.0	2
2	MAGNF	2	6.0	D	21.4	44.2	56.2	109.1	1.00	5.00	4.00	4.00	89	10	0.0	3
3	WHIT	1	5.5	D	22.1	45.2	57.4	104.0	0.00	0.00	0.00	0.00	91	15	0.5	1
4	CROWN	3	6.0	D	22.1	45.2	58.0	111.0	0.00	0.00	0.00	0.00	81	11	-3.5	1
5	FORx	1	6.0	D	22.2	45.3	56.4	109.2	0.00	0.00	0.00	0.00	92	8	-2.0	1
6	FORST	3	6.0	D	21.1	44.1	56.4	109.2	2.00	0.15	0.00	5.25	85	10	-3.0	2
7	BULLT	1	6.0	D	21.4	44.4	57.1	109.3	0.15	0.15	0.00	0.00	91	14	1.0	1
8	BULE	3	5.5	D	21.4	44.4	57.0	103.1	0.15	0.50	5.50	16.70	80	9	-0.5	2

EQUALIZED LINES

SA 1-3-97 8 6 1

#	NAME	L	DIST	S	1stC	2ndC	3rdC	FnlC	BL1	BL2	BLS	BLF	SR	TV	ADJ	N
1	ZERO	3	6.0	D	22.0	46.0	58.4	111.4	3.00	0.50	1.50	2.50	75	12	-2.0	2
2	MAGNF	2	6.0	D	21.4	44.2	56.2	109.1	1.00	5.00	4.00	4.00	89	10	0.0	3
3	WHIT	1	5.5	D	22.1	45.2	57.4	104.0	0.00	0.00	0.00	0.00	91	15	0.5	1
4	CROWN	3	6.0	D	22.1	45.2	58.0	111.0	0.00	0.00	0.00	0.00	81	11	-3.5	1
5	FORx	1	6.0	D	22.2	45.3	56.4	109.2	0.00	0.00	0.00	0.00	92	8	-2.0	1
6	BULLT	1	6.0	D	21.4	44.4	57.1	109.3	0.15	0.15	0.00	0.00	91	14	1.0	1

FOREST is the favorite so I show the extracted 6 furlong from route line and its sprint 3 back. Shane bet and won this race using FORRE and from 3 back. He's dubious of Maiden win lines on off tracks. I entered Shane's lines and the best line for both horses. Best puts BULLET right on top. Using FOREST'S sprint within the route line, an Xtracted 109:2 6 furlongs (Turf) defies the fact that it couldn't handle a 109:2 in its best sprint (Dirt). However, a lot of you would use the extracted line. Since I'm trying to teach winning, not handicapping, I'll go with the X line just to demonstrate how much latitude and room for user error is allowed in Pace Launcher 4.

I assume that the crowd, endowed with "conventional wisdom," discounted MAGNIF'S \$24,000 AW race because it was at Golden Gate and allowed it to go off at 27.5 to one, couldn't have been based on "recency" rules. The other contenders, with the exception of BULLET, have been off for a while. Its 89 SR at 6 furlongs, Auto adjusted down to a SA 87, is more than adequate and better than any except for BULLE'S last race and FOREST'S Xtracted line.

FOREST is the favorite so, in keeping with our policy, we'll give it every benefit of the doubt and use that dubiously fast sprint Xtracted according to our procedure, from its 8 furlong Turf route last out. In real life I would not do this because its Turf fractions are much faster than dirt. I use the line only to show how you can make mistakes and still profit with Pace Launcher 4!

We used a FPX line for ZERO. This gives me a chance to expand on the *On Line With Shane* explanation of how to enter a Speed Rating when using a line from a slower track of less than a mile for races run at a major mile oval on the same circuit. There are very few circumstances like this. In fact FPX is the only track I know of that qualifies. Don't use the published SR. Enter a 0 for Speed Rating. When asked "SR from (1) XXX or (2) OTHER?" Do not, in this case only, use OTHER. Say it's from the same track, otherwise you'll get a PLUS adjustment of between a 9 and 13. Such an adjustment rarely applies and should be accepted only when the FPX runner has been competing against far superior stock and shown that it can run extremely well on major track surfaces.

My first step after using alternative lines is to look at Bottom Line/Betting Line to help me decide which lines to keep.

WIN ODDS ONLY					
RAW			ADJUSTED		
	BOTTOM LINE LS	BETTING LINE ODDS		BOTTOM LINE LS	BETTING LINE ODDS
1 BULLT	20.5	EVEN	1 BULLT	22.0	EVEN
2 FORx	17.0	3-2	2 FORx	17.0	3-2
3 MAGNF	13.0	3-1	3 MAGNF	11.0	4-1
4 FORST	12.0	7-2	3 WHIT	11.0	4-1
5 WHIT	5.0	9-1	4 FORST	8.5	6-1
6 BULE	3.0	12-1	5 BULE	4.0	10-1
7 CROWN	2.0	15-1	6 ZERO	0.0	20-1
7 BUL2	2.0	15-1	6 CROWN	0.0	20-1
8 ZERO	0.0	20-1	6 BUL2	0.0	20-1

No problem here. We could stop right now. Even with duel lines the \$57.00 winner comes up as a four to one bet behind BULLET and FORRE'S dubious Xtracted line. Run to the window!

Once we settle on using BULLET'S best race, another questionable decision, we go to the Engen and discover that the winner has the second highest (after Bullet) Total Energy (Class). So if the mob discounted MAGNIF because of class it was badly mistaken.

ENERGY GENERATOR -- ATM

SA 1-3-97 8 6 D

#	NAME	L	N	T	Total R	DEF	Hid R	Fx R	%Med	E/EP R	L/EP R	ESP
1	ZERO	3	2		164.82- 6	6.83	64.09- 6	66.57- 2	69.34	78.05- 6	75.38- 6	EAR
2	MAGNF	2	3		171.45- 2	0.20	64.79- 3	66.35- 5	68.86	80.11- 2	77.91- 3	E/P
3	WHIT	1	1		169.85- 4	1.80	64.95- 2	66.45- 4	68.60	79.48- 3	77.55- 4	PRE
4	CROWN	3	1		166.30- 5	5.35	64.53- 5	66.14- 6	69.33	78.54- 5	75.88- 5	EAR
5	FORx	1	1		170.31- 3	1.34	65.55- 1	66.79- 1	67.65	79.32- 4	78.34- 1	SUS
6	BULLT	1	1		171.65- 1		64.66- 4	66.46- 3	68.88	80.18- 1	77.97- 2	E/P

HI/LO Difference = 6.83 Average = 169.06

To add coals to the fire, MAGNF ranks second on SPN, ahead of FOREST.

VITAL FACTORS--ATM

SA 1-3-97 8 6 D

#	NAME	L	TOTAL	SC R	E/DC	SCBL	3F R	SPN R
1	ZERO	3	164.82	57.01- 8(46.2)	96.32	0.50	50.54- 7(26.1)	74.67- 6
2	MAGNF	2	171.45	58.56- 4(45.0)	97.00	5.00	53.39- 3(24.4)	92.17- 2
3	*WHIT	1	169.85	58.23- 5(45.2)	97.82		53.34- 4(18.3)	90.67- 3
4	*CROWN	3	166.30	57.62- 6(45.4)	97.66		51.00- 6(25.4)	74.67- 6
5	*FORx	1	170.31	57.59- 7(45.4)	98.17		55.09- 1(24.0)	90.67- 3
6	FORST	3	169.73	59.22- 1(44.3)	96.37	0.15	51.08- 5(25.4)	84.42- 4
7	BULLT	1	171.65	59.06- 2(44.4)	97.36	0.15	53.42- 2(24.4)	98.42- 1
8	BULE	3	167.87	58.76- 3(45.0)	97.20	0.50	50.17- 8(19.4)	80.67- 5

HIGH	171.65	59.22	(44.3)	98.17	55.09	(18.3)	98.42
LOW	164.82	57.01	(46.2)	96.32	50.17	(26.1)	74.67
AVE	169.00	58.26	(45.2)	97.24	52.26	(23.3)	85.79

* = Wire to Wire

Look at the E/EP, L/EP and the balance:

Early/Late Energy Potential Graph -- ATM

SA 1-3-97 8 6 D

#	NAME	L	N	EARLY R	LATE R	TOTAL R
1	ZERO	3	2	78.05 6	75.38 6	164.82 6
2	MAGNF	2	3	80.11 2	77.91 3	171.45 2
3	WHIT	1	1	79.48 3	77.55 4	169.85 4
4	CROWN	3	1	78.54 5	75.88 5	166.30 5
5	FORx	1	1	79.32 4	78.34 1	170.31 3
6	BULLT	1	1	80.18 1	77.97 2	171.65 1

BALANCE FOREx 4-1 = 5 BULLET 1-2 = 3 MAGNF 2-3 = 5. None of the others come close. MAGNF'S line score of 18 ranks 3rd but is 4 points higher than the nearest contender and over 14 points better than the also runs. After settling on one pace line per horse. Here is BL/BL

#	NAME	L	N	T	EPR	LPR	CPR	TT	HID	FW	FX	LS	RANK
1	ZERO	3	2		5	6	6	6	6	5	5	39	6
2	MAGNF	2	3		3	2	3	3	3	2	2	18	3
3	WHIT	1	1		2	4	4	2	4	3	3	22	4
4	CROWN	3	1		4	5	5	5	5	4	4	32	5
5	FORx	1	1		4	1	2	4	1	3	2	17	2
6	BULLT	1	1		1	3	1	1	2	1	1	10	1

WIN ODDS ONLY

RAW			ADJUSTED		
	BOTTOM	BETTING		BOTTOM	BETTING
	LINE	LINE		LINE	LINE
	LS	ODDS		LS	ODDS
1 FORx	22.0	EVEN P	1 BULLT	22.5	EVEN S
2 BULLT	21.5	EVEN S	2 MAGNF	18.0	EVEN W
3 MAGNF	18.0	EVEN W	3 FORx	17.0	3-2 PL
4 WHIT	13.0	3-1	4 WHIT	14.0	2-1
5 CROWN	7.0	7-1	5 CROWN	3.0	12-1
6 ZERO	2.0	15-1	6 ZERO	0.0	20-1

3071—EIGHTH RACE. 6 Furlongs. Purse \$42,000. Allowance. 3-year-olds.

Index	Horse and Jockey	WL	PP	ST	1/4	1/2	3/4	Str.	Fin.	To \$1
8384	Magnificent Marks, M Pedroza	115	2	2	3hd	35	-	35	12 1/2	27.50
2054	Forest Valley, D Flores	117	5	5	4 1/2	1hd	-	1hd	2 1/4	1.30
2246	Bullet Train, A Solis	115	6	1	1hd	2hd	-	2hd	3 1/2	2.00
(1148)	Zero Henry, R Pfau	118	1	4	5 1/2	42	-	410	4	14.20
7463	White Bronco, L Pincay Jr	117	3	8	2 1/2	5	-	Eased		3.20
1116	Crowned Kris, K Desormeaux	116	4	3	8	Pulled up	dnf			10.70

2—MAGNIFICENT MARKS	57.00	11.00	3.00	✓
6—FOREST VALLEY	3.40	2.00		
7—BULLET TRAIN		2.00		

Off: 4:01 Time: :21.3 :44.3 :57 1:10 2/5, Track: Cloudy Good. Winner-ch.g.3 Bucky Raj-Marana Gold. Tr-Michael, A Mollica Own-IS Longo. Mutuel Pool \$275,597.30. Exacta Pool \$210,963. Quinella Pool \$35,358. Trifecta Pool \$207,758. Pick Three Pool \$95,123.

\$2 EXACTA (2-6) PAID \$162.00 ✓
 \$1 PICK THREE (6/7/2) PAID \$632.70
 \$2 QUINELLA (2-6) PAID \$36.20
 \$1 TRIFECTA (2-6-7) PAID \$165.00 ✓

Anatomy of a Problem Race

Guest Analyst: Robert Phillips
with an assist from Shane...

Let's travel to Florida and Gulfstream Park with our host Robert Phillips who wishes he had the same problem southern California clients experience: Short fields. At Gulfstream his headache comes from trying to get viable contenders from fields that are too large. On top of that problem, he encounters shippers from all over: GP, other Florida tracks, Suffolk, reopened Rockingham, Woodbine in Canada, Meadowlands, Monmouth, Keenland, Turfway Park, Arlington, Hawthorn, Aqueduct, Belmont, Churchill, and Laurel.

Before the Pace Launcher Series we would have been hard pressed to make proper adjustments in such fields. We could do it and were able to win but, not with the degree of confidence we have with Pace Launcher 3 and Pace Launcher 4. It's *confidence level* that determines the size of our wagers.

Phillips notes that Rockingham (RKM) is not listed on our Track Class sheet. Until otherwise determined, RKM is level 7, along with Suffolk. Gulfstream is level 2, so the penalty for SUF & RKM is 5.

Master handicappers may be able to narrow 12 and 11 horse fields down to 5 but most of us mere mortals cannot. Robert and Shane had to labor to get the contention in the first race down to SEVEN and the 2nd race down to NINE. I'm only thankful that we've come beyond the stage of having to do APV and Class and can go right to the nitty gritty via the Engen, Vital Factors and especially SPN to narrow the fields.

Here is what confronted Robert and Shane when making betting decisions for WIN and the DAILY DOUBLE.

8 JACK'S HOPE											1997	0	0	0	0	\$0	1998	18	1	1	7	\$14500
30Dec96	CRC	ft	C1m18000	7.0	23	46	111.2	125	6-5	7-9	7-13	7-11.5	73	73-18	MANKA, PICK, PHIDI, No excus	7	73-18	MANKA, PICK, PHIDI, No excus	7	73-18	MANKA, PICK, PHIDI, No excus	7
7Dec96	CRC	ft	C1m8000	7.0	23.3	48.1	114.1	126.3	6-4.5	4-3.5	1-3.5	1-10	91	77-25	JACK, RUNAW, SWEET, 4-wide,	8	77-25	JACK, RUNAW, SWEET, 4-wide,	8	77-25	JACK, RUNAW, SWEET, 4-wide,	8
2Dec96	CRC	ft	C1m10000	8.5	24.1	49.3	115.1	149	6-4.25	5-4	3-2.5	3-3.5	86	70-26	SCOOB, APPON, JACK, Bid insi	9	70-26	SCOOB, APPON, JACK, Bid insi	9	70-26	SCOOB, APPON, JACK, Bid insi	9
18Nov96	CRC	ft	C1m6250c	7.0	23.2	46.3	112.2	126.1	6-4.25	8-5.5	5-3.5	4-.5	80	78-19	FORBY, ASHLE, APPON, Late ral	9	78-19	FORBY, ASHLE, APPON, Late ral	9	78-19	FORBY, ASHLE, APPON, Late ral	9
2Nov96	CRC	ft	C1m12500	7.0	22.2	45.4	112	125.1	7-9.25	5-5.5	3-1.5	3-2.75	83	81-18	MANKA, ROUGH, JACK, Lacked a	9	81-18	MANKA, ROUGH, JACK, Lacked a	9	81-18	MANKA, ROUGH, JACK, Lacked a	9
8Sep96	CRC	ft	C1m12500	8.0	24.3	48.3	113.3	140	5-4.75	5-8	5-9.5	5-14.5	82	72-21	CONFI, BONBO, BESIL, Failed t	7	72-21	CONFI, BONBO, BESIL, Failed t	7	72-21	CONFI, BONBO, BESIL, Failed t	7
24Aug96	CRC	ft	C1m12500	8.0	23.3	47.2	113	139.2	7-10	5-2.5	2-4	3-3.75	91	86-13	DINNE, BONBO, JACK, Weakened	7	86-13	DINNE, BONBO, JACK, Weakened	7	86-13	DINNE, BONBO, JACK, Weakened	7
18Aug96	CRC	ft	C1m12500	7.0	23.2	46.2	111.3	124.4	4-5.5	3-6	4-3.25	3-1.75	92	84-17	SEATT, BOOTS, JACK, ,	6	84-17	SEATT, BOOTS, JACK, ,	6	84-17	SEATT, BOOTS, JACK, ,	6
22Jul96	CRC	ft	C1m25000	7.0	22.1	45.1	110.1	123.3	6-13	6-11	6-12	6-10.5	79	82-14	CODE, LUCY, GENTL, No facto	6	82-14	CODE, LUCY, GENTL, No facto	6	82-14	CODE, LUCY, GENTL, No facto	6
7Jul96	CRC	fm	C1m20000	8.5	0	0	0	143.2	6-9.75	6-7.5	8-14	8-11	79	79-18	TOO G, TIFFA, SECRE, No facto	8	79-18	TOO G, TIFFA, SECRE, No facto	8	79-18	TOO G, TIFFA, SECRE, No facto	8
9 SOLO BE BRIGHT											1997	0	0	0	0	\$0	1998	19	3	1	4	\$17843
16Nov96	CRC	ft	C1m8000c	8.0	24.4	48.4	114.1	141.3	7-10	5-8	5-7.5	5-2.25	80	77-21	SEATT, BOOTS, BUFAL, Failed t	8	77-21	SEATT, BOOTS, BUFAL, Failed t	8	77-21	SEATT, BOOTS, BUFAL, Failed t	8
27Oct96	CRC	ft	C1m12500	8.5	24	48.3	113.4	146.3	7-7	7-4.75	5-12	5-12.7	78	73-22	MR. C, BUFAL, REQUE, No threa	7	73-22	MR. C, BUFAL, REQUE, No threa	7	73-22	MR. C, BUFAL, REQUE, No threa	7
6Oct96	CRC	ay	C1m8000c	8.0	23.4	47.3	113	140.4	7-17	5-7.5	4-4.5	1-.75	88	83-15	SOLO, KNIGH, BOOTS, Driving	7	83-15	SOLO, KNIGH, BOOTS, Driving	7	83-15	SOLO, KNIGH, BOOTS, Driving	7
2Sep96	CRC	ft	C1m6250c	8.5	23.2	47.1	112.2	146.2	9-22	9-7.75	2-.13	1-1	85	87-13	SOLO, KNIGH, ELL'S, ,	10	87-13	SOLO, KNIGH, ELL'S, ,	10	87-13	SOLO, KNIGH, ELL'S, ,	10
11Aug96	CRC	ft	C1m6250	7.0	22.3	46.1	112.3	126.1	1-.13	2-.13	1-1	3-2.5	82	76-15	SKINN, DARK, SOLO, ,	9	76-15	SKINN, DARK, SOLO, ,	9	76-15	SKINN, DARK, SOLO, ,	9
2Aug96	CRC	ft	C1m6250	7.0	23.1	46.4	112.2	125.4	3-2	2-.5	3-4	3-5.5	80	75-22	STRIK, HONES, SOLO, ,	8	75-22	STRIK, HONES, SOLO, ,	8	75-22	STRIK, HONES, SOLO, ,	8
26Jul96	CRC	ft	C1m8000	7.0	22.4	46	112	125.2	5-2.5	4-1.5	6-2.25	4-4.75	81	78-16	MANKA, ROUGH, SEATT, Late ral	8	78-16	MANKA, ROUGH, SEATT, Late ral	8	78-16	MANKA, ROUGH, SEATT, Late ral	8
6Jul96	CRC	ft	C1m10000	8.5	24.2	49	113.4	146.2	2-1	2-2.5	2-6	4-10	78	77-19	COUNT, RUNAB, BONBO, Weakened	6	77-19	COUNT, RUNAB, BONBO, Weakened	6	77-19	COUNT, RUNAB, BONBO, Weakened	6
24Jun96	CRC	ft	C1m10000	7.0	23.1	46.1	111.2	124.3	1-.13	2-.5	3-2	4-2.5	77	84-11	MANKA, LUCK, STRIK, Weakened	7	84-11	MANKA, LUCK, STRIK, Weakened	7	84-11	MANKA, LUCK, STRIK, Weakened	7
13Jun96	CRC	ay	C1m12500	8.5	24.3	48.4	114	147.3	4-7	4-5	7-11	7-12	74	69-18	EXPAN, PROSP, MONEV, Stopped	7	69-18	EXPAN, PROSP, MONEV, Stopped	7	69-18	EXPAN, PROSP, MONEV, Stopped	7
10 DEE RAN											1997	0	0	0	0	\$0	1998	19	2	8	1	\$18455
5Nov96	CRC	ft	C1m18000	8.0	22.2	46	59	112.3	3-1	2-.13	2-.13	2-.06	91	84-23	G COL, DEE R, SAN T, Just mia	6	84-23	G COL, DEE R, SAN T, Just mia	6	84-23	G COL, DEE R, SAN T, Just mia	6
26Oct96	CRC	ft	C1m25000	6.0	22	45	58	111.4	4-3	4-3.5	4-4.5	4-2.75	83	85-14	SUM M, G COL, DIRTN, Belated	7	85-14	SUM M, G COL, DIRTN, Belated	7	85-14	SUM M, G COL, DIRTN, Belated	7
7Oct96	CRC	ay	C1m25000	6.0	22.1	45.3	58	111	3-1.5	3-1.5	3-2.5	3-2.75	89	89-21	G COL, SUM M, DEE R, Lacked a	6	89-21	G COL, SUM M, DEE R, Lacked a	6	89-21	G COL, SUM M, DEE R, Lacked a	6
15Sep96	CRC	ft	C1m25000	6.0	22	45.1	58	111.2	4-4	4-2	3-1.5	1-1.75	98	90-20	DEE R, G COL, SUM M, Rddn out	5	90-20	DEE R, G COL, SUM M, Rddn out	5	90-20	DEE R, G COL, SUM M, Rddn out	5
28Aug96	CRC	ft	Alw19250n2	8.0	24.2	47.3	112.3	139.4	4-8.5	4-5.5	5-4	8-5.75	80	82-09	LYCOR, RAMIT, SLORT, Gave way	7	82-09	LYCOR, RAMIT, SLORT, Gave way	7	82-09	LYCOR, RAMIT, SLORT, Gave way	7
18Aug96	CRC	ft	C1m25000	6.0	22	45.1	57.3	111.1	4-2.5	3-3	3-2.5	2-1.75	89	89-17	ARBIT, DEE R, G COL, ,	6	89-17	ARBIT, DEE R, G COL, ,	6	89-17	ARBIT, DEE R, G COL, ,	6
27Jul96	CRC	fm	Alw18250n2	8.5	23	46.4	110.1	141.2	5-3.5	7-10	7-20	7-18.5	69	76-10	STERL, TIGHT, OR NO, No facto	7	76-10	STERL, TIGHT, OR NO, No facto	7	76-10	STERL, TIGHT, OR NO, No facto	7
12Jul96	CRC	ft	Alw17700n2	7.0	22.3	46.1	113	126	5-4.5	6-3.25	4-4.25	4-5.5	82	74-17	SWORD, ON NO, SIR B, ,	6	74-17	SWORD, ON NO, SIR B, ,	6	74-17	SWORD, ON NO, SIR B, ,	6
23Jun96	CRC	ft	Alw17700n2	7.0	22.3	45.3	111	124.3	7-3.75	6-2.5	3-2.5	2-2.5	84	84-14	DANCI, DEE R, BULLE, ,	7	84-14	DANCI, DEE R, BULLE, ,	7	84-14	DANCI, DEE R, BULLE, ,	7
13Jun96	CRC	ay	Alw17700n2	6.0	21.3	44.4	57.4	111.3	7-6.75	5-5	4-6.5	4-4.5	85	84-12	R. CO, SIR B, GRAYS, ,	7	84-12	R. CO, SIR B, GRAYS, ,	7	84-12	R. CO, SIR B, GRAYS, ,	7
11 WATCH ME GLITTER											1997	0	0	0	0	\$0	1998	5	1	1	0	\$9995
13Apr96	HIA	fm	Alw15000n1	9.0	0	0		149	5-4.5	9-5.75	7-8	6-10	75	78-06	PARAM, SHEL, SIR M, Tired	11	78-06	PARAM, SHEL, SIR M, Tired	11	78-06	PARAM, SHEL, SIR M, Tired	11
31Mar96	HIA	ft	Alw15000n1	8.5	24	47.3	111.2	144	4-3.5	3-3.5	3-6	5-8.5	85	82-09	LAUGH, PARAM, TRADI, Faded	10	82-09	LAUGH, PARAM, TRADI, Faded	10	82-09	LAUGH, PARAM, TRADI, Faded	10
4Mar96	GP	ft	C1m25000	7.0	22.4	46	111.3	124.2	3-1.5	3-1.5	2-3	2-5.75	77	76-17	RUNWA, WATCH, EL BI, ,	7	76-17	RUNWA, WATCH, EL BI, ,	7	76-17	RUNWA, WATCH, EL BI, ,	7
25Jan96	GP	wt	C1m32000	6.0	22.4	46.1	59	112.3	4-4.5	4-7.5	8-13	8-15.2	60	62-28	PRIMA, WORLD, VALID, Gave way	9	62-28	PRIMA, WORLD, VALID, Gave way	9	62-28	PRIMA, WORLD, VALID, Gave way	9
8Jan96	GP	ft	Md32000	6.0	23.1	47.4	101.2	115	2-.5	3-.5	1-.5	1-.25	77	65-28	WATCH, FLAME, FORKL, ,	10	65-28	WATCH, FLAME, FORKL, ,	10	65-28	WATCH, FLAME, FORKL, ,	10
16Dec95	CRC	ft	Md25000	5.0	22.1	47.1		100.3	1-.5	1-.13	2-.5	4-3.75	80	82-15	RUNWA, IN TH, PAID, Weakened	9	82-15	RUNWA, IN TH, PAID, Weakened	9	82-15	RUNWA, IN TH, PAID, Weakened	9
12 STEADY KID											1997	0	0	0	0	\$0	1998	12	4	3	0	\$36473
12Dec96	WO	ft	C1m20000	8.5	23	47	112.4	145.4	2-.5	1-.13	2-.13	2-5.5	93	74-35	REGAL, STEAD, COUNT, Good off	12	74-35	REGAL, STEAD, COUNT, Good off	12	74-35	REGAL, STEAD, COUNT, Good off	12
4Dec96	WO	ft	C1m10000	7.0	22.4	45.3	110.4	123.3	1-.13	2-.13	1-1	1-3	92	85-17	STEAD, CERTA, HAWK, Driving	10	85-17	STEAD, CERTA, HAWK, Driving	10	85-17	STEAD, CERTA, HAWK, Driving	10
1Nov96	WO	ft	C1m12500	6.0	22.1	45	57.4	111.2	7-4.75	6-8.5	7-9	4-8	78	78-24	ONE T, GREY, HAWK, No bid	8	78-24	ONE T, GREY, HAWK, No bid	8	78-24	ONE T, GREY, HAWK, No bid	8
20Oct96	WO	ft	C1m20000	7.0	22.2	44.4	110.3	124.4	2-1	3-3	4-5.25	5-4	89	75-26	DESER, GO PO, HAWK, Inside t	10	75-26	DESER, GO PO, HAWK, Inside t	10	75-26	DESER, GO PO, HAWK, Inside t	10
15Sep96	WO	ft	Alw24900n2	7.0	22	44	108.2	121.2	4-4.25	5-8	8-16	8-19	78	77-08	LOVE, REBME, JUBAR, Stalked,	9	77-08	LOVE, REBME, JUBAR, Stalked,	9	77-08	LOVE, REBME, JUBAR, Stalked,	9
22Aug96	WO	ft	C1m20000	7.0	23	45.1	110	123.1	2-.13	2-.13	1-.13	2-.06	87	87-12	STARK, STEAD, YONGE, Missed l	6	87-12	STARK, STEAD, YONGE, Missed l	6	87-12	STARK, STEAD, YONGE, Missed l	6
10Aug96	WO	ft	Alw8000s	6.5	22.4	45.3	111.1	118	5-1.25	4-3	3-1	1-.5	88	87-14	STEAD, HALLM, GOLD, Rallied	8	87-14	STEAD, HALLM, GOLD, Rallied	8	87-14	STEAD, HALLM, GOLD, Rallied	8
31Jul96	WO	tr	C1m25000	7.0	22.2	45.3	110	122.3	3-.25	4-2.25	7-5.25	6-7.5	78	80-12	THUND, ARBAL, RED F, Stalked,	10	80-12	THUND, ARBAL, RED F, Stalked,	10	80-12	THUND, ARBAL, RED F, Stalked,	10
12Jul96	WO	ft	C1m20000	7.0	22.4	45.4	110.3	123.1	5-3	4-2.5	2-4	2-6.25	82	81-14	STILL, STEAD, SILVE, Wild bid	6	81-14	STILL, STEAD, SILVE, Wild bid	6	81-14	STILL, STEAD, SILVE, Wild bid	6
16Feb96	GP	ft	C1m16000	7.0	22.3	46.1	111.3	125	1-.13	1-.13	2-.13	1-.13	96	79-24	STEAD, COOL, LUCKY, ,	12	79-24	STEAD, COOL, LUCKY, ,	12	79-24	STEAD, COOL, LUCKY, ,	12

EQUALIZED LINES

GPX 1-11-97 1 7 D

#	NAME	L	DIST	S	1stC	2ndC	3rdC	FnlC	BL1	BL2	BLS	BLF	SR	TV	ADJ	N	T
1	PRIME	3	7.0	D	22.1	45.2	110.3	124.0	1.00	2.00	5.50	9.00	74	20	7.0	3	
2	IRISH	1	7.0	D	23.0	46.0	111.2	125.0	5.50	7.50	7.25	4.25	74	18	7.0	4	1*
3	PICK	1	7.0	D	23.0	46.0	111.2	125.0	1.50	5.00	2.00	0.25	78	18	7.0	2	1*
4	TRADE	3	7.0	D	22.4	46.2	111.2	124.1	1.50	4.50	4.50	5.75	76	20	7.0	3	
5	JACK'	2	7.0	D	23.3	48.1	114.1	126.3	4.50	3.50	0.00	0.00	70	25	10.5	2	
6	DEE R	1	7.0	D	22.3	46.1	111.3	125.1	1.00	0.13	0.13	0.06	77	23	8.5	1	
7	STEAD	2	7.0	D	22.4	45.3	110.4	123.3	0.00	0.13	0.00	0.00	85	17	0.0	1	

RACE 2:

2nd gpx january 11 7f k29000 con 7 FURLONGS DIRT thoroughbred open 4 year olds and up
ALLOWANCE Purse \$29000 (1:27) (11)

SONSAM											1997	0	0	0	0	\$0	1996	17	1	2	1	\$7155
21Dec96	CRC	ft	Alw20100n1	6.0	22.4	46.4	59.2	112.2	7- 5.5	5- 6.5	4- 7.5	5- 6.5	* 81	78-19	SIBER,FORTR,ROBYN,	Wide	9					
7Dec96	CRC	ft	Alw18100n1	7.0	23	47.1	114.1	127.2	1- .5	1- 1.5	4- 4	4- 9	72	64-25	MANGO,PEACE,MADD	Gave way	8					
25Nov96	CRC	ft	C1m10000n2	7.0	23	47	114.1	128.1	2- .5	1- .5	1- .13	2- .5	76	68-24	RIGGE,SONSA,MACAJ,Held on	9						
14Nov96	CRC	ft	C1m10000n2	6.0	22.3	46.3	59.3	113.2	5- 2.5	5- 6.5	5- 6.75	2- 1.25	76	79-16	GLITT,SONSA,HEAM	Rallied	7					
2Nov96	CRC	ft	C1m10000n2	7.0	22.2	46.1	113.1	127.1	2- .13	2- 1.5	5- 3.5	6- 5.75	65	69-18	DARN,MACAJ,OCALA,	Faded	11					
20Oct96	CRC	ft	C1m10000n2	8.5	23.2	47.4	112.4	146.1	2- .13	2- 1.5	7- 15	8- 14	70	74-10	DARN,MAN O,FROM,	Faded	11					
5Oct96	CRC	sy	C1m10000n2	8.5	24	48.4	114.3	148.2	2- 3	2- 3	4- 7.5	5- 11.2	69	66-19	BUCK,GOLD,PROUD,	Weakened	8					
24Aug96	CRC	ft	C1m10000n2	7.0	22.4	46	112.4	126.3	7- 5.5	9- 15	9- 10	8- 7	68	70-18	CAPTA,SHACK,UNREA,	No threa	10					
27Jul96	CRC	ft	Alw16800n2	7.0	23	46.3	112	125	2- 3	3- 4	6- 11	6- 10	78	75-18	GEE W,FLY J,SEARC,	Stopped	6					
8Jun96	CRC	fm	Alw17200n1	9.0	49.1	112.3	136.3	149.1	8- 8	12- 13	12- 13	12- 11	73	67-12	VILHE,CHEST,SHINI,		12					
2 RELOAD 'N REMOUNT											1997	1	0	0	0	\$165	1996	8	1	1	2	\$16245
23Jan97	CRC	ft	Alw22500n1	5.0	22.1	46		58.4	8- 4.75	8- 7	6- 7.5	5- 5.75	83	89-16	CHRIS,ROBYN,HIGHL,	No threa	9					
28Dec96	CRC	tr	Alw21700n1	9.0	46.3	110.1	135.1	148	5- 3.5	7- 7	12- 19	12- 24.5	66	59-16	CLEVE,CHEER,MACTO,	Stopped.	12					
15Dec96	CRC	ft	Alw19200n2	6.0	22	45.4	58.3	112	8- 3.5	5- 4.5	5- 9.5	7- 11.7	+ 74	75-20	RED W,CROIC,FAST	Gave way	11					
1Jun96	MTH	fm	Alw22000n1	8.5	23.4	47.3	111.3	143	3- 5.5	3- 3	3- 1	3- 1.25	80	82-18	MAKE,FLYIN,RELOA,	Willing	10					
26Apr96	HIA	fm	Alw15000n1	9.0	0	0		147.1	7- 7.75	4- 6.5	4- 7	2- 7.25	77	87-02	HALO,RELOA,TEE I,	Rallied	12					
25Mar96	HIA	fm	MdSpWt	8.5	0	0	0	142.2	4- 3.5	4- 3.5	5- 5.5	1- .25	77	90-05	RELOA,TANTE,HALLS,	Ridden o	12					
6Mar96	GP	ft	Md32000	8.5	24.2	48.3	113.3	145.2	3- 5	3- 2.5	3- 6.5	3- 9.5	76	71-17	MIRON,STEBB,RELOA,		10					
26Feb96	GP	ft	Md32000	7.0	22.4	46.1	111.3	124.4	2- .13	1- .13	2- .13	4- 2.75	78	77-18	POPUL,STANL,STEBB,		9					
26Jan96	GP	ft	MdSpWt	8.5	24.3	49.2	115	148.2	4- 5	6- 4.25	8- 11	8- 16	69	50-28	GREAT,COUNT,TONYA,	Inside.	12					
26Dec96	CRC	fm	MdSpWt	9.0	0	0		150.1	2- .5	2- .13	1- .5	3- 2.75	76	65-21	BACKW,FIREY,RELOA,	Weakened	10					
3 QUIET YANKEE											1997	0	0	0	0	\$0	1996	4	1	0	1	\$14473
17Nov96	LRL	ft	Alw21000n1	7.0	24.1	48.2	113	125.2	9- 6.5	10- 5.5	8- 5.25	5- 2.75	83	80-17	UKULE,CITY,VIRGI,	Blocked	10					
26Oct96	LRL	ft	MdSpWt	7.0	23	46.3	112	124.1	7- 11	6- 6.25	1- .5	1- 8	* 88	89-15	QUIET,BALLY,TALKI,	Very wid	7					
20Aug96	DEL	ft	MdSpWt	8.0	24.1	48.1	113.2	139	6- 3.25	2- 2	3- 4.5	4- 6.75	73	81-14	FUN T,SO WH,JUDGE,	Bid fade	7					
22Jun96	LRL	ft	MdSpWt	6.5	22	45.3	111	117.3	5- 3.5	4- 3	4- 2.5	3- 1.25	79	92-11	OUR O,NAWMO,QUIET,	Rallied	8					
23Nov96	LRL	ft	MdSpWt	5.5	22.3	47	59.4	106.1	3- 2.5	3- 1	3- 1.5	3- 2.5	82	85-16	IRISH,BAEDE,QUIET,	Evenly	8					
21Oct96	LRL	sy	MdSpWt	6.0	22.2	46.3	59.3	113	6- 5	2- 1.5	3- 1.5	2- 1.5	76	73-21	EESEE,QUIET,ROY B,	Hung	10					
4 BAR U BANDIT											1997	0	0	0	0	\$0	1996	17	1	4	3	\$28800
30Dec96	CRC	ft	Alw21100n1	7.0	22.3	46	111.4	125.3	6- 1.75	5- 3.5	4- 4	4- 1.75	+ 83	80-18	MADD,BOMBA,TOMMY,	4-wide,	9					
10Dec96	MED	ft	Alw20000n1	8.31	22.3	45.1	109.2	139.4	4- 13	4- 14	5- 9.5	4- 6.25	81	87-14	CRYPT,MAJOR,BLETC,	Even tri	6					
14Nov96	MED	yl	Alw20000n1	8.5	23	49	114.4	146.2	6- 2.75	5- 2.5	4- 4.5	2- 5.25	79	68-27	MY GI,BAR U,PITTS,	Up for p	12					
7Nov96	MED	fm	C1m20000	8.31	22.4	46.1	110.4	141.2	5- 8.5	3- 6.5	3- .5	2- .5	92	83-18	MR. S,BAR U,I BE,	Second b	12					
15Oct96	MED	yl	C1m20000	8.5	22	46.2	111.1	145	6- 7.5	4- 7	2- 7	3- 1	85	79-16	I BE,KATA,BAR U,	Finished	10					
4Oct96	MED	ft	Alw20000n1	8.31	23	47	112	142.3	3- 3	2- 4.5	4- 10	5- 11.5	72	67-12	KNOWN,UNREA,STAUN,	Tired	10					
14Sep96	MED	ft	C1m25000	8.0	22.4	46.1	112.2	139.2	4- 5.5	4- 3	3- 2	2- 2.75	81	78-18	CALL,BAR U,UNREA,	Second b	7					
2Sep96	MTH	fm	C1m40000	8.5	24.4	49.3	114	145.3	6- 3.75	6- 2.5	6- 4.5	7- 3	81	67-30	GOODB,DESIG,MR. S,	Even tri	10					
18Aug96	MTH	tr	C1m25000	8.5	23	47.1	112.1	146.1	5- 4.5	4- 3	3- 2	1- .5	84	67-29	BAR U,GLAS,GHOST,		9					
30Jul96	MTH	tr	C1m40000	8.5	24	48.4	113.4	146.2	4- 2	2- 1.5	5- 2.5	5- 4.75	75	61-31	BATON,DESIG,RAHSL,	Bid, tir	10					
5 TROOPER THORN											1997	0	0	0	0	\$0	1996	10	1	1	0	\$22605
29Nov96	CD	ft	Alw44200n1	7.5	22.4	46.1	111.1	130	4- 2.5	4- .5	6- 9.5	7- 14.2	77	81-09	BLUEG,SURRO,DUKE,	Dueled,	12					
17Nov96	CD	wf	Alw40200n1	7.5	23	46	111.3	131.1	2- .13	2- 1	2- 1.5	5- 3.75	* 87	85-16	BARRO,MY DE,SURRO,	Dueled,	9					
23Oct96	KEE	gd	Alw41000n2	7.0	22.2	45.3	112	129.3	5- 4	6- 4.25	3- 3	2- 3	83	78-19	ABORI,TROOP,COUNT,	Bid, 2nd	12					
11Oct96	KEE	ft	Md50000	7.0	22.3	45.3	111.1	124.2	3- .5	3- 1.5	1- 1.5	1- 5.5	93	79-17	TROOP,FIERY,ABOVE,		9					
26Sep96	TP	ft	MdSpWt	6.0	22	45	57.4	111.2	5- 2.5	3- 1	3- 1.5	5- 2.25	80	84-13	TIMOL,RECRE,MR. B,		12					
10Aug96	AP	ft	MdSpWt	6.0	22.3	46.3	58.4	111.2	7- 6.25	8- 7.5	8- 14	7- 21	59	67-15	REVEN,CANNO,SATAY,	No facto	9					
14Jun96	CD	ft	MdSpWt	8.0	22.3	45.2	111	137	2- .13	5- 3.5	9- 17	10- 22.5	62	65-13	TO LI,SIRO',COUNT,	Dueled,	11					
25May96	CD	ft	MdSpWt	6.0	21.4	45.2	57.4	110.2	4- 1.75	4- 1.5	5- 4.25	5- 5.5	85	85-12	GREGO,TO LI,DIAL,		12					
25Apr96	KEE	ft	MdSpWt	6.0	21.4	45.1	57.2	110	10- 15	10- 23	10- 23	10- 25.2	52	83-14	GUMBO,ROYAL,SILVE,	Outrun	12					
30Mar96	TP	ft	MdSpWt	6.0	22	45.1	57.3	110	10- 10	9- 11	6- 7.25	4- 9.75	76	83-06	FULL,EXECU,SINK,		10					
6 CHABROL											1997	0	0	0	0	\$0	1996	10	1	1	1	\$10900
28Dec96	CRC	tr	Alw21700n1	9.0	46.3	110.1	135.1	148	4- 2.5	5- 5	8- 9	9- 9.75	+ 83	74-16	CLEVE,CHEER,MACTO,	Tired ba	12					
6Dec96	CRC	gd	Alw18700n1	9.0	49.2	115.3	143.1	157	1- .13	1- .5	3- 1	4- 5	80	63-31	CHANG,HEY H,ENCAN,	Tired in	7					
18Nov96	CRC	ft	Alw18700n1	8.5	24.3	49.2	114.3	147.4	3- 1	6- 2.75	6- 4	2- 4.5	79	75-17	STAR,CHABR,JOHNN,	Good try	7					
10Nov96	CRC	ft	Alw18700n1	8.5	23.2	47.4	113.4	147.4	2- .13	3- 3	4- 6.5	4- 14	72	66-19	JOAN',HURRI,JOHNN,	Faded	7					
14Sep96	CRC	tr	C1m20000	9.0	0	0		150.2	1- 1	5- 2.75	6- 6.5	8- 10	76	82-28	SUPER,ISLAN,DICTI,	Tired	8					
2Sep96	CRC	ft	Alw18200n1	8.5	23.3	47.4	112.4	146.1	3- 2.5	4- 5	7- 11	7- 16.5	69	72-13	SCOOB,ARNIE,LUCK,	Stopped	7					
25Aug96	CRC	ft	Md12500	8.5	23.4	48.3	114.1	147.1	1- .5	1- 3	1- 6	1- 13	85	83-16	CHABR,PROUD,LOST,	Driving	9					
18Aug96	CRC	ft	Md12500	6.0	22	47	100.4	115	4- 1	3- 4	5- 8.5	7- 10.5	51	62-17	CAPTA,FINGE,PERFE,		12					
9Aug96	CRC	ft	Md25000	8.5	23.3	48.1	114.2	148.3	2- 1	3- 1	3- 3	3- 9.25	66	67-22	REASO,VAL L,CHABR,	Weakened	7					
26Jul96	CRC	ft	MdSpWt	5.0	22.2	46.3		59.3	3- .25	4- 2	4- 9	4- 9	73	82-16	BEAU',LUKE,JESSE,		8					

7 TRUE SCORE														1997	0	0	0	0	\$0	1998	18	2	3	4	\$45130
29Nov96	AQU	ft	Alw35000n1	9.0	47.4	112.3	139	153.1	5- 8.5	8- 8	8- 9.5	8- 12.7	74	81-20	EXPEC, COLIN, TACON, No respo	7									
18Nov96	AQU	ft	Alw35000n1	8.0	23.2	47.1	112.2	138.2	5- 3.5	5- 3.5	4- 3.5	4- 3	92	75-25	JUST, EXPEC, NAVIL, No late	7									
3Nov96	AQU	ft	Alw35000n1	9.0	49.3	113.3	138	150.3	4- 1.5	4- 1.5	4- 3	3- 5.5	91	81-18	CIRCL, CRIMI, TRUE, Squeezed	7									
30Oct96	BEL	ft	C1w50000	8.5	23.3	47.1	111.3	143.1	4- 1.5	2- 1.5	1- .13	3- .13	90	83-17	ROCKE, FIRE, TRUE, Bid, wea	9									
13Sep96	BEL	wr	Alw41000n2	9.0	46.1	110.1	135.2	148.2	2- .13	2- .5	5- 8	8- 14.2	87	74-20	THEM, NOOP, EXCEL, Dueld,	7									
28Aug96	WTH	ft	Alw25000n1	8.5	23.1	46.4	112	145.3	3- 4.5	2- 1.5	2- .5	2- .13	86	88-22	HONG, TRUE, LITES, Led, stre	9									
17Aug96	WTH	ft	Alw25000n1	8.31	22.4	46.2	111.3	142.4	5- 2.25	4- 2	3- 3.5	3- 4.5	80	84-10	FIBRI, HONG, TRUE, No late	10									
4Aug96	WTH	ft	Alw24000n1	8.31	23.1	47	111.3	141.4	1- .13	1- .13	2- .13	2- 1.5	86	92-01	COLOR, TRUE, STAUN, Good try	8									
14Jul96	WTH	ft	Alw22000n1	8.31	22.4	46.2	111.1	142	5- 3.5	3- 3	4- 5	4- 8.5	80	84-07	LORD, STAUN, BLETC,	7									
4Jul96	WTH	ft	Alw22000n1	8.5	23.3	47.2	112.1	145.2	1- .5	1- .13	1- .13	2- .08	85	89-04	BRUSH, TRUE, STAUN, Gately	8									
8 DARN TIPALARM														1997	0	0	0	0	\$0	1998	18	2	3	4	\$19827
29Dec96	CRC	ft	Alw21100n1	6.0	22.2	46.2	59.3	113.2	7- 8.75	7- 11	7- 8	6- 7.75	73	72-23	WOODE, NUCKS, DEPUT, Broke in	7									
29Nov96	CRC	fm	Alw18700n1	9.0	0	0		149.1	4- 2	3- .5	6- 7	7- 7.25	74	71-13	OUR T, MACTO, TIMBE, 4 wide b	10									
9Nov96	CRC	ft	Alw18100n1	7.0	23	46.3	113.1	126.4	7- 3.25	7- 3.5	4- 2.5	2- .75	79	75-18	COMNE, DARN, BEER, Rallied	11									
2Nov96	CRC	ft	C1w10000n2	7.0	22.2	46.1	113.1	127.1	5- 5.25	3- 4	2- 1.5	1- .75	73	74-18	DARN, MACAJ, OCALA, Driving	11									
13Oct96	CRC	ay	C1w12500	8.0	24	47.3	113	140.1	6- 8.5	5- 8.5	6- 12	5- 15.5	88	70-15	MR. C, SAN T, FELLU, Showed l	8									
21Sep96	CRC	ft	Alw18700n1	9.0	48.3	113.2	141	155.2	4- 2	5- 10	7- 14	9- 20.7	59	55-17	LUCK, SUGAR, GALLA, Gave way	11									
12Sep96	CRC	ft	Wd20000	7.0	23.3	47.3	114	127.2	4- 1.75	3- 1	1- 2.5	1- 1.5	70	73-18	DARN, NERN, ROAD, Dvg, drf	7									
24Aug96	CRC	ft	Wd25000	7.0	23.1	46.3	112.2	126	8- 8.5	4- 8.5	2- 6	3- 5.75	75	74-18	MURRI, NERN, DARN, Weakened	8									
9Aug96	CRC	ft	Wd25000	8.5	23.3	48.1	114.2	148.3	5- 7	5- 3	5- 8.5	4- 15.7	58	60-22	BEASO, VAL L, CHABR, Mild bid	7									
28Jul96	CRC	ft	WdSpWt	7.0	23.3	47	112	124.4	3- 3	3- 4	5- 12	5- 13.7	69	72-15	JAMBE, MURRI, GALLA,	8									
9 BUSTERBETTHEHOUSE														1997	0	0	0	0	\$0	1998	14	3	2	1	\$27415
14Dec96	HAW	wr	Alw21000n1	6.0	23	46.2	58.3	111.3	1- 1	1- .5	2- .13	2- .25	88	85-16	COOL, BUSTE, KAILY, Inside,	6									
30Nov96	HAW	my	Alw21000n1	6.0	22	45.3	58.2	111.1	4- 4.5	4- 4.5	4- 2	5- 8	82	79-17	RIVER, TRANS, COOL, No facto	11									
16Nov96	HAW	ft	Alw21000n1	6.0	22.1	45.3	58	110.3	8- 5.75	8- 7.5	7- 5.25	5- 7	88	83-21	URGEN, IDEAL, COOL, Improved	10									
13Oct96	AP	ft	C1w14000	6.5	22	45.4	111.4	118.3	4- 5	4- 4	1- .13	1- 1	86	84-16	BUSTE, A NAS, NOBLE, 4 wide l	8									
30Oct96	AP	ft	C1w25000	8.0	23	47.3	59.3	112	4- 3	5- .75	3- .5	3- 2.75	83	82-17	ACCRU, OLD D, BUSTE, Brief ra	6									
15Sep96	AP	ft	Alw17500n1	6.0	22.4	46	58	110.1	2- .13	3- .25	9- 10	10- 18.2	66	76-14	IMPUL, RAISE, SWIFT, Thru ear	10									
22Aug96	AP	ft	C1w25000n2	6.0	22.3	46.1	58.2	111	4- 4	3- 2	2- .13	1- 2.5	87	90-15	BUSTE, HANDS, OLD D, Driving,	7									
12Aug96	AP	ft	C1w25000n2	6.5	22.1	46	111.4	118.2	3- 1.5	2- 1	3- 1	4- 5	78	80-20	SOUP, BUNNY, OLD D, Loomed b	7									
22Jul96	AP	ft	C1w25000n2	6.0	22.1	45.3	58.2	112	5- 3	4- 3	4- 3.5	5- 2.25	82	83-15	IDEAL, OLD D, KENNE,	8									
27Jun96	AP	ft	C1w16000n2	7.0	23.1	47	113.2	127.3	1- 1.5	1- .13	4- 5.5	6- 13.5	56	57-23	WILD, HOLY, LIFES, Little l	6									
10 ROYAL FAGER														1997	0	0	0	0	\$0	1998	19	5	1	1	\$23422
29Dec96	CRC	ft	Alw21100n1	6.0	22.2	46.2	59.3	113.2	2- .13	3- 2.5	4- 2.5	4- 6.25	75	74-23	WOODE, NUCKS, DEPUT, Gave way	7									
21Dec96	CRC	ft	C1w10000	7.0	23	46.4	113.2	127.1	3- 1	3- 2	2- 1.5	3- 1.5	80	72-19	SWEET, T'S C, ROYAL, Gately	12									
22Nov96	CRC	ft	C1w10000	6.0	22.2	45.3	59.1	112.2	4- 3.5	5- 3.5	2- 2	1- 1	82	85-18	ROYAL, JUNIP, GLITT, Good han	7									
3Nov96	CRC	ft	C1w8250	6.0	22.1	46.1	59.2	113.1	4- 6	4- 5.5	3- 4	1- 1.25	83	81-20	ROYAL, T'S C, ASCEN, Driving	6									
24Oct96	CRC	ft	C1w8250	6.0	22.1	45.4	58.4	112	3- 1	3- 1	2- .13	1- 2.5	82	87-07	ROYAL, D'LIG, T'S C, Driving	6									
11Oct96	CRC	ft	C1w8250	6.0	22.1	45.2	58.2	112.1	3- 1.5	3- 3.5	4- 7	4- 5.5	72	80-13	AMERI, GAMBL, T'S C,	6									
29Sep96	CRC	ft	C1w10000n2	7.0	22.3	46.2	112.2	126.1	2- 1	2- .5	1- 2	1- 6.5	83	79-19	ROYAL, DERBY, UNREA, Ridden o	9									
7Sep96	CRC	ft	C1w10000n2	6.0	22	46.1	59	112.1	5- 4.25	3- 1	4- 5.5	5- 7.25	74	79-17	D'LIG, VILLO, RUNAW, Weakened	11									
18Aug96	CRC	ft	C1w10000n2	6.5	23	46.2	111.3	118.2	3- 1.5	3- 1.5	2- 1	2- .25	88	92-17	BLUSH, ROYAL, AUSTI,	5									
3Aug96	CRC	tf	C1w25000	8.5	0	0	0	145	2- .5	2- .13	8- 11	8- 12.7	71	69-26	RUNAW, NUCKS, DEARL, Stopped	8									
11 SWEET MAGIC														1997	0	0	0	0	\$0	1998	13	2	2	3	\$13286
21Dec96	CRC	ft	C1w10000	7.0	23	46.4	113.2	127.1	11- 11	11- 14	4- 6	1- 1.5	83	74-19	SWEET, T'S C, ROYAL, 5 wide,	12									
7Dec96	CRC	ft	C1w8000	7.0	23.3	48.1	114.1	126.3	8- 5.25	8- 7	5- 8	3- 11	75	66-25	JACK', RUNAW, SWEET, Wide, no	8									
17Nov96	CRC	ft	C1w8250	6.0	22.2	46.1	59.2	113	10- 8.25	8- 8.25	7- 4.75	4- 2.5	78	79-17	VILLO, FIRST, MAD, Gaining	11									
25Oct96	CRC	ft	C1w8000	8.0	24.4	49.4	114.2	140.2	8- 1.5	4- 4	3- 3.5	4- 4	79	81-19	ARGOS, WILD, WAPRI, Weakened	9									
13Oct96	CRC	ay	Alw20700n1	8.5	23.3	48.2	113.2	146	7- 12	6- 9.5	6- 14	8- 17	73	72-15	RUN D, KTWOS, D. GE, Showed l	7									
30Oct96	CRC	ft	C1w10000	6.0	22.2	46	59	112.3	6- 8	6- 6.5	5- 6.5	4- 5.25	73	79-18	ICON, SCARL, SAN T, Belated	8									
22Sep96	CRC	ft	C1w10000	6.0	22.4	47	59.3	112.3	7- 9	4- 5.5	2- 4	2- .5	84	83-20	GAMBL, SWEET, MCKEN, Rallied,	7									
30Aug96	CRC	ft	C1w10000	6.0	22.3	46.1	58.3	111.3	6- 4.25	5- 5.5	3- 5.5	3- 5	79	84-18	GAMBL, SAN T, SWEET, Late ral	7									
27Jul96	CRC	ft	C1w10000n2	7.0	22.3	46.2	113.1	127	6- 7.5	6- 3.5	1- 2	1- 3	79	75-18	SWEET, HANJO, RUNNE, Driving	12									
29Jun96	CRC	ft	C1w10000n2	7.0	22.3	45.4	112.1	125.4	9- 5.75	9- 10	6- 5.25	3- 2.25	72	79-10	SAN T, SLICK, SWEET,	11									

EQUALIZED LINES

GPX 1-11-97 2 7 D

#	NAME	L	DIST	S	1stC	2ndC	3rdC	FnlC	BL1	BL2	BLS	BLF	SR	TV	ADJ	N	T
1	SONSA	1	7.0	D	23.0	47.0	112.0	125.0	5.50	6.50	7.50	6.50	71	19	6.5	4	
2	RELOA	3	7.0	D	22.1	46.0	111.1	124.3	3.50	4.50	9.50	11.75	68	20	7.0	3	
3	QUIET	1	7.0	D	24.1	48.2	113.0	125.2	6.50	5.50	5.25	2.75	73	17	7.0	3	
4	BAR U	1	7.0	D	22.3	46.0	111.4	125.3	1.75	3.50	4.00	1.75	73	18	7.0	2	
5	TROOP	1	7.0	D	22.4	46.0	111.0	123.2	2.50	0.50	9.50	14.25	72	9	-3.5	3	
6	DARN	3	7.0	D	23.0	46.3	113.1	126.4	3.25	3.50	2.50	0.75	68	16	7.0	3	
7	BUSTE	3	7.0	D	22.2	45.4	110.3	123.1	5.75	7.50	5.25	7.00	80	21	3.5	3	
8	ROYAL	3	7.0	D	22.3	45.4	111.4	125.0	3.50	3.50	2.00	0.00	78	18	6.0	2	
9	SWEET	1	7.0	D	23.0	46.4	113.2	127.1	11.00	14.00	6.00	0.00	67	19	7.5	4	

David Bonas from San Francisco, offers key advice about the optimal use of the ENGEN. In races with several shippers when he doesn't have a decisive Early Late profile, he RANKS the E/EP and L/EP for AVERAGE BALANCE (low is best). I've done that here on the right hand margin. The result puts the winner, PICK, number 1. It's also in the top 3 ADJUSTED Total Energy and is tied for #1 rank on SPN. This is a quick way to narrow a field with confidence.

ENERGY GENERATOR -- ATM

GPX 1-11-97 1 7 D

BALANCE.

#	NAME	L	N	T	Total	R	DEF	Hid	R	Fx	R	%Med	E/EP	R	L/EP	R	ESP
1	PRIME	3			169.12	1		64.39	7	65.74	4	69.88	79.67	1	76.46	6	EAR 7
2	IRISH	1			167.61	6	1.51	65.81	2	65.23	7	68.97	78.86	5	76.56	5	E/P 10
3	PICK	1			168.28	3	0.84	65.53	3	65.52	6	68.95	79.08	3	76.79	2	E/P 5
4	TRADE	3			168.10	4	1.02	65.18	5	66.33	2	68.49	78.86	5	77.04	1	PRE 6
5	JACK'	2			165.18	7	3.94	65.84	1	66.41	1	67.75	77.64	6	76.56	5	SUS 11
6	DEE R	1			168.56	2	0.56	64.79	6	65.87	3	69.34	79.30	2	76.63	4	EAR 6
7	STEAD	2			167.89	5	1.23	65.52	4	65.53	5	68.95	78.95	4	76.66	3	E/P 7

HI/LO Difference = 3.94 Average = 167.82

Early/Late Energy Potential Graph -- ATM

GPX 1-11-97 1 7 D

#	NAME	L	N	EARLY	R	LATE	R	TOTAL	R
1	PRIME	3		79.67	1	76.46	6	169.12	1
2	SEZ	1	2	78.61	6	76.66	3	167.21	7
3	IRISH	1		78.86	5	76.56	5	167.61	6
4	PICK	1		79.08	3	76.79	2	168.28	3
5	TRADE	3		78.86	5	77.04	1	168.10	4
6	DANCI	1		77.62	9	75.74	8	164.32	10
7	JACK'	2		77.64	8	76.56	5	165.18	9
8	SOLO	1		76.12	10	75.67	9	161.25	11
9	DEE R	1		79.30	2	76.63	4	168.56	2
10	HATCH	3		78.36	7	75.78	7	165.83	8
11	STEAD	2		78.95	4	76.66	3	167.89	5

VITAL FACTORS--ATM

GPX 1-11-97 1 7 D

#	NAME	L	TOTAL	SC	R	E/DC	SCBL	3F	R	SPN	R
1	PRIME	3	169.12	58.89	1(44.4)	97.77	2.00	50.95	7(38.4)	87.67	3
2	IRISH	1	167.61	57.13	6(46.1)	99.69	7.50	52.02	5(38.0)	84.42	5
3	PICK	1	168.28	57.57	4(45.4)	99.24	5.00	52.25	3(37.4)	93.42	1
4	TRADE	3	168.10	57.16	5(46.1)	97.65	4.50	52.97	2(37.2)	85.42	4
5	JACK'	2	165.18	55.65	7(47.2)	98.62	3.50	53.27	1(37.1)	81.42	6
6	DEE R	1	168.56	58.41	2(45.1)	98.42	0.13	51.68	6(38.2)	93.42	10
7	STEAD	2	167.89	57.87	3(45.3)	99.96	0.13	52.13	4(38.0)	90.17	2
HIGH			169.12	58.89	(44.4)	99.96		53.27	(37.1)	93.42	
LOW			165.18	55.65	(47.2)	97.65		50.95	(38.4)	81.42	
AVE			167.82	57.52	(46.0)	98.77		52.18	(38.0)	87.99	

* = Wire to Wire

BOTTOM LINE -- BETTING LINE

WIN ODDS ONLY

GPX 1-11-97 1 7 D

	RAW		ADJUSTED	
	BOTTOM LINE	BETTING LINE	BOTTOM LINE	BETTING LINE
	LS	ODDS	LS	ODDS
1 STEAD	24.0	EVEN	1 DEE R	18.5
2 PICK	11.0	4-1	2 PICK	14.0
3 DEE R	10.0	9-2	3 PRIME	12.5
3 PRIME	10.0	9-2	4 STEAD	12.0
4 TRADE	8.0	6-1	5 TRADE	8.5
5 IRISH	7.0	7-1	6 IRISH	8.0
6 JACK'	6.5	8-1	7 JACK'	7.0
				EVEN
				2-1
				7-2
				7-2
				6-1
				6-1
				7-1

FIRST—\$11,500; cl \$16,000-14,000; open 4yo&up; 7 fur (drt); won driving; winner 5 by Well Selected-Dance A Nile; owner Raymond L. Simoneau; trainer Timothy A. Hills; time 22 2/5, 45 4/5, 1:11 4/5, 1:24 4/5; weather cloudy, track fast.

Horse, Weight	P	1/2	Str	Fin	Equv
Pick A Dance, 119	4	1 hd	1 1/2	1 1/2	4.50
Steady Kid, 117	12	3 1	2 3 1/2	2 nk	1.50
Irish Reality, 115	3	10 1 1/2	6 2 1/2	3 1 1/4	31.20
Sez It All, 117	2	6 1	3 1/2	4 1 3/4	6.90
Solo Be Bright, 117	9	11 hd	7 hd	5 nk	48.70
Jack's Hope, 117	8	12	8 5	6 2	21.70
Beach Music, 119	5	5 hd	5 hd	7 1	13.90
Trader Sam, 112	6	2 hd	4 hd	8 4 3/4	14.40
Dancing Lad, 117	7	9 1	9 2 1/2	9 3	27.60
Watch Me GHT, 117	11	8 1/2	12	10 nk	27.20
Dee Ram, 117	10	4 1	11 hd	11 3	4.70
Prime Avenue, 117	1	7 2	10 hd	12	26.90
4-Pick A Dance (Davis)			11.00	4.20	3.20
12-Steady Kid (Smith)				3.00	2.60
3-Irish Reality (Velasquez)					7.40
EXT—\$35.20					

One down, one to go.

2nd Race:

We've seen the pace lines so now we view the ADJUSTED ENGEN carefully noting TOTAL ENERGY and then, following the Bonas procedure, the E/EP - L/EP AVERAGE BALANCE.

ENERGY GENERATOR -- ATM

GPX 1-11-97 2 7 D

BALANCE

#	NAME	L	N	T	Total	R	DEF	Hid	R	Fx	R	%Med	E/EP	R	L/EP	R	ESP
1	SONSA	1			165.96-	5	2.52	65.51-	3	66.32-	2	68.17	78.04-	6	76.54-	4	S/P 10
2	RELOA	3			167.13-	4	1.35	64.24-	9	66.22-	3	69.54	78.89-	4	76.02-	6	EAR 10
3	QUIET	1			164.89-	7	3.59	67.09-	1	66.13-	4	66.77	77.22-	9	77.11-	2	LAT 11
4	BAR U	1			167.31-	3	1.17	64.73-	8	65.75-	6	69.53	78.94-	2	76.09-	5	EAR 7
5	TROOP	1			164.02-	9	4.46	65.24-	5	65.47-	8	69.30	77.77-	7	75.14-	9	EAR 16
6	DARN	3			165.14-	6	3.34	65.06-	7	65.44-	9	69.50	78.22-	5	75.38-	8	EAR 13
7	BUSTE	3			168.48-	1		65.36-	4	66.34-	1	68.29	78.93-	3	77.30-	1	PRE 4
8	ROYAL	3	4		168.19-	2	0.29	65.18-	6	65.55-	7	69.27	79.15-	1	76.55-	3	EAR 4
9	SWEET	1	4		164.45-	8	4.03	65.71-	2	65.83-	5	68.47	77.64-	8	75.84-	7	PRE 15

HI/LO Difference = 4.46 Average = 166.17

In this race BUSTER, who won, and ROYAL who is still running, tied for FIRST. BUSTER ranks #1 in TOTAL ENERGY, ROYAL 2nd. ROYAL has the best E/EP, BUSTER is #1 L/EP. They are also ranked one-two on SPN.

VITAL FACTORS--ATM

GPX 1-11-97 2 7 D

#	NAME	L	TOTAL	SC	R	E/DC	SCBL	3F	R	SPN	R
1	SONSA	1	165.96	55.99-	7(47.1)	97.82	6.50	52.83-	3(37.2)	81.67-	6
2	RELOA	3	167.13	57.66-	3(45.4)	96.47	4.50	50.91-	7(38.4)	84.67-	5
3	QUIET	1	164.89	54.58-	9(48.2)	100.60	5.50	54.79-	1(36.1)	86.42-	4 P
4	BAR U	1	167.31	57.84-	2(45.3)	98.01	3.50	50.99-	6(38.4)	88.17-	3 ?
5	TROOP	1	164.02	56.79-	6(46.2)	99.59	0.50	50.36-	9(39.2)	74.67-	9
6	DARN	3	165.14	57.08-	4(46.1)	98.92	3.50	50.37-	8(39.2)	79.92-	8
7	BUSTE	3	168.48	56.85-	5(46.2)	97.42	7.50	53.42-	2(37.0)	91.17-	2 W
8	ROYAL	3	168.19	57.94-	1(45.3)	98.94	3.50	51.68-	5(38.2)	93.67-	1
9	SWEET	1	164.45	55.08-	8(48.0)	97.66	14.00	51.86-	4(38.1)	80.67-	7
	HIGH		168.48	57.94	(45.3)	100.60		54.79	(36.1)	93.67	
	LOW		164.02	54.58	(48.2)	96.47		50.36	(39.2)	74.67	
	AVE		166.18	56.65	(46.3)	98.38		51.91	(38.1)	84.56	

* = Wire to Wire

WIN ODDS ONLY

RAW			ADJUSTED		
	BOTTOM	BETTING		BOTTOM	BETTING
	LINE	LINE		LINE	LINE
	LS	ODDS		LS	ODDS
1 ROYAL	17.5	EVEN	1 ROYAL	19.0	EVEN
2 BUSTE	17.0	3-2	2 BUSTE	14.5	2-1 ^W
3 TROOP	10.0	9-2	3 BAR U	11.0	4-1
4 QUIET	9.0	5-1	4 QUIET	10.0	9-2 ^{PL}
5 BAR U	6.0	8-1	5 RELOA	7.0	7-1
6 RELOA	4.0	10-1	6 SONSA	5.0	9-1
6 SWEET	4.0	10-1	6 SWEET	5.0	9-1 ^{SH}
7 DARN	2.0	15-1	7 DARN	4.0	10-1
7 SONSA	2.0	15-1	8 TROOP	0.0	20-1

BOTTOM LINE BETTING does nothing to discount either ROYAL or BUSTER. With respective odds of 7+ to one and 17+ to one we bet them both and hope that ROYAL wins for the bigger payoff. It does not, so we have to accept a measly \$16.20 win mutuel for our two horse wager.

SECOND—\$29,000; ahw; open 4yo&up; 7 fur (dirt); won driving; winner 4 by Housebuster-Reliant; owner Mary Ann Calabrese; trainer Valerie Miller; time 22 2/5, 45 2/5, 1:11 2/5, 1:24 4/5.

Horse, Weight	P	1/2	Str	Fin	Equv
Busterbettheh', 119	9	4	4	3 3/4	1 nk 7.10
Quiet Yankee, 119	3	1	hd	1	hd 2 1 1.40
Sweet Magic, 119	11	11	6	4	3 2 28.50
Sonsam, 119	1	2	5	2	hd 4 2 87.90
Bar U Bandit, 119	4	6	hd	4	hd 5 2 5.70
Reload 'N Rem', 119	2	3	1/2	5	3 1/2 6 3 31.50
Trooper Thorn, 119	5	7	1/2	7	2 7 2 3/4 3.80
True Score, 119	7	8	1 1/2	10	1 1/2 8 no 6.30
Royal Fager, 119	10	5	3	8	1/2 9 no 17.20
Darn Tipelerm, 119	8	10	3	11	10 no 30.50
Chabrol, 119	6	9	1 1/2	9	1 1/2 11 58.30

9-Busterbettheh' (Santos)	16.20	6.20	4.40
3-Quiet Yankee (Day)		3.40	3.00
11-Sweet Magic (Velez)			7.20

EXT—\$59.80; TRI—\$959.00

DAILY DBL (4-9) \$128.80; POOL \$240,584

Phillips takes a newspaper that does not print full fractional lines in its Gulfstream result charts. With this paper he cannot make a proper PROF-RATER profile. However, other Florida clients tell us that there is a newspaper in his market that does publish the full result charts. He should buy it and keep a daily profile. It would be the only way he could possibly get the Show horse for the TRI in Race #2. I'm not even sure that would help here but it certainly does in many other GP races we've handicapped.

Robert likes exotics. The Exacta is there in the top 3 SPN in Race #1. It paid only \$35.20. In race #2 we'd want a Profile to help us eliminate BAR U in favor of QUIET. Even without a profile we can see that QUIET has the fastest Final Fraction of any horse in the race, along with the highest E/DC. BAR U has an extremely weak final fraction and less than AVERAGE E/DC. These are handicapping factors we'll explore in depth next issue. This time we'll be content with winning the DAILY DOUBLE for these two events that paid \$128.80.

DAILY DBL (4-9) \$128.80; POOL \$240,584

PACE LAUNCHER 4

with
PROF-RATER 2

***The ultimate combination for
Handicapping, Profiling & Modeling***

MESSAGE : 3890 DATE: 19-Jan-97
FROM : EDDIE
SUBJECT : SARTIN/BRADSHAW

From the BRIS Forum

Fellow handicappers..recently I made the statement, " Things have NEVER been BETTER", well, I was wrong. Since then I have recieved PACELAUNCHER "4", and PROFILER II. Things HAVE gotten better !!! Can't contain my excitement. I'm VERY impressed

This program has the dynamic readouts, graphics and ease-of-use features, copies automatically to Thoromation and Synergetic Match Up 2, has the fantastic Bottom Line/Betting Line feature with the ability to detect overlays. PLUS...

- SPN - Sartin Pace Numbers – using the prescribed pace lines, ranks both the Winner and in-the-money horses in the top four 86% of the time. Limits user concerns over finding predictive pace lines from true contenders.
 - EARLY-LATE POTENTIAL NUMBERS graphed – an uncanny formula for finding horses with Hidden Early Potential in Sprints and staying-power in Routes.
 - EARLY-LATE ENERGY PERCENTAGE & DIFFERENTIAL DISTRIBUTION - An entirely new way to capitalize on so-called *bias*. Users will see the true track/match-up bias through information not available to the crowd!
 - AUTOMATIC & USER-GENERATED PAR GAPS for distance projections and extractions - Sprint to Route - Route to Sprint.
 - VITAL FACTORS – Fractions in feet-per-second AND time. Early Deceleration figures, 2nd Call Beaten Lengths, plus the dramatically predictive SPN.
 - VECTOR & PACE GRAPHS showing internal race moves and projected Fractional and Final times.
 - PLUS, the most advanced achievement in 21 years of record achievements – BOTTOM LINE/BETTING LINE. The ultimate tool for detecting overlays and discounting underlays by their true chance of winning and being in-the-money.
- No more Value for Value's sake – now users can rate horses by their actual chances via Sartin Methodology rankings.

COMES WITH PROF-RATER 2!

Provides a unique method of modeling and profiling both results and past performance charts from factors unknown to the horse playing public. Shows you how to eliminate false favorites and other public choices – isolates the higher paying Winners and Exotics.

\$479⁰⁰

➔ Upgrade from Pace Launcher 3 for only \$279 - or if you purchased PL3 after Oct. 1, 1996, only \$179!

