


# The FOLLOW UP

with Howard G. Sartin, Ph.D.

EVOLUTION

ISSUE # 60



HANDICAPPING REVOL

## *1996 Holiday Edition*

Publisher's Desk	1
On Line with Shane	6
Future World-The Era of the Corollary	8
PROF-RATER II	14
The Psychology of Winning	23
A Holiday Message	25
The Foul Up	26
Q & A	40
A Look at the Las Vegas Seminar by Dennis Mikkelson	43
How To Lie With Statistics	44
Vox Populi	51
Pace Launcher 3 Year Best	55
Glossary of Sartin Terminology	59
Remembrance of Things Past	62
Anatomy of Some Solution Races	68
At Deadline	74

The FOLLOW UP is published six (6) times a year by O. Henry House, Inc. in conjunction with the Inland Empire Institute. Subscription price is \$72 per year third class mail and \$87 per year first class & Canadian mail, other foreign subscribers: \$100/year. Back issues available @ \$12.50 ea. California residents add 7.75% sales tax. If you have any problem with your subscription or have a change of address, please contact O. Henry House at the address below. All information in this publication is for informational purposes only.

# The FOLLOW UP

**O. HENRY HOUSE, INC.**

**1390 E. 6th Street, Ste 5**

**Beaumont, CA 92223**

**909-845-5907**

between 1 and 3 PM Pacific time

Please send all correspondence to this address. This includes submission of material for publication consideration, letters, opinions, comments - whatever.

Thank you,  
O. HENRY HOUSE, INC.

**O. HENRY HOUSE, INC.**



THE SARTIN  
METHODOLOGY

**1390 E. 6th Street #5**  
**Beaumont, CA 92223**



## STATEMENT OF POLICY

The Sartin Methodology is based in Psychotherapy and its goals are NOT directed toward fostering the illusions or delusions of gamblers seeking magic solutions for picking winners. We are primarily a healing arts organization dedicated to providing an alternative solution to mainstream psychiatry's prescription of total abstinence for non-winning handicappers. Our slogan is - and always has been -

**"THE CURE FOR LOSING IS WINNING"**



COPYRIGHT 1996 O. HENRY HOUSE, INC.

All right reserved. No part of this work may be reproduced or transmitted in any form or by any means, electronic or mechanical, including photocopying and recording, or by any information storage or retrieval system, except as may be expressly permitted by the 1976 Copyright Act or in writing from the publisher.

Past Performance and Results charts copyrighted by Daily Racing Form, Inc.

DOC SARTIN

FROM THE  
**Publisher's  
Desk**



I can think of no more joyous a way to begin the holiday issue than to refer you to this letter and report from Verne Williams. His kind words about my dedication are a gift more bountiful than anything material. His winning report is justification for that dedication.

As you read it be aware that Verne is a man beyond middle age; he makes no claim of a long time handicapping devotion or study. I've never heard him brag of any extensive advanced education nor does he claim to have an astronomical I.Q. He stands above the crowd not so much for his brilliant mind as for his flexible, open and inquiring mind. He is keenly aware of the spiritual and psychological aspects of *any* endeavor, including life itself. Like the rest of us he's experienced the ups and downs of life, known most every joy and sorrow. He's lived with the kind of anxiety that plagues everyone trying to predict the outcome of stochastic events. He knows the fear and he has overcome!

He is not an obsessive-compulsive handicapper/bettor. He goes to the races and bets when the mood grabs him. The gross amount of his total bets over a year are less than those of the average two dollar bettor.

In short, genetically he is much like YOU. His successes lie not in his genes nor in his stars. They are in his mind, heart and personal will! He is a perfect example of what every seeker can be. His unique difference is that he seeks to *find*. Many others among us seek only to seek. Aspiration is noble but not by itself. It signifies little unless accompanied by the goal of fulfillment. When aspiration itself is the goal there can never be fulfillment.

Perhaps the difference between Verne and some others is that he follows a prescribed procedure with a mind flexible enough to bend so-called rules when they do not apply to specific situations. How did he learn when to follow exact guidelines and when to bend? He practiced!

Here is his report:

1000 BANK  
@ 10%  
100 PER ANNE  
60/40

DATE	PL3	# OF RACES	AVG	WAGER	WIN	PROFIT	NET	TRIP	TRIP	TRIP	TRIP	TOTAL
SA 1/20	1	8	62.5	1100	800	1350	550	84	246	162	72	471 398 8
	2	8	62.5	1100	800	1350	550	84	246	162	72	471 398 8
	3	8	62.5	1100	800	1350	550	84	246	162	72	471 398 8
	4	8	62.5	1100	800	1350	550	84	246	162	72	471 398 8

HOL 1/8	3	8	87.5	705	800	1338	538	96	208	112	96	196	99	12	102	81	293	1144
---------	---	---	------	-----	-----	------	-----	----	-----	-----	----	-----	----	----	-----	----	-----	------

DIV 1/33	5	1	7	95.7	520	500	700	880	180	96	394	298	72	1423	1351	40	162	95	2779
----------	---	---	---	------	-----	-----	-----	-----	-----	----	-----	-----	----	------	------	----	-----	----	------

DIV 1/8	2	4	8	75%	533	1393	800	1434	636	96	98	2	144	-0-	144	40	53	243	225	772
---------	---	---	---	-----	-----	------	-----	------	-----	----	----	---	-----	-----	-----	----	----	-----	-----	-----

DIV 1/8	5	3	8	100%	543	1000	800	1340	540	84	41	143	228	120	148	40	162	95	2779
---------	---	---	---	------	-----	------	-----	------	-----	----	----	-----	-----	-----	-----	----	-----	----	------

DIV 1/31	2	2	7	57%	520	2600	700	1380	680	72	180	108	192	246	224	20	227	162	832	4161
----------	---	---	---	-----	-----	------	-----	------	-----	----	-----	-----	-----	-----	-----	----	-----	-----	-----	------

21 15 46  
15 25 RACES  
46 136  
78% TOP 2 @ 8.64 avg  
46 144  
95% TOP 3 @ 10.40 avg

NET + \$ 11,155

\$ 3124 + 682 + 3860 + 559 + 2930

Gerrit E. Williams

RESULT SUMMARY:

CLIENT: VERN WILLIAMS

PROGRAM USED: PACE LAUNCHER 3

DESCRIPTION; SPORADIC WAGERS; ONLY 46 RACES IN 7 MONTHS.

TRACKS: Santa Anita, Hollywood Park & Del Mar

NUMBER OF RACES BET: 46

BANK: \$1,000

PERCENTAGE BET  
PER RACE(Including  
exotics) 10%

BETTING RATIO: 60-40

NUMBER RACES WON: 36

WIN PERCENTAGE: 78%

NUMBER OF WINNERS BY  
CLIENT RANKING:

#1	21
#2	15

AVERAGE MUTUEL \$8.65 (2 HORSES)

WIN PERCENT HIS  
TOP 3 95%

AVERAGE MUTUEL \$10.40 (3)

NET PROFIT-46 RACES \$11,155

AVERAGE NUMBER  
RACES BET PER WEEK 1.53

GOING TO THE RACES INFREQUENTLY, AS THE MOOD DECREED, HE AUGMENTED HIS LIVELIHOOD BY \$11,155 WITH MINIMUM EFFORT.

Our collection of letters, many appearing in Vox Pop, along with a deluge of phone calls each day, confirms the efficacy of Pace Launcher 3. Many clients who were previously borderline winners have enjoyed fulfillment of their ambitions through this program, chiefly via its Bottom Line/Betting Line feature. One PL3 client called as we were preparing this issue saying she got 6 Exactas in the eight races handicapped opening day at Hollywood Park. These calls are very gratifying. Not so gratifying are the few complaints we get from clients chastising us for not developing programs for Windows '95 and for not including enough readouts from past programs.

Nothing in our literature suggests that our programs are designed for anything other than guides to aid you in making a profit from handicapping by pinpointing horses that will win and come in-the-money for exotic wagers. Ours is a therapy based method that does *not* pander to those desiring to use their computers as toys that produce an array of multiple, overlapping pictures on a single screen. The current age of technocracy has produced a bevy of persons who would rather "play" with their computer and engage in the kind of research we undertake daily and have been doing for 21 years. Surveys indicate that these people spend little time handicapping for the purpose of wagering. They do not seek handicapping profits through use of their computer. They are perennial explorers and self-designated researchers. Bless them, if that's their goal. Apparently they can afford to handicap purely as a hobby. However this is not our goal. We are, as always, dedicated to helping people WIN to augment or make their living. Experimenting with the cosmetic delights produced by Windows 3.1 or Windows '95 has not increased our profit potential one iota. Besides, only 20% of our clients have these programs.

The ultimate key to winning is understanding and interpreting readout information. The mental blocks that impair one's ability in these areas can't be solved by fancier screens or printouts. If one cannot (will not) comprehend the meaning of a *single* screen, what is the advantage of multiple screen overlays. They're pretty, yes, but they only add to the confusion of those who are already confused.

As for favoring our latest efforts through PL3 more than readouts from other programs: we attempt to keep a balance by showing readouts from other advanced programs to demonstrate that they work as effective corollaries on races initially done on PL3. Here I'll insert a statement of our long time policy which all of you received prior to joining us:

# The Sartin Methodology

## A STATEMENT OF POLICY

# Rx

We are not pie-in-the-sky system sellers. We are dedicated to serve a select number of clients and our approach is holistic and therapy based. We do not have customers, but rather enter into relationships with clients, so customer satisfaction has no place in our thinking. We are arbitrary and sometimes autocratic.

Our goal is to make YOU money, not make money from you per se. Our charges are based on a fair profit margin necessary to sustain our overhead and the ongoing research and development designed to keep The Sartin Methodology at least five years ahead of the field.

If you find this attitude unacceptable, we are sorry. Perhaps you will be more comfortable in another environment.

Your doctor or healing professional will not prescribe medicines unless they are specific to a given disorder - your whims notwithstanding. This is precisely the mode The Sartin Methodology comes from. The cure for LOSING is WINNING. All of our material is geared to effecting that cure.

We adhere to this policy despite the current atmosphere of overblown statements made by computer handicapping software purveyors promising the moon. We could do likewise and profit tremendously. However, "What is a man profited, if he shall gain the whole world, and lose his own soul?" (Matthew 13). The health of my soul is dependent upon providing programs that do the most for the greatest number of clients. PL3 and its current and future advancements is accomplishing that task for more persons than any previous program. That doesn't mean it's *best for every individual*. No program is any better than the user's ability to benefit from it.





I read a message on BRIS' Users Forum the other day written by a client stating that he or she had been subscribing to the Follow Up for the last four years and said that we were being inconsistent as to how we handicap races. More specifically, using maiden lines on one or more races and then saying NOT to use maiden lines in other Follow Up issues. I'm not sure which issues were being referred to but I can say that it is true. Many of the races in the last four years have been submitted by clients with differing ways of handicapping. Even I used to use maiden lines when they fit my criteria for using them.

Nowadays, I stay away from maiden lines since, to me, they do not represent what that horse can do against the "Big Boys". Yes, I have been "bitten" a few times by these horses, but not nearly enough times to change my mind about them. This is NOT to say that YOU should be avoiding maiden lines entirely if you are having success doing so. I personally need to see how a horse has done in better company before I will consider it. The only time you will see me using maiden lines is in a maiden race where all of the horses have at least three north American pace lines to choose from, and there's not a lot of them around here. Since a lot of clients, experienced and newcomers alike, ask me how I handicap races, I will offer some of my do's and don'ts. Keep in mind that these are MY procedures only and are not written to alter YOUR procedures if you are presently doing well with them.

Since you already know how I feel about maiden lines, we'll move on.

⌘ Avoid using off track lines when the track is listed as FAST today. Some folks are mixing fst (fast) lines with my (muddy) or other lines from an off track condition. If you see that a horse can run just as well on off track as it does on a fast track, then you should be able to find a representative fst line. (Even though you may have to go 4 or (gulp) 5 lines back (use judgement here).



☞ Extract or project a pace line IF you can see somewhere in the horse's past performances that it CAN do well at EITHER distance. I've seen many a race where a horse in a sprint finished several lengths ahead of the field but never came close in a route! If I see too many sprinters-only horses going into a route race, I'll pass it. The same goes for routers-only going into a sprint.

☞ For clients using Pace Launcher or Quad Rater, It's OK to enter those "maybe" horses into these programs since they will let you know whether they really are or are not contenders. Often times I will start out with 8 or 9 horses entered in Pace Launcher 3 and then let the program tell me which ones do not belong. I will then "hide" the non contenders and then copy the race to Thoromation (or Synergetic Match Up II). This way I'm not putting horses in those programs that do not belong and therefore avoiding having to use a 2 adjust when I really don't need it. I'm not saying NOT to use the 2 adjust when it is genuinely called for, I'm just saying that this will reduce the number of times you will need to use it.

☞ After I have copied a race from Pace Launcher or Quad Rater to Thoromation or Synergetic Match Up, I will look at both Pre-Play screens to find my corollary screen(s). That is, the screen (or screens) that agree with the first program. I also find the Paradigm screen (Thoromation) or the Par/x screen (Synergetic Match Up) with the three sets of bar graphs to be very valuable.

☞ A note on dirt horses going to turf: If you have a dirt horse (no turf PP's) going to turf today, look at all of its past performances. If you can see that it has run well on any condition of track (sloppy, muddy, fast, etc.), then it could very well be able to handle turf (again, use judgement).

To repeat what I've said here and at the Las Vegas seminars, I handicap and bet within my personal limitations and comfort level. Otherwise I wouldn't be confident when I bet. I hope to grow and have fewer limitations in the future. So, don't hold me to what I feel today. I will most likely be different in six months.



*Peace to you this holiday season!*

DOC SARTIN

# **FUTURE WORLD**

## ***The Era of the Corollary***

Broken down to essential basics, there are only four valid handicapping concepts extant today. I exclude the school of Value for value's sake because even its advocates have to handicap an *occasional* winner; and most of them do.

The first and the oldest concept is based on broad, full-scope knowledge, experience and information. It is eclectic and best taught by experience. But books by Tom Ainslie and only a few others are good foundations for that experience. In essence, those who can successfully utilize this school are highly subjective, self-confident and ego driven. This is the primary procedure historically employed by handicapping's fearless high rollers to whom my method has little appeal. Neither does the beatitude: "The meek shall inherit—"

The second is Speed Handicapping with which the name Beyer is synonymous. An outgrowth of this school is "figure" handicapping in general. Third is analysis of total performance ala Len Ragozin and those who pirated him. Ragozin is often lumped in with the "Figure" handicappers, but I feel this is an injustice.

Ours is the fourth school. It is decidedly NOT "Figure" handicapping, even though our many imitators try to reduce it to that category. Despite many incorrect perceptions about the Sartin Methodology, its true basis is rooted in a therapeutic effort to examine the flaws in "popular handicapping wisdom," expose and correct them. In short, find out what causes most handicappers to lose and give them a viable alternative: Winning.

Some mainstream experts take umbrage with me for not using *their* pet procedures. What they've always failed to comprehend is that I'm not competing with them as a mass merchandiser out to convert anyone who's *winning* with any of the popular commercial procedures. I seek only those who are not successful. The Follow Up is the only publication in the field written expressly for clients.

We use elements of physics and mathematics because only from consistently applied numerical formulae can any procedure be proven! Subjective techniques, no matter how dazzling, can not be so demonstrated. Computers were developed for speed, a greater range of application and to minimize human error. In all modern fields of endeavor, advanced concepts have benefited from computers as a means of implementing more precise summaries of calculations.

The computer will never completely replace insight or intuition. Neither can it be a substitute for positive experience. It won't make bets for you. So if investing \$2,000 a day at the races is too rich for our blood, the computer can not force us to make higher wagers and join the high rollers who take pains to debunk the use of the computer in handicapping.

Those are a few things a computer *can't* do. What it can do for an individual is test the viability of any concept that can be computerized. I say for an individual because any method allowing user *decisions* of any kind won't produce uniform test results. Uniformity comes only from systems using every horse in a race and with precise rules for each step. Subjective, ego-directed techniques cannot be tested. Hyperbolic advertising claims of any system or method are provable *only* by successful users.

Even the most superior and valid methods, computerized or not, cannot be accurately tested unless the user follows the procedures dictated by the creator. This fact has caused me many headaches over the last 21 years. However, with our method, many people still succeed even when making minimal deviations from my guidelines. Many clients are succeeding with reality based improvisations that are within the parameters of our basic concepts. Whenever I receive a letter with questions referring to my guidelines as "Rules," I hastily answer that we have NO RULES. Pragmatic improvisation based on local reality should take precedence - so long as it works profitably.

Horses are biological entities, not machines. Therefore, no method can ever be developed to make precise predictions of their behavior on the racetrack. We can, however, come a lot closer than most pundits seem to believe by isolating.....

### THE ULTIMATE COROLLARIES

Definition: A proposition that follows from another that has been proved. An inference or deduction. That which follows as a normal result. Deduction made from a known that supports a deduction from an unknown.

From the beginning I've explored new procedures for making Past Performance readouts approximate more closely than those derived from Result Charts. For several years now I've been harping on the idea of finding COROLLARIES. Many subscribers have been confused as to WHAT we meant by corollaries. Those who were not confused wanted to know WHICH corollaries. Now I can approach the subject with greater specificity.

The dream of getting tomorrow's newspaper today will never become reality but we're much closer with the advent of **PROF-RATER II** and some new, parallel readouts on an advanced **Pace Launcher** update. Ironically, the corollary areas that produce the greatest and most positive results are diametrically opposed to conclusions drawn from popular notions based on sensory perceptions. This is most true of the published information about what constitutes Early Speed and visual E-S-P. One purveyor said they were "borrowing" my term, (actually it was coined by Dr. Rhine of Duke). This "borrower" gave the public a highly erroneous definition of E-S-P, which is okay with me.

My Early Pace and E-S-P are based on Early Energy Exertion and a computer generated E-S-P based on incremental Energy exertion. These factors are derived from fixed formulae for a reason: to produce the exact same figures from Result Charts as from Past Performances.

This cannot be done through sensory perception no matter how insightful or intuitive the claimant. By definition, a corollary must follow a proposition that has been proved by a constant (formula).

One thing universally accepted by all handicapping experts as well as by casual horseplayers, is that predicting the outcome of a race has to be done by assessing facts derived from each horse's past history. Even first time starters are evaluated by past workouts and/or their antecedents (breeding). I don't mean to slight numerologists and "silk colors" devotees. Their skill is beyond comprehension.

This is the holiday season so the following pages are not meant as a sales pitch with a price tag, but so many have inquired about this program and the new Pace Launcher 4 update, that we've included additional information on the inside back cover. Prof-Rater II, with the Pace Launcher update, contains a multitude of factors you can accurately Model/Profile that were previously obscure. I'll enumerate a few:

1: Evaluating horses from Total Energy clusters. Selecting contenders and pace lines that fit the Total Energy and E-S-P qualifications as garnered via a profile from comparable distance, surface and Total Energy Cluster groups (see examples in the Prof-Rater Article).

2: Separating horses for contentions and paceline selection by computer generated E-S-P. Matching E-S-P cluster groups to profile readouts from like groups in a profile (see next page).

3: Pinpointing *differences* in Total Energy and other vital factors by varying distances and surfaces. No longer do we have to guess or rely on generalizations to determine the exact differences between surfaces (Turf-Dirt, Track-to-Track) and distances.

No longer do we have to depend on faulty visual perception to gauge how a track, distance or surface is running. We'll have a Profile formula that matches identically our handicapping formula. Thus we can view from a unique perspective vital factors not available to the public at large. We can measure E-S-P by an exact formula. We will see instantly when wire-to-wire horses run Sustained, even Late, when others are wagering on Early (see next page).

4: We can record many other vital factors as they really are! NOT the dubious, outdated statistics we see offered for sale by various commercial enterprises. We'll have an instant do-it-yourself kit that will predate all commercially produced after-the-fact data.

All new concepts and programs are designed to *answer* the questions and problems of those who have not benefited optimally from previous efforts. If you are winning and profiting in accordance with your expectations, this new material may not interest you.

It does interest me, however. Shane, too. This new procedure has not only added points to our win percentage and R.O.I., It has given us increased confidence. Speaking personally, I can now wager as much as some of the more illustrious names in handicapping.

# PACE LAUNCHER IV with PROF-RATER II

**E/EP - Early Energy Potential -  
Spots Pace Setters that have no line indicating they  
can take and hold the lead**

NO LINE IN PP'S TO INDICATE THIS HORSE  
PACELINE DATA COULD WIRE THE FIELD - ONLY ON E/EP HOL 11-17-96 7 8 T

#	NAME	L	DIST	S	1stC	2ndC	3rdC	FnlC	BL1	BL2	BLS	BLF	SR	TV	ADJ	N	T
1	MARY	3	8.0	T	25.0	51.0	115.3	137.2	0.00	0.00	0.00	0.13	78	14	-1.0	1	
2	JUST	3	8.0	T	23.1	48.4	113.3	138.1	0.50	0.50	2.50	1.25	73	13	-0.5	2	
3	IRISH	2	8.0	T	21.1	44.4	108.1	135.0	7.50	5.75	3.50	2.25	88	10	-3.0	3	
4	PARK	1	8.0	T	23.1	45.4	109.2	134.2	18.00	13.00	5.50	2.50	90	5	-5.5	3	
5	COMPL	1	8.0	T	23.4	47.4	111.4	136.4	4.00	2.00	0.50	0.13	81	12	-2.0	3	
6	SUPER	2	8.0	T	23.0	47.4	113.4	138.2	3.50	2.00	2.50	1.00	82	12	-2.0	3	

THE PLACE HORSE IS #1 L/EP

HOL 11-17-96 7 8 T

#	NAME	L	E/EP	R	L/EP	R	ESP
1	MARY	3	75.91-	3	76.43-	1	LAT PL
2	JUST	3	75.48-	5	75.21-	4	SUS
3	IRISH	2	77.65-	1	74.35-	5	EAR W
4	COMPL	1	76.62-	2	75.63-	2	S/P
5	SUPER	2	75.64-	4	75.53-	3	SUS

## 2099 - SEVENTH RACE. One Mile Turf. Purse \$38,000. Fillies and mares, 3-year-olds and up. Claiming price \$80,000-48,000.

Index	Horse and Jockey	Wt.	PP	ST	W	W	W	Sr.	Fin.	To \$1
1188	Irish And Foxy, N Chavez	111	4	3	1 1/2	1	12	13 1/2	1 1/2	5.50
1215	Mary Beverly, E Delahoussaye	118	1	5	4 1/2	5 1/2	62	63	2 1/2	3.00
1186	Just Plain Fancy, O Flores	118	2	1	2 1/2	42	41	5th	3 1/2	9.50
8220	Compy (NZ), K Desormeaux	116	6	4	6 1/2	31	33	3 1/2	5 1/2	2.40
8357	Super Wink (NZ), C Black	116	7	6	7	7	5 1/2	4 1/2	5 1/2	13.00
1199	Park Valley, A Solt	119	5	2	3 1/2	2nd	2nd	2 1/2	6 1/2	2.10
1215	Desert Dry Sack, F Valenzuela	116	3	7	5th	81	7	7	7	76.70

4--IRISH AND FOXY ..... 13.00 5.00 3.00  
1--MARY BEVERLY ..... 5.00 3.00  
2--JUST PLAIN FANCY ..... 4.00  
Off: 3:46 Time: 23.3 :47.2 1:10 3/5, 1:35 Tracik Cloudy Firm. Winner on 7.4 Irish Open-  
Fat And Foxy Tr-Vladimir Carin Own-Marie J or RIE Fritts. Mutual Pool \$288,462.70. Double  
Pool \$28,361. Exacta Pool \$223,384. Quinella Pool \$32,922. Trifecta Pool \$226,130.  
Pick Three Pool \$76,802.  
\$2 EXACTA (4-1) PAID \$98.00 \$2 DOUBLE (3/4) PAID \$110.00  
\$3 PICK THREE (7/3/4) PAID \$746.00 \$2 QUINELLA (1-4) PAID \$36.00  
\$2 TRIFECTA (4-1-3) PAID \$346.00

### THE 6 FURLONG PROFILE - THEN CURRENT

Late/Early Difference Graph

HOL 11-17-96 7 8 T

#	DATE	RM	N	DIFF	LATE	EARLY	TOTAL	R
11	PROP.	9	2	14.9			168.73	-1

### THE PAST PERFORMANCE ENTRIES

Late/Early Difference Graph -- ATM

HOL 11-20-96 9 6 D

#	DATE	RM	N	DIFF	LATE	EARLY	TOTAL	R
1	SHEZA	3		13.6		*	W 168.89	-2
2	RIGHT	2		17.6			165.94	-8
3	JINTA	3		8.4			166.94	-5
4	SOPHI	2		23.5			166.76	-6
5	SAND	3		12.1			166.07	-7
6	PIRAT	3		5.8			167.98	-3
7	TRIPL	4		3.2			167.86	-4
8	STAR	3		16.1		*	PL 169.15	-1

NEW

VITAL FACTORS--ATM

HOL 11-20-NEW 3 D

#	NAME	L	TOTAL	SC	R	E/DC	SCBL	3F	R	SPN	R
1	SHEZA	3	188.89	58.33-	2( 45.0)	98.78	1.00	51.94-	2( 25.1)	93.17-	2
2	RIGHT	2	185.84	57.88-	6( 45.2)	95.98	1.00	50.25-	8( 28.1)	80.87-	5
3	JINTA	3	186.94	57.72-	5( 45.2)	98.58	2.25	50.98-	5( 28.0)	82.87-	3
4	SOPHI	2	188.78	58.00-	3( 45.1)	95.03	0.13	50.45-	7( 28.1)	79.67-	8
5	SAND	3	188.07	57.15-	8( 46.0)	94.38	0.50	51.29-	3( 25.2)	78.87-	8
6	PIRAT	3	187.90	57.49-	7( 46.0)	98.84	8.75	51.28-	4( 25.2)	78.87-	7
7	TRIPL	4	187.88	57.85-	4( 45.1)	98.35	7.50	50.72-	8( 28.0)	81.17-	4
8	*STAR	3	189.15	58.50-	1( 45.0)	98.78		52.02-	1( 25.1)	98.87-	1
	HIGH		189.15	58.50	( 45.0)	98.84		52.02	( 25.1)	98.87	
	LOW		185.84	57.15	( 46.0)	94.38		50.25	( 28.1)	78.87	
	AVE		187.44	57.84	( 45.1)	98.09		51.11	( 25.2)	83.87	

\* = Wire to Wire

ENERGY GENERATOR -- ATM

NEW NEW 1-20-86 9 6 D

#	NAME	L	N	T	Total	R	DEF	Hid	R	Fx	R	XMod	E/EP	R	L/EP	R	ESP
1	SHEZA	3			188.89	-2	0.28	84.31	-2	88.44	-5	89.25	79.38	-2	76.80	-2	E/P
2	RIGHT	2			185.94	-8	3.21	83.80	-8	88.48	-4	89.72	78.55	-7	75.50	-8	EAR
3	JINTA	3			186.94	-5	2.21	84.19	-5	88.33	-8	89.47	78.80	-6	76.00	-5	E/P
4	SOPHI	2			188.78	-8	2.38	83.40	-8	88.85	-2	89.75	78.83	-5	75.78	-7	EAR
5	SAND	3			188.07	-7	3.08	83.54	-7	87.35	-1	89.11	78.39	-8	75.95	-6	E/P
6	PIRAT	3			187.90	-3	1.25	84.84	-1	85.90	-8	89.48	79.12	-4	76.33	-3	E/P
7	TRIPL	4			187.88	-4	1.29	84.23	-4	85.98	-7	89.78	79.22	-3	76.10	-4	EAR
8	STAR	3			189.15	-1		84.28	-3	88.49	-3	89.25	79.47	-1	76.89	-1	E/P

HI/LO Difference = 3.21 Average = 187.44

HOL 11-20-86 9 6 D

**2110**—NINTH RACE, 6 Furlongs, Purse \$10,000, Fillies and Mares, 3-year-olds and up, bred in California. Claiming price: \$10,000-\$8,000.

Index	Horse and Jockey	WL	PP	ST	¼	½	¾	Str.	Fin.	To \$1
2014	Sheza Lulu Too, J Arriaga	110	2	8	3rd	3 1/2	-	24	13 1/2	9.70
9134	Star Sign, O Barrio	118	9	1	1 1/2	4 1/2	-	1st	23 1/2	8.80
1131	Right Blend, J Atherton	117	3	6	4th	4 1/2	-	43	35	60.70
1100	Sophisticated, D Flores	118	5	3	2 1/2	2 1/2	-	3rd	4th	2.30
2001	Sand The Coach, J Scott	115	6	7	7th	7 1/2	-	710	51	11.40
2014	Jitana, O Vergara	117	4	5	6 1/2	5 1/2	-	52	64	6.20
8373	Triple Action, C Black	117	8	3	5 1/2	6 1/2	-	8 1/2	7 1/2	2.80
2053	Facen Up, F Valenzuela	116	1	9	9	8	-	8	8	17.00
2014	Pirateleadinglady, M Garcia	117	7	4	6 1/2	-	-	Puted up	dnf	19.80

Scratched — Jelitart, Mistress Quikly  
**3—SHEZA LULU TOO** ..... 21.40 8.40 5.40  
**10—STAR SIGN** ..... 8.20 5.80  
**3—RIGHT BLEND** ..... 18.80

Off: 4:34 Time: :22:44.3 :57.3 1:10 4/5, Tracik Clear & Fast. Winner-dk. br. m. 5 Nice Pirate-Lulus. Tr-Santiago Rodriguez Own-Ezcom & Quinero. Mutual Pool \$180,225.20. Double Pool \$89,310. Exacta Pool \$181,503. Quinella Pool \$26,474. Superfecta Pool \$221,104. Pick Three Pool \$82,134.

- \$2 DOUBLE (2/2) PAID \$34.40
- \$2 EXACTA (2-10) PAID \$110.80
- \$3 PICK THREE (1,2,9,10/2/2) PAID \$177.30
- \$2 QUINELLA (2-10) PAID \$85.00
- \$1 SUPERFACTA (2-10-3-8) PAID \$8,022.00

AT TRACKS DOMINATED BY LOW MUTUELS, YOU NEED A TOOL TO HELP YOU GET THE HIGHER PRICED OPPORTUNITIES HERE ARE THE OTHER HIGHER PAYOFF RACES RACES THIS DAY

USING ONLY THE TOP 4 S-P-N HORSES

HOL 11-20-86 3 7 D

**2104**—THIRD RACE, 7 Furlongs, Purse \$16,000, 3-year-old fillies. Claiming price: \$20,000-\$16,000.

Index	Horse and Jockey	WL	PP	ST	¼	½	¾	Str.	Fin.	To \$1
1401	Synaster Angel, H Chavez	110	3	4	4 1/2	5 1/2	-	21	12	18.80
1808	Goldygoestothbank, R Douglas	118	2	8	8	8	-	3 1/2	2 1/2	8.40
1101	Rosedale, M Pedraza	115	5	1	1 1/2	1 1/2	-	1 1/2	3rd	2.80
2012	Froxy Lady Who, L Pincay Jr	117	4	2	3 1/2	4th	-	43	47	1.80
1113	Hawaiian Cowbird, K Desormaux	118	6	3	2 1/2	2 1/2	-	52	55	1.90
1198	Syah Celina, J Scott	113	1	5	5 1/2	3rd	-	8	8	29.00

Off: 1:46 Time: :22:34.1 1:11 2/5, 1:24 Tracik Clear & Fast. Winner-br./3 Synastery Destroying Angel. Tr-TM Bunn Jr Own-Aitken, Stacey & Stacey. Mutual Pool \$247,772.50. Double Pool \$20,044. Exacta Pool \$254,658. Quinella Pool \$36,624. Pick Three Pool \$81,503.

- \$2 DOUBLE (4/2) PAID \$916.80
- \$2 EXACTA (2-4) PAID \$182.30
- \$3 PICK THREE (4/4/2) PAID \$1,526.80
- \$2 QUINELLA (2-3) PAID \$88.30

**2103**—SECOND RACE, One Mile, Turf, Purse \$45,000, Allowance, 3-year-olds and up.

Index	Horse and Jockey	WL	PP	ST	¼	½	¾	Str.	Fin.	To \$1
1213	River Deep, J Garcia	118	4	4	5 1/2	4th	2nd	2nd	1 1/2	8.20
888	Beau's Tribute, C McCarron	118	5	5	4 1/2	5 1/2	5 1/2	5 1/2	2nd	2.20
1173	Silver Kite, E Delahoussaye	117	1	3	1 1/2	1 1/2	1 1/2	1 1/2	3 1/2	1.80
1208	Bediv, G Stevens	118	2	2	2nd	2nd	3rd	3 1/2	4 1/2	4.00
1057	Coxy Froxy, R Douglas	116	6	6	5 1/2	3 1/2	4 1/2	4th	5 1/2	5.50
621	Sans Escocade (R), M Pedraza	116	3	1	6	6	6	6	6	25.40

Off: 1:08 Time: :24 :47.2 1:11 1/5, 1:34 3/5, Tracik Clear & Firm. Winner-ch./5 River-deep. Affection Affirmed. Tr-Nell Drysdale Own-HWH Prince Fahd Salman. Mutual Pool \$48,354.70. Double Pool \$80,494. Exacta Pool \$148,727. Quinella Pool \$24,383.

- \$2 DOUBLE (4-2) PAID \$117.80
- \$2 EXACTA (4-2) PAID \$68.40
- \$2 QUINELLA (4-2) PAID \$88.80

ADJUSTED

BOTTOM LINE	BETTING LINE	ODDS	EVEN
1 STAR	22.0		
2 SHEZA	18.5		
3 JINTA	8.0	6-1	
4 TRIPL	6.5	8-1	
5 RIGHT	6.0	8-1	
6 SOPHI	5.0	9-1	
7 PIRAT	4.0	10-1	
8 SAND	2.0	15-1	

*Handwritten notes:*  
 P 3920  
 W-32142  
 Ex \$110.80

ADJUSTED

BOTTOM LINE	BETTING LINE	ODDS	EVEN
1 GOLDY	20.5		
2 SYNAS	20.0		
3 HAWAI	18.5	2-1	
4 ROSED	18.0	2-1 S	

*Handwritten notes:*  
 Ex 152.20  
 W-3960

ADJUSTED

BOTTOM LINE	BETTING LINE	ODDS	EVEN
1 BEDIV	20.0		
1 BEAU'	20.0		
2 RIVER	12.5	7-2	
3 SANS	11.0	4-1	
4 SILVE	5.0	9-1 S	

*Handwritten notes:*  
 Ex 168.00  
 W-1440

# ***Prof-Rater II***

## **THE PROFESSIONAL LEVEL DUAL PURPOSE PROGRAM FOR HANDICAPPING FROM A PREDICTIVE PROFILE**

### ***Prof-Rater II***

#### ***Bridging the Gap between Past Performance and Result Charts***

Like all competitive events, horse racing offers a multitude of statistics on which those dedicated to predicting outcomes must rely. In order to have universal meaning such statistics are based on information compiled after the fact. In sports like football, basketball and, particularly baseball, this information has predictive value. Sadly, this has been less true when a handicapper tries applying Result Chart data to Past Performance handicapping.

Heretofore, trying to reconcile Past Performance data and the impressive Results data garnered by reputable, serious mathematicians such as Frederick Davis, William Quirin and others, has left us with wide disparities. The differences have been so wide that most of their high impact Value Results data has been of little use in handicapping before the fact.

For over 20 years I've have been experimenting with corollary data that would narrow the predictability gap between the factors derived from Past Performances with those from Result Charts. The difficulty in this endeavor has been the subjective nature of paceline selection. Result Chart pacelines are absolute; they represent what actually occurred, Win-Place-Show. Lines selected from Past Performances have always been highly subjective, often ludicrous. In fact I've given some thought to developing a sanity test built around individual paceline selections. Nothing has come of it because our mental hospitals are already overcrowded.

Now, after years of research, we have at last the means to reconcile Result and Past Performance data. A major key is something that has been in our arsenal for over a decade: Total Energy. Since the early 1980's I've been saying that Total Energy is Class. I've recommended that clients isolate Hi-Low-Ave Total Energy to delineate between performance levels. As two additional levels, when applicable, I've suggested that we also keep Total Energy figures for Stakes; and at major tracks for horses with Low-Low numbers to isolate bottom of the barrel contenders from the rest.



Recent research from all distances at dozens of tracks, major and minor, has proved, through the use of Total Energy parameters and specific ancillary corollaries, that pacelines can be chosen that do parallel Results and produce figures that offer an astounding level of predictability not just for *winner*s but in-the-money horses as well.

Total Energy is the prime factor. Correlated with other factors as seen below, we can make highly *profitable* use of our Result Chart Profiling when compared with readouts from past performances.

**COROLLARY READOUTS THAT CAN BE MODELED/PROFILED**

VITAL FACTORS				EARLY DECELERATION RATIO BETWEEN 1st. & 2nd CALL				SARTIN PACE-NUMBER-RANKED ALL ENCOMPASSING SINGLE NUMBER			
PROFILE SA 8.5D	TOTAL ENERGY	VITAL FACTORS		E/DC		R & RN RANK #		SPN			
#	DATE	RN	TOTAL	SC	R	E/DC	SCBL	3F	R	SPN	
1	AAA	3	162.41	55.92-	1 (110.4)	97.31	1.00	51.72-	2 (32.0)	98.52	
2	BBB	4	161.80	55.76-	3 (111.0)	96.90	1.00	51.72-	2 (32.0)	95.17	
3	*EEE	7	161.59	55.77-	2 (111.0)	96.76		51.56-	3 (32.0)	89.67	
4	GGG	9	162.13	55.68-	4 (111.1)	96.68	1.50	52.12-	1 (31.3)	96.17	
5	HHH	10	161.01	55.62-	5 (111.1)	96.91		51.24-	4 (32.1)	80.67	
	HIGH		162.41	55.92	(110.4)	97.31		52.12	(31.3)	98.52	
	LOW		161.01	55.62	(111.1)	96.68		51.24	(32.1)	80.67	
	AVE		161.79	55.75	(111.0)	96.91		51.67	(32.0)	92.04	

BUILD YOUR TOTAL ENERGY PARAMETERS AROUND AVE. →  
 HORSE'S 2nd Call IN F-P-S AND TIME → \* = Wire to Wire  
 EARLY DECELERATION RATIO BETWEEN 1st. & 2nd CALL →  
 FINAL FRACTION IN F-P-S & TIME →  
 BEATEN LENGTHS →

ENERGY GENERATOR										FINAL FRACTION ENERGY EXPENDITURE					
TOTAL ENERGY		TOTAL ENERGY DEFICIENCY FROM HIGH HIDDEN ENERGY		%MEDIAN LATE ENERGY EXPENDITURE		R = RANK		FACTOR X		3rd		R		ESP	
#	DATE	RN	N	Total	R	DEF	Hid	R	Fx	R	%Med	Lex	3rd	R	ESP
1	AAA	3	2	162.41-	2	0.78	64.62-	1	67.23-	6	68.16	32.74	31.84-	5	PRE
2	BBB	4	2	161.80-	4	1.39	64.44-	3	67.53-	4	68.04	32.79	31.96-	3	S/P
3	CCC	5	1	161.58-	6	1.61	64.33-	5	67.75-	1	67.92	32.83	32.08-	2	S/P
4	DDD	6	3	163.19-	1		64.21-	7	67.53-	4	68.26	32.70	31.74-	7	PRE
5	*EEE	7	1	161.59-	5	1.60	64.33-	5	67.58-	3	68.09	32.76	31.91-	4	S/P
6	†FFF	8	2	159.86-	8	3.33	64.27-	6	67.20-	7	68.53	32.59	31.47-	8	E/P
7	GGG	9	2	162.13-	3	1.06	64.48-	2	67.67-	2	67.85	32.86	32.15-	1	S/P
8	HHH	10	2	161.01-	7	2.18	64.36-	4	67.47-	5	68.18	32.73	31.82-	6	PRE

BUILD YOUR TOTAL ENERGY PARAMETERS AROUND AVE. →  
 HIGH LOW AVE →  
 TOTAL ENERGY DEFICIENCY FROM HIGH → \* = Wire to Wire  
 COMPUTER GENERATED RUNNING (BEHAVIORAL) PATTERN NOTE THE SIMILARITY OF READOUTS FROM IDENTICAL PATTERS →

The term "profile" as it pertains to horses is now generic. Profiling of handicappers will never be popular. Yet, I find that virtually all non-winners in our group share a universal profile in viewing the Energy Generator: they fail to use it and claim they don't understand what it is designed to tell them. In truth it is a screen that has proven *vital* to the success of winning clients. A major component of this screen is the computer generated E-S-P. Many eschew it in favor of their subjective visual perception of E-S-P. In doing so they negate one of our most powerful tools. They would rather lose believing in faulty sensory perception than win by admitting to their delusions. The new "VITAL FACTORS" screen may pose a similar problem if users ignore it or fail to recognize its power. Proper, intelligent use of these screens, both to profile and to model from your handicapping, can narrow both contender/paceline and wagering decisions down to a degree that one can win with no other tool.

So, I've used descriptive terms and arrows to define the readouts

**There is an important caveat here: You must follow instruction. Those who choose to deviate very far from the prescribed use of this program will lose its research-proven dramatic advantages.**

The newly revised S-P-N (Sartin Pace Number) is a potent addition to our arsenal. Test-group handicappers who pick predictive pacelines that include contenders that fit the Win, Place and Show profiles have had inordinate success with exactas and trifectas. Ironically, the horse with the *highest* number, who has probably peaked, does less well than the horses ranked 2 or 3.

Those who report utilizing the readouts with the greatest success, closely profile and model by parameters of Total Energy, then use the E-S-P and SPN by Total Energy category to make final handicapping decisions, plus Bottom Line/Betting Line for final wagering decisions.

**In using Total Energy to delineate readouts and you detect a deviant race you may pass or use a secondary corollary or corollaries to determine a match. The prime secondary corollary is the computer generated ESP. Your next consideration should be given to Percent Median and Final Fraction parameters. To avoid risk, find two corollaries that match.**

>>> SARTIN METHODOLOGY <<<

# PROF-RATER

MODELER - PROFILER  
and  
TRACK BIAS DETECTOR

Sartin Methodology, Inc.  
© 1976 - 1996 All Rights reserved

## MODELER/PROFILER MAIN MENU

- 1: Select Track, Distance and Surface
- 2: Track Records
- 3: Monochrome or Color
- 4: Set Printer
- Q: EXIT to system

### SELECT TRACK, DISTANCE and SURFACE

Track	dmr
Distance	6.0
Surface	d
Model-Profile	w

---

W = Win      P = Place      S = Show


---

WIN PROFILE

SA 8.5D

CHART PACELINE DATA

#	DATE	RN	DIST	S	1stC	2ndC	3rdC	FinC	BL1	BL2	BLS	BLF	SR	TV	NLT
1	AAA	3	8.5	D	23.0	45.4	110.4	142.3							


**F6=Beaten Lengths from Chart**

You can set up separate profiles for (W)in, (P)lace and (S)how, or you can enter them as such on your W profile. This way you can quickly ascertain the Win Energy and Counter Energy horses.

Enter pace times from Chart. To get beaten lengths by appropriate call, press F6. Result Chart Sprint Beaten Lengths begin at 1/4 mile. Router Beaten Lengths begin at 1/2 mile. Program forces you to enter BL's correctly. Command 1 is to enter horse's position by call. Then you go down the line entering the BL's of every horse that finished better than the horse being charted. No more need to figure beaten lengths in order of finish.

<b>ROUTE</b> Starts BL's at 1/2 mile	<b>SPRINT</b> Starts BL's at 1/4 mile
-----------------------------------------	------------------------------------------

*First Call Result Chart Beaten Lengths for all Routes must be entered at the half mile.*

When in doubt, follow the simple instructions the program shows right on your monitor.

↘ SA 6D

CHART BEATEN LENGTHS			
1/4	1/2	STR	FIN
5	4	3	1
1.50	1.30	0.10	
0.10	0.10	0.50	
0.10	0.50		
1.00			

**SPRINT**  
Starts BL's at 1/4 Mile

\* = Wire to Wire  
↘ SA 8.5D

CHART BEATEN LENGTHS			
1/2	3/4	STR	FIN
8	7	3	1
0.50	3.00	2.50	
1.00	1.00	1.00	
2.00	0.50		
0.50	0.50		
0.10	0.10		
2.00	1.50		
1.00			

**ROUTE**  
Starts BL'S at 1/2 Mile

7.00	8.50	3.50	0.00
------	------	------	------

---

Beaten Lengths: 1=1/2 2=3/4 3=Stretch 4=Final 9=Exit  
 | \*\*\* F1=Change Profile F2=Pacelines F10=Menu \*\*\* |

---

Total Energy numbers now appear on the Early-Late Diff. Graph together with a HIDE feature to give you an Early-Late evaluation by Total Energy clusters. Delineated by Total Energy, Early-Late differentials are amazingly consistent.

PROFILE  
SA 6.5T

PACELINE DATA															
#	NAME	RN	DIST	S	1stC	2ndC	3rdC	FnlC	BL1	BL2	BLS	BLF	SR	TV	NTL
1	W-RON	1	6.5	T	21.3	44.0	107.3	113.4	0.00	0.00	0.00	0.00	91	0	1
2	P-DES	1	6.5	T	21.3	44.0	107.3	113.4	2.00	2.10	2.10	0.50	90	0	3
3	CLO-S	2	6.5	T	21.3	44.0	107.3	113.4	0.60	0.60	0.10	0.60	90	0	2

WIN PROFILE

#	DATE	RN	M	DIFF
1	W-RON	1	1	6.1
2	P-DES	1	3	2.4
3	CLO-S	2	2	5.5

Late/Early Difference Graph

LATE | EARLY



SA 6.5T

TOTAL	R
175.41	1
175.29	3
175.39	2



**1163**—FIRST RACE, About 6 1/2 Fm. Turf. Purse \$37,000. Allowance. 3-year-olds and up.

Index	Horse and Jockey	WL	PP	ST	1/4	1/2	3/4	Sr.	Fin.	To \$1
1046	Ronnie Ray, E Delahoussaye	117	5	3	1 1/2	1 1/2	-	1 1/2	1 1/2	0.40
1079	Destiny's Venture, G Stone	119	1	2	3 1/2	4 1/2	-	4 1/2	2 1/2	7.50
8387	Clover Rover, M Hunter	117	4	4	4 1/2	3 1/2	-	2 1/2	3 1/2	11.70
(1018)	He's A Royal Honey, M Pedross	118	2	1	2 1/2	2 1/2	-	3 1/2	4 1/2	3.80
1048	Singing Parrot, C Black	117	3	5	5	5	-	5	6	10.20

No Scratches

5	RONNIE RAY	2.80	2.40	2.10
1	DESTINY'S VENTURE	3.00	2.30	
4	CLOVER ROVER			2.40

Off: 1:01 Time: :21.3:44 1:07 3/8, 1:13 4/8, Track: Clear & Firm. Winner-dbb.c.3 Fast Play-Wicked Witchcraft. Tr-Richard Mendella Own-Mr & Mrs JS Moss. Mutuel Pool \$133,825 Exact Pool \$125,735. Quinella Pool \$18,548.

50 EXACTA (5-1) PAID \$10.00  
50 QUINELLA (1-5) PAID \$8.00

Two examples where Win Energy produces the Win and Show horse; counter Energy the Place horse. A bonanza readout for Exacta, Trifecta wagers.

When making entries you're not restricted to DATE or WIN only. You can enter anything you wish at same distance, Win, Place, Show, as I've done here, or the dollar amount of the mutuels that often produce a different look for low and high paying horses.

You can enter PP's at same distance. You can also compare past performance lines at the same distance.

Now that the mechanics of the program have been explained, we go to the readouts that express its true power. Delineating Contender, Pace Line and Running Pattern selections by Total Energy. As previously stated, Total Energy is the best measuring stick of Class. No more need to make distinctions by man-made Class figures. Total Energy does a superior job.

To make it easy for you to separate races by Total Energy Class Clusters, we provide a "Hide" on appropriate screens so you can isolate races with similar Total Energy. For added convenience, a Total Energy number on the vital Early-Late Difference screen.

The SPN values appear on the Vital Factors screen. An immediate way to test the validity of your contender/pace line selections.

PACELINE DATA ADJUSTED - WITH DISTANCE EQUALIZED EMD 8-17-96 2 6 D

#	NAME	L	DIST	S	1stC	2ndC	3rdC	FnC	BL1	BL2	BLS	BLF	SR	TV	ADJ	N	T
1	ICE	2	8.0	D	22.1	45.4	58.2	111.3	0.00	0.00	0.00	0.00	90	8	-5.0	1	
2	BIGX8	2	8.0	D	22.2	45.1	58.0	110.0	0.10	0.10	0.10	2.00	88	4	-6.0	1	
3	LEAP	1	8.0	D	22.1	45.4	58.1	111.3	0.00	0.00	0.00	1.50	87	12	-2.0	1	
4	DELIL	1	8.0	D	22.1	46.0	58.1	111.2	0.00	0.00	0.00	0.00	90	12	-2.0	1	
5	TWICE	2	8.0	D	22.3	46.2	58.0	112.2	0.00	0.00	0.00	0.00	86	9	-2.5	1	
6	PLAY	1	8.0	D	22.1	45.4	58.3	111.4	3.50	4.00	3.00	0.00	88	8	-4.0	3	

PROFILE EMD 8D

#	DATE	RM	TOTAL	SC	R	VITAL FACTORS	E/DC	SCBL	3F	R	SPN	
5 FAV 1	*ICE	2	188.55	57.84-	2	(45.4)	98.94		51.18-	4	(25.4)	84.87
1 FAV 2	BIG	2	189.72	58.39-	1	(45.1)	99.12	0.10	52.92-	1	(25.0)	97.87
2 FAV 3	LEAP	1	188.32	57.84-	2	(45.4)	98.94		50.93-	5	(26.0)	88.17
L.S. 4	*DELI	1	188.97	57.39-	3	(46.0)	95.85		51.97-	2	(25.2)	92.02
4 FAV 5	*TWIC	2	184.84	58.90-	5	(46.2)	97.41		50.77-	8	(26.0)	74.67
3 FAV 6	PLAY	1	188.08	58.94-	4	(46.2)	98.79	4.00	51.38-	3	(25.3)	82.17
	HIGH		189.72	58.39		(45.1)	99.12		52.92		(25.0)	97.87
	LOW		184.84	58.90		(46.2)	95.85		50.77		(26.0)	74.67
	AVE		188.71	57.48		(46.0)	97.14		51.52		(25.3)	86.56

\* Wire to Wire

The new Sartin Pace Numbers effectively ranks contenders via Pace Factors for all viable variables. It also serves as a quasi-par rating when applied to contenders in a similar Total Energy range. SPN parameters, adjusted by the Pace Launcher 3 procedure are effective as pars for Total Energy Range, Class, Track-to-Track variations and potential value. To date this is our most predictive single rating number.

In the above scenario the Place horse came from a superior class race and has the high SPN. The winner ranks 2nd. The show horse emerged from a lower class event and ranks last. The winner paid \$20.60. The Exacta was \$75.40. Coupled with the Emerald Downs race in Follow Up #59 (pg 54) in which the winner had the #1 SPN, the Double paid \$205.60.

	RAW		ADJUSTED				
	BOTTOM LINE LS	BETTING LINE ODDS	BOTTOM LINE LS	BETTING LINE ODDS			
1	BIGX8	24.5	EVEN	1	BIGX8	22.5	EVEN
2	DELIL	18.0	2-1	2	DELIL	19.5	EVEN
3	ICE	15.0	2-1	3	LEAP	14.0	2-1
4	PLAY	10.0	9-2	4	PLAY	7.5	7-1
5	LEAP	9.0	6-1	5	ICE	6.0	8-1
6	TWICE	2.0	15-1	6	TWICE	2.0	15-1

2 3/4 furlongs, purse \$4,500, claiming \$5,000, 4-year-olds and up.

Horse (Jockey)	PP	1/4	3/8	Str	Fin	Odds
De Li Fire Chief (Ruhge)	6	3-2	2-hd	1-1/2	1-hd	9.30
Big Paz (Gann)	3	1-hd	1-hd	2-2	2-1/4	*2.20
Twice Away (Ortiz)	7	4-2	4-2 1/2	4-2 1/2	3-2 1/2	5.70
Leap All (Belvoir)	5	2-hd	3-3	3-1/2	4-hd	2.90
Squire West (Ward)	2	8	7-hd	6-1	5-ne	19.00
Ice Hill Prince (D'Amico)	1	7-2	5-hd	5-1 1/2	6-1	7.70
Play'n Tough (Best)	8	5-hd	8	7-2	7-3 1/2	4.10
Memorable Merit (Gonzalves)	4	6-hd	6-1	8	8	36.40
7-De Li Fire Chief				20.00	6.80	3.80
3-Big Paz					3.80	3.40
8-Twice Away						4.20

Daily Double (7-3) - \$205.60. Exacta (2-7) - \$75.40.

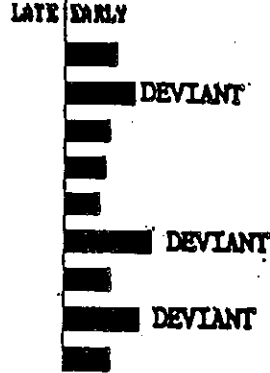
NON-DELINEATED CLUSTER

8 FURLONG THREE DAY PROFILE - 3 DEVIANTS

WIN PROFILE

DATE	RN	N	DIFF
10-2	4	2	8.9
10-2	7	1	12.1
10-3	5	3	7.7
10-3	6	3	7.1
10-3	7	3	6.1
10-4	2	2	14.9
10-4	6	1	8.1
10-4	9	2	13.1
JOE	1	2	8.1

Late/Early Difference Graph



CLUSTER DELINEATED

SORTING BY TOTAL ENERGY - NO DEVIANTS

WIN PROFILE

DATE	RN	N	DIFF
10-2	4	2	8.9
10-3	5	3	7.7
10-3	6	3	7.1
10-3	7	3	6.1
10-4	6	1	8.1
JOE	1	2	8.1

Late/Early Difference Graph



NO DEVIANTS - 100% PROFICIENT

PROFILE  
SA 8.5D

ENERGY GENERATOR

#	*	DATE	RN	N	Total	R	DEF	Hid	R	Fx	R	XMed	Lex	3rd	R	ESP
1		10-8	7	1	181.88	- 1		85.18	- 1	88.31	- 3	88.53	32.59	31.47	- 1	E/P
2		10-10	5	2	159.49	- 4	2.39	84.24	- 4	88.59	- 1	89.18	32.33	30.84	- 3	E/P
3	*	10-5S	8	1	159.88	- 3	2.22	84.36	- 3	88.39	- 2	89.24	32.30	30.78	- 4	E/P
4	*	10-11	5	1	181.44	- 2	0.44	84.78	- 2	86.21	- 4	89.03	32.39	30.97	- 2	E/P

HIGH 181.88  
LOW 159.49  
AVE 180.82




WIN PROFILE

DATE	RN	N	DIFF
10-6	7	1	4.9
10-10	5	2	11.0
10-5S	8	1	11.0
10-11	5	1	10.0

WIN PROFILE

DATE	RN	N	DIFF
10-6	7	1	4.9
10-10	5	2	11.0
10-5S	8	1	11.0
10-11	5	1	10.0

Late/Early Difference Graph



DELINEATING BY TOTAL ENERGY AND COMPUTER GENERATED E-S-P.  
3 MATCHES IN FOUR - 75%



In handicapping, anything producing a proficiency of 70% or better is something mainstream "horseplayers" would die for. This program gives you a decided edge.

Howard G. Sartin, Ph.D

# The Psychology of Winning

## ***Winning Is More Than Luck***

From the beginning we have drawn a parallel between superstar athletes and successful handicappers. I've pointed out that virtually every great athlete and coach has attributed most of their success to intensely focused meditative visualization; a technique I've often detailed in these pages. Athletes and their mentors call it 'getting in the zone'. In the "zone" superstars are never distracted by the crowd, the boos or the cheers. Neither can they be intimidated by other participants. Clients who have mastered this technique are all winning. One would think that this would inspire all clients to try visualization. Yet at the Las Vegas seminar a couple of attendees loudly and somewhat hostilely protested against our visualization exercises. They said they were silly and besides, "That's what the computer is for." Perhaps so, for those who won't try visualization. But silly, NO! My response to them, that I've defined as "Stubborn Resistance," will probably preclude their continued membership.

In the past I've said that successful handicapping was 20% Information and 80% Inspiration, i.e. psychological. In the past several years, since the advent of The Follow Up, I find that the root of all clients with protracted handicapping problems has been psychological. Too many are winning consistently and taking advantage of higher mutuels and exotics for us to believe otherwise. Foremost among psychological problems is inconsistency of application, failure to recognize obvious tendencies, too much subjectivity and a disastrous tendency toward over dependence on the words and experience of others. Also included must be the determination of some to *distort* the helpful words of teachers by making them come out as being what the client *wants* to hear instead of what is actually being said.

It has become more and more obvious that the few clients who continue to lose are deriving what is known as, "Secondary Gain." A reward for failure that is linked to childhood responses to authority figures.

One has only to read some of inane messages on the BRIS forum to realize that





“Horseplayers” as a group are notorious for not being able to distinguish between what they want to know and want to understand and what they **NEED** to know and understand to be consistent winners in *today's* racing. Apparently they'd rather lose clinging to false myth and realities born of their subjective perception than WIN with unfamiliar reality.

This hearkens back to the Follow Up 59 article on the mainstream's focus on non-linear handicapping concepts and figures. They will view our non-linear readouts and arbitrarily transpose them into Linear interpretations, imposing the limitations of simplistic grade school math on their own potential for isolating the higher priced winners and in-the-money contenders.

All this adds up to “Stubborn Resistance.” Seeing only what they want to perceive, not what they need to perceive. A viable methodology cannot be designed to please or satisfy the user. It must be designed to benefit the user. That's why there are so many “satisfaction guaranteed” methods for sale. They pander to the great mass of “horseplayers” who place personal satisfaction over winning. I fail to understand why any ethical purveyor of a valid handicapping procedure would want to guarantee satisfaction to losers who have no idea of *what* works (or they wouldn't be losers). If they were truly consistent winners they wouldn't be buying in the first place. I question the sanity of offering a method or a computer program to “losers” or bothering to argue with them when they tell me how much smarter and more knowledgeable about handicapping they are than I. I'll argue and discuss at length with winners and greet their suggestions for improvements with great enthusiasm.

But this is the holiday season. So, enough admonishing for now.





## A Holiday Message

Over the past ten years our Holiday Message has always carried a quasi-religious theme. This year we deviate and present a sacrilegious message. It was created by Patrick Bryk with loving care in the spirit of the season to laugh and be merry. It gave us a lot of laughs and merriment. We all hope it does the same for you.


*Howard*

*Shane*



*Joyce*

*Mary Sr.*

*Mary Jr.*



*June*




Journal of a Freudian Aristocracy

# The FOUL-UP

with I. M. Certain, pH. Σ.

The Foolish Pollution



of the Handicapping Solution

Publisher's Mess	_____	1
Way Out of Line with Jr.	_____	2
Editor's Cubicle	_____	3
Computer Column	_____	5
From the Cellar	_____	8
Psychology of Whining	_____	13
Pox Populi	_____	21
T&A	_____	34
7 Year Worst Speed Rating Chart	_____	55
Variants & Deviants	_____	89
"No Problem" Race	_____	144

The FOUL-UP - O'Henry Bar

Pub - Beau Monde, CA

The **FOUL-UP** is published on a schedule determined by a favorable conjunction of the planets and stars by the folks that also brought you the O'Henry Bar and with the help of the Institute of Outlandish Universality. Subscription price is \$572.99 per planetary revolution for slow boat mail and \$5687.93 for infusion directly into your cerebral cortex for those who are afraid that they won't receive it or understand it otherwise. Back issues are available at double the current prices (You should have bought them when you had the chance!). All U.S. citizens and illegal aliens add 3.14159265...% sales tax, interstellar aliens are exempt. If you have any problems with your subscription or change of address, that's just too bad. All information in this publication is for farcical porpoises only.

**The  
FOUL-UP**

**O'HENRY BAR**

**PerkUp**

The Certain Musicology

**I. O. U.**

**Beau Monde, CA 92223**

===== ABATEMENT OF POLICY =====

The Certain Musicology is based on the sounds of the Psychotheramin, and its goal is to transform the illusions and delusions of gullable gamblers and hope-filled housewives seeking supernatural solutions for picking rhoses, into a joyful, peaceful, non-temporal Reality, and a few bucks for ourselves. We are primarily an ad hoc group of highly evolved luminous beings from the Dionysian galaxy, dedicated to providing a mind-blowing alternative horseplaying method that is quite literally light years away from anything else available on your warm, fuzzy little blue and green planet with the silvery moon. Our slogan - which we've received through channeling is -

**"THE CORE OF LOSING IS WHINING"**

Bryk 1996 No part of this parody may be used in asexual reproduction or transmission of harm to anyone.

The FOUL-UP is published on a schedule determined by a favorable conjunction of the planets and stars by the folks that also brought you the O'Henry Bar and with the help of the Institute of Outlandish Universality. Subscription price is \$572.99 per planetary revolution for slow boat mail and \$5687.93 for infusion directly into your cerebral cortex for those who are afraid that they won't receive it or understand it otherwise. Back issues are available at double the current prices (You should have bought them when you had the chance!). All U.S. citizens and illegal aliens add 3.14159265...% sales tax, interstellar aliens are exempt. If you have any problems with your subscription or change of address, that's just too bad. All information in this publication is for farcical porpoises only.

**The  
FOUL-UP**

**O'HENRY BAR**

**PerkUp**

The Certain Musicology

**L. O. U.**

**Beau Monde, CA 92223**

===== ABATEMENT OF POLICY =====

The Certain Musicology is based on the sounds of the Psychotheramin, and its goal is to transform the illusions and delusions of gullable gamblers and hope-filled housewives seeking supernatural solutions for picking rhoses, into a joyful, peaceful, non-temporal Reality, and a few bucks for ourselves. We are primarily an ad hoc group of highly evolved luminous beings from the Dionysian galaxy, dedicated to providing a mind-blowing alternative horseplaying method that is quite literally light years away from anything else available on your warm, fuzzy little blue and green planet with the silvery moon. Our slogan - which we've received through channeling is -

**"THE CORE OF LOSING IS WHINING"**

Bryk 1996 No part of this parody may be used in usexual reproduction or transmission of harm to anyone.

From the



## **Publisher's Mess**

Much of this issue is designed to sub-consciously hypnotize and cajole you into making the final ego-shattering leap of blind faith into using our hyper-advanced selection methods and programs, without your being able to understand a darn thing about how or why they work. Our latest algorithms, for all viable factors, are grounded in the obscure and mysterious ancient art and science of Serendipity Metaphysics.

Remember, our methods are designed to be anti-mainstream. That's why our paceline selection method utilizes the worst race of the last seven. And don't forget to qualify contenders with the Dreyer speed ratings (by Bambi Dreyer), which measure the exact melt time of a double dip ice cream cone within 100 millimeters of the finish line at post time.

Those of you who may have accidentally read the latest book by Rich "The Suit" Ritchell, have had your psyche contaminated and you are honor bound to undergo a deep neuro-synaptic cleansing or, at the very least, a long hot bath. Call the office for free memory solvents and bubble bath while supplies last.

This is, as I've always said, a jumpin' jazzy Spike Jones kinda musicology. So, don't forget to listen to the inspiring sounds of Spike and his orchestra at least once every day (younger folks may deviate with Randy Newman or Weird Al Yankovic at their own risk). I also suggest you occasionally put on some Bix Biederbecke recordings for a real change of pace.

What does all this have to do with playing the ponies? Well, leave that to me! You just mind your own business, keep subscribing to **The FOUL-UP**, and maybe I'll get around to explaining it in some past or future issue (*final time IS relative, after all*). Geez! Who's running this show anyway?!



## Way Out of LINE

*with Junior*

The secret is out. I might just as well tell everyone before someone else (you know who) does. I confess! I read a handicapping book. My father found it, hidden under my mattress. Before I could ask what the heck he was doing in my bedroom, there I was, caught like some adolescent pre-med student studying anatomy in the monthly journals provided courtesy of Hugo Hefner. What could I do? I told the truth.

In order to provide some proof that my psychic virginity was still intact, Daddy/Dok has decided that I will have to put up all the wagering stakes for the next three months. Not to worry, he's a creampuff. I'll bet he gives in after 3 weeks and releases the restriction (and thereby opens his overstuffed wallet).

Anyway, the book, written by Art Claimer, is titled Stinky Handicapping, or was it Slinky Candywrapping?!..... well, whatever... sorry, I can't check the title now, as dad has confiscated the contraindicated tome. He's probably reading it **right now, comfortably ensconced in some quiet meditative place** like the O'Henry Bar loo or the Turf Club at Barstow Meadows.

What, me worry?! It doesn't appear that any great harm was done, as the book was pretty technical, using high falutin' terms such as 'equine gastro-intestinal reflex in the paddock and post parade', trainer/joking combos, feed ratings, space analysis using symbols like †, ☹, †, ♣, and other marvels of handicapping science from which I was being protected.

More about these promising new angles next time ....  
-- if I still have a job here!

# 💡 Editor's Cubicle

## Preposterous Benevolence

A number of you balding bean counters and abacus toting engineers have sent me databases and spreadsheets chock full of wonderful little arabic numbers and roman numerals detailing winning factors at your tracks over the last 2,000 years/races or so. Some of the statistical charts and graphics are truly magnificent to behold. In fact, after my five year old daughter adds a little finger paint to them, we schlepp 'em down to some Wine Country arts and crafts shows; selling these high priced 'modern art pieces' to inebriated suburbanites. Anyway... as you fearless control geeks attempt to establish a stable statistical model (*in a dynamic, chaotic, joyful and frolicking universe*), waiting for your chance to cash in on a sure thing, I have just four words of advice: "GIVE IT UP!". (Trust in preposterous benevolence!)

I recently received an interstellar postcard from a very lucky bloke who put together a most fantastical pan-dimensional model. Of course, he was singing the Musicology at first and winning consistently. He then became obsessed with the invincibility of numerology and the model. He cashed in, Big Time, no matter what he did! But, in spite of this overwhelming display of preposterous benevolence he could find no harmony, no peace in his heart. Why? Perhaps the explanation lies in the tides of ego and the phases of the moon.

Finally, his aura short-circuited! He just couldn't handle all that modeling and mental spinning, and winning too!! None of us has a physical manifestation *that* strong. In the end, he donated his silicon secretary along with the jetsam of his financial spaceship to the Sisters of Mercury. Now, he lives in a neo-Luddite monastery on the sandy desert outskirts of Los(t) Legos.

Note: For inspiration during boring statistical analysis sessions, and to help keep me awake, I crank up the stereo and listen to a recording of *Puzzlin' Evidence* by the Talking Heads, from the soundtrack of a hilarious and delightfully refreshing movie, 'True Stories'.



# *Computer Column*



01000000100010000100101010110101111111011111  
111101101111000110101101010010000100111110001  
0010101010101010101010001001000100100111001  
000100010001000100101010010101010000100010111  
100100101001010101010101000100100111100100100  
010101101010011101010010011111001001001001000  
111111101010101010101010001010010101000001  
11111010000001000100.

1010101101011111110111111110110111100011010  
1101010010000100111110001001010101010101010  
101000100100010010011100100010001000100010010  
10100101010100001000101111001001010010101010.

01010100,0101001010100000!!

111111010000001000100001001010101101011111111  
011111111101101111000110101101010010000100111  
1100010010101010101010101010001001000100100  
111001000100010001000100101010010101010000100  
010111100100101001010101010101000100100111100  
100100010101101010011101010010011111001001001  
00100011111110101010101010101010001010010101  
00000111110100000010001000010010101011010111  
11111011111111011011110001101011010100100001  
001111100010010101010101010101010100010010001  
001001110010001000100010001001010100101010100  
001000101111001001010010101010101010001001001  
111001001000101011010100111010100100111110010  
010010010001111111101010101010101010100010100  
101010000011111110011110010010001010110101001  
11010100100111110010010010010001111111010101  
010101010101000101001010100000111110011110010  
01000101011010100111010100100000000000?

## One more bottle... from the cellar



by Dok Certain

*A Special Series on Consumables for  
Beginners and a Refreshments Course  
for those in need.*

Meursault. Merlot.

These two words that rhyme, have not much else in common, except that they are both wines that my tiny tastebuds adore.

Meursault literally means "mouse-jump", but so what?!

Its also an area in the Burgundy region of France where they make a fine dry, luxurious white wine from the Chardonnay grape. The small Les Boucheres vineyard is highly recommended. *(please send some soon, as my meager supply has run out!)*

The merlot is a small blue-black grape that California winemakers have brought into the enophilic limelight. It makes a soft, round red wine that improves with age but is very drinkable when young. Some of the best comes from the Duckhorn winery in Napa Valley. I suggest you look for a bottle from their top notch "Three Palms" vineyard.

Many fun-loving folks from jOke-lahoma and other parts of the so-called civilized world have different tastes. Why, anywhere that naked apes cruise around with big dead bovine horns as automotive hood ornaments, in some obviously very successful mating ritual, symbolically reminiscent of nature's great dance of natural confection, is just bound to be on a higher plain. Heck, some of you may even wish to substitute a bottle of Jack Daniels in place of the fermented grape juice that us sissified pretentious urban pansies gulp down. Y'all go right ahead!

Red, white, or sour mash... Whatever your choice, always imbibe in moderation and... enjoy life. *Bon appetit!*

Izzy M. Certain, PhD. Σ.



# The Psychology of Whining

In this issue we're going to talk more about the basics of whining and how it leads directly to losing via that curvaceous conundrum, the self-balk. As a psychoutogist I've heard a lot of whining in my day, but never as much as I've heard since I began dealing exclusively with wacky wayward horseplayers.

Believe me when I say that whining about losing the last race, the beer you spilled in your lap (you klutz!), or the spending habits of your significant spiritual traveler in life, is just like spreading negative karmic mustard (and onions) onto the polish sausage that you bought at the track for lunch. Sooner or later, that meal is going to give you heartburn, or maybe a bad case of the runs! What I mean is, when you need clear, clean, positive energy to help you properly metabolize the next race, you'll reach up into that grey mush you call a brain and find that all your shrill whining has clogged up the gears. The dang machine just spurts and farts - stuck in what we karmacanics refer to as the SELF-BALK. So, stop your whimpering and whining right now and get on with your radiant, carefree, insignificant life!

As that great teacher and spiritual guide Bobo Rumraison once told me, 'we are all fictional characters in a story of our own making'. So, if you don't like your current story line, just throw in an imaginative plot twist. Turn the fable upside down. Move on to a new chapter, or just trash the old book. The past is, after all, just another fictional construct, an illusion that only gets in the way of our living in the present continuum.

A final caution: whining is very bad for your health. Its been proven to cause cavities, hearing loss, emotional exhaustion, narcolepsy, and spiritual bankruptcy. Use the Farce, instead!

# Pox Populi

Dear Dok,

You were right. Taking your advise from a recent issue of the Foul-Up, I traded in my penny loafers for cowboy boots and grew a goatee. I won 7 straight boxcar mutuels on simulcasts from Jollygood the very day that my barber pronounced the tonsorial wonder fully grown. Just like a biblical Samson, the boots & goatee have made me a much stronger and better looking horseplayer.

p.s. Now I'm busy lookin' for a filly named Delilah.  
H.G.S. Kaliphornia

Izzy,

Here's a blank check for another delightful decade of the Foul-Up. Its amazing how brazenly insipid, highly irreverent and powerfully irrelevant, but oh so deeply insightful it is! I just can't wait for the next fun filled issue. It's really turned my life upside down!!

B.S. Gnu Jork

Dok-adoodle-do:

I've got the dough to blow if you've got the know. Please send me your best software package and a box of fairy dust. I really neeeded to make a killing at the track right away, but, of course, I don't know diddley doodah about gambling or horses. Make my dreams come true, its up to you!

P.P. Neverland


To Whom It May Concern:

Why does "The Mac" always wear that long raincoat?

P.B. Alpha Centauri

**Dok's Comment: You'll just have to drag your lazy butt down to one of our seminars and muster up the courage to ask that frisky varmint yourself!**

# T & A



Photos of this fine filly courtesy of Seymoure Butts, Dk. br. h. 5, stabled at Golden Gate Fields. With so many beautiful distractions available, its no wonder that our study photographer can't seem to cross the finish line ahead of any of his competitors!

## CERTAIN MUSICOLOGY PRIZE LIST

**The "Mooch-Up" Manual** \$99.95  
by Jam "The Mac" Rickshaw & Dok Certain  
An absolute must for those who want to mooch more gambling money from rich friends or easy marks at the track.

**The Random Race - How to Spot It - How to Crush It**  
Dok Certain's totally illogical, surefire shotgun approach that absolutely guarantees you'll win those high mutuel "unplayable" races. You can't win without it! \$197.26

**Intro to Whine/Wine Therapy** \$99.95  
You'll do less whining as you learn to enjoy better wine.

**Thoreau-Mating** \$9999.95  
Our top of the line program that not only handicaps the races but guides every aspect of your wimpy indecisive little life, including helping you find the right mate! Fully autocratic!! - requires contract signed in blood and your first born child. Break this contract and our goons will beat the horsepucky out of you! Buy it now you milktoast or you'll always be a nobody!

**Octo-Rater** £8,007  
Based on the James Bond movie of a similar name. Very sexy!

**Serendipity Hick-Up XXII** ¥229,995  
Our most popular program. Filled with pretty colored graphs, little horsies running across the screen, astrological factors. A real bargain, every horseplayer should have one. Buy 2 now!

**Factor Rejuvenator** \$999.95  
Makes seemingly new factors out of one's you've ripped off from someone else. Financial Summary of pirated profits.

**Blowjammer's 21<sup>st</sup> Century Space Handicap Gizmo**  
AVAILABLE TO MENTALLY HEALTHY FOLKS TOO! \$999.95

# Variants & Deviants

Next issue, Flip Koans will initiate y'all into the clandestine communal rites of Nutro-Linguini Processing. You'll also learn, from Clem Cannoli, why some noodles are better than others, and how to calculate the difference so you can cook 'em al dente. Of course, I'll throw in my two marbles worth and answer some terribly stupid questions that you fruitcakes have been asking about the Random race. Telling you, once and for all, exactly how you should bet the grocery money on all random qualifiers with odds of 10:1 or higher.

We'll also roast the porcine purveyors of some old computer program released as the **Blastor Dandyzapper**. And lambast a new one based on *Fuzzy Wuzzy Magic*. But not another word about that program with the catchy tune, *My Ways*, because some mafiosa enforcer came by and told us to shut up or else.

~~~~~

Did I ever tell you that guy Einstein *borrowed* his famous Total Energy formula [ $e=m*(DRF \cdot SR+TV)^2$ ] from us. Luckily, he never managed to get a hold of our Theory of Serendipity. Or else, your little peace loving planet would be a totally different place - that is, if it were still in one piece!

~~~~~

Upcoming Attraction, our newest program -

**Dentropy**: the program that guarantees you'll beat up on those big payoff exotic wagers while also providing you with the beneficial side effect of cleaner, brighter teeth.

We'll be giving away a special pre-release copy of Dentropy to every horseplayer attending the upcoming Cleveland Seminar accompanied by a partner of the opposite sex. And don't forget to sign-up early for a once-in-a-lifetime seminar side trip to the Salvador Dali museum and the Rock & Roll Hall of Fame.

*mind altering refreshments will be served*

# Astrology of a "No Problem" Race

Guest Artiste: Harold Cooldini

I know you'll find the metapsychosis displayed in this "no problem" race to be truly awe inspiring. Of course, I used the contender and paceline selection methods as recommended by the Dok in the FOUL-UP, and entered the data into SPACE LUNCHER 33 with the Ultra-Fine/Netting Line.

It was the seventh race at Bay Windows, the one I had been waiting for all day, as I had identified a guaranteed sure thing, a real lock. The top rated Hidden Lethargy horse had been crossing the finish line and paying boxcar mutuels all day long. I made a big win bet on the number 2 horse and also singled it in the triple/Pick3. I could feel it way down deep in my cowboy boots - I was really going to clean up on this one!

Then, it happened. Just as I was chatting with the horseplayers at my table and listening to the call of the race - Zap! - the Serendipity factor zapped me right in the third eye! In a blazing white nuclear flash, I realized that I had intended to bet on the horse in the number 2 post, but due to the (unknown to me) presence of an entry in the race, I had actually bet a major portion of my bankroll on the horse in post number one who was assigned *program number 2* - a European import who had never raced on dirt nor in the United States!? Was I upset? Did I go ballistic?! - launching my nervous system into the upper nanosphere? "No problem", I calmly said to myself, that's Serendipity Metaphysics at work, just as explained by the Dok in the chartreuse manual. I confidently watched as the European horse lazed about in the middle of the pack, made a move around the turn, and then opened up by daylight in the stretch. The win mutuel was over \$50! I also survived a heart stopping blanket finish between six horses in the next race to win the triple/Pick3 producing my biggest crush ever! I therefore, promptly fell on my knees and screamed at the top of my lungs: "I'm King of the Universe!!!"



The Certain Dramaturgy presents

♣ **The Bi-Animal** ♣

# Cleveland Seminar

February 29 \* 30 \* 31 1997

Ohioan and new Aristocracy preacher Flip Koans has kindly arranged for group transportation to Boogiedown racetrack via the Goodyear blimp!

## Presenting

DOKTOR IZZY CERTAIN - JAM "THE MAC" RICKSHAW  
CLEM CANNOLI - FLIP KOANS - ROD BLOWJAMMER  
and a three ring circus of any others who dare to show up.

Special Event: Saturday Evening Bonfire session with former Methodology preachers who will be roasted. Group campfire singalong is mandatory! *Bring your own hot dogs, marshmallows, rope and gasoline.*

**THE CUYAHOGA RIVER YOUTH HOSTEL** near Akron  
Enjoy the magnificent kaleidoscopic flames of the spontaneously combusting river from the comfort of your outdoor cot.  
Breakfast: Free donuts and boilermakers.

---

---

# Q&A WITH THE DOC

---

---

## ***Question of the month:***

Q: Define COMPARABLE -Distance-Surface-Class - and all your other uses of the word.

A: I'll start with the dictionary definition:

**com·pa·rable** (käm'pə rə bəl; *often* kəm par'ə bəl) *adj.*  
< L *comparabilis* ] 1 that can be compared. 2 that compares; involving comparison as a method, esp. in a branch of study [*comparative linguistics*] 2 estimated by comparison with something else; not absolute; relative

These definitions should be more than adequate. However, I have underlined the phrase: "NOT absolute; relative." The *difference* between these two words is one of the chief reasons that most "horseplayers" don't win. This is because the bulk of handicapping literature, especially that relating to systems and methods, deals in absolutes. Therefore readers tend to see absolutes in the form of rules. The irony is that persons who are able to make decisions based on relative merit in other area of their life are often confused when faced with the purely relative nature of handicapping.

I've been stressing it for 21 years: In handicapping ***THERE ARE NO RULES!*** Those who accept this win. They look for parameters of relativity. Non-Winners continue seeking absolutes; a fruitless search. The way to see the predictive shades of gray between the black-white absolutes is to PRACTICE! Train YOURSELF. Instead of looking for absolutes, learn to recognize relationships. This is really as easy to learn as a set of rules. Just alter your perspective.

In this issue we've emphasized something about CLASS that has often been alluded to but never as quantitatively as now. CLASS is best determined by TOTAL ENERGY. Just separate horses by their Total Energy Clusters and you'll have comparable class. I suppose next someone will ask me to define "Clusters."

Q: How do I delete races from the new PROF-RATER? (Shane's answer).

To delete the race files from the Prof Rater program you first go to the directory the program is in and type:

```
DEL (TTT)?????
```

TTT = the three letter track name, the question marks represent the distance, surface and type of profile (w= win, p= place and s= show) For instance, if you were to type: DEL HOL????? (then press ENTER) you would erase ALL profile information from Hollywood. If you only wanted to erase all 6 furlong profiles from Hollywood, you would type: DEL HOL06???

Q: In Follow Up #55, page 27, Glenn Connolly says that the EARLY-LATE DIFFERENCE and the BOTH/AND graphs complement each other. I cannot comprehend. Please explain. Also how do I go about recognizing the COUNTER ENERGY Horse?

Shane answered him thusly:

Now, to briefly explain the Early/Late and the Both/And graphs. Quite simply, they tell you the same thing only to different degrees. The Early /Late graph shows a more extreme measure of just HOW early or HOW late the horses are in relation to each other. The Both/And gives a PERCENTAGE of how early or sustained (late) they are.

In the example you sent, you can clearly see that HIGH was the strongest Counter Energy (in this race, Sustained energy) and HALFWAY had, by far, the strongest Early energy. If using both of these graphs throws you off, then you can simply use one or the other and get the same essential information.

I'd like to add something here. Some persons have a form of dyslexia that manifests itself only in graphic or pictorial displays. If they're not partially dyslectic they have a variety of synaesthesia, a neural disorder that prevents one from deriving the meaning of relationships from optical perception. If this is the case here, pick the ONE graph that has meaning and avoid trying to make comparison with the other.

As for determining WIN ENERGY and COUNTER/ENERGY: Win Energy is defined by the Energy Factors most apparent in Winners as determined by YOUR Model/Profile. COUNTER ENERGY is likewise defined for place and in-the-money contenders. As I've often stressed, we look NOT for the horses with the MOST counter (Early-Late) Energy, but for those with COUNTER ENERGY that produce the best overall ratings.

*Caught With My Glasses Down ~*

From Joe Klachkin of the Bronx:

Doc: In Follow Up 59, pg. 67, you assigned DOMAN a DRF Variant of 7. That was from the line above the one you used. Your line had an 11 DV. With the 11 DV Doman comes up #1 on Bl-Bl. The place horse and winner are 2nd and 3rd.(Doman was the 2-1 favorite and boxing the top 3 still gets the Exacta)

	ADJUSTED	
	BOTTOM	BETTING
	LINE	LINE
	LS	ODDS
1 <u>doman</u>	19.0	EVEN
2 coast	16.0	2-1
3 dont1	13.5	3-1
4 forge	9.0	5-1
4 dont3	9.0	5-1
5 quite	4.0	10-1
6 masqu	3.0	12-1

Thanks, Joe. You're correct. I need new glasses or new eyes. In Follow Up #59 I also misread some pace line beaten lengths in the article on page 38-39. Fortunately correcting them did not alter the Final Rankings.



MESSAGE : 3738      DATE: 20-Nov-96      TIME: 08:08 PM  
FROM : GAMBLER  
SUBJECT : SARTIN

Just wanted to thank all you guys for your help with the Sartin programs and pace line selection. Went into the Handicapper's Library and read LJ book again, wow! what a huge help it was. I am pleased to report in the last 2 weeks using Aodds Gold with Quadrater. I am hitting a win percent of 70% at Calder, 65% at Aqu, and 65% at Suffolk Downs. Have been getting nice juicy prices at Suffolk, I love the smaller tracks. Again thanks to all, I feel i am on my way.

Gambler


## ***In Closing....Las Vegas (Leaving Las Vegas)?***

by Dennis Mikkelson

Dr. Sartin put me on the spot as we began the weekend in Las Vegas and now I would like to add some closing comments. Approaching the dais I felt like a maiden in its first-ever race. Once overcoming that moment when everything seemed to go blank and "What am I going to say?" wore off, I knew how that New Mexico state-bred felt when he lined up for his start in the Breeder's Cup. He's surrounded by nothing but champions! I was surrounded by nothing but champions. And what is it that sets champions apart from their peers? HEART. More than breeding. More than conformation. More than the training. More than fast times. It is Heart! It is more than just winning. It is not giving in to losing. And that is what each of the presenters brought to us at this seminar. It is heart. Their desire to turn each of us into winners. Each approach from a different focus and sometimes dialect but always delivered straight from the heart. Not merely from print-out sheets or copious notes, but from the heart. It is this desire to see each of us succeed that drives the Sartin Methodology.

At the introduction I said that it was important that each of us be able to glean one or two points that we could take with us to make the trip worthwhile and to help us attain our handicapping goals. As we return to our homes and review and assess the presentations and our notes we should be asking ourselves, "What did I get out of the Vegas Seminar?" What was it about? One of the things I think it was about, and arguably it is one of the more difficult things to deal with, and that is change. The seminar you attended to make you more proficient at handicapping thoroughbred horses turns out to be about CHANGE. Change the way you find pace lines. Change your attempts to beat races that always beat you. Change how you accept wins and losses. Change the way you look at contender elimination, maybe even change where and when you do your handicapping. Many of us get involved with the Methodology trying to put stability into the way we are handicapping. And we read the Follow Up and use the programs but still we are not much more proficient. Why? We will not let go of what works *sometimes* and then we will not CHANGE. Well we are in this Methodology - so let loose, relax and accept the change. Listen to the words of each speaker and see what you can change in your approach to handicapping that will make you a winner. Not the local horsey clairvoyant, but a winner. Stop trying to force your selections into the program's format. Start to win consistently. Remember there are no rules in this Methodology, only guidelines. Sounds a bit like real life.

I am not sure whether by writing this I could have over-stayed my stage time or not, but in closing let me remind you that YOU, each and every one of you, is the magic. Believe in You and win. See you in the cashing line.



***HOW TO LIE WITH STATISTICS***

This little booklet exposes the hidden truths behind the flagrant misuse of statistics. It reveals how a lot of published data that appears to be mathematically accurate is highly misleading and inaccurate when empirically tested.

Our field is replete with such data. Handicappers have always been deluded by the statistics printed in books and articles that are accepted on faith without testing or analysis. The 1974 publication of *Percentages and Probabilities* by Frederick Davis, followed in 1979 by Dr. Wm. Quirin's *Winning at the Races - Computer Discoveries In Thoroughbred Handicapping*, created a craze that amounted to a fetish. Both Davis and Quirin were ethical and applied the accepted scientific method in compiling their data. Yet, by their own admission, they were never able to develop a quantifiable method from their statistics that was proficient enough to show any real profit. They provided data but left it up to their readers to isolate factors that, when combined and weighted, produced a profitable method.

They started an avalanche. Since 1974, every purveyor of handicapping material has flooded the marketplace with erroneous statistics and highly misleading, out of context interpretations of the Davis-Quirin material. In all cases, even those coming from the most respected sources, 1970's data is repeated with no consideration of the probability that it is not current. The Davis-Quirin multiple regression procedure was valid, but only the most naive person could reasonably believe that conclusions derived from twenty year old data are currently accurate or applicable to every track. Tom Ainslie wrote the introduction to both of these works and he is acutely aware of the many changes in racing since the 1970's.

Yet as recently as October, 1996, we read this:

LEARNER-ATHLON REPORT - PAGE 14

**The Significance of Early Speed**  
**By Bill Olmsted**

**YESTERDAY'S FACT  
TODAY'S FALLACY**

Quirin's study of **15,348 horses** running over all kinds of footing on all North American tracks revealed that horses who were leading at the first call position won 26.6% of their races while producing a profit of 69%\* on every dollar wagered—an incredible statistic.

**\*FACT: 4.50-1 = \$9 AVE. MUTUEL NOT 1.69% EVEN BACK THEN  
26.6 X \$9 = 19.7% PROFIT PER DOLLAR WAGERED**

**\* THE \$3.38 NET FIGURE IS BASED ON AN ISOLATED WIN CYCLE. IT DOESN'T REFLECT THE 26.6% OF WINNERS OR THE AVE. MUTUEL OF \$11.00**

FCP	NH	NW	WPCT	MPCT	SNET	I.V.	Ave. Odds
X 1	15348	4075*	26.6%	55.5%	\$3.38	2.50	4.50-1
2	15348	2574*	18.8%	47.3%	\$2.37	1.58	5.00-1
3	15348	2100*	13.7%	42.8%	\$1.94	1.29	5.45-1
4	15348	1764	11.5%	37.9%	\$1.46	1.08	5.80-1
5	15348	1475**	9.8%	33.8%	\$1.28	0.90	6.25-1
6	15347	1165**	7.6%	28.2%	\$1.11	0.71	6.90-1
7	14398	884**	6.1%	23.1%	\$0.95	0.59	7.80-1
8	12576	619**	4.9%	19.0%	\$0.71	0.49	8.90-1
9	9977	421**	4.2%	15.3%	\$0.74	0.45	10.80-1
10	7807	173**	2.2%	11.0%	\$0.46	0.24	12.75-1
11	4639	73**	1.6%	7.0%	\$0.27	0.18	14.30-1
12	3040	25**	0.8%	5.0%	\$0.23	0.10	17.20-1

EVEN BACK THEN,  
ALL RANKS EXCEPT  
FIRST = LOSS!

(Note: The MPCT and SNET statistics here are based on 5339 of the 15,348 races studied.)

Here are some 1996 facts from the 1996 meet at Santa Anita Oak Tree, a track that's traditionally a benchmark example of early speed, especially in sprints:

Distance: 6 furlongs. Percent of Winners leading at first call 26.2% Average Mutuel \$6.80. Hi \$12.00. Lo \$3.60 R.O.I (one horse) MINUS 2.32! Betting this factor with the Methodology's best "Other Than Early" (two horse bet) 51.4% Ave. Mutuel: \$9.80. High: \$28.40. Low: \$8.60. R.O.I. (plus) +25.93.

The percent of wire-to-wire sprint winners is much the same as in 1979. However, as a result of 18 years proliferation of the Early Speed phenomenon, the average mutuel has fallen so dramatically that, even at a track famous for its early speed, it is no longer profitable.

The most important point, however is that Quirin's 1979 stats and today's are from results. Only the most naive of rainbow-chasing horseplayers could possibly believe they could predict wire-to-wire winners from looking at Past Performance lines. Even the most sophisticated computer aids employing Energy factors and their Energy-Generated E-S-P and other vital match-up predictors, do not forecast all winners who go wire-to-wire. In fact, if you look at some of the PROF-RATER readouts in this issue you'll see that the energy yields of wire-to-wire horses are seldom distinguishable from that of pressers and sustained winners.

The fact is, it is not important for us to so predict wire-to-wire winners. Our forecasts are based more on incremental and compounded energy exertion analysis, not position calls, except at the end of the race where we'd *like* to predict a 1-2-3 order of finish.

Here is an example that is quite typical of the disparity between horses that go wire-to-wire on the result charts but show little if any indication of being able to do so in their past performances. The race is the 1st at Oak Tree on October 9, 1996. The winner, MISSOU, went wire-to-wire. Nothing revealed by its past performance fractional times or Position Calls would indicate its result chart performance.

LOOK:





Wire-to-wire winner devotees should have seen one of these horses coming through for them. But none did. Looking at representative lines for them and MISSOU, this is how they ranked:

#	NAME	L	N	T	EPR	LPR	CPR	TT	HID	FW	FX	LS	RANK
1	MISSO	3			5	1	1	4	1	3	1	16	1
2	FOR J	1			3	3	2	7	3	2	2	22	3
3	OUR I	3			8	2	4	6	2	5	3	30	4
4	BABY	2			7	4	5	8	6	7	6	43	6
5	MISTR	3			1	9	6	3	9	4	5	37	5
6	MOTOW	2			9	6	8	3	5	9	7	47	8
7	PRIDE	3			4	7	7	5	8	6	9	46	7
8	TAMI'	2			6	8	9	2	7	8	8	48	9
9	VALOR	2			2	5	3	1	4	1	4	20	2

ADJUSTED  
BOTTOM BETTING

	LINE	ODDS
1	MISSO 21.0	EVEN
2	FOR J 16.5	2-1
3	OUR I 12.0	7-2
4	MISTR 10.0	9-2
5	MOTOW 4.5	10-1
6	PRIDE 4.0	10-1
7	BABY 2.0	15-1

**1046**—FIRST RACE, 6 Furlongs, Purse \$10,000, Fillies and mares, 3-year-olds and up. Claiming price \$10,000.

Index	Horse and Jockey	WL	PP	ST	1/4	1/2	3/4	Str.	Fin.	To \$1
8081	Missoula Lulu, M Pedrosa	117	1	4	1hd	1hd	-	1 1/2	12	3.30
9115	Motown Philly, C Black	117	9	12	103	-	-	8 1/2	2nd	15.80
9141	Baby Formula, P Valenzuela	117	7	11	4hd	31	-	3 1/2	3 1/2	12.10
9123	Tam's Issue, G Almeida	115	11	8	2	5 1/2	-	4 1/2	41	35.10
9083	Missoua Quickly, B Biers	117	8	1	2hd	22 1/2	-	22	52 1/2	33.90
8329	For Joie, E Delencourgo	119	4	2	5 1/2	71	-	6hd	6hd	1.00
8363	Pride Of Yoda, O Vergara	115	10	10	10 1/2	91	-	92	7 1/2	59.60
9158	Valorie, J Garcia	117	12	3	7hd	8hd	-	7 1/2	8 1/2	4.90
9115	Elle Dubye, M Garcia	117	3	12	6hd	4 1/2	-	51	95	206.00
9115	Our Irish Miss, F Valenzuela	117	6	6	11	12	-	11 1/4	101	16.90
9033	Our Alicia, M Hunter	117	2	5	32	8 1/2	-	10hd	112	50.60
9018	Lady Sabina, S Martinez	117	5	7	91	11 1/2	-	12	12	93.20

SCRATCHED — Mead Lile.  
 Claimed — For Joie—Mark Ogden—John W Sader.  
 1—MISSOULA LULA ..... 6.00 5.48 5.00  
 9—MOTOWN PHILLY ..... 11.00 7.00  
 7—BABY FORMULA ..... 6.00  
 Off: 1:01 Time: :21.4 :45.1 :57.4 1:11 Track Clear & Fast. Winner—ch.m.5 Olympic Native—Test Of Time Tr—Mika Mitchell Own—Lima Family Trust. Mutual Pool \$173,107. Exacta Pool \$112,582. Quinella Pool \$22,077. Trifecta Pool \$142,513.  
 \*\* EXACTA (1-9) PAID \$164.00 \*\*  
 \*\* TRIFECTA (1-9-7) PAID \$891.00 \*\*

ENERGY GENERATOR -- ATM

SAX 10-9-96 1 6 D

#	NAME	L	N	T	Total	R	DEF	Hid	R	Fx	R	%Med	Lex	3rd	R	ESP
1	MISSO	3			169.66	- 1		65.59	- 1	66.07	- 8	68.34	32.66	31.66	- 1	PRE
2	ELLE	3			165.54	- 9	4.12	64.39	- 7	66.24	- 6	69.37	32.25	30.63	- 7	E/P
3	FOR J	1			167.85	- 3	1.81	64.50	- 5	66.51	- 2	68.99	32.40	31.01	- 2	E/P
4	LADY	1			165.89	- 7	3.77	63.22	- 11	67.51	- 1	69.27	32.29	30.73	- 5	E/P
5	OUR I	3			168.24	- 2	1.42	64.32	- 8	66.18	- 7	69.50	32.20	30.50	- 9	E/P
6	BABY	2			166.77	- 6	2.89	64.49	- 6	66.39	- 4	69.12	32.35	30.88	- 4	E/P
7	MISTR	3			167.21	- 5	2.45	63.55	- 10	66.35	- 5	70.10	31.96	29.90	- 11	EAR
8	MOTOW	2			165.89	- 7	3.77	65.05	- 2	65.89	- 9	69.06	32.38	30.94	- 3	E/P
9	PRIDE	3			165.20	- 10	4.46	64.52	- 4	65.68	- 11	69.80	32.08	30.20	- 10	EAR
10	TAMI'	2			165.77	- 8	3.89	64.87	- 3	65.79	- 10	69.34	32.28	30.66	- 6	E/P
11	VALOR	2			167.41	- 4	2.25	64.08	- 9	66.42	- 3	69.49	32.20	30.51	- 8	E/P

HI/LO Difference = 4.46 Average = 166.86

The Winner exerted Median Energy of 68.34% with compensating 3rd fraction energy of 31.66. The balance makes it a Presser by our computer generated E-S-P. It has the best 3rd fraction but is by no means a late charging horse. Its Total Energy of 169.66 is the best of all the contenders. FORJ was the Even Odds favorite, probably because the crowd, indoctrinated with the "Early Speed" mystique, thought it would

take off and "never look back." It came in 6th. But with a \$4 mutuel what would be the reward if it had won? Time to repeat that current mutuels for this factor are NOT the \$9 quoted by Early Speed promoters.

Here I'd like to insert an observation that Glen Connolly has turned into a handicapping technique. In assessing the Early Pace matchup he ADDS percent median to Total Energy. Let's give that a try and see how it works in this race.

**EARLY PACE MATCHUP POTENTIAL**

- MISSOU: 169.66 + 68.38 = 238.04/2 = 119.02
- FOR J: 165.89 + 69.27 = 234.27/2 = 117.13
- VALOR: 167.41 + 69.49 = 236.90/2 = 118.45
- BABY: (Sh) 166.77 + 69.12 = 235.89/2 = 117.94
- MOT'N:(PI) 165.89 + 69.06 = 234.95/2 = 117.47
- MISTR: 167.21 + 70.10 = 237.31/2 = 118.65

Two reminders: (1) Use ADJUSTED Total Energy. (2) This formula is meant for evaluating the Early Pace Matchup of WINNERS in races where your profile says a degree of EARLY is important. It seldom applies to in-the-money contenders.

Glen has accurately confirmed our assertion that Adjusted Total Energy is the best evaluator of CLASS. Hence a horse with a Total Energy/Class Edge is better able to dictate the pace when facing lesser competition. Pure mathematicians will say that averaging a power number with a percentage number is apples and oranges and not acceptable. We did it with Ultra-Scan and it worked. This technique is an outgrowth of the Ultra-scan concept

Fade out Santa Anita Oak Tree, Fade in Hollywood Park. November 13, 1996. Two wire-to-wire winners this day in the sixth and seventh races. The sixth was for first time starters so we go to the seventh. Here are the results:

**2061**—SIXTH RACE. 5 Furlongs. Purse \$21,000. Maiden fillies, 2-year-olds.

Index	Horse and Jockey	Wt.	PP	ST	¼	½	¾	Str.	Fin.	To \$1	
---	Reading Habit, C Nakatani	119	5	1	1 <sup>3</sup>	1 <sup>7</sup>	-	1 <sup>8</sup>	1 <sup>3</sup>	.70	
---	Christmas Star, C McCarron	119	1	6	2 <sup>½</sup>	2 <sup>6</sup>	-	2 <sup>4</sup>	2 <sup>4</sup>	2.10	
---	Haifa, J Garcia	119	2	5	5 <sup>1½</sup>	4 <sup>½</sup>	-	3 <sup>1½</sup>	3 <sup>1</sup>	14.20	
---	River Chase, M Hunter	119	6	3	4 <sup>5</sup>	5 <sup>2½</sup>	-	5 <sup>2</sup>	4 <sup>5</sup>	33.80	
---	Golden Chatter, K Desormeaux	119	4	2	3 <sup>2</sup>	3 <sup>2½</sup>	-	4 <sup>hd</sup>	5 <sup>¼</sup>	5.60	
---	Snowy Egret, A Soles	119	3	4	8	8	-	6	8	15.10	
Scratched — Crazy Magic, Formal Companion.											
7—READING HABIT					3.40	2.40	2.20				
2—CHRISTMAS STAR					2.80	2.80					
4—HAIFA					2.90						

Off: 3:07 Time: :21.2:44.2:57.2 Track: Cloudy Fast. Winner-b.1.2 Half A Year-Paper-back Habit Tr-Wallace Dollase Own-Golden Eagle Farm. Mutuel Pool \$184,821.50. Double Pool \$15,194. Exacta Pool \$185,108. Quinella Pool \$28,442. Trifecta Pool \$148,048. Pick Three Pool \$48,120.

\$2 EXACTA (7-2) PAID \$7.40      \$2 DOUBLE (7/7) PAID \$13.80  
 \$3 PICK THREE (7/7/1,3,7) PAID \$34.50      \$2 QUINELLA (2-7) PAID \$4.20  
 \$2 TRIFECTA (7-2-4) PAID \$33.40

**2062**—SEVENTH RACE. 6 Furlongs. Purse \$21,000. Fillies, 3-year-olds. Claiming price \$25,000-22,500.

Index	Horse and Jockey	Wt.	PP	ST	¼	½	¾	Str.	Fin.	To \$1	
1088	Ceeftown, A Soles	118	1	8	1 <sup>hd</sup>	1 <sup>½</sup>	-	1 <sup>1</sup>	1 <sup>¼</sup>	3.30	
1113	Punchbowl, B Blanc	115	3	6	5 <sup>½</sup>	3 <sup>1</sup>	-	3 <sup>1½</sup>	2 <sup>1¼</sup>	7.50	
1208	Reallyroan, M Hunter	115	8	3	7 <sup>4</sup>	7 <sup>2½</sup>	-	5 <sup>hd</sup>	3 <sup>¾</sup>	12.00	
1206	Tizpink, J Garcia	115	5	7	8	8	-	7 <sup>3</sup>	4 <sup>1¼</sup>	4.50	
1113	Totally Spellbound, C Black	118	6	5	6 <sup>hd</sup>	5 <sup>1</sup>	-	6 <sup>½</sup>	5 <sup>1¼</sup>	33.20	
1170	Imalzealedup, R Douglas	115	2	2	2 <sup>hd</sup>	2 <sup>1½</sup>	-	2 <sup>hd</sup>	6 <sup>2</sup>	1.30	
(1123)	Encinos Song, O Vergara	114	7	1	4 <sup>1½</sup>	4 <sup>½</sup>	-	4 <sup>1½</sup>	7 <sup>5</sup>	25.10	
1122	Prize Possession, N Chavez	110	4	4	3 <sup>hd</sup>	6 <sup>½</sup>	-	8	8	11.90	
Scratched — Frenzied.											
Claimed — Imalzealedup-Miles V Feld-Jude T Feld; Punchbowl-Picard Cross-Owner.											
1—CEEFTOWN					8.00	4.20	3.40				
3—PUNCHBOWL					6.90	4.40					
9—REALLYROAN					5.40						

Off: 3:35 Time: :22:45.1:57.4 1:10 4/5. Track: Cloudy Fast. Winner-dbb.1.3 Cee's Tizzy-Fil Stop Tr-Jay M Robbins Own-Cecilia P Straub-Rubens. Mutuel Pool \$215,270.10. Double Pool \$20,153. Exacta Pool \$175,751. Quinella Pool \$24,219. Trifecta Pool \$218,761. Pick Three Pool \$54,348.

\$2 EXACTA (1-3) PAID \$62.20      \$2 DOUBLE (7/1) PAID \$24.80  
 \$3 PICK THREE (7/1,3,7/1) PAID \$117.80      \$2 QUINELLA (1-3) PAID \$36.80  
 \$2 TRIFECTA (1-3-9) PAID \$444.80

MUTUELS: \$3.40 + \$8.60 = \$12.00  
 AVERAGE \$6.00

Anything in CEEF'S Past performances to indicate it would go wire-to-wire? Not recently, only its maiden win in 1995. Certainly *not* a line anyone would use.

1 CEEFITWIN		1998 4 1 2 0 \$22920										1995 4 1 1 1 \$20025			
13Oct98	SA ft faAlw37000	8.5	21.1	43.2	109.3	118	5- 3.25	5- 7.5	5- 8	7- 10.5	75	79-12	MISS ,SHEZA,LEGAL,Steadied	10	
20Oct98	SA ft fClm25000	8.0	21.3	44.3	57.3	110.3	3- 1.5	3- 2.5	3- 1.5	1- .25	84	85-14	CEEFI,SOUND,REALL,Lacked r	8	
20Sep98	FPI ft fClm25000	6.5	22	45.4	111.3	118.1	2- .5	2- .5	1- .5	2- .13	86	90-13	SHANE,CEEFI,CYABL,Game, ca	8	
31Aug98	DNR ft fClm32000	8.5	21.4	44.1	110.1	118.4	4- 1.5	3- 2	4- 1.5	2- 2.75	83	84-13	LEGAL,CEEFI,SANAZ,Inside t	10	
31Dec95	SA ft fClm40000	6.0	21.2	44.4	57.4	110.3	2- .5	2- .13	1- .5	2- 3.5	83	80-13	IMALL,CEEFI,SWINE,Led, out	8	
MW -22Nov95	HOL ft faM432000	6.0	21.3	45.3	58	110.4	1- .5	1- 1	1- 1.5	1- 5.5	85	86-11	CEEFI,SNOW ,ELUSI,Clear un	11	
28Oct95	SA ft faM432000	8.0	23	45.3	58.3	112	2- .13	2- .5	3- 2	4- 3	72	74-15	FRENZ,FAR O,KOY J,Duoted b	8	
12Oct95	SA ft faM432000	8.0	21.3	44.4	57.3	112	7- 4.75	5- 8.5	3- 5.5	3- 3	85	74-16	MAGIC,FRENZ,CEEFI,Mild let	12.	

Here are the contenders:

HOL 11-13-1998 RACE 7 DIST 6 SURF D PURSE \$21,000  
 PACELINE DATA ENTRY

#	NAME	L	DIST	S	1stC	2ndC	3rdC	FnlC	BL1	BL2	BLS	BLF	SR	TV
1	CEEFI	2	6.0	D	21.3	44.3	57.3	110.3	1.50	2.50	1.50	0.00	85	14
2	IMALL	1	6.0	D	21.4	44.4	58.4	109.3	1.50	3.50	7.00	8.75	81	18
3	PUNCH	1	6.0	D	21.2	44.4	57.2	110.0	0.13	0.50	0.50	6.75	81	12
4	PRIZE	4	6.0	D	21.4	44.4	57.0	110.0	2.50	2.50	3.50	4.25	85	8
5	TIZPI	2	6.5	D	22.0	45.1	110.3	117.0	6.25	6.50	3.25	0.00	85	15
6	TOTAL	2	6.5	D	21.4	45.4	111.3	118.2	1.25	0.00	0.00	0.00	89	10
7	FRENZ	2	6.5	D	21.1	43.2	109.3	116.0	9.25	9.50	6.25	7.00	83	12
8	REALL	2	6.5	D	22.0	45.1	110.3	117.0	1.50	1.50	0.13	1.00	84	15

ADJUSTED

	BOTTOM LINE LS	BETTING LINE ODDS
1 CEEFI	16.0	2-1
2 REALL	15.0	2-1
3 TIZPI	13.0	3-1
4 IMALL	8.5	6-1
5 PUNCH	7.5	7-1
6 FRENZ	8.5	8-1
7 PRIZE	1.0	20-1
8 TOTAL	0.0	20-1

Pace Launcher likes CEEF. To see if it has wire-to-wire potential we go to the Adjusted Energy Generator:

ENERGY GENERATOR -- ATM

HOL 11-13-98 7 8 D

#	NAME	L	N	T	Total	R	DEF	Mid	R	Fx	R	%Med	Lex	3rd	R	ESP
1	CEEFI	2			188.78-	2	0.92	64.01-	4	66.13-	6	69.87	32.05	30.13-	6	EAR
2	IMALL	1			189.70-	1		64.48-	2	66.39-	3	69.13	32.35	30.87-	2	E/P
3	PUNCH	1			188.52-	3	1.18	63.51-	5	66.62-	1	69.66	32.05	30.14-	5	EAR
4	PRIZE	4			167.85-	6	1.85	64.39-	3	65.93-	7	69.68	32.13	30.32-	4	EAR
5	TIZPI	2			188.08-	4	1.62	65.00-	1	66.19-	4	68.81	32.48	31.19-	1	E/P
6	TOTAL	2			184.31-	7	5.39	63.44-	6	66.48-	2	70.08	31.97	29.92-	7	EAR
7	REALL	2			188.05-	5	1.65	64.48-	2	66.18-	5	69.36	32.28	30.64-	3	E/P

HI/LO Difference = 5.39 Average = 187.9

Averaging Adjusted TOTAL ENERGY and Percent MED. we see this result:

	Rank
CEEF (W) = 238.65/2 = 119.33	2
IMAL (FAV) = 238.83/2 = 119.41	1
PUNCH (PI) = 238.28/2 = 119.19	3
TOTAL (70%M) = 234.39/2 = 117.19	5
REAL (Sh) = 237.41/2 = 118.70	4

Nothing in handicapping is #1 all of the time. Here the winner ranks second behind the favorite. The Place horse is 3rd, the Show horse 4th among the seven contenders evaluated. TOTAL, the horse with the highest percent Median, ranked last. Any procedure that produces the winner in the TOP 2 a majority of the time is worth exploring. But, I hasten to remind you, this is a formula for detecting hidden EARLY ability. It is not meant for races where your profile points to winners that run Sustained or Late.

SUMMARY: (1) Early horses who get the lead at the first call and go wire-to-wire still win over 25% of the time. But their average mutuel has dwindled. (2) Most frequently Result Chart evidence of wire-to-wire winners is not supported by Past Performance evidence. Mainstream techniques for detecting potential "Early Speed" leave a lot to be desired. Total Energy rankings relative to percent Median are indicators that we alone possess. Use them.





# VOX POPULI

## THE CLIENTS SPEAK

Doc Sartin & staff:

...I'm sending a copy of a \$600 Tri Box ticket (boxing top 4 as prescribed) for the Doubting Thomas's.

Pace Launcher 3 is working magnificently. Some times I don't believe the readouts and watch a 10 - 30 to cross the finish line that the program has on top that I did not bet (but I'm learning).

We will be in Cal. next month and am planning to make an appointment to see you & Shane to trade my Synergetic II up to Thoromation thanks to the profits gained from your teachings.

Your friend and pupil,  
D.W., New Hampshire

AUTOTOTE / AUTOTOTE / AUTOTOTE / A	
CANTERBURY	BAY MEADOW: 19:02:39
\$1 TBX 2,4,7,10	\$24: 4-NOV-96
	: 000505
	: R 10 52
	: 9 5802
24 BETS TOTAL	\$24: E278 EAD*

Dear Doc/Shane,

Here is my subscription for the Follow Up for 1997. Looking forward to more of the same "Good", "Best" advice on handicapping, and for advice on the psychology of winning.

Thanks again  
R.R., California

... I'm thrilled with "the limited exposure" I've had to the Pace Launcher and literature - results excellent so far; can't wait till I know what I'm doing with all of this.  
W.L.A., Canada

Hi Doc - Mary

...I just came home from playing the Breeder's Cup. Had 5 of 7 winners and 4 of 7 exactas. Da 'Hoss beat me and I lost the 1 1/2 Turf. Great money day. If your students did what you've been trying to teach them there is no excuse for them not going home with a ton of money!!!

Hope we can get to see all of you soon.

Sincerely,  
J.S., New York

**DOC COMMENTS: See Shane's readout for Da Horse. You could have had 6 of 7.**

**From a non-client with Pace Launcher 2:**

Dear Sir:

Thank you for your prompt reply to my request for an exchange of disks due to a glitch. I will use the hotline if there's any further problem.

For Shane's information, I was not in the windows program at time of use. The part that gave me trouble was when I input three year distance from another track and then hit 'control' or a key close to it instead of the 'enter' key.

I congratulate you however, on this being an excellent product as it puts so many sophisticated options in the hands of people like myself who do not easily grasp how to measure with any degree of ability the finite variables that go into making intelligent decisions in choosing winning selections.

B.F., Canada

Dear Dr. Sartin,

Enclosed you will find my check for another year's subscription to the Follow Up. There are some things that I can do without but this is not one of them.

My Quad and Match programs just keep pumping out winners.

Thanks.

With confidence,

H.H., Kansas

...In conclusion I find Pace launcher to be a very good program for picking winners and an exceptional program for picking contenders.

Thank you,

M.P., Minnesota

Dear Mary,

...I am doing real well with my handicapping, thanks to Dr. Sartin's teaching. I have done a selection sheet for the Keeneland meet each season since I have been in KY. A friend of mine has a large new stand here and he insists that I do it for him. It has been a "great" success this year. I have had some terrific days. I started out the meet with two competitors, but I did so well that I drove both of my competitors out of business after the first week.

Your friend,

L.R., Kentucky

Doc,

Things could not be going better at the current Oak Tree meet. I'm finding the low mutuels everyone talks about hard to come by. My average is just over \$10.00 for the meet. I'll be sending in a check soon to renew my Follow Up subscription.

Bestest,

V.Y., California

**DOC COMMENTS: His extraordinarily high Santa Anita average mutuel comes as a result of only wagering on races where his Bottom Betting Line indicates overlays.**

Hi Doc, Shane, Mary,

Hope everything is going well in Beaumont. Would like you to know Pace launcher 3 is working great!

Thanks again,

M.F., Florida

Gloria,

Thanks for the prompt service. Please tell Doc Sartin that Pace Launcher 3's Pace Match Up and Vector Graph are outstanding. They make PL3 a stand alone program, but I still make final decisions using Energy II.

Thanks again,  
D.M., Canada

Doc and All,

Enclosed is my questionnaire response and a check for \$137. I believe my follow Up subscription will expire with #59. Not sure if you send a reminder, but I want to pay the \$87 for first class delivery to continue. I would not want to take a chance on missing #60 or any others. I would also like all 4 seminar workbooks as advertised on last page of Follow Up #59. ...Also thank for the winner of the 10/6/96 Bel R7 Boojum S+K.. Lord Corson paid \$19.80.  
R.M., Illinois

	ADJUSTED	
	BOTTOM	BETTING
	LINE	LINE
	LS	ODDS
1 LORD	14.0	2-1 - <i>w #19.80</i>
2 HAY C	13.0	3-1
3 Swes	11.5	4-1
3 LITE	11.5	4-1
4 FRIEN	8.5	6-1
5 FORES	8.0	6-1
6 HONOU	4.0	10-1
6 SPLEN	4.0	10-1
7 Swes	0.0	20-1

BEL 10-6-96 7 6 0

Doc,

Can't say enough good things about Pace

Launcher 3. The Bottom Line Betting Line is the best readout!

It is the perfect tool for those of us who are sometimes overloaded by all the different screens, graphs, adjustments, etc.

I love it when the line points to a selections that is 10 or more Beyer points less than the top Beyer, which is always the public's choice and usually the favorite.

Thanks again for everything. Best to Shane. With Shane on line, clients have lost another excuse for not winning.

Peace & Freedom,  
M.K., Illinois

Shane,

Thank you for helping me to straighten out my computer problems. Changing over to DOS and using HRACE directory have solved the problem.

Now I'm ordering Pace Launcher 3 to solve my modeling problem.

Thanks again for your time and patience. May God bless you all for being what you are.

Sincerely,  
A.R., Michigan

To Shane Sartin

I have Pace Launcher 3 and Thoromation 2A. I had a good Monmouth meet I won just over \$5,000 after expenses the first time in 10 years that I won for the meet and I am doing well. At the simulcast last night I hit a \$124 exacta...

T.M., New Jersey

**DOC COMMENTS:** Happily since the advent of PL3 and my harping on using corollaries, we're getting more and more mail testifying to winning MONEY; not just lots of races.

This letter needs a little preface from me. The writer had previously told me that he had to abandon handicapping when AKSARBEN didn't open and he could not get daily results from a newspaper. I explained that a properly interpreted Profile was a great asset in finding better paying winners but *was not essential* to success. We had lots of winning clients before I introduced the profile concept. I also told him that Shane doesn't rely on a profile, nor does Jim Bradshaw. While both would probably benefit from using one, they still win. They have a built-in mechanism that lands them on the best horse(s). I told him to do likewise and now he's back at it. A profile is *not essential*, but it sure can help make you more profit. As you can see, he compensated for a lack of a profile by focusing on the Match Up. Shane and Jim do likewise.

Dear Doc Sartin,

Thank you for responding to my recent letter of renewal to the Follow Up and answer to my questions.

I received Follow Up 58 the same day as your letter. I thank you kindly.

Your words regarding Shane's not using a profile rang clear, so I re-read the Solutions manual and my eyes opened up. It's the Match Up of the horses entered in the race, as I understand it.

I am taking your advise.

I am also re-dedicating myself to learn how to use (my) programs to the best of my ability. I will send reports when I can, and let you know how I'm doing.

I look forward to your Psychology of Winning tapes when you finish them.

Many Thanks. God bless.

J.H. Nebraska

Dear Howard,

I wish to apologize for my failure to send in any T-mation reports. As you can see by the attached work-up on PL3, I am OVERWHELMED with its success – you will enjoy reading over these figures knowing that 98% of my pace lines were in top 3 as per your recommendations in the Follow Ups. You should be really proud of yourself because you have done what no other person has done, and that is provide your heart's work to insure clients for their betterment. God Bless you Howard and your entire organization.

Sincerely,

V.W. California

P.S. Hope you had the 2nd DM 8/31

"Ol' Henry " (house)

What a hunch bet that would make!

**DOC COMMENTS: Ol' Henry came up #2 on Shane's Bottom Line, Betting Line. I bet it based on the name because I'm a "scientific" handicapper!**

	BOTTOM LINE LS	BETTING LINE ODDS
1 GOLD	23.5	<b>S</b> EVEN
2 OL' H	18.0	<b>W</b> EVEN
3 VERAC	10.0	<b>P</b> 9-2
4 KAVIL	5.5	9-1
4 STILL	5.5	9-1
5 SUDAR	5.0	9-1
5 TOBER	5.0	9-1





PACE LAUNCHER BEST TIMES - DIRT												
	TRACK	5.0	5.5	6.0	6.5	7.0	7.5	8.0	8.3	8.5	9.0	10.0
IAXS	AK-SAR-BEN	58.2	104.0	108.3		122.2			141.0	142.4	149.4	
IALB	ALBUQUERQUE	56.3	102.2	108.0	115.1	121.3		135.2		143.1	150.0	204.1
IAP	ARLINGTON PARK	57.4	104.2	109.0	115.2	121.4		133.4		143.2	146.4	205.0
IQU	AQUEDUCT			108.2	115.1	121.3		134.0			148.4	203.0
IQT	AQUEDUCT(INNER)			109.2					139.2	141.0	147.1	201.3
IARP	ARAPAHOE PARK	57.0	102.2	108.4		122.3		135.1	140.3	143.3	151.0	206.1
IASD	ASSINOBIA DOWNS *	57.4	104.0	109.1		124.2		136.4		141.4	150.0	205.0
IATL	ATLANTIC CITY	56.4	103.1	109.0	115.4	121.0				143.1	150.4	204.3
IATO	ATOKAD PARK			113.1	119.0			140.0	145.2	147.1	152.3	
IBEL	BELMONT PARK	57.1	103.4	108.2	114.4	120.1		132.3		139.4	146.0	159.2
IBEV	BEULAH PARK	56.3	103.2	108.3				135.4	140.0	141.2	149.3	200.4
IBIR	BIRMINGHAM	57.4	104.2	109.4				137.4	142.1	145.1	149.3	205.4
IBM	BAY MEADOWS	56.3	101.2	108.1				133.4		141.3	146.1	203.3
IBMF	BAY MEADOWSF	57.3	102.2	108.1				135.0		141.1	148.4	
IBND	BANDERA DOWNS *	57.2	103.2	110.0		128.0		136.2	143.0	145.2	152.4	
IROI	BOISE *	57.0	102.3	110.2	117.4	123.2		135.4			152.4	204.0
IBRD	BLUE RIBBON DOWNS *	57.0	102.2	108.4		123.0		136.2		143.3	149.3	203.2
ICBY	CANTERBURY PARK	59.2	103.2	109.4	117.3			138.2	143.2	145.1	151.3	207.2
ICD	CHURCHILL DOWNS	57.3	103.4	108.3	115.3	121.3		134.2		142.1	149.2	201.1
ICLS	COLUMBUS *			110.2	117.2				142.0	145.2		
ICRC	CALDER RACE COURSE	57.4	104.2	109.2	118.4	122.1		137.0	141.2	143.4	150.2	206.0
ICT	CHARLES TOWN *				117.1	124.3				145.1	152.1	209.1
IDED	DELTA DOWNS *	58.1			119.2	125.4		139.3		145.4	155.3	210.2
IDEL	DELAWARE PARK	56.4	103.0	108.2				136.3	140.4	142.4	149.3	202.4
IDEP	DESERT PARK *		106.0	115.1	119.2			139.4				
IDET	DETROIT	57.0	103.0	108.1				135.2	140.0	142.0	148.4	205.1
IDMR	DEL MAR	57.2	102.3	107.1	114.1	120.1		134.0		140.2	147.4	159.2
IELP	ELLIS PARK	58.0	103.4	109.1	115.0	122.4		135.2			149.4	206.0
IEMD	EMERALD DOWNS			110.2				136.3				
IEVD	EVANGELINE DOWNS *	57.4	104.1	109.1				137.2	142.4	144.2	150.4	
IFE	FORT ERIE	56.2	103.4	109.2	117.2			139.4		143.0	150.3	204.0
IFER	FERNDALE	58.0			118.2	124.2				145.1		
IFG	FAIR GROUNDS		103.1	108.4				136.2		142.0	148.4	208.0
IFL	FINGER LAKES	57.2	102.4	108.4				136.1	141.0	143.2	148.4	
IFMT	FAIR MEADOWS		104.4	110.4	116.4			137.0		147.3	153.1	
IFNO	FRESNO	56.0	103.0	108.1				134.1		140.1	147.1	202.4
IFON	FONNER PARK *			110.4	117.1			137.0	142.4	143.4	151.2	
IFP	FAIRMONT PARK	59.0	104.1	110.4				137.2	142.0	143.3	153.4	205.3
IFPX	FAIRPLEX			109.4	116.1	122.4				142.0	149.3	
IGF	GREAT FALLS *	59.2				125.0			145.2	149.2		
IGG	GOLDEN GATE FIELDS	56.2	102.0	107.4				134.0		140.2	147.2	201.2
IGCF	GILLESPIE COUNTY FG		105.3	113.4		127.2				141.3		
IGP	GULFSTREAM PARK	56.4		108.0	115.0	120.4			139.0	141.3	147.2	200.2
IGRP	GRANTS PASS *	100.4	104.2	109.4	120.0					143.4		
IGS	GARDEN STATE	57.0	103.1	108.4				135.3	141.1	142.0	148.0	203.0
IHAP	HARBER PARK *			115.2	124.4	128.4		145.1			200.2	
IHAW	HAWTHORNE	57.1	108.0	108.3	115.2				139.4	143.1	151.1	201.0
IHIA	HIACLEAH PARK	57.2	103.2	108.1		121.1				142.1	147.1	202.2
IHOL	HOLLYWOOD PARK	57.0	102.1	107.4	113.1	121.2	127.2	134.0		140.4	146.2	159.2
IHOP	HOOSTER PARK		102.3	108.4				134.2		142.1		

IEMD | EMERALD DOWNS | 58.4 | 104.3 | 109.3 | 116.3 | | | 135.4 | | 142.1 | |

PACE LAUNCHER BEST TIMES - DIRT

	TRACK	5.0	5.5	6.0	6.5	7.0	7.5	8.0	8.3	8.5	9.0	10.0
HOU	SAM HOUSTON	58.0	104.0	108.4	115.2	122.0		136.2	141.0	143.0	149.4	204.2
HST	HASTINGS PARK *			111.2	118.0					143.0	149.1	
KAM	KAMLOOPS				117.0	123.0		137.3			151.4	207.1
KEE	KEENELAND			107.3	115.0	120.1				141.4	146.4	202.1
KIN	KIN PARK		103.1		117.0	122.0				145.2		
LA	LOS ALAMITOS			109.3	115.1	122.1				141.1	147.4	
LAD	LOUISIANA DOWNS	57.1	102.4	108.4	115.0	121.3		134.3	139.4	141.2	149.0	200.4
LAM	LA MESA *	57.2	105.1	110.3		125.4		140.0		146.4	151.4	
LNN	LINCOLN			111.1				138.3	140.3	145.0	154.4	
LRL	LAUREL PARK	57.2	103.4	108.0	116.4	122.0				142.0	148.1	201.3
MAR	MARLBORO *				120.1			145.0		145.1		
MD	MARQUIS DOWNS *		106.2	111.1	118.2	125.4		138.4		145.3	151.4	
MED	MEADOWLANDS	57.1		107.4				135.2	138.2	140.4	147.0	203.0
MP	METRA PARK	100.2	103.4		115.2	125.2			145.0	149.0	154.2	
MEX	MEXICO CITY *	57.4	104.4	113.0	115.2	125.2		140.4		145.2	153.0	205.1
MNR	MOUNTAINEER PARK	57.2	103.1	109.0	118.4			137.1	141.2	143.2	151.3	203.4
MPM	MT. PLEASANT	59.1	107.2	114.1							208.3	
MTH	MONMOUTH	57.2	103.4	108.1				135.4	140.3	143.1	148.1	205.1
NMP	NORTHHAMPTON	55.1			120.4					149.2		
NP	NORTHLANDS PARK *	58.4	105.4	110.1	115.4			137.0		142.4		
OP	OAKLAWN PARK		102.4	108.1				135.4		141.2	147.1	
PEN	PENN NATIONAL	56.4	103.1	109.0					141.2	142.1	151.0	203.4
PHA	PHILADELPHIA PARK	58.4	102.4	108.2	115.1	121.1		135.2	138.2	142.3	147.2	203.4
PIM	PIMLICO	58.4	104.1	109.3					142.1	141.3	148.0	203.1
PLA	PLAYFAIR *			109.4	114.0			136.2	141.3	144.0	150.2	
PLN	PLEASANTON	57.0	102.0	108.1					138.1	141.2	147.0	
PM	PORTLAND MEADOWS	59.2	103.4	108.3				137.1	144.1	144.1	149.4	203.1
PR	PUERTO RICO		104.2	111.4	118.0	122.4				145.3	153.3	
PRE	PRESCOTT DOWNS *	58.2	103.1			124.3				148.0	156.1	
PRM	PRAIRE MEADOWS	57.1	103.3	109.2				135.2	140.3	143.0	151.0	202.3
RET	RETAMA PARK	58.0	103.1	108.4	115.4	122.0		138.4				205.2
RD	RIVER DOWNS	57.3	104.2	110.4				138.0	142.3	144.2	152.3	202.1
RIL	RILLITO *			109.4	118.4	122.4		136.3		143.0	151.2	
RKM	ROCKINGHAM	57.2	103.4	109.3						143.2	151.0	205.2
RP	REMYNTON PARK	57.2	103.3	109.2	115.1	121.2		137.1	139.3	142.4	148.3	204.4
RUI	RUIDOSO *	57.3	103.1	109.1				137.0		145.2	154.1	
SA	SANTA ANITA PARK	57.3	102.0	107.2	114.0	120.2 <sup>H</sup>	127.0	134.0		140.2 <sup>S</sup>	148.3	159.1
SAC	SACRAMENTO	58.4	103.0	107.2				135.2		141.2	149.3	204.1
SAL	SALEM *		108.4	112.1				139.0		148.0		
SAN	SANDOWN PARK *			111.3	118.2					145.2		
SAR	SARATOGA	58.2	103.4	108.1	115.0	121.1		137.0			147.2	201.4
SFE	SANTA FE	58.2	103.1	108.4	118.1	121.3		136.0		142.0	150.0	208.1
SJD	SAN JUAN DOWNS	58.0		111.2	117.1	123.2		138.1			151.4	
SNO	SUNFLOWER DOWNS *		107.0		119.0	125.2				147.3		
SOL	SOLANO *	58.0	102.4	108.4				136.1		141.4	150.3	
SPT	SPORTSMAN'S PARK *		104.0	108.4	117.0			136.0		142.1	148.3	
SR	SANTA ROSA *	57.1	102.2	108.1				135.4		140.4	152.1	201.2
STK	STOCKTON *	55.4	101.3	107.4				134.4		140.3	148.1	
STP	STAMPEDE PARK *		106.0	109.2				136.2		143.2	148.2	
SUD	SUN DOWNS *			113.3	120.3	127.2		146.0		149.0	155.3	

**PACE LAUNCHER BEST TIMES - DIRT**

TRACK	5.0	5.5	6.0	6.5	7.0	7.5	8.0	8.3	8.5	9.0	10.0
SUF SUFFOLK DOWNS	58.0		108.2				137.3	141.4	142.1	148.3	205.2
SUN SUNLAND PARK	58.4	102.2	109.1	115.4			135.2		144.0	149.2	205.1
TAM TAMPA BAY DOWNS	57.3	105.0	110.2		123.1				144.1	154.3	209.3
TDN THISTLEDOWN	57.3	104.0	109.3				138.2	141.2	141.1	148.2	203.2
TIM TIMONIUM *				118.0			139.0		144.4	157.2	
TP TUREWAY PARK			108.2	114.1			134.0		141.0	146.0	204.0
TRM TRINITY MEADOWS *	57.2	103.0	109.1	116.2	123.1		135.4			151.2	209.4
TUP TURF PARADISE (2)	58.0	101.1	106.2	113.4	121.4		133.1		141.1	148.4	201.3
WDS WOODLANDS	57.2	103.3	108.2				136.2	142.0	143.2	150.2	203.1
WO WOODBINE	58.2	103.1	108.2	115.2	<del>121.2</del>		135.2	141.3	<del>141.4</del>	149.1	202.1
WRD WILL ROGERS DOWNS *	58.0	103.1	111.4				138.4	143.2	145.3		
WYO WYOMING DOWNS *	58.4	103.2	108.0				137.4		142.4	152.3	203.0
YM YAKIMA MEADOWS	57.2	102.2	108.4				133.0		140.2	148.0	202.1

**COMPARATIVE TRACK CLASS LEVEL CHART\***

LEVEL 1	LEVEL 2	LEVEL 3	LEVEL 4	LEVEL 5	LEVEL 6
Aqu	Aqu(1)	Ap	Aks	Det	Bal
Bel	GP	ATL	Cby	Tdn	Del
Dmr	Hla	BM	FE (-3)?	HST	Fno
Hol	OP	CD	FG		LA
Sa	WO	Crc	Haw		Pln
Sar		Fpx	RP		SR
		GG	Bmf		Sac
		Grd	Lrl		Sol
		GS			Spt
		Kee			Stk
		LaD			Tim
		Med			Fer
		Mth			Mar
		Pha			
		Pim			
		NMP			
LEVEL 7	LEVEL 8	LEVEL 9	LEVEL 10	LEVEL 11	LEVEL 12
CT	Beu	DeD	Alb	Jua	Asd
Elp	Pen	NP	Arp	Sal	ATO
FL	RD	San	BIR	PRM	MD
Suf	TB	Sun	BRD	BGD	MF
TP	Mnr	HOU	Cis	BnD	Pre
TuP	StP	TRM	EvD	Boi	HaP
Rkm	Tam	Kam	FP	GrP	MP
		Wds	Fon	Kin	MPM
		YM	LaM	SuD	Ril
		<del>EMD</del>	LnN		WRD
			PM		Wyo
			Pla		
			Rui		
			SFe		
			SJD		

This chart represents only an approximation of the absolute class of the various tracks, not just the purse levels. Local knowledge should take precedence.

\* SOME OF THE TRACKS MAY NOT BE OPERATING AT PRESENT, BUT MAY RE-OPEN

PACE LAUNCHER BEST TIMES -- TURF

TRACK	5.0f	5.5f	6.0f	6.5f	7.0f	8.0f	8.5f	9.0f	9.5f	10.0f	11.0f	12.0f
AP	ARLINGTON PARK	56.1				134.2	141.0	148.0	154.3	158.2		229.1
AP(a)	ARLINGTON PARK (a)	57.0				134.4	140.2	149.1	157.4			229.4
AQU	AQUEDUCT					136.0	141.4	148.0			220.2	231.4
ATL	ATLANTIC CITY		102.4			135.4	142.0	148.4	152.3			229.2
ATL(a)	ATLANTIC CITY (a)	57.3	103.2			137.0	144.0	149.4	158.1			233.0
BEL	BELMONT PARK				120.0	132.2	139.3				214.2	225.1
BEL(i)	BELMONT PARK (i)						139.1		157.3		211.3	
BM	BAY MEADOWS		106.2		126.3	134.3	141.2	148.3			218.4	232.0
BM(a)	BAY MEADOWS (a)							145.4			217.0	
BMf	BAY MEADOWS (fair)						142.4				218.0	
CD	CHURCHILL DOWNS	56.4				133.3	140.4	140.4			215.2	226.2
CD(a)	CHURCHILL DOWNS (a)					136.4	142.2	142.2				
CRC	CALDER RACE COURSE	58.0			122.1	134.2	140.0	140.1				224.0
CRC(a)	CALDER (a)	56.2				137.1	140.4	141.3				226.2
DEL	DELEWARE PARK	58.2				135.2	141.1	149.2			218.1	234.1
DEL(a)	DELAWARE PARK (a)	56.2				135.4	142.0	140.2				231.3
DMR	DEL MAR	56.2				134.0	140.4	147.3			212.4	229.4
FE	FORT ERIE				122.0	134.1	142.1		205.4	216.2		
FG	FAIR GROUNDS		103.3			138.1	144.0	149.2				
GG	GOLDEN GATE	58.3	104.4	111.2	118.0	134.0	141.2	147.2			215.0	229.4
GG(c)	GOLDEN GATE (chute)						141.1	150.0				
GP	GULFSTREAM PARK	56.3				133.1	141.2	147.1			211.1	224.3
GP(a)	GULFSTREAM PARK (a)					135.2	141.3	148.2			214.4	228.1
GS	GARDEN STATE	56.3				136.3	142.2	148.2			217.1	
GSa	GARDEN STATE (a)					136.2	142.2	147.1				
HAW	HAWTHORNE	56.3				134.1	141.0	148.4				
HAW(a)	HAWTHORNE (a)					137.2	147.4					
HIA	HIALEAH PARK		103.3				139.3	147.3	153.3			224.2
HIA(a)	HIALEAH PARK (a)		103.4				140.0	146.0	154.2			232.3
HOL	HOLLYWOOD PARK		100.2	107.0	113.3	132.3	139.2	145.0	154.0	157.2		225.0
HOU	SAM HOUSTON	58.0				136.1	143.2	151.0				
KEE	KEENELAND		103.0	109.3		133.3	141.1	147.0				229.1
KEE(a)	KEENELAND (a)					133.4	141.0	151.1				
LAD	LOUISIANA DOWNS					135.0	141.1	147.2				
LAD(a)	LOUISIANA DOWNS (a)	56.2				139.3	143.4	151.4				
LRL	LAUREL PARK	57.2	102.1			135.0	141.0	146.1	154.0	158.4		226.3
MED	MEADOWLANDS	56.4				134.3	140.2				214.3	
MED(i)	MEADOWLANDS (i)	56.4				135.3	139.4					
MTH	MONMOUTH	54.4				133.3	140.4	146.1			218.4	234.2
MTH(a)	MONMOUTH (a)	56.0				136.2	142.0	148.1				
PEN	PENN NATIONAL	55.2				134.2	138.2					227.4
PHA	PHILADELPHIA PK	56.2				137.2	142.0	151.1			221.4	233.0
PHA(a)	PHILADELPHIA PK (a)	57.3				140.0	143.0	152.2			221.0	236.3
PIM	PIMLICO	56.4				134.4	140.4	147.3			215.4	228.0
RD	RIVER DOWNS	56.1				135.0	140.4					
RKM	ROCKINGHAM					137.0	143.0	149.4			220.4	
RKM(a)	ROCKINGHAM (a)							145.3			223.1	
RP	REMINGTON PARK					135.2	140.2	147.4				
SA	SANTA ANITA PARK		101.1	108.4	113.2	133.2	139.3	146.0		158.3		223.4
SAR	SARATOGA						139.4	145.2	153.0			225.2
SAR(i)	SARATOGA (i)					135.2	139.4	147.0			214.2	225.4
SUF	SUFFOLK DOWNS	58.1				140.2	144.4				218.1	
TUP	TURF PARADISE	58.1			125.3	135.3	143.2	149.2		201.0	213.1	230.4
TUP(a)	TURF PARADISE (a)	57.4			125.2	138.2	145.2	156.1				
WO	WOODBINE <i>outer T</i>			107.3	120.1	133.0	139.4	145.1		201.0	213.2	225.3
WO(a)	WOODBINE (a) <i>about</i>							145.1		202.3		229.3
WO(i)	WOODBINE (i) <i>inner t</i>				126.4	135.1	141.0	147.1				

## GLOSSARY OF TERMS

### NON Alphabetical

Terms originated by and indigenous to The SARTIN METHODOLOGY

**PACELINE:** Formerly called Running Line. The Incremental PACE & Final Times as published in The Daily Racing Form or from a Viable Downloading source.

**TRUE CONTENDER:** An entrant in a race that actually has a chance to win or be in the money against today's competition.

**MATCH-UP:** (Pace Match-Up) A technique for measuring each True Contender's Fractions that add up to Final Time, against the fractions of the competitors in the same race. The Inter-Reaction of each horse to the others in a race based on running styles that can alter the patterns and fractional times that run by a horses in previous efforts.

**BEHAVIORAL PATTERN:** Popularly referred to as running style as determined by genetics (breeding) and training.

**ENERGY:** Incremental Velocities transformed into in the percentage of horse's Total Energy used at each call.

**E-S-P:** : Designating a horse's TYPICAL Running Style when in form as indicated by its ENERGY yield as well as by its customary position in races. E= Early. P = Presser. S = Sustained. Sub-variation are: EP: Early Presser. SP: Sustained Presser. One move final fraction horses are called L: Late. These designations appear as computed on the readouts of ALL advanced Methodology programs.

#### ENTRY SCREEN DEFINITIONS:

1st CALL: First Fraction

2nd CALL: Half Mile in Sprint. 3/4 Mile in Route.

3rd CALL: Stretch Call.

FINAL CALL: Time at Finish of Race.

2nd FRACTION: The 1st Call subtracted from the Second Call & adjusted for lengths beaten or gained.

3rd FRACTION: The 2nd Call subtracted from Final Time and adjusted for lengths beaten or gained.

BL1: Lengths Behind at the 1st Call.

BL2: Lengths behind at the 2nd Call.

BLS: Lengths Behind At The Stretch Call.

BLF: Final Beaten Lengths

NOTE: If a horse's position call is "1" at any call, regardless of its lead, use 0.

SR: Daily Racing Form Speed Rating.

TV: Daily Racing Form Track Variant.

N or NTL: NEED TO LEAD AS THOROUGHLY EXPLAINED within the text of ALL advanced manuals, this volume, the terms designate at which Point in a race a horse, traditionally needs to take the LEAD in order to WIN or come in close. 1 = Need to lead from start to finish 2 = Need to Lead from second call to finish 3 = Comes from OFF the pace to win. 4 = Wins or is in-the-money with final fraction or stretch move ONLY.

**TANDEM:** A Race in which two or more contenders came out of the Same Race. Fully explained in text.

**NOTE:** Many of the following terms have been adopted by a number of other authors but their published formulae is no longer compatible with the actual permutations used in the Sartin Methodology. We now employ the New Era mathematics of CHAOS PHYSICS. This new procedure has given these now popularly mimicked terms give them a heightened potency that produces results far superior to the old. However, here are the basic elements of their formulae:

**TOTAL ENERGY:** The newly WEIGHTED Sum of the feet -per-second value of a horse's Incremental Fractions as adjusted by lengths beaten or gained.

**HIDDEN ENERGY:** The newly WEIGHTED Average of a contender's 2nd and Final Fractions.

**MEDIAN ENERGY:** The PERCENTAGE of a Horse's Total Energy expended at the 2nd Call.

**EARLY-LATE DIFF:** The WEIGHTED Difference Between a Horse's Energy at the 2nd Call and 3rd Fraction. + = More weighted Energy at the 2nd Call. - = More weighted energy Late

**BOTH/AND:** CHAOS Formula, employing FRACTALS, that divides each race in equal halves and registers the percentage of Energy Expended by a contender in the first and second half of a race.

**EPR and/or EP:** Early Pace Rating and computerized Early Pace

**LPR:** Late Pace Rating.

**CPR:** Composite Pace Rating. Seen only in the PACE LAUNCHER series. Comparable to SUSTAINED PACE in other programs.

**TT (Hidden 2nd):** Popularly called TURN TIME. It is the fractional GAP between 1st and 2nd call: The second quarter in a sprint; the GAP between the half mile and the three quarter mile time in a route.

**SP:** Sustained Pace. The WEIGHTED Value of a Horse's Velocity and/or Energy, 2nd Call plus 3rd Fraction. AVERAGED

**FX:** FACTOR X. The weighted composite of 1st and 3rd fraction Velocity or Energy Expenditure.

**FW:** FACTOR W. The balance between Early and Late Energy-Velocity yield. Different formula for Sprint and Route. Is particularly effective when a horse runs a balanced race.

**3rd:** Percentage of a horses Total Energy/Velocity still available in the final fraction.

**LEX:** A WEIGHTED Formula for LATE ENERGY Expenditure RELATIVE to a horse's potential TOTAL ENERGY.

**AUTO #1 ADJ:** Fractional and Final time adjusted by the DREAM RACE Energy/velocity of the contenders in a given race. Creating a Par Adjustment based on the actual times Each Contender will face in the current race.

**DREAM RACE:** Creates Pars from the FASTEST potential 1st, 2nd and 3rd fractions of each contender you enter in a race.

**ATM:** Automatic Track to track + Manual adjustment. Leaves you an option to make additional Manual (self perceived) adjustments.

**AUTO ADJ:** An Automatic Adjustment made from times of each TRUE contender in a race. (see Dream Race).

**AUTO-S:** Only in Quad Rater: A Specially weighted AUTO adjustment that takes into consideration horses shipping from other tracks that are faster or slower; surface differences and daily track variants.

**VECTOR (Graph):** A display of Positive or Negative MOVES made by Contenders in each Segment of a Race relative to the Pace of the Race.

**PACE GRAPH:** In Pace Launcher and post Pace Launcher Programs. Shows projected Pace of Race by call and how each contender will run against that pace.

**SORT:** A Linear Ranking of contenders by category with a (LINE SCORE) summary averaging all factors. All rankings are one apart and low is best.

**BOTTOM LINE:** A Non-Linear WEIGHTED evaluation of each contender's WIN potential relative to all horse entered. This is not a linear sort and employs Fuzzy Logic. The most effective SORT yet devised.

**BETTING LINE:** An ODDS LINE that shows what a horse's odds SHOULD BE based on the Viable Variable of THIS Methodology. It does NOT attempt to create a Mainstream evaluation of so-called TRUE ODDS. It predicts potential value based on the power of Methodology factors.

**PARAGONS:** Depicts the relative power of the THREE BEST horses, Early, Median and Late.

**PARADIGM:** A more refined WEIGHTED version of PARAGON.

**COROLLARY:** A factor or group of factors from a secondary program or computer readout source that confirm the readout analysis of a primary readout source.

**TRUE SPEED:** The F-P-S and/or Energy Value of Final Time.

**SPN:** Sartin Pace Numbers. The top 4, often top 3, produce a bevy of winners and in-the-money contenders

**CLASSIC TERMS.** A thorough understanding of the importance of these terms in absolutely ESSENTIAL for success in Pace Handicapping.

**PACE OF RACE:** The 3 fractional times or Energy Expenditure of the P.O.R horses in the lead at each call. As many as FOUR can Qualify. Leading at 1st call, 2nd Call, Stretch Call, Finish. These are the times that appear in the Racing Form with no consideration for lengths beaten or gained. Only a horse going wire-to-wire will run the CALL P.O.R. Ideally, P.O.R AND P.O.H should be figured by 1st fraction and The GAPS between 1st and 2nd Call (2nd Fraction) and between 2nd Call and Final Time, (3rd Fraction). Not even the CALL P.O.R horse will necessarily own the fractional Pace of Race.

**PACE OF HORSE:** The performance of a horse AGAINST the pace it ran, applying length beaten and gained. Ideally this compilation is done BY individual FRACTIONS, not calls.

**ENTROPY:** Energy no longer available. Deceleration as measured by degree of Energy loss from various points in a race.

**EX:** short for Energy Expenditure

**DC:** short for Deceleration

**DV:** Symbolizing the weighted average of Deceleration and Velocity by segments.

$Ep/dv$  = Early Pace DV.

$P/dv$  = Presser DV

$He/dv$  = Hidden Energy DV

$TD/dv$  = Total Deceleration, start plus finish averaged with the deceleration for same segments.

$PM/dv$  = Pace Median DV, the Velocity/Deceleration ratio of fractions 1 & 2.

**KINETIC (Energy):** Measures the amount of Energy available by segment, as measured by degree of Entropy.



---

**Remembrance of Things Past...  
And a Look at the Year Ahead  
With a Focus on Your  
Potential For Profit**

---



Somewhere along the roadway between 1975 and 1996 I got branded for doing a good job of helping people to win races but a lousy job of helping them win money! Along that same road I learned that, for the most part, expert handicapping commentary is sadly warped by the commercial interests of the commentators. In this "business" one must assume the attitude of P.T. Barnum, who allegedly said: "I don't care what they say about me as long as they spell my name right." I've read a lot about myself in books and magazines over the years. They always spelled my name right but few ever correctly described the Methodology or accurately analyzed my fundamental purpose.

A major portion of my first manual was dedicated to making Line Scores designed to maximize win potential and, at the same time, keep people away from situations where the odds did not warrant a bet. At the time, personal computers were not the rage and were quite expensive. Thus, a computerized odds line was not practicable. Neither was it optimal for the kind of people attracted to my work.

From the very beginning I stressed the fact that the Methodology was not for horseplayers, and I quote:

"...offers an **alternative** to the losing gambler through a reality based, educational **therapeutic** procedure designed to meet the needs of the client. These needs are mainly psychological. I contend that the pathology of the problem gambler is losing; and the cure for losing is... **WINNING!**"



It was never my intention to appeal to high rollers or adroit, skilled handicappers with successful methods of their own. I only wanted to help the non-successful. To accomplish this, I had to discourage all notions that such success was EASY or could be gained through procedures seeded in "Conventional Wisdom." In the process I avoided "hossy" sayings and the kind of verbiage being used by popular racing authors. All of history's great political and philosophical transitions have been enunciated by indigenous phraseology. The idea being that by elevating the level of the language; the awareness level of its recipients is also elevated.

For a few years everything went along swimmingly. Then some authors, all well-intentioned in the beginning, began writing about the "Sartin Methodology." Unfortunately most of them bastardized it beyond recognition. The problem was -and is - the readers of these works will forever think they were getting an accurate picture.

Our Method is *not* static. It is not frozen in time. Books, especially those from commercial publishing houses, unfortunately are! So I cringe in horror when I read things about the Methodology from writers and the horseplaying public alike, that are incorrect and distorted.

As of now, the only written vehicle for this Methodology is the Follow Up; from issue 28 forward. Everything else is dated or, like the Yellow Manual, intended as a basic foundation for future buildings.

Since 1994, my efforts have been directed toward a more *simplified* process for winning races and a formula for profitable wagering. The computer programs are inwardly more complex but outwardly more simplistic. The reason for this is that most of those who enjoyed the challenge of complexity and arcane language became consistent winners or they grew superannuated and died.

Yesterday's Methodology has been pirated and cloned by so many purveyors that it no longer produces any real profit. Winners, yes, but seldom profit, especially at major tracks. So many people are using one version or another that too many of them land on the same choices, causing lower mutuels. Today's Methodology has evolved from recognizing these facts. Resting on past laurels is *not* the way to remain true to the promises I've made to clients since 1975. Shortly after the publication of *Modern Pace Handicapping* and *Pace Makes the Race*, I realized it was time TO MOVE FORWARD!

The Pace Launcher series, incorporating many unseen advances, was step ONE. After long and diligent research I discovered a way to reconcile the differences between Past Performance handicapping and beneficial use of Result Charts. Step TWO: Optimal use of the ability for the selection of contenders and appropriate pacelines. Throughout 1996 we gave away variations of a Modeler/Profiler program as a bonus to all seminar attendees. With each give-away the scope of the readouts was broadened. Hence, the material written about using the program has been altered

and often negated by each progression. This is why I gave it free. Thus, today's Prof-Rater II differs greatly from the profiler I described in seminar manuals.

Like many of you, I have always had a problem betting over \$50 a race. On average I previously put only between four and five hundred dollars per racing day through the mutuels. Compare this with the claims of some well known experts who say they wager an average of \$2,000 per day. Excluding some fabulous days when I've enjoyed astronomical profits, I enjoyed an average R.O.I. of between 1.5 and 1.6. That was before Pace Launcher 3. Back then when my profits went higher, I was usually under the kind of strain and pressure not consistent with good health. I was always content with my profits that remained constant regardless of which advanced Methodology computer program I was using.

Then came Pace Launcher 3. By focusing on its Bottom Line/Betting Line and, eschewing bets on horses with lower odd projections, my R.O.I. has risen considerably. Therefore, In the past I always developed new concepts and computer programs for you. They were tailored to fit YOUR needs as I detected them from your questions; to eliminate confusion and to serve those who were not interested in developing any highly sophisticated, esoteric interpretive skills. My original intent in researching the data now produced by PROF-RATER II, in conjunction with additional Pace Launcher 3 formulae screens, was for my benefit; as a means to give me the added confidence boost essential for making \$200+ wagers. I'm a child of the depression. I picked dandelions for pot liquor suppers. My first job was for 25 cents an hour. In my early childhood \$200 a month was a living wage.

For 21 years the Methodology has had a unique appeal for clients with well defined anxieties who make up about 67% of our membership. These persons cannot stand the kind of losing streaks that accompany virtually every other known handicapping procedure. Their anxieties also produce fear of wagering in the amounts cited by every alleged expert in the field. Rare indeed is the client like the one on the BRIS Forum line who uses Pace Launcher 3 and recommends it to others (see full text at the end of this issue). This client holds out for odds of 17-1 and is happy with a two-horse win proficiency of only 36%. His R.O.I. is 1.44. He wagers 50-50 because of the higher payoff but betting a 60-40 ratio, would raise it considerably.

I have been a member of the Sartin Methodology for a year now. My win percentage betting 2 horses these past 6 months is about 36% my average odds I am getting is 17 to 1 and I have witnesses to prove it. The win percentage you obtain isn't that important it is your R.O.I. that is important. A 44% R.O.I on win betting only I very much doubt anyone could get using any method that solely depends on speed. Remember the one rule Howard Sartin gave his clients "when it comes to handicapping there are no rules.

Entering those figures onto Dick Mitchell's excellent Odds Simulator, we see this:

Flat-Bet

A Original bankroll 100  
 B Number of trials 20  
 C Win probability (0-1) .360  
 D Odds Const., Varying (C or V) C  
 E Constant odds to 1 8.5 ← HIS 17-1 CUT 1/2  
 F # of repetitions (1-100) 10 FOR 2 HORSE BETS  
 G Amount of bet 5  
 H Use trace (Y or N) Y  
 I Use printer (Y or N) Y  
 J Use previous seed (Y or N) Y  
 K Limit win % range (Y or N) N  
 L Display all results (Y or N) Y  
 M All correct

Expectation:

2:42

As you see I've cut his 17-1 Odds in half to 8.5 allowing for the fact that he bets two horses to win per race. I gave him a starting bank of only \$100, asked the simulator for 20 trials of 20 races each with just a total bet of \$5, the least one can wager using a 60-40 strategy. I did this based on a fact that I've so often stressed: If you can't profit from a \$100 bank making small wagers, you should never go higher until you can.

The overall printout took reams of paper. Here are the highlights and the summary. I've chose the readout with the most losses in a row and another with the least:

MOST:

Total capital	285	5.00	8.500	LOST	95.00
Longest win streak	2	5.00	8.500	LOST	90.00
Longest lose streak	8	5.00	8.500	LOST	85.00
Win percentage	30	5.00	8.500	LOST	80.00
Total \$'s bet	100	5.00	8.500	WON	122.50
Average odds	8.5	5.00	8.500	LOST	117.50
		5.00	8.500	LOST	112.50
		5.00	8.500	LOST	107.50
		5.00	8.500	LOST	102.50
		5.00	8.500	LOST	97.50
		5.00	8.500	LOST	92.50
		5.00	8.500	LOST	87.50
		5.00	8.500	LOST	82.50
		5.00	8.500	WON	125.00
		5.00	8.500	WON	167.50
		5.00	8.500	LOST	162.50
		5.00	8.500	WON	205.00
		5.00	8.500	LOST	200.00
		5.00	8.500	WON	242.50
		5.00	8.500	WON	285.00

REPETITION # 3

Eight losses in a row on the third 20 race cycle. The first question everyone needs to ask themselves is can they withstand this many consecutive losses even for his/her R.O.I? Many clients have an anxiety attack after three losses.

LEAST:

Total capital	570	5.00	8.500	LOST	95.00
Longest win streak	4	5.00	8.500	LOST	90.00
Longest lose streak	2	5.00	8.500	WON	132.50
Win percentage	60	5.00	8.500	LOST	127.50
Total \$'s bet	100	5.00	8.500	WON	170.00
Average odds	8.5	5.00	8.500	LOST	165.00
		5.00	8.500	WON	207.50
		5.00	8.500	WON	250.00
		5.00	8.500	WON	292.50
		5.00	8.500	WON	335.00
		5.00	8.500	LOST	330.00
		5.00	8.500	WON	372.50
		5.00	8.500	LOST	367.50
		5.00	8.500	WON	410.00
		5.00	8.500	WON	452.50
		5.00	8.500	LOST	447.50
		5.00	8.500	LOST	442.50
		5.00	8.500	WON	485.00
		5.00	8.500	WON	527.50
		5.00	8.500	WON	570.00

REPETITION # 8

Four straight wins, only two consecutive losses. In this cycle there are 12 wins, 8 losses. Many clients have an anxiety attack after four.

SUMMARY:

RESULTS:

Average return	384.75
Win percentage	41
Average odds	8.5
Longest win streak	4
Longest lose streak	8
Average bet	5
Number of busts	0

After 10 cycles of 20 races each, 200 races, we see no busts and an average return of \$384.75 per cycle. Subtract the \$100 and you have profit of \$284.75. Since several of the 20 race cycles produced less profit, his 200 race R.O.I. is 1.44.

This person has demonstrated great discipline as he states, "In front of witnesses." His principal track is Louisiana Downs where \$36 mutuels are more frequent than at most tracks. He wagers off-track, often cherry picking from as many as four tracks in a day in order to make bets on an average of ten races. This is a wise approach because when simultaneously wagering at multiple tracks one never really knows how many consecutive losses have been incurred.

For those who can't cherry pick races that offer 17-1 odds, I suggest that you may want to

accept no less than a \$9.40 mutuel. The very least skilled of our advanced program users are winning at 55% That's only 11 wins per 20 race cycle. Let's put this lower expectation through the Simulator and see what happens:

INPUT:

Flat-Bet	
INPUT DATA:	
Original bankroll	100
Number of trials	20
Win probability	.55
Average odds to 1	2.45
Base Bet	5
Random seed	-103
Limit win % range	Y

Betting two horses to win per race means cutting the 4.9 to 1 odds in half. 2.45 to one. Our longest win streak is 6. Most consecutive losses 4. No busts. The average return per 20 race cycle is \$206.05; a profit of \$106.05 for each \$100 wagered. R.O.I. = 2.06 (\$1.06 profit for each dollar wagered). But as in the previous test that R.O.I. does not come with each single 20 race cycle. The best cycle produced 2.77, the worst 1.75. Win percentages were: Low 45%. High 65%.

SUMMARY:

### RESULTS:

Average return	206.05
Win percentage	53
Average odds	2.79
Longest win streak	6
Longest lose streak	4
Average bet	5
Number of busts	0

I don't believe in chopping down crosses and putting up totem poles, (or vice versa), so if you're happy winning races and don't care about profit, I won't try converting you to handicapping for profit. I purposely refrain from using the term "Value." It is all too often used to describe a betting procedure recommending value for the sake of value alone, with no prescribed means of determining which contender has TRUE VALUE. Value practitioners seem to know from an ego-driven skill they never really specify. They have a Betting Line but, as far as I can tell, *no* discernible BOTTOM-Line.

The promise of 1997 is winning races *and* making a profit from advanced programs that will leave *no doubt* in your mind as to which contenders to bet, and how *much* to bet on them.

Of course there are always those who seem to relish being in doubt as a life condition. For them, we'll offer more Psychology of Winning in the fervent hope that it has some positive effect. For now, take heart. The program being developed is just as much for ME as for YOU!

Happy New Year!!!

# *Anatomy* *of* <sup>SOME</sup> *PROBLEM* *Races*

***Analyst: BOB DIVER of Canada***

Enough problems for one year! Let's have some solutions – Bob Diver from Canada went to the Breeders' Cup and won four of five races. I added our own victory with *Da Horse*. He did not handicap the B.C. turf. That makes five of six.

Before going to the races, here is Bob's encouraging letter:

**Dear Dr. Sartin :**

Well my annual autumn letter is on time this year. Since I last wrote to you our town has now been voted the prettiest in all of Canada. Also my new business is going very well and results at Saratoga, Belmont, Finger Lakes and Tampa Bay (II) were most satisfying.

I'm sure you have already seen all of the enclosed many times but I just couldn't resist sending it to you. The Breeder's Cup dirt races were such a textbook example of all that you have been saying over and over again that I thought I'd put them all together for the edification of all of us who need it ( and in colour no less ). All races were analyzed using AODDS Silver, using all AODDS suggested horses and pacelines ( except Capote Belle where I used the Test stakes race ), copying to Quadrater and hiding horses as prescribed, then copying to Synergetic Match Up. Whenever the 2 adjust was called for I used the 3 adjust and applied one half of the suggested adjustment. The printouts speak for themselves. Except for the Juvenile, the winner is in the top 2 on the SP SMU screen. Sadly, neither one of Boston Harbour's last 2 races puts him in the top 3 in either program although AODDS rated him highly

I decided that in the Classic the proper screen to look at was the SP screen since it agreed with Quadrater. In my experience the SP screen is most predictive in high grade stakes races. The payoffs, except for Alphabet Soup, were nothing to write home about but 4 for 5 is a good day in anyone's book. And did you notice the top 3 horses in both Quad and SMU in the Classic ???

And speaking of that good day would you be good enough to send me Pace Launcher and Factor Evaluator. A money order is enclosed, funded by the non-methodologists at Western New York OTB. Also enclosed is the downloading questionnaire.

I'm off now to bottle a batch of wine with some friends after which we will be going to a little bar in Buffalo that serves great hot chicken wings and beer. Please accept my thanks, Doc, for helping me achieve what I feared I never could. I fear no longer.

Warmest Regards,




**B.C RACE 1: JUVENILE FILLIES - WON LOST EXACTA**

NO 18-26-1996 RACE 1 DIST 8.5 SURF D PURSE \$1,000,000 Odds Race  
CHOAS FORMULA POWER AND LONGSHOT RATINGS COMPOSITE

#	NAME	L	POR	R	POW-R	R	LS/P	R	W/W
W 1	STORM	1	139.51-	1 ✓	132.77-	2 ✓	107.18-	2 ✓	
2	LOVE	1	137.16-	3	131.43-	4	105.20-	4	
3	DUNBA	1	139.20-	2	133.55-	1	100.90-	6	W/W
4	MINIS	1	137.16-	3	131.03-	5	107.71-	1	
* 5	LARKW	1	129.57-	6	126.79-	8	105.02-	5	
6	SHARP	1	139.51-	1	131.00-	3	99.60-	7	
* 7	BARBE	1	130.52-	5	127.48-	7	105.67-	3	
8	CITY	1	134.35-	4	130.67-	6	100.90-	6	W/W

**SP DECELERATION**



dden  
Data Entry

JUVENILE FILLIES -- 1 1/16 miles for 2-year-old fillies. Purse \$1 million.


5 - Storm Song (C. Perret)	5.00	3.00	2.90
10 - Love That Jazz (M. Smith)		9.00	7.70
8 - Critical Factor (A. Sells)			11.00
\$2 EXACTA (5-10) PAID 908.10.			
\$2 TRIFECTA (5-10-8) PAID \$1,806.00			
\$2 QUINELA 5-10 PAID 42.00.			

**B.C RACE 2: SPRINT - WON + EXACTA**

NO 19-28-1996 RACE 5 DIST 6 SURF D PURSE \$1,000,000 Odds Race  
QUAD-RATER MATCH UP AUTO

DREAM RACE	EP	R	FINISH	R
APPEA	-0.87-	3	-1.56-	5
LORD	-0.79-	2	-2.25-	7
LIT D	-2.49-	7	-0.00-	1 W
CAPOT	0.00-	1	-1.62-	6
LAKOT	-1.33-	5	-0.74-	2
PRYIN	-1.02-	4	-0.92-	3 P
CRIOI	-1.48-	6	-1.11-	4

**SP DECELERATION**



SPRINT -- 6 furlongs for 3-year-olds and up. Purse \$1 Million.

5 - Lt De Justice (C. Nakatani)	7.20	5.30	3.60
12 - Paying Dues (P. Day)		22.70	9.40
9 - Honour & Glory (G. Stevens)			4.00
\$2 EXACTA (5-12) PAID 234.50			
\$2 TRIFECTA (5-12-9) PAID 1,300.00			
\$2 QUINELA (5-12) PAID 120.00			
\$2 DAILY DOUBLE (5/8) PAID 18.00			

Others (in order of finish): Lord Carson, Lakota Bravo, Aramat, Capote Belle, Langkat, Boundless Moment, Appealing Skier, Friendly Lover, Criolla, Jess C's Whirl.  
Winner - Ge h, 6, by Kenmare. Senor-Kanmary by Kenmare. Trainer - Jenine Sahadi. Bred by Mrs. Julien G. Rogers & Stud Swettenham (Ky).

B.C RACE 3: DTSTAFF

- WON + EXACTA

NO 10-26-1996 RACE 6 DIST 9 SURF D PURSE \$1,000,000 Odds Race  
 QUAD - R A T E R MATCH UP AUTO

DREAM RACE	EP R	FINISH R
JEWEL	-0.01- 2	0.00- 1 <sup>W</sup>
SEREN	0.00- 1	-0.08- 2 <sup>P</sup>
CLEAR	-0.16- 3	-0.25- 3
DIFFE	-0.92- 6	-1.72- 5
MY FL	-0.27- 4	-0.27- 4
TOP S	-0.62- 5	-2.08- 6

DTSTAFF - 1 1/4 miles, 3-year-olds and up, Fillies and mares.  
 Purse \$1 million

1 - Jewel Princess (C. Nakatani)	6.30	3.50	2.20
4 - Serena's Song (G. Stevens)		3.60	2.20
2 - Different (C. McCarron)			2.10

\$2 EXACTA (1-4) PAID 21.10  
 \$2 QUINELLA (1-4) PAID 10.20  
 \$3 PICK THREE (5/6/1) PAID 100.30

Others (in order of finish): My Flag, Top Secret, Clear Mandate.

Winner - B 1, 4, by Key. Mint-Jewel Ridge by Melvyn.  
 Trainer - Wallace Dollase. Bred by Farnsworth Farms (Fla.)

B.C RACE 4: MILE - WON PLACE HORSE, NO NORTH AMERICAN LINES

Pace Launcher III Composite -- ADJUSTED

WOX 10-26-96 7 8 T

#	NAME	L	N	T	EPR	LPR	CPR	TT	HID	FW	FX	LS	RANK
1	HELMS	3			8	1	1	8	1	1	1	19	1
2	VOLOC	1			3	7	5	4	5	8	4	34	5
3	MEMOR	1			5	6	7	9	8	7	4	46	9
4	DA HO	3			7	2	2	8	2	2	2	25	2 <sup>W</sup>
5	URGEN	1			2	8	4	5	8	8	8	39	7
6	MIGET	3			9	3	3	7	2	3	3	30	4
7	DUMAA	2			1	9	8	3	7	9	7	42	8
8	SAME	1			4	5	4	2	4	4	4	27	3
9	SMOOT	1			6	4	8	1	3	5	5	32	6

#	NAME	L	N	T	Total R	DEF	Hid R	Fx R	XMed	Lex	3rd R	ESP
1	HELMS	3			173.85- 1		88.88- 1	67.90- 3	83.42	34.63	36.58- 1	LAT ✓
2	VOLOC	1			188.81- 6	8.84	68.41- 6	66.46- 5	87.13	33.15	32.87- 6	SUS ✓
3	MEMOR	1			183.91- 9	9.74	64.78- 9	67.55- 4	87.67	32.93	32.33- 7	S/P ✓
4	DA HO	3			170.54- 2	3.11	87.75- 3	68.16- 1	64.09	34.37	35.91- 3	LAT ✓
5	URGEN	1			168.23- 7	7.42	65.94- 7	65.87- 8	68.19	32.72	31.81- 8	PRE ✓
6	MIGHT	3			169.85- 3	3.80	68.01- 2	67.94- 2	64.05	34.38	35.95- 2	LAT ✓
7	DUMAA	2			168.21- 8	7.44	85.73- 8	85.84- 9	68.43	32.83	31.57- 9	PRE ✓
8	SAME	1			168.89- 5	8.78	68.58- 5	66.42- 6	67.00	33.20	33.00- 5	SUS ✓
9	SMOOT	1			187.08- 4	8.57	67.64- 4	66.16- 7	68.20	33.52	33.80- 4	LAT ✓

HI/LO Difference = 9.74 Average = 187.91

THE REASON BOB ESCHEWED THIS RACE IS BECAUSE THE TOP 3 CHOICES WERE FOREIGN HORSES WITH NO NORTH AMERICAN LINES. SHANE AND I TOOK A CHANCE WITH DA HORSE AND HELMSMAN. THE IRISH ENTRY OF MARK OF ESTEEM AND CHARNWOOD FOREST WERE FAVORITES. THE PLACE HORSE, SPINNING WORLD, ANOTHER FOREIGN-HORSE, WAS 2nd FAVORITE. MEMORIES OF SILVER WAS THE LOWEST ODDS OF THE NORTH AMERICAN HORSES. IT FINISHED 5th.

NOTE THE HIGHER TOTAL ENERGY FIGURES FOR HELSMAN AND DA HORSE. NOTE ALSO THAT THEIR E-S-P'S ARE IDEAL FOR THE TURF AT THE DISTANCE.



Face Match Up Graphic -- ATM

WOX 10-26-96 7 8 T

	HT	IC R	SC R	FT R
PACE		45.74	109.55	133.34
HELMS (1)		48.54- 7	112.23- 5	133.33- 1
VOLOC (2)		47.11- 4	110.92- 3	134.59- 5
MEMOR (3)		45.73- 1	110.71- 2	135.00- 7
DA HO (4)		48.90- 6	112.28- 5	133.60- (2) W
URGEN (5)		46.62- 3	109.55- 1	134.50- 4
MIGHT (6)		48.59- 8	112.94- 6	134.31- 3
DUMAA (7)		46.35- 2	109.63- 1	134.74- 6
SAME (8)		47.33- 5	111.14- 4	134.50- 4
SMOOT (9)		48.82- 9	112.31- 5	135.29- 8

BOTTOM LINE -- BETTING LINE

WOX 10-26-96 7 8 T

WIN ODDS ONLY


	RAW		ADJUSTED	
	BOTTOM LINE	BETTING LINE	BOTTOM LINE	BETTING LINE
1 HELMS	17.0	3-2	17.5	EVEN
2 DA HO	13.0	3-1	15.0	2-1 W \$17-
3 URGEN	12.5	7-2	11.0	4-1
4 MIGHT	9.0	5-1	8.0	6-1
5 MEMOR	7.0	7-1	8.5	8-1
6 DUMAA	8.0	8-1	5.5	9-1
7 SMOOT	4.0	10-1	4.0	10-1
8 SAME	2.0	15-1	4.0	10-1
8 VOLOC	2.0	15-1	1.0	20-1

MILE -- 1 mile for 3-year-olds and up. Purse \$2 million

7 -- Da Hoss (G. Stevens)	17.00	7.50	5.20
9 -- Spinning World (Aasmussen)		8.40	6.80
10 -- Same Old Wish (S. Sellers)			17.30
\$2 EXACTA (7-9) PAID 102.00			
\$2 QUINELLA (7-9) PAID 74.10			
\$2 TRIPECTA (7-9-10) PAID 5,147.50			
\$3 PICK THREE (6/1/7) PAID 313.70			

B.C RACE 5: MILE 1/16 2 YO - LOST GOT PLACE HORSE @ \$9.60

SP DECELERATION



JUVENILE -- 1 1/16 miles for 2-year-old colts. Purse \$1 million.


2 -- Boston Harbor (J. Bailey)	8.10	4.80	3.20
10 -- Acceptable (S. Sellers)		9.60	4.80
6 -- Ordway (J. Velazquez)			2.60
\$2 EXACTA (2-10) PAID 119.00			
\$2 QUINELLA (2-10) PAID 90.00			
\$2 TRIPECTA (2-10-6) PAID 311.00			
\$3 PICK THREE (1/7/2) PAID 406.30			

B.C RACE 6: TURF - DID NOT HANDICAP - TOO MANY FOREIGN HORSES.

B.C RACE 7: CLASSIC - WON ALSO EXACTA & TRIFECTA

NO 10-28-1998 RACE 10 DIST. 10 SURF P PURSE \$4,000,000 Odds Race  
 QUAD-RATER MATCH-UP AUTO

DREAM RACE	EP R	FINISH R
ATTIC	0.00-1	-1.30-6
CIGAR	-1.88-6	-0.50-2-sh
ALPHA	-1.98-7	0.00-1-w
WILL'	-1.36-4	-2.55-7
DRAMA	-1.20-2	-0.98-4
LOUIS	-1.74-5	-0.70-3-fl
FORMA	-1.29-3	-1.00-5



WOX 10-28-98 10 10 D

✓ WIN ODDS ONLY ✓

	BOTTOM LINE LS	BETTING LINE ODDS
1 DARE	22.0	EVEN
2 ALPHA	15.0 ✓	2-1 W \$4170
3 CIGAR	14.5 ✓	2-1
4 DRAMA	7.0	7-1
5 MAHOG	5.0	9-1
6 FORMA	2.0	15-1
6 MT. S	2.0	15-1
7 LOUIS	0.0	20-1
7 EDITO	0.0	20-1

\$2 MUTUELS PAID ..

10 - ALPHABET SOUP	41.70	15.30	6.00
9 - LOUIS QUATORZE	13.00	6.00	
6 - CIGAR	2.40		

\$2 EXACTA (10-9) PAID \$624.20 (Woodbine),  
 \$2 TRIFECTA (10-9-8) PAID \$1,280.20 (Woodbine),

**BREEDERS' CUP 1996**

HERE IS A SUMMARY OF BOB'S DAY, PLUS OUR WIN WITH DA HORSE.  
VERIFIED WITH READOUTS

- B.C RACE 1: JUVENILE FILLIES - WON . LOST EXACTA
- B.C RACE 2: SPRINT - WON + EXACTA
- B.C RACE 3: DISTAFF - WON + EXACTA
- B.C RACE 4: MILE - WON PLACE HORSE, NO NORTH AMERICAN LINES
- B.C RACE 5: MILE 1/16 2 YO - LOST GOT PLACE HORSE @ \$9.60
- B.C RACE 6: TURF - DID NOT HANDICAP - TOO MANY FOREIGN HORSES.
- B.C RACE 7: CLASSIC - WON Also EXACTA & TRIFECTA

FOR THOSE WHO WANT TO SEE READOUTS FROM A VARIETY OF PROGRAMS, THESE FIVE OF SIX WINS ARE SEEN ON PRINTOUTS FROM THREE ADVANCED PROGRAMS: SYNERGETIC MATCH-UP, QUAD-RATER AND PACE LAUNCHER 3.

IF ONLY SHANE AND I HAD WON THESE RACES I WAS NOT GOING TO MENTION THE BREEDERS' CUP. HAPPILY, BOB DIVER CAME TO THE RESCUE. HIS POSITIVE EXPERIENCES WITH THE METHODOLOGY, ALONG WITH THAT OF HUNDREDS OF OTHERS, JUSTIFIES OUR INCLUDING SOME BRIS FORUM LINE RESPONSES TO A PERSON CALLING HIMSELF "GAMBLER" WHO DEBUNKED US AND DECLARED THAT NO ONE COULD WIN WITH OUR EFFORTS.

HERE ARE SOME CHRISTMAS GIFTS I RECEIVED FROM OTHERS ON LINE:

MESSAGE : 3692      DATE: 05-Nov-86      TIME: 01:14 AM  
FROM : PACEMAN  
SUBJECT : SARTIN

I have been a member of the Sartin Methodology for a year now. My win percentage betting 2 horses these past 6 months is about 36% my average odds I am getting is 17 to 1 and I have witnesses to prove it. The win percentage you obtain isn't that important it is your R.O.I. that is important .A 44% R.O.I on win betting only I very much doubt anyone could get using any method that solely depends on speed. Remember the one rule Howard Sartin gave his clients "when it comes to handicapping there are no rules. So fellow Sartin users when you read your follow ups don't try to find a step by step guide but rather get the concept that Sartin is giving you and apply it to your experiences you have got investing in the races. If you have multiple track simulcasting like I do use it to your full advantage stay away from races that in your past experience you have seen paying low prices even if you have to look at 3 or 4 tracks to get 10 races to bet on like I do. You may cash fewer tickets playing high odds horses but in the end you will make a lot more money. Today, thanks to . . . Sartin I feel like I am the best player in the country before I was a member of his elite group I was the worst player at any track little old ladies picked more winners than I did. Bulldog is right it isn't the program that will make you a winner it is you and the right program working together with the right attitude.

MESSAGE : 3684      DATE: 04-Nov-96      TIME: 09:55 AM  
FROM : BEAR  
SUBJECT : TO GAMBLER

My, what an appropriate handle you have, for you are truly "gambling". If you have Followups for the 4 years that you've been "trying" the programs, then you need to put away the programs for a while & find Doc's exercise called "Yuo Call The Race" & practice that for a while. If you think you can mechanically get winners from software without being able to see how a race "unfolds", then you have a long wait.

MESSAGE : 3529      DATE: 25-Oct-96      TIME: 11:41 AM  
FROM : SETTER  
SUBJECT : THANKS

Well I survived my flapper surgery and am looking forward to the BC on tv tomorrow. I am so grateful that BRIS HAT files save me hours of input and AODDS GOLD culls the pretenders to 4 or 5 contenders and Dr. Sartin's Pace Launcher 3 will pick winners like no others. They rise to the top like cream.  
THANKS BRIS, JIM "THE HAT" BRADSHAW and Doc Sartin , y'all are the best.

MESSAGE :  
FROM : TOMCAT  
SUBJECT : MLYNCH\SARTIN

I sorta agree, but I must say that starting with Dr. Sartin entirely changed my outlook on handicapping. I can remember going to the track and taking a bath. Today, that is rare and I am flattered when people come to me for selections and have had offers to publish and/or teach. Needless to say, it was Sartin who started me to this point.

MESSAGE : 3712      DATE: 12-Nov-96      TIME: 04:58 AM  
FROM : PACEMAN  
SUBJECT : PROGRAMS

I reconend Sartin's latest program "PACE LAUNCHER" it is the best program I have seen it is a stand alone program using the latest technology (chaos math) it is better than his thoronation program selling for more money. I think buying 2 programs is counter productive it will cause you to zig and zag. I also would like to WARN YOU off all the RIP OFF artist out there selling worthless programs at outrageous prices. They offer you a program advertising sartin like numbers which they are not!. The reason they sell these FAKE PROGRAMS at twice the cost of the real thing is because the person selling these programs can't win with them so they have to rip you off. The better handicapper you are the better the program will work for you as they say garbage in garbage out so don't get discourage if you lose at first we all do just learn from your mistakes and you will become a winner.

AS WE WERE ABOUT TO GO TO PRESS. "GAMBLER" HAD A GLORIOUS EPIPHANY THAT HE EXPRESSED ON THE BRIS FORUM. IT'S ON PAGE 42. WE'D BE LESS THAN FAIR NOT TO PUBLISH HIS MESSAGE.

*Happy Holidays and a Winning 1997!*

NOW - All clients can enjoy the success and profits you've read about in this issue...ANNOUNCING

# **PACE LAUNCHER IV**

WITH THE NEW MODELER/PROFILER  
**PROF-RATER II**

**\$429 - Pace Launcher 3 clients upgrade for \$229\***

Order before  
February 1, 1997 and save \$50!

● **DYNAMIC NEW READOUTS**

● **VITAL FACTORS** - A page of vital handicapping & profiling data

● **NEW AND FINELY TUNED SARTIN PACE NUMBERS (SPN)**

Has the uncanny ability to put winners in the 3 top ranked. Gets those Place horses too! See examples in this issue

● **EARLY-LATE DIFFERENCE & BOTH/AND GRAPH**

Now includes Total Energy (Class) for each horse

● **AN ENHANCED BOTTOM LINE/BETTING LINE  
BASED ON ADDED FORMULAE**

● **AND-TOTALLY NEW-THE MOST DYNAMIC  
FORMULAE PRODUCED TO DATE!**

*E/EP - Early Energy Potential -*

*Spots Pace Setters that have no line indicating they can take and hold the lead (see examples on pg 12)*

*L/EP - Late Energy Potential -*

*Quantifies Late Energy, used in conjunction with E/EP, leaves NO DOUBTS about the horses with the best Win Energy & Counter Energy. Dramatically increases Exotic Wager proficiency and PROFIT!*

● **EASY DOWNLOADING OR RACING FORM ENTRY**

**THE NEW SPN AND THE E/EP & L/EP ARE**

**THE MOST PREDICTIVE**

**SARTIN READOUTS SINCE 1982!**

*"The E/EP and L/EP readouts are so dynamic and predictive, they are worth the price of the program on their own."* G.F., California

\* If you purchased PL3 after October 1, 1996 your price is only \$129

