

# The FOLLOW UP

with Howard G. Sartin, Ph.D.

EVOLUTION

ISSUE # 59



HANDICAPPING REVOL

## PACELINE

Publisher's Desk	1
On Line with Shane	6
Guest Editorial: Plagiarism	9
Pace Launcher 3: Recalculating a Miscalculation	13
Cigar: Too Fast, Too Early	22
Psychology of Winning	23
Vox Populi	29
From The Top	33
Q & A	44
Curing the Hertz Complex	46
Emerald Downs	51
The Tandem Strikes Again	56
Meet the Press	57
Non-Linear Fuzzy Logic: What is it?	59
Problem Race	65
Won't you please take a moment and...	71

The FOLLOW UP is published six (6) times a year by O. Henry House, Inc. in conjunction with the Inland Empire Institute. Subscription price is \$72 per year third class mail and \$87 per year first class & Canadian mail, other foriegn subscribers: \$100/year. Back issues available @ \$12.50 ea. California residents add 7.75% sales tax. If you have any problem with your subscription or have a change of address, please contact O. Henry House at the address below. All information in this publication is for informational purposes only.

# The FOLLOW UP

**O. HENRY HOUSE, INC.**

**1390 E. 6th Street, Ste 5**

**Beaumont, CA 92223**

**909-845-5907**

**between 1 and 3 Pacific time**

Please send all correspondence to this address. This includes submission of material for publication consideration, letters, opinions, comments - whatever.

Thank you,  
O. HENRY HOUSE, INC.

**O. HENRY HOUSE, INC.**



THE SARTIN  
METHODOLOGY

1390 E. 6th Street #5


Beaumont, CA 92223



## STATEMENT OF POLICY

The Sartin Methodology is based in Psychotherapy and its goals are NOT directed toward fostering the illusions or delusions of gamblers seeking magic solutions for picking winners. We are primarily a healing arts organization dedicated to providing an alternative solution to mainstream psychiatry's prescription of total abstinence for non-winning handicappers. Our slogan is - and always has been -

**"THE CURE FOR LOSING IS WINNING"**



COPYRIGHT 1996 O. HENRY HOUSE, INC.

All right reserved. No part of this work may be reproduced or transmitted in any form or by any means, electronic or mechanical, including photocopying and recording, or by any information storage or retrieval system, except as may be expressly permitted by the 1976 Copyright Act or in writing from the publisher.

Past Performance and Results charts copyrighted by Daily Racing Form, Inc.

DOC SARTIN

FROM THE  
**Publisher's  
Desk**



Time marches on and things will never be quite the same. Over the twenty-one years of our tenure we've enjoyed the kind of close ties with many clients that supersede relationships based on commerce. They became true friends. Thus, our sadness was intensified when one of them passed beyond this earthly veil. Their loss, like the passing of Ron Ross, has made us more aware of mortality's fine thread.

It is always something of a shock when a trusted client or associate decides that it's more profitable to use our creative contributions and our Follow Up subscription list for personal financial gain. I suppose I should be used to it by now since it's been happening regularly since 1991. In keeping with my promise made long ago, we have never given away or sold our client list. If you receive mail from anyone directed at Follow Up subscribers, you should know that your name was purloined by someone we trusted. So, *caveat emptor*.



Mel Shrawder is a client who has always wanted to give something back. He has developed a program for users of Quad-Rater and Pace Launcher that will download the Class Screen. Most advanced methodologists bypass this feature. Yet a surprising number of newer members go through the tedious process of narrowing contenders down to five and ties through the old APV/CLASS/SR+V procedure. According to them, it *works*. Far be it from us to discourage them.

We certainly cannot charge for Mel's efforts. So, in the Holiday Edition of the Follow Up we'll offer the program as a free Christmas Bonus to all who want it. There will be a minimal charge to cover disc cost, postage and handling only. Thanks, Mel!

The phrase '*ability time*' as an isolated entity was introduced by William Scott in his *Investing at the Racetrack*. He defined it as Final Fraction Time relative to Second Call Time. Being a catchy term it was pirated by others, but defined altogether differently. One prominent purveyor of handicapping material said it was Turn Time: the TIME of the Second Fraction alone, by ITSELF.

We should all realize that the very term: '*ability time*' is an oxymoron. Back in my college days that meant a moron who went to Occidental College where, incidentally, Jack Kemp began his football career. What it truly means is that no measure of time alone reflects ability. Since the beginning of modern thoroughbred racing history, its devotees have focused on time as an entity unto itself. It is not. Whether defined as the elapsed time it takes to go between one point and another, final time speed, velocity or increments of velocity, it is still only relative to numerous other factors, not the least of which are Entropy: Deceleration and the Strange Attractors of the Match up. Even Andy Beyer, the foremost advocate of Time as Speed, has tried to incorporate into his DRF figures elements of class, track class and even his personal interpretation of pace.

Follow Up articles are not all written at one time. They evolve over a two month period. Yet, in each issue we try to maintain a theme with a singular thread. The reason for this is that when information OR inspiration is imparted in small, eclectic bits, it dissipates. Pounded home with repetition, it may be somewhat annoying but is ultimately more effective. That's the secret of all successful advertising: repetition of key words and phrases. Above all else, the Follow Up is dedicated to imparting information embracing ideas and concepts that are not available from any other source.

This precludes articles based on mainstream myth and commentaries on things that are obvious to the mass of "horseplayers." Over the years I have subscribed to *every* known handicapping journal and periodical. Their content has, with rare exception, been a running apologia for popular opinion. Pandering to fictional maxims with mass acceptance is far more commercial than publishing iconoclastic truth. Offering an endless supply of paregoric nipples to pacify non-winners and justify failure has always been profitable in every field of endeavor.

Mark Twain is credited with saying that it was "a difference of opinion that makes horse racing." Unfortunately, in horse racing, the only time pure opinion counts is when it's taken to the wagering window and acted upon. Opinion without empiricism is worthless. So is opinion based only on subjective experience. Handicapping books and articles written by an "expert" in the vagaries of one or two tracks, or even circuits, can be very misleading and dangerous to the reader's handicapping health. It would be okay if writers would emphatically state that their work applied only to a given region, but they seldom do. Even that may not help. A lot of our OWN people who should know better will hear a "for instance, at Pimlico

and Laurel," type statement and try to apply it universally.

I have always rejected the pitfalls of subjectivity and regionalism in the evolution of this Methodology. Beginning in 1975, my research was conducted more on Racing Form past performance races from Florida, Kentucky, Illinois, New York and other East Coast tracks than on California tracks. My definition of an "expert" has always been: someone who could be parachuted from an airplane over any north American track and win consistently. Perhaps this attitude is an outgrowth of the fact that my seminal research was done handicapping multiple tracks from horse rooms in Mexico and Nevada.

This is a lot different from being wedded to the ambiance of a single track or circuit. Since it was before televised racing, it precluded all concern for body language, trainer-jockey stats, possible post position or other current bias, accurate weather information and, especially, closing odds. There are still those skeptics around who insist that it is impossible to WIN without such information. Those who can coordinate this ancillary data with the more viable variables may use it for greater success. The big problem is that for most, too much information is far more dangerous than too little!

Little did I know in 1975, before the dawn of handicapping's computer age, that we'd be facing the very same problems today! Charles Sam Conger, who lives in North Carolina, gave a brilliant dissertation at the Albany/Saratoga Seminar. His subject: multiple track wagering via telephone. He demonstrated how he automated everything possible to optimize the use of computer networking information. As it was in 1975, his biggest problems were getting current weather reports and closing odds. C. Sam pulled no punches. He made it clear how much work and up front expense his routine involved. He emphasized that it was *not* for the small bettor or dilettante. C. Sam developed his own software to automate his routine and monitor his individual handicapping and wagering strengths and weaknesses. He leaves no stone un-turned in fine tuning his decision making. I've never seen a handicapping regimen so completely and deftly organized. He makes a living doing it; but he stresses the fact that it's at least as serious a project as any cottage business and, like any other business, requires seed capital and daily diligence.

His efforts prove that the multiple track telephone wagering dreams of many handicappers are possible, but he also dispelled any illusion that successful realization of that possibility was "easy." He emphasized that it requires detailed record keeping and the kind of hard work and tenacity that I've seldom witnessed.

It's one thing to admire, even envy Conger's approach. Few of us have enough true desire, fortitude or the work ethic of C. Sam. I'd be hard pressed to name anyone else who could effectively emulate or duplicate his routine. His determination is unique. His personal predisposition toward dependency on informational data is fundamental to his belief system and feeds his determination.

Here are some of Conger's vital points from his Seminar presentation:

- 1. Master one track before considering multiple track play.**
- 2. Perform post mortems - I now spend more time doing post mortem analysis than I do pre-race handicapping.**
- 3. Keep good records.**
- 4. Cherry pick. i.e. play types of races that you have a history of winning at odds that maximize your profitability.**
- 5. Know what horses you wish to play and what odds are required for those horses before you go to the track or OTB.**
- 6. Pick a spot to sit where you can easily see all the necessary screens.**
- 7. Concentrate on the business at hand. Handicapping may be a social event but parimutual investment is not.**
- 8. Stick to your wagering strategy since it should be based on historical data. Remember, you can not win all of them but you should approach each day thinking that you can. I have many days where I start slow and finish fast.**

How any handicapper achieves success lies in the belief system. If one feels/ believes he/she must have a super-abundance of information in order to succeed, the subconscious mind will demand it. By the same token, if you believe and can substantiate your belief with proven records that you can succeed with less data, then it follows that you will. Shakespeare and the Bible agree: 'As you envision it, so shall it be.' Unfortunately, for those who only dream of success but don't truly visualize it, neither the wisdom of Shakespeare nor the Bible will apply. C. Sam's personal procedure may not be the only way to profit from the opportunities offered by multiple track telephone wagering. However, his dedication to intricate record

keeping is an essential ingredient in the recipe for success. Most of you admit to failure when it comes to record keeping. A telephone bettor without complete records is like a business without books. A record-less telephone bettor is most subject to receiving an overdrawn notice.

My purpose is to caution you, not discourage you. I've seen too many clients who tried telephone wagering without adequate records: the kind kept by Conger. And, equally important, without proper preparation for an experience totally removed from hands-on betting.

This issue is dedicated to the empirical fact that there is no single factor that is universally predictive at all tracks. Or, for that matter, consistently at even one track. Also there is *no single* procedure for using Today's Methodology that works for all. Our theme is how to utilize your current tools to fit every situation that might arise at any track. The counterpoint to this theme is a multitiered melody that goes: don't let your visual perception of the individual trees obscure the beauty of the forest. What you see on preamble computer screens is *not* necessarily what you get. Trying to reduce figures derived from chaos math to a linear portrait is counter productive. Look for the Bottom Line because.....*The whole is NOT the sum of its parts. THE WHOLE IS GREATER THAN THE SUM OF ITS PARTS.* When you finally come to this realization you'll be a successful handicapper or a Buddhist...or both.



## ***LAS VEGAS SEMINAR***

***October 18, 19 & 20, 1996***

***at the Riviera Hotel & Casino***

### **“MAKING A PROFIT IN TODAY'S RACING”**

*There's still time to make your reservation...*

*Call the office (909-845-5907) for more information or send in your registration today!*



## ***Mixing Computer Components***

I have had at least a dozen calls from clients and non-clients alike wanting to know why their programs aren't displaying the graphic screens the way they should or even getting any graphic screens at all. In some cases it's simply because they have an older computer with a monochrome monitor that is not capable of displaying complex graphics unless it is "forced" to do so. If this is the case, just give me a call on my technical line between 10 A.M. and noon or from 3:10 and 4:15 P.M. (Pacific time) so I can determine whether the above problem applies to your computer setup. If it does, I will send you a small program that should "force" your monitor to display graphics such as the Thoromation screens, "cigar" (not the horse, of course!) graphs, or for that matter any graphic screen. However, there are some folks out there that have "mixed" computers. For instance, a 286 motherboard upgraded to a 386 with a color monitor using a monochrome graphics card (for the monitor) or a 386 or even 486 machine using a monochrome monitor. Some of these "Frankenstein" setups are fine for word processing and a few games with simple graphics or other basic tasks, but there's no guarantee you will get the more complex graphics in our programs to show up on the screen. So, if you do have one of these "mixed" setups, be sure you have compatible components. If you have a 386 or better, make sure you have a VGA monitor. It will make handicapping life easier.

Confused? Not sure? Give me a call! 909-845-1728

## ***Pace Launcher: Raw or Adjusted?***

Many people calling me on my technical support line ask the question "which readouts should I be using, raw or adjusted?" The answer depends on what track(s) you are working with. Weather changes are one factor. Another factor is the amount of shippers a track gets. In the case of southern California tracks, (Santa Anita, Hollywood and Del Mar) the weather stays dry and sunny the majority of the time and shippers from other states are not abundant as they are in other states,



particularly the eastern states. I personally like to see the same horses in the top three in raw AND adjusted in the Bottom Line/Betting Line when using Pace Launcher 3. This is an important factor for me when I bet exactas (boxing the three) or trifectas (top four) However, when it comes to win bets at the southern California tracks, most recently Del Mar where the weather has not played a factor and there's not a lot of shippers, RAW seems to be most predictive. This is not so for many other states where the fields are made up of horses from several different class tracks and the weather varies quite a bit. When handicapping these tracks I will go with the ADJUSTED figures as they usually require the Track and Surface adjustment to get a proper readout.

Here are just a few readouts from Bottom Line/Betting line to give an example. First, a couple of nice ones from Del Mar on the same day.

BOTTOM LINE -- BETTING LINE

DMR 8-31-96 9 6.5 D

WIN ODDS ONLY

RAW

	BOTTOM LINE	BETTING LINE
	LS	ODDS
1 THANK	17.5	EVEN
W 2 LEGAL	14.0	2-1
3 SYNAS	10.5	9-2
4 SARAZ	10.0	9-2
5 CEEFI	9.0	5-1
6 SIYAH	7.0	7-1
7 FAR O	6.0	8-1

ADJUSTED

	BOTTOM LINE	BETTING LINE
	LS	ODDS
1 THANK	19.0	EVEN
2 SARAZ	12.0	7-2
3 FAR O	10.0	9-2
W 4 LEGAL	9.5	5-1
5 CEEFI	9.0	5-1
6 SIYAH	7.5	7-1
.7 SYNAS	6.0	8-1

BOTTOM LINE -- BETTING LINE

DMR 8-31-96 2 9 D

WIN ODDS ONLY

RAW

	BOTTOM LINE	BETTING LINE
	LS	ODDS
S 1 GOLD	23.5	EVEN
W 2 OL' H	18.0	EVEN
P 3 VERAC	10.0	9-2
EX 4 KAVIL	5.5	9-1
4 STILL	5.5	9-1
5 SUDAR	5.0	9-1
5 TOBER	5.0	9-1

*EX \$135.20*

ADJUSTED

	BOTTOM LINE	BETTING LINE
	LS	ODDS
W 1 GOLD	23.5	EVEN
2 OL' H	17.0	3-2
3 STILL	10.5	9-2
P 4 VERAC	6.0	8-1
5 SUDAR	5.0	9-1
6 KAVIL	3.5	12-1
7 TOBER	1.0	20-1

**8299**—SECOND RACE. 1 1/4 Miles. Purse \$15,000. 3-year-olds and up. Claiming price \$12,500-10,500.

Index	Horse and Jockey	WL	PP	ST	1/4	1/2	3/4	Str.	Fin.	To \$1
8198	Ol' Henry, D Gladney	113	2	4	1hd	2 1/2	1hd	1 1/2	12.30	
8245	Veracity, O Berrio	117	6	7	7	5hd	5 1/2	2 1/2	4.70	
(8108)	Gold Sovereign, M Pedroza	117	7	3	4 1/2	4 1/2	3 1/2	3rk	3.10	
8181	Tobermory Slew (Aus), Pincay	117	5	2	3 1/2	3 1/2	2hd	4 1/2	2.90	
7528	Kavil, B Blanc	115	1	5	5 1/2	6 1/2	6 1/2	5 1/2	26.70	
8198	Sudary, R Douglas	117	3	6	6 1/2	7	7	6hd	5.40	
8225	Still Swingin', C Antley	116	4	1	2 1/2	1 1/2	4 1/2	7	3.00	

Scratched — California Candy, Sandlick, Trophy Time.  
 Claimed — Gold Sovereign for Kirwan & Sherman & Vitone by Art Sherman.  
**3—OL' HENRY** .....26.80 10.40 5.80  
**7—VERACITY** .....5.40 3.00  
**8—GOLD SOVEREIGN** .....3.80

Off: 2:34 Time: :24.1:48.1 1:12 4/5, 1:38 2/5, 1:51 2/5, Track: Clear & Fast. Winner-b g 4  
 Ole' Fancy Freeze Trainer Henry Moreno Owner Baddo & Moreno. Mutual Pool \$413,477.20. Daily Double Pool \$175,892. Exacta Pool \$364,291. Quinella Pool \$64,708.

**\$2 EXACTA (3-7) PAID \$136.20**      **\$2 QUINELLA (3-7) PAID \$61.20**  
**\$2 DAILY DOUBLE (3-3) PAID \$297.40**

**8306**—NINTH RACE. 6 1/4 Furlongs. Purse \$32,000. Fillies, 3-year-olds. Claiming price \$32,000-28,000.

Index	Horse and Jockey	WL	PP	ST	1/4	1/2	3/4	Str.	Fin.	To \$1
(8109)	Legal Variety, C Black	116	10	1	9 1/2	7 1/2	-	2hd	12 1/2	15.80
8038	Ceeftown, A Solis	118	2	5	4 1/2	3hd	-	4 1/2	2 1/2	5.60
8191	Sarazen Bridge, L Pincay Jr	117	9	4	3hd	4 1/2	-	3 1/2	3 1/2	3.20
8059	Thankyourluckystar, R Douglas	116	6	6	6 3/4	8 1/2	-	7 1/2	4 1/2	2.10
8149	Goldgoestothebank, D Flores	116	1	8	7hd	8 1/2	-	5hd	5 1/2	38.20
8045	Synstar Angel, B Blanc	116	5	10	9 1/2	-	-	8 1/2	6 3/4	11.20
8191	Siyah Marie, P Valenzuela	116	7	2	1 1/2	1hd	-	1 1/2	7 1/2	6.60
(7191)	Retsina Queen, M Hunter	116	4	7	5 1/2	5 1/2	-	9 1/2	8 1/2	56.50
8106	Rates An A, J Castro	116	8	3	2 1/2	2 1/2	-	6hd	9 1/2	14.40
8194	Far Out Luna, C Nakatani	116	3	9	8 1/2	10	-	10	10	8.70

No Scratches.  
 Claimed — Thankyourluckystar for Thomas & Thomas Racing by Brian Mayberry; Rates an A for 5 C Stable by Marcelo Polanco.

**10—LEGAL VARIETY** .....33.80 12.80 5.80  
**2—CEEFTOWIN** .....9.40 5.60  
**9—SARAZEN BRIDGE** .....3.80

Off: 6:07 Time: :21.4:44.1 1:10 1/5, 1:16 4/5, Track: Clear & Fast. Winner-dbb f3 Variety Road-Missean Trainer Roger, W Hansen Owner Kjell H Qvale. Mutual Pool \$390,718.60. Daily Double Pool \$202,365. Exacta Pool \$294,657. Quinella Pool \$49,548. Trifecta Pool \$363,438. Pick Three Pool \$148,833.

In the 2nd race, RAW gets the Exacta boxing top three. Not so with ADJUSTED. In the 9th, LEGAL is a solid win using RAW.

Now a few examples from three tracks where shippers are common and weather isn't always nice!

**BOTTOM LINE -- BETTING LINE**

**WIN ODDS ONLY**

**LRL 3-16-96 7 6 D**

RAW			ADJUSTED		
BOTTOM LINE	BETTING LINE	ODDS	BOTTOM LINE	BETTING LINE	ODDS
1 GREAT	21.5	EVEN	1 GREAT	18.5	EVEN
2 PROFI	15.0	2-1	2 CLASS	14.5	2-1
3 CLASS	14.5	2-1	3 PROFI	11.0	4-1
4 TOO U	8.0	6-1	4 TOO U	10.5	9-2
5 RELEN	7.0	7-1	5 RELEN	9.0	5-1
6 ALICE	5.5	8-1	6 ALICE	4.0	10-1

**BOTTOM LINE -- BETTING LINE**

**WIN ODDS ONLY**

**LAD 5-9-96 3 6 D**

RAW			ADJUSTED		
BOTTOM LINE	BETTING LINE	ODDS	BOTTOM LINE	BETTING LINE	ODDS
1 SUDE	18.0	EVEN	1 READE	18.0	EVEN
2 T J M	17.5	EVEN	2 T J M	14.5	2-1
3 DUSTI	13.0	3-1	3 DUSTI	12.0	7-2
4 BOB'S	11.0	4-1	4 BOB'S	11.5	4-1
5 LIL B	9.5	5-1	5 SUDE	11.0	4-1
6 READE	7.0	7-1	6 LIL B	9.0	5-1

**BOTTOM LINE -- BETTING LINE**

**WIN ODDS ONLY**

**AQI 2-9-98 6 6 D**

RAW			ADJUSTED		
BOTTOM LINE	BETTING LINE	ODDS	BOTTOM LINE	BETTING LINE	ODDS
1 A WRE	18.0	EVEN	1 THERA	15.5	2-1
2 THERA	15.5	2-1	2 TRI I	15.0	2-1
3 SELEN	15.5	2-1	3 SELEN	13.5	3-1
4 POCKE	12.5	7-2	4 POCKE	10.5	9-2
5 LAKE	6.0	8-1	5 LAKE	6.0	8-1
6 TASTY	4.0	10-1	6 A WRE	4.0	10-1
7 TRI I	1.0	20-1	7 TASTY	2.0	15-1

**SEVENTH RACE**

6 FURLONGS, (180) CLAIMING, Purse \$16,000. Fillies and mares, 4-year-olds and upward, Weight, 121 lbs. Non-winners of two races since January 26, allowed 3 lbs. A race, 5 lbs. Claiming price \$25,000; for each \$2,500 to \$20,000, allowed 2 lbs. (Races where entered for \$10,000 or less not considered).

**Laurel**

MARCH 16, 1996

Value of Race: \$16,000 Winner \$3,120; second \$1,360; third \$1,740; fourth \$560; fifth \$400; sixth \$320. Mutual Pool \$64,829.00 Exacta Pool \$74,722.00 Triple Pool \$45,807.00

Last Raced	Horse	M/E	Eq	A	Wt	PP	St	1/4	1/2	3/4	Str	Fin	Jockey	C/O	Pr	Odds
18Feb96	Classical Princess	Lb	8	115	3	1		12	12	12	11		Delgado A	20000	8.50	
24Feb96	Too Unreal	Lb	4	115	5	2		2nd	2	2	2		Klinger C O	20000	2.50	
22Feb96	Relentless Gal	Lb	4	117	4	3		3rd	3	3	3		Johnston M T	25000	2.00	
30Mar96	Profile	Lb	8	117	2	6		6th	6	4	4		Douglas F G	25000	12.00	
25Jan95	Alice At Clark	Lb	5	117	6	4		5th	5	5	5		Rocco J	25000	18.30	
30Mar96	Great Harbour	Lb	4	117	1	5		4	4	6	6		Reynolds L C	25000	1.90	
27Jly95	Show the Teacher	L	6	117	7	7		7	7	7	7		Verge M E	25000	39.00	

OFF AT 3:30 Start Good. Won driving. Time, :22, :46, :58, 1:11 Track fast.

\$2 Mutuel Prices:

4-CLASSICAL PRINCESS	19.00	8.00	5.00
5-TOO UNREAL	4.50	3.50	
5-RELENTLESS GAL			3.00

\$2 EXACTA 4-5 PAID \$37.50 \$2 TRIPLE 4-5 PAID \$218.00

**THIRD RACE**

**La Downs**

MAY 8, 1998

6 FURLONGS, (180) CLAIMING, Purse \$8,500. 3-year-olds which have never won two races, Weight, 121 lbs. Non-winners of a race since March 8, allowed 3 lbs. Claiming price \$25,000; for each \$2,000 to \$15,000, allowed 2 lbs.

Last Raced	Horse	M/E	Eq	A	Wt	PP	St	1/4	1/2	3/4	Str	Fin	Jockey	C/O	Pr	Odds
18Mar96	Readers Bouquet	Lb	3	111	3	6		6th	5	3	3	1st	Kimes C	21000	56.20	
17Mar96	Sudden Avenger	Lb	3	121	4	3		3rd	3	2nd	2		Cloinger W T	25000	4.70	
23Mar96	Bob's Folly	Lb	3	111	6	2		2nd	1	1	3		Trosciale A J	21000	3.90	
28Mar96	T J Mac	Lb	3	114	5	8		7th	7	4	4		Ardola R	21000	1.30	
23Mar96	Lil Bit a Man	Lb	3	115	8	4		5th	4	5	5		Smith V L	25000	14.90	
20Mar96	Trilin	Lb	3	114	7	5		4th	6	6	6		Gonzalez C V	21000	43.60	
20Apr96	Dustin John	Lb	3	109	2	7		8	8	8	7		Patton G S	21000	7.70	
20Apr96	Herewelcome Blazin	L	3	117	1	1		1st	2	2	8		Doocy T T	21000	4.40	

OFF AT 1:53 Start Good. Won driving. Time, :22, :45, :58, 1:11 Track fast.

\$2 Mutuel Prices:

3-READERS BOUQUET	114.40	42.20	13.20
4-SUDDEN AVENGER		6.00	3.60
5-BOB'S FOLLY			4.80

\$2 EXACTA 3-4 PAID \$463.20 \$2 QUINELLA 3-4 PAID \$143.40

Ch. c. (Apr) by Spruce Bouquet-Reader Ryder, by Reading Room. Trainer Gladwin Ralph. Brod by Ryder River Ridge

**SIXTH RACE**

**Aqueduct**

FEBRUARY 8, 1998

6 FURLONGS, (180) CLAIMING, Purse \$20,000. Fillies, 3-year-olds, Weight, 121 lbs. Non-winners of two races, allowed 3 lbs. A race since December 31, 4 lbs. A race since December 15, 6 lbs. Claiming price \$25,000; for each \$2,000, allowed 2 lbs. (Races where entered for \$20,000 or less not considered).

Last Raced	Horse	M/E	Eq	A	Wt	PP	St	1/4	1/2	3/4	Str	Fin	Jockey	C/O	Pr	Odds
26Jan96	Tri Irish	Lb	3	113	4	7		8	6	4	1		Bravo J	25000	6.30	
14Jan96	Pocket the Cash	Lb	3	115	7	4		6th	7	3rd	2		Rydowski S R	30000	17.90	
26Jan96	Tasty Gal	Lb	3	119	3	6		5th	4	2	3		Messina R	25000	20.00	
24Jan96	Lakeside Lady	Lb	3	119	1	1		1	1	1	1		Pezuza J M	30000	3.65	
10Dec95	A Wretch Like Me	Lb	3	115	5	2		2	2	5	5		Castillo H Jr	30000	11.80	
26Jan96	Theransomspaid	Lb	3	130	8	3		4	3	6	6		Chavez C R S	30000	1.50	
26Jan96	Lake Jacqueline	L	3	116	2	8		7	5	7	7		Trejo J S	30000	10.50	
10Dec95	Artful Gesture	L	3	115	6	5		3rd	8	8	8		Luzzi M J	30000	5.70	

OFF AT 2:45 Start Good. Won driving. Time, :21, :47, 1:00, 1:13 Track fast.

\$2 Mutuel Prices:

4-TRI IRISH	14.00	7.00	4.00
7-POCKET THE CASH		14.00	8.00
3-TASTY GAL			11.00

***Guest Editorial***

***by Guy Wadsworth***

## ***Plagiarism***

### ***Is it really the sincerest form of flattery?***

Since the beginning of the Methodology, research has been the basis of its development. Doc and his truck-drivers started it. Every known system and theory that was available at the time was tried and tested for its impact on earnings. This effort led to the inevitable conclusion that it is not easy to earn money at the race track.

Exploring the conclusions of the pundits of the time yielded the following approximations:

- 1: The top five and ties on the morning line win 85% of the races.
- 2: The top five APV and ties win 85% of the races.
- 3: The top five (and ties) Speed Ratings win 86% of the races.
- 4: The 10 best trainer/jockey combinations win 65% of the races. (BUT..only after the meet is over when we view the stats that tell us WHICH trainer-jockey combinations fared best.)

There are many other equally innocuous statistics and indicators that yield similar results, most of which have some founding in truth, but do not in and of themselves make profit easy to obtain. Then Doc came to the conclusion that Incremental Velocity/Energy was the way to go. Some refer to this as PACE. Yet classical PACE is defined as Second Call combined with Final Time.

The research was directed toward analyzing how Incremental Pace could be reduced to meaningful ratings. Originally all the work was in pencil on little slips of paper which eventually overflowed available work space and filled the garage. Believing that he was on to something, the next effort was directed toward a ratings

table that would enable races to be handicapped numerically and Phase I was born.

The earliest formulas were programmed for hand held calculators, then evolved into full blown computer programs. Since 1975 many other new concepts have been developed, Energy!, Deceleration, and more recently, the mathematics of Chaos and Fuzzy Logic, destined to produce even more potent programs in the future.

At first, the Sartin Methodology did not draw attention, but as more and more people began to get good results, Doc's name became known. He was then subjected to the highest praise but also to the most sincere form of flattery: derision and scorn. Those who made the most noise had nothing to offer of their own that would produce a consistent profit, but complained that Doc's ideas were too radical, complex and hard to understand.

The Sartin Methodology endured. Many of it's detractors have faded away. Fads have risen and fallen. While it remains true that most people do not make money at the races, a few *do* make money from racing by selling more and more "get rich with no work" schemes. The purveyors themselves can not make money using them to bet with, but take their profits from the people they convince to buy them.

A new flood of programs is currently available, which advertise that they use Sartin figures or they are like Sartin, etc. These usually cost considerably more than the programs currently available from the Sartin Methodology. Many offer money back guarantees that unfortunately have an item called a "Restocking Fee," that can be as much or more than the cost of the more recent Sartin programs.

Technical support is offered, but is confined to helping make the program run. Not much help is given to solve handicapping problems. Some have reworked old mainstream concepts and released them for sale under another name to generate another series of sales. The sad truth is when they have your money they could care less what happens to you.

Does the Sartin Methodology work? You bet. Ask anyone who has seen Shane at a seminar. Personally, I have seen Shane perform. I have been impressed. He makes it look easy and seems to believe that merely doubling his money is almost a bad day.

The goal of the Sartin Methodology is to have clients make money with a small bank roll. Doc understands that the psyche takes a beating if there are too many losses in a row. He realizes that trying to chase losses by making bigger and bigger bets is beyond the capacity of most of us. Above all, Doc believes in supporting his clients. He freely gives of his time to counsel those that ask for his help. He leads them through the processes that produce sound decision making.

Doc is aware, more than any of us, that handicapping is eighty percent psychological, which includes wagering strategy, and twenty percent handicapping information and data. Information, Inspiration and Wagering Strategy: an

unbreakable trinity requiring constant re-enforcement.

No plagiarists or copy cats will offer this type of support. Seminars offered by them are, for the most part, geared to sales. Taking your dollar is all they care about. Their interest in you ends when the check clears.

Doc, who knows all and sees all, is aware that many of you have fallen victim to the promises of the other programs. You may have been led to believe that maybe there is something magic in them that Doc may have missed (fat chance). He is understanding about this, but knows that no program will work for those determined to fail. I know from painful experience that almost ALL of us harbor some secret will to FAIL. Yes, I've tried to deny it too. But the fact is all too clear when analyzing the difference between our paper bet and what we REALLY do at the moment of truth.

Doc could quit anytime. He won't say it but I will: we need him a lot more than he needs us. He could take advantage of a well earned retirement but, instead continues to push on in the hope of developing other programs that will be better than the last and to encourage more clients to succeed.

Personally, my time to spend handicapping has been limited. So I came up with a self-test method that is working quite well. When I get the time I work the races long before they're run. A friend comes over and signs and dates the printouts. We lay out what we think is the optimal betting strategy and wait for the results. This is not as ideal as actually going, but it's the next best thing.

Like most of you, I have needed to prove to myself that I can succeed. I believe in the Methodology. I believe it is the best way yet developed to make a profit at the track. The only doubts that still remain are personal. Will I recognize what is there to be seen? Will I bet properly when I do? If I do all these things right, will I remember to take my vouchers out of the betting machine?

Every field has it's anecdotes. Horse racing is rich with them, so is the Methodology. Doc recounted visiting with a client who had kept meticulous records showing that only one 6f horse during the first six weeks of the meet had won with 70% or more median energy. The client's win profile confirmed win energy parameters for the distance were between 68 and 69 %. Doc went to the window and bet accordingly. When the race was over and Doc went to the window to collect his winnings, the client tore up his tickets. When asked why he bet horses with 70% or greater Median Energy, the client said, "Well, I thought maybe this time—."

The lesson here is obvious. If you have proved to yourself that an overwhelming trend exists, go with it. Turning your back on your research (once proven) is just another one of the many ways that cause self-destruction.

I went to the OTB with Doc and Shane a few times during the Hollywood Park meet. Doc would look at my read outs and at Shane's. (they mostly agreed, but Shane's were better in some races). Doc also scanned the Form for some races he

liked at Woodbine in Canada. He went to the window frequently before and AFTER each race he bet. Seems that Doc doesn't really need a computer program to win, he visualizes what the results will be.

I was told by several clients that CIGAR was going to get beat. Shane and Doc (who was sorry about it) reached the same conclusion. Doc has since heard from others whose printouts said the same thing. The winner, DARE AND GO, an \$80+ winner was in the TOP 2 on the readouts of virtually every program. So far we've heard from only a few who ACTUALLY went to the window, bet against Cigar and collected on the winner.

### ***A HANDICAPPER'S PRAYER***

*Oh, Great Handicapper in the Sky, Give us the wisdom to choose our pace lines correctly and the ability to see them when we do. And give us the courage to take our selections to the window and let not the forces of evil impede his progress to the wire nor let the stewards think ill of him in the process.*

Doc Sartin

## ***Pace Launcher 3***

### **Recalculating a Miscalculation**

In a past edition of the Follow Up I was guilty of a grievous miscalculation. Time now to confess my sin and write an atonement.

In effect, I said that when horses ship to or from tracks of equal class within their own circuit, it was not necessary to accept the automatic track variant and track and speed adjustments. My specific reference was to horses running at Santa Anita, Hollywood Park and Del Mar. Had I quit there the statement would have been *less* harmful, but I had to go on and include Aqueduct Main, Belmont and Saratoga. Fortunately I said it did not apply to the Illinois, Maryland circuits.

#### **Incorrect!**

An erroneous conclusion based on a purely linear perspective. Granted, the statement is left brained logical and would make a lot of sense if successful handicapping followed a logical path. It does not, which is why the horses with the fastest *perceived* final time don't always win.

My sin was exposed by the 9th race at Saratoga on August 4th. This is a race we analyzed at the Albany/Saratoga Seminar.

Take a look. It's a mile on the turf. The contenders come from a mixed bag of distances and surfaces, all from Belmont Park. Left brained, sensory logic would seem to dictate the use of Belmont's three year best times, treating the race as if it came from Belmont. In doing so only the daily track variant adjustment would be used. The other logical alternative would be use the Manual Adjust feature to reduce all track and speed adjustments to zero except in the case of horses running on one of Belmont's two different turf courses (Born Twice).

Both of the above alternatives produce smooth readouts on the paceline screens whether or not the distance equalizer is applied. This is *not* true when using Saratoga three year best times and equalizing the distances and consequently the surfaces. "Screwy readouts when equalizing distances," as one astute client wrote. This is because of the time-surface disparities between Belmont and Saratoga. We're mixing a sprint with both turf and dirt routes with three year best times as much as 19 ticks differential. Add the sprint time to the mix and there is a difference of 16.1 seconds or 80.5 ticks. The computer has to work overtime to compensate and, as a result, a "screwy" looking readout with numbers on the trees causing the **logical** mind to be suspicious of the forest. We could design the program to not show these readouts and just do the job internally, but why engage in such a deception?

Let's do the race both ways and see what eventuates. The contenders and pacelines were chosen by seminar attendees through group process.

9

**Saratoga**

**1 MILE.** (Inner Turf). (1:34<sup>4</sup>) ALLOWANCE. Purse \$39,000 (plus up to \$7,566 NYSBFOA). Fillies, 3-year-olds which have not won a race other than maiden or claiming. Weight, 122 lbs. Non-winners of \$20,100 allowed 3 lbs. Of \$18,000, 5 lbs. Of \$13,000, 8 lbs. (Races where entered for \$40,000 or less not considered in allowances.) (Preference by condition eligibility.)



**Sovereign Bidder**

Ow: Robinson J Mack

VELAZQUEZ JR (35 4 5 10) 1996: (109 135 17)

12 July 96 - 58el fm 1 1/4 @ :22 :44 1:08 1:34 3 1/4 @ Alw 35500N1x  
 20 Jun 96 - 78el sly 1 1/4 @ :23 :45 1:10 1:42 4 @ Alw 35500N1x  
 8 May 96 - 68el sly 1 1/4 @ :23 :46 1:11 1:44 4 @ Clm 45000  
 4 Apr 96 - 3Aqu fst 7f :22 :46 1:13 1:25 4 3/4 @ Mid 35000  
 13 Mar 96 - 2GP fst 7f :22 :46 1:13 1:28 3 @ Mid 32000  
 Six wide top str, late rally  
 6 Mar 96 - 41GP fst 7f :22 :46 1:13 1:25 4 @ Mid 30000  
 15 Feb 96 - 11GP fst 1 1/4 :23 :48 1:13 1:48 5 @ Mid 32000  
 17 Jan 96 - 4GP fst 1 1/4 :24 :48 1:14 1:47 6 @ Mid 30000  
 31 Dec 95 - 3Crc fst 7f :23 :46 1:12 1:26 4 @ Mid 30000  
 22 Nov 95 - 1Aqu fst 6f :23 :47 1:06 1:14 4 @ Mid 35000

B. f. 3 (Apr)  
 Sire: Sovereign Dancer (Northern Dancer)  
 Dam: Robin's Bidder (Beld Bidder)  
 Br: Robinson J Mack (Fla)  
 Tr: Alexander Frank A (4 1 0 0 25) 1996: (106 18 17)

Lifetime Record: 11 2 1 1 \$32,280  
 1996 8 2 0 1 \$30,380 Turf 1 0 0 0  
 1995 3 M 1 0 \$1,900 Wet 2 1 0 0 \$20,130  
 Sar 0 0 0 0 Dist 0 1 0 0 0

73 5 9 9 11 9 54 54 Velazquez JR L 111 22.50 88-13 Pageant Princess119 Adoradancer113 Fleur De Nuit113 No threat 10  
 67 3 7 7 10 7 5 54 Velazquez JR L 114 9.50 75-15 Come Casual114 Camden Hills114 Undervalued114 No threat 8  
 71 1 6 5 4 4 12 12 Velazquez JR L 116 13.10 77-16 Sovereign Bidder116 Girton118 Whinck118 Broke slowly, rallied 7  
 54 5 7 7 5 5 11 15 Davis R G L 113 12.30 79-10 Sovereign Bidder113 Diviso N' belle114 Girl Gigs112 Drew away 8  
 46 5 7 5 5 5 23 3 Wilson R L 122 6.00 60-24 Pleasurable Miss122 Unlimited Go Go120 Sovereign Bidder122 9  
 47 4 7 5 9 11 5 4 4 Davis R G L 120 7.10 70-17 Free Bears122 Seashelley122 Strawberry Runner122 Late rally 9  
 34 7 8 8 10 5 10 5 11 Davis R G L 120 4.00 54-26 Rockin Ramona120 High Tech Joy118 Free Bears120 Belated bid 10  
 47 8 4 4 4 5 5 5 5 Sellers S J L 118 3.30 57-33 Canava120 Higher Earnings120 Nokomis118 Wide, weakened 8  
 53 7 4 4 2 2 2 2 Sellers S J L 118 8.20 72-19 Flo's Z Fury118 Sovereign Bidder118 Carol's Destinee120 No match 7  
 36 12 9 7 2 6 9 10 9 Cordova D W L 117 12.50 61-19 Heavenly Glance119 Theransomspaid119 Gayla Gal119 Tired 12

WORKOUTS: Jly 29 Sar 5f fst 1:02 B 23/4 Jly 23 Bel 5f fst 1:01 H 4/2 Jly 8 Bel 3f fst :57 B 5/5 Jly 3 Bel 5f gd 1:03 B 10/24 Jun 14 Bel 5f fst 1:03 B 23/2 Jun 7 Bel 4f fst :50 B 3/35

**Don't Even Ask**

Ow: Ramsey Kenneth L & Sarah K

CASTILLO H JR (6 0 0 1 00) 1996: (431 47 11)

9 Jun 96 - 48el fst 7f :22 :46 1:11 1:23 3 3/4 @ Alw 35242N1x  
 17 May 96 - 38el sly 7f :22 :45 1:10 1:23 4 @ Clm 50000  
 3 May 96 - 18el sly 6f :22 :45 :57 1:10 1:31 @ Mid 35000  
 22 Mar 96 - 1Aqu fst 7f :22 :46 1:13 1:26 @ Mid 40000  
 14 Feb 96 - 2Aqu fst 6f :22 :46 :59 1:13 @ Mid Sp Wt

Dk. b or br f. 3 (Mar)  
 Sire: Our Native (Exclusive Native)  
 Dam: Our Distance (Fart)  
 Br: Klöder C L & Robenalt N L (Ky)  
 Tr: Schoenberg Richard (2 0 1 0 00) 1996: (118 23 19)

Lifetime Record: 5 2 0 2 \$32,385  
 1996 5 2 0 2 \$32,385 Turf 0 0 0 0  
 1995 0 M 0 0 Wet 2 2 0 0 \$26,400  
 Sar 0 0 0 0 Dist 0 0 0 0 0

41 4 3 4 4 2 3 3 3 Davis R G L 112 8.60 60-15 Danseuse115 Thunder Achiever112 Don't Even Ask112 Chased, tired 6  
 74 2 5 3 3 1 1 1 Castillo H Jr L 116 2.20 82-14 Don't Even Ask116 Carter's Vision114 Alda's Will114 Kept to task 6  
 80 5 1 1 1 1 1 1 1 Castillo H Jr L 113 7.30 89-11 Don't Even Ask113 Little B B114 Bankbuster113 Mild drive 11  
 50 7 2 2 2 1 1 1 1 Castillo H Jr L 120 3.25 73-14 Girl In A Hurry120 Girl Gigs117 Don't Even Ask120 Bid, weakened 9  
 37 7 4 5 4 3 3 3 3 Velazquez JR L 120 11.80 71-16 Thrifty Jennifer120 Bookprty120 Andra Magic120 Checked 3/8 pl, tired 8

**Party Frock**

Ow: Wolferseder John M

CHAVEZ J F (25 3 5 2 12) 1996: (885 153 17)

4 Jly 96 - 9Rkm fm 1 1/4 @ :24 :47 1:12 1:45 @ Lilac25k  
 16 Jun 96 - 2Rkm fm 1 1/4 @ :23 :47 1:13 1:41 3 3/4 @ Mid Sp Wt  
 26 Nov 95 - 6Aqu fst 7f :22 :46 1:12 1:26 @ Mid Sp Wt  
 29 Oct 95 - 18el wf 7f :22 :46 1:14 1:25 @ Mid Sp Wt

Dk. b or br f. 3 (Apr)  
 Sire: El Gran Senor (Northern Dancer)  
 Dam: Bonded Miss (Cyane)  
 Br: American Livestock Insurance Co (Ky)  
 Tr: Wolferseder John M (-) 1996: (2 1 50)

Lifetime Record: 4 1 0 0 \$6,500  
 1996 2 1 0 0 \$6,500 Turf 2 1 0 0 \$6,500  
 1995 2 M 0 0 Wet 1 0 0 0  
 Sar 0 0 0 0 Dist 0 1 1 0 0 \$6,000

37 6 2 1 1 2 1 1 1 Caraballo J C B 117 f 22.80 72-12 Cap Beino119 Sandy Gator114 Astaire's Ginger115 Stopped inside 7  
 65 8 2 2 2 2 1 1 Caraballo J C B 117 f 4.30 77-19 Party Frock117 Headstrong Sandy122 Bedtime Story114 Driving 10  
 48 2 5 1 3 1 1 1 1 Pevua J M L 117 42.50 74-15 Sponsored117 Definite Climax117 Seashelley117 Chased, tired 11  
 42 5 8 5 4 5 5 5 5 Velazquez J L 117 86.50 66-17 Everhope117 Mustbeabeauty117 Camden Hills117 Lacked response 10

**My Cherie**

Ow: Buckram Oak Farm

DAVIS R G (35 3 2 5 09) 1996: (878 112 13)

Entered 2 Aug - 7 SAR  
 26 Jan 96 - 6GP fst 1 1/4 @ :23 :47 1:13 1:46 @ Alw 26000N1x  
 Inside final turn, lacked response  
 1 Jan 96 - 41Crc fm 1 1/4 @ :23 :46 1:10 1:39 @ Trop Pk Oaks50k  
 3 Dec 95 - 3Crc fst 1 1/4 @ :23 :47 1:13 1:51 @ Mid Sp Wt  
 9 Nov 95 - 5Crc fm 1 1/4 @ :23 :47 1:14 1:41 @ Mid Sp Wt  
 20 Oct 95 - 3Crc fst 7f :23 :47 1:12 1:25 @ Mid Sp Wt  
 8 Oct 95 - 6Crc gd 6f :22 :46 :59 1:13 @ Mid Sp Wt  
 Lacked response, inside  
 9 Sep 95 - 3Crc fst 6f :22 :46 :58 1:12 @ Mid Sp Wt

Ch. f. 3 (Feb)  
 Sire: Woodman (Mr. Prospector)  
 Dam: Layltna (Key to the Mint)  
 Br: Buckram Oak Farm (Ky)  
 Tr: Moubarak Mohammed (5 1 0 2 20) 1996: (101 12 12)

Lifetime Record: 7 1 0 2 \$15,530  
 1996 2 0 0 0 \$260 Turf 2 0 0 1 \$1,595  
 1995 5 1 0 2 \$15,270 Wet 0 0 0 0  
 Sar 0 0 0 0 Dist 0 0 0 0 0

66 12 12 11 4 5 4 7 6 15 Davis R G 120 f 50.40 59-28 Vashon117 Cymbala117 Sweet Hot Pepper120 12  
 47 6 1 1 4 5 4 11 11 20 Lopez R D 114 b 60.20 82 - Lulu's Ransom117 Careless Heiress117 Ms. Mostly117 Stopped badly 11  
 52 5 2 2 1 1 1 1 1 Lopez R D 119 b 2.50 62-32 My Cherie119 Tie That Angel119 Allstar Baby112 Hand ride 8  
 62 10 5 4 1 2 2 3 3 Lopez R D 115 b 4.00 77-18 Secret Off Funny118 Predicted Wildcat118 My Cheri115 Lacked response 10  
 50 3 4 3 1 2 1 3 3 Castillo H Jr 118 b 2.40 72-19 Exquisite Affair118 Supah Gold118 My Cherie118 Weakened 5  
 46 4 7 7 7 7 4 3 5 6 Castillo H Jr 118 f 9.20 74-18 Sea Lover118 Elise's Valentine118 Dr Rexsonshope118 8  
 38 2 3 1 1 2 4 5 6 20 Castillo H Jr 117 f 5.70 67-15 Supah Jen117 All Milady117 Ginger Puss117 Stopped 6

**Sweet Sondra**

Ow: Post Street Stable

LEON F (9 0 0 0 00) 1996: (381 24 06)

Entered 2 Aug - 8 SAR  
 19 Jly 96 - 48el yf 1 1/4 @ :42 :49 1:14 1:40 2:07 3 1/4 @ Mid Sp Wt  
 28 Jun 96 - 58el fm 1 1/4 @ :23 :46 1:11 1:41 3 3/4 @ Mid Sp Wt  
 26 Mar 96 - 38el fm 1 1/4 @ :23 :45 1:10 1:40 3 1/4 @ Mid Sp Wt  
 16 Oct 95 - 48el yf 1 1/4 @ :24 :49 1:12 1:47 @ Mid Sp Wt  
 18 Sep 95 - 68el yf 1 1/4 @ :23 :46 1:11 1:44 @ Mid Sp Wt

Ch. f. 3 (Feb)  
 Sire: Wolf Power SAF (Flirting Around)  
 Dam: Seattle Palge (Seattle Song)  
 Br: Conway James D & Mueller Thomas (Ky)  
 Tr: Carroll Del W II (1 0 0 0 00) 1996: (63 6 10)

Lifetime Record: 5 1 2 0 \$33,500  
 1996 3 1 2 0 \$33,500 Turf 3 1 2 0 \$33,500  
 1995 2 M 0 0 Wet 1 0 0 0  
 Sar 0 0 0 0 Dist 0 0 0 0 0

75 6 8 4 1 4 1 1 1 1 Leon F L 114 11.65 53-33 Sweet Sondra114 Yanka114 Sir's Affair109 Wide, clear 12  
 73 2 7 7 5 6 1 2 2 2 Leon F 114 7.80 81-17 Memories Of Silver114 Sweet Sondra114 Tru Lov114 Check turn, rallied 10  
 73 2 9 9 8 4 4 2 4 Leon F 113 49.00 88-11 Helenopen114 Sweet Sondra113 Appreciatively132 Steadied early 10  
 0 6 2 5 1 10 10 10 10 10 Smith M E 117 26.25 - 30 Yokama117 Kiwi Sunshine117 Tanzia117 Brief speed 12  
 21 3 7 7 6 10 6 2 1 1 Smith M E 118 11.80 52-23 Lovington118 Queen Herts118 Kiwi Sunshine118 Brk slowly, no threat 8

WORKOUTS: Jly 29 Sar 4f fst :59 B 32/29 Jly 17 Bel 3f fst :57 B 10/31 Jly 7 Bel 5f fst 1:04 B 20/27 Jun 23 Bel 3f fst :48 H 10/45 Jun 19 Bel 3f fst :37 B 6/7 Jun 14 Bel 5f fst 1:01 H 10/22



Stormy Emotions

Own: Baker & Kumble & Lions Head Farm

LOYATO F JR (4 8 1 0 0) 1996: (182 18 10)

Table with columns for race dates, times, and distances. Includes entries for 16 Jun 96, 27 May 96, 31 Dec 95, 29 Nov 95, 20 Aug 96, 16 Jul 96, and 30 Jun 96.

WORKOUTS: Jly 18 Bel tr 1/2 f 1:02 B 4/11

Table with columns for sire, dam, broodmare sire, and trainer information for Stormy Emotions.

Table with columns for Lifetime Record, 1996, and 1995 performance statistics.

Meteor Colony

Own: Evans Mrs Thomas M

SELLERS S J (27 4 6 3 15) 1996: (775 106 21)

Table with columns for race dates, times, and distances. Includes entries for 21 Jul 96, 23 Jun 96, 7 Jun 96, and 26 Apr 96.

WORKOUTS: 0 Jly 13 Bel tr 1/2 f 1:02 B 4/7

Table with columns for sire, dam, broodmare sire, and trainer information for Meteor Colony.

Table with columns for Lifetime Record, 1996, and 1995 performance statistics.

Born Twice

Own: Sullimar Stable

SMITH M E (44 11 8 5 25) 1996: (829 159 19)

Table with columns for race dates, times, and distances. Includes entries for 11 Jul 96, 26 Jun 96, 14 Jun 96, 12 May 96, 2 Apr 96, 14 Apr 96, 20 Mar 96, 18 Feb 96, 4 Feb 96, and 4 Jan 96.

WORKOUTS: Jun 9 Bel tr 1/2 f 1:02 B 4/7

Table with columns for sire, dam, broodmare sire, and trainer information for Born Twice.

Table with columns for Lifetime Record, 1996, and 1995 performance statistics.

Run n Gun

Own: Hoerner August

DAY P (45 6 4 5 13) 1996: (429 169 20)

Table with columns for race dates, times, and distances. Includes entries for 26 May 96, 3 May 96, 3 Apr 96, 15 Feb 96, 4 Feb 96, 21 Jan 96, 30 Nov 95, 12 Nov 95, and 13 Oct 95.

WORKOUTS: Jly 29 Sar tr 1/2 f 1:02 B 4/7

Table with columns for sire, dam, broodmare sire, and trainer information for Run n Gun.

Table with columns for Lifetime Record, 1996, and 1995 performance statistics.

It's a Gherkin

Own: Nysia Farm

KRONE J A (27 1 3 9 04) 1996: (666 106 16)

Table with columns for race dates, times, and distances. Includes entries for 28 Jun 96 and 23 Jun 96.

WORKOUTS: Jly 30 Sar tr 1/2 f 1:02 B 4/7

Table with columns for sire, dam, broodmare sire, and trainer information for It's a Gherkin.

Table with columns for Lifetime Record, 1996, and 1995 performance statistics.

Advertisement for Saratoga NINTH RACE, 1 MILE. (Dinner Turf) (1:34) ALLOWANCE. Includes race details, horse list, and mutuel prices.



This might be a good time to ask: How many of you go through this profiling procedure, either with computer or just eye-balling the reality of what transpired on the days immediately preceding the day you handicap? Look not only at the running patterns of the winners but, for Exacta Trifecta profits, the Place and Show horses.

Nine races. In the seven dirt races, except the third, a 6 furlong Md. Special Weight, ALL were won by Early or Early Pressers, regardless of distance. The two Turf races were won as Turf races usually run, more sustained. The profile was virtually duplicated on Saturday, August 3. Only one winner as much as 4 lengths off the 2nd call pace.

This vital little preamble to handicapping is often overlooked. It should be done by rote. A computerized profile is superior but eye-balling the position calls and lengths off the pace was more than adequate at Saratoga because there were no hidden subtleties.

Without this profile we would have eliminated the winner of the 9th race based on its speed rating alone. Yet, because of vastly improved EARLY fractions and positions in its last two races, fitting the current win profile, we entered the horse. Also, performance on a sloppy track is usually a precursor to turf performance.

Now we're ready to view this race from both a logical, left-brained outlook and from a cosmetically less comprehensible perspective.

First, the logical approach: using Belmont times because all horses come from Belmont; making no track or track speed adjustments.

THE PACE LINES:

PACELINE DATA													SAR 8-4-96 9 8 T				
#	NAME	L	DIST	S	1stC	2ndC	3rdC	FnlC	BL1	BL2	BLS	BLF	SR	TV	ADJ	N	T
1	SOV	1	8.0	T	22.0	44.1	108.3	134.0	11.00	6.00	4.00	4.25	89	13	-1.5	3	
2	DONT	2	7.0	D	22.2	45.3	110.2	123.4	3.00	1.00	0.00	0.00	82	14	-1.0	2	
3	SWEET	2	8.5	T	23.0	45.4	110.2	140.3	8.75	4.00	4.00	4.75	84	11	-2.5	3	
4	RUN	2	8.5	D	22.4	45.4	110.3	143.1	0.10	0.10	0.50	5.50	77	19	0.5	2	
5	ITS	1	8.0	T	23.0	46.3	111.3	136.3	2.00	1.00	0.50	0.00	80	17	0.5	2	
6	METER	1	8.0	D	23.1	46.3	111.3	136.2	4.50	1.50	0.00	0.00	81	21	1.5	2	
7	BORN2	1	8.5	T	23.3	47.2	111.3	141.4	7.00	3.50	1.50	0.00	88	10	2.0	3	

WITH DISTANCES EQUALIZED:

PACELINE DATA													SAR 8-4-96 9 8 T				
#	NAME	L	DIST	S	1stC	2ndC	3rdC	FnlC	BL1	BL2	BLS	BLF	SR	TV	ADJ	N	T
1	SOV	1	8.0	T	22.0	44.1	108.3	134.0	11.00	6.00	4.00	4.25	89	13	-1.5	3	
2	DONT	2	8.0	D	22.2	47.1	110.2	136.2	3.00	1.00	0.00	0.00	81	14	-1.0	2	
3	SWEET	2	8.0	T	22.4	46.0	111.1	133.1	8.75	4.00	4.00	4.75	92	11	-2.5	3	
4	RUN	2	8.0	T	22.2	45.3	109.3	134.3	0.10	0.10	0.50	5.50	84	19	0.5	2	
5	ITS	1	8.0	T	23.0	46.3	111.3	136.3	2.00	1.00	0.50	0.00	80	17	0.5	2	
6	METER	1	8.0	T	23.0	46.3	110.4	134.2	4.50	1.50	0.00	0.00	91	21	1.5	2	
7	BORN2	1	8.0	T	23.2	47.3	112.2	134.2	7.00	3.50	1.50	0.00	91	10	2.0	3	

ATM ADJUSTMENTS, NEED TO LEAD AND TANDEM RACES

SAR 8-4-96 9 8 T

NAME	L	DIST	S	AVE DTV	TV	TV ADJ	T&S	MAN	NET ATM	NTL	TAN
SOV	1	8.0	T	17	13	-1.5			-1.5	3	
DONT	2	7.0	D	17	14	-1.0			-1.0	2	
SWEET	2	8.5	T	17	11	-2.5			-2.5	3	
RUN	2	8.5	D	17	19	0.5			0.5	2	
1TS	1	8.0	T	17	17				0.0	2	
METER	1	8.0	D	17	21	1.5			1.5	2	
BORN2	1	8.5	T	17	10	-3.0	5		2.0	3	

ADJUSTED

	BOTTOM LINE	BETTING LINE
	LS	ODDS
1 BORN2	18.5	EVEN
2 METER	16.0	2-1
3 SWEET	13.0	3-1
4 SOV	8.0	6-1
5 DONT	5.5	9-1
6 RUN	4.5	10-1 <b>-W</b>
7 1TS	1.0	20-1

Nothing "screwy" looking here. Everything looks perfect. The only problem is, we lose the race. The logical, linear mind doesn't really want to win it. As a famous handicapping author once said to me:

"I'd rather lose races following mainstream logic than WIN races with the convoluted logic of your methodology."

Next, the race using Saratoga Times and following exactly the prescribed procedure:

PACE LINES:

ATM ADJUSTMENTS, NEED TO LEAD AND TANDEM RACES

SAR 8-4-96 9 8 T

NAME	L	DIST	S	AVE DTV	TV	TV ADJ	T&S	MAN	NET ATM	NTL
SOV	1	8.0	T	17	13	-1.5	-15		-16.5	3
DONT	2	7.0	D	17	14	-1.0	-5		-6.0	2
SWEET	3	8.5	T	17	11	-2.5	-3		-5.5	3
RUN	2	8.5	D	17	19	0.5			0.5	2
1TS	1	8.0	T	17	17		-15		-15.0	2
METER	1	8.0	D	17	21	1.5	-10		-8.5	2
BORN2	1	8.5	T	17	10	-3.0	-2		-5.0	3

WITH DISTANCES EQUALIZED:

PACELINE DATA

SAR 8-4-96 9 8 T

#	NAME	L	DIST	S	1stC	2ndC	3rdC	FnlC	BL1	BL2	BLS	BLF	SR	TV	ADJ	N	T
1	SOV	1	8.0	T	22.0	44.1	108.3	134.0	11.00	8.00	4.00	4.25	103	13	-18.5	3	
2	DONT	2	8.0	D	22.3	47.1	110.2	136.2	3.00	1.00	0.00	0.00	91	14	-8.0	2	
3	SWEET	3	8.0	T	22.4	46.0	111.1	133.1	8.75	4.00	4.00	4.75	106	11	-5.5	3	
4	RUN	2	8.0	T	22.2	45.3	109.3	134.3	0.10	0.10	0.50	5.50	98	19	0.5	2	
5	1TS	1	8.0	T	23.0	46.3	111.3	136.3	2.00	1.00	0.50	0.00	94	17	-14.5	2	
6	METER	1	8.0	T	23.0	46.3	110.4	134.2	4.50	1.50	0.00	0.00	105	21	-8.5	2	
7	BORN2	1	8.0	T	23.2	47.3	112.2	134.2	7.00	3.50	1.50	0.00	105	10	-5.0	3	

NOTE: EQUALIZES SURFACE  
DIRT TO TURF -EXCEPT  
DON'T, NO 7F TURF AT SAR.

NOTE: "SCREWY" #'S  
TO COMPENSATE.

"Screwy" looking, yes. Apparently wild adjustments, speed ratings exceeding 100. Just the computer's way of compensating for the different distances, from 7 furlongs, one mile 8.5 furlongs, plus turf/dirt lines adjusted from the Belmont surface to Saratoga's and equalized to today's turf mile.

SAR 8-4-96

WIN ODDS ONLY

	BOTTOM LINE	ADJUSTED BETTING LINE	ODDS
1 BORN2	17.5	17.5	EVEN
2 SWEET	16.0	16.0	2-1
3 RUN	11.5	11.5	4-1
4 METER	11.0	11.0	4-1
5 DONT	7.5	7.5	7-1
6 SOV	2.0	2.0	15-1
7 1TS	1.0	1.0	20-1

Those who refuse to let a "screwy" looking tree obscure the forest WIN this race. Using ALL contenders as entered produces this Bottom Line-Betting Line. The winner is listed at 4-1. It went off at almost 17 to one. But let's not stop there. Knowing the Win profile, let's view the EARLY-LATE Difference and the BOTH/AND graphs. Which contender on these graphs shows an early/late relationship that is deviant to an extreme from the anticipated win parameters? Looks like BORN TWICE. (minus )-29. But first, let's check the two deviant races on our profile. I'll use the Profiler program we gave away at Albany.

PROFILE: 2 DEVIANT RACES  
Early-Sustained BOTH/AND Difference Graphic

SAR 98-92-08  
Face Launcher

NAME	L	N	RAW	LATE	EARLY
WIN	7	3	-1.0		DIAT
WIN	6	3	-16.0		TURF

NAME	L	N	%EARLY	%SUST
WIN	7	3	49.4 DIRT	50.6
WIN	6	3	41.1 TURF	58.9

SAR 08-04-1996 RACE 9 DIST 8 SURF T TEST  
 Pace Launcher Late/Early Difference Graphic

NAME	L	N	RAW	LATE	EARLY	ADJUSTED	LATE	EARLY
SOV	1	3	6.3			6.0		
DONT	2	2	6.0			5.8		
SWEET	2	3	-19.3			-19.8		
RUN	2	2	12.3			12.4		
ITS	1	2	-5.0			-4.9		
METER	1	2	-9.0			-8.7		
BORN2	1	3	-29.0			-28.6		

On the dirt we see only a -1 difference and a 49.4% Early. Maximum on the Turf: -(minus) 16 and 41.1% Early. Pretty safe to hide BORN 2 and SWEET. No purist would use SWEET off a line before its maiden win. I did it only because the group wanted it. Hide BORN 2 and SWEET and see the \$36.80 winner on top. A three horse Exacta Box earns \$452.50.

WIN ODDS ONLY

SAR 8-4-96 9 8 T

	ADJUSTED	
	BOTTOM	BETTING
	LINE	LINE
	LS	ODDS
1 RUN	20.5	EVEN <i>W \$35<sup>20</sup></i>
2 METER	19.5	EVEN
3 DONT	14.5	2-1 <i>-A.</i>
4 SOV	9.0	5-1
5 IT'S	4.0	10-1

BORN 2 finished next to last. SWEET got up for 4th. Their style just didn't fit the profile for Win or Place.

On each of the two previous days there was ONE come from behind winner on the dirt and one on the turf. The seventh race on the dirt, August 2, was the only one of importance so it might have been a loss. The sixth race on the turf yielded a turf energy profile that was well within our parameters.

When guided by a profile alone, we will always lose a race or two on any given day. The question before the house is: How many would we lose with no profile? Those who employ a rudimentary "Match Up" will usually see when a profile will not hold up. You don't have to be able to match horses with half length precision the way "The Hat" does. All you really need to envision is who will take the lead, who will press or come from behind, and whether or not they can catch up.

We must all learn to not be frustrated by Jim's mastery any more than we are frustrated by a virtuoso performance on a musical instrument. Over the years I've

seen a number of fairly good handicappers let themselves be destroyed because they refused to accept "Hat's" singular abilities. Their theme: If he can do it, I can do it! A monumental exercise in ego aggression. Very few can do it like "The Hat," especially when wagering more than \$20 a race.

***Important sidebar to this article:*** When handicapping tracks of EQUAL CLASS, such as Belmont & Saratoga, Do NOT enter 0 for Speed Rating. USE THE SPEED RATING printed for the track the HORSE COMES FROM.



## ***A note from the programmer***

***On "Screwy" appearing Speed Ratings, etc.***

A word to explain the high ratings displayed on the equalization screen for the race shown.

Notice that each paceline except for 'RUN' shows a negative adjustment. Each of these Pacelines came from Belmont's considerably faster surface by distances. The over-100 speed ratings as shown when equalizing distances would be correct if those exact times were run at Saratoga. We could disguise the ratings internally but we prefer showing the reality of SR + or - variant the time difference. The bottom line fact on this race is that had this race been run at Belmont, RUN would *not* have won. That's the power of the Track to Track Adjustment.

The program determines the difference between the Three Year Best times for Today's track and the Shippers' Track. The T&S column reflects this difference together with the impact to the track variant.

Unadjusted calculations are based on actual times run. Adjusted calculations include the variations arising from track, track condition and surface changes. Following Doc's elimination procedure leaves the winner 'RUN' in top position.

# CIGAR: Beaumont's Mandella engineers upset

► Long shot Dare And Go ruins the horse of the year's bid for a record 17th victory in a row.

Mott, sitting with Cigar's owner, Allen Paulson, and 100 of Paulson's closest friends, began to sweat when he saw the early fractions: :23 for the first quarter, :45 and change for the half-mile.

The son of a Beaumont farrier, Mandella finished fourth in the national trainer standings last year with purses of more than \$6 million. Yet when someone asked Mandella who the second most famous person to hail from Beaumont might be, he looked confused.

### 8140—SIXTH RACE. 1 1/4 Miles. Purse \$1,000,000. "Pacific Classic." Grade 1. 3-year-olds and up.

Index	Horse and Jockey	Wt	PP	ST	1/4	1/2	3/4	Str.	Fin.	To \$1	
7566	Dare And Go, A Solis.....	124	2	4	42	42	32 1/2	1 1/2	13 1/2	39.60	
1471	Cigar, J Bailey.....	124	4	2	21	2nd	1hd	24	27	.10	
7470	Siphon (Brz), D Flores.....	124	3	1	11	1 1/2	22 1/2	35	58	6.80	
7399	Dramatic Gold, C Nakatani.....	124	6	3	32 1/2	34 1/2	415	420	426	25.20	
7470	Luthier Fever, B Blanc.....	124	5	6	6	6	6	5	5	78.10	
7470	Tinners Way, E Delahoussaye.....	124	1	5	55	512	53	pulled up		11.30	
No Scratches.											
2—DARE AND GO.....					81.20	7.60	2.10				
4—CIGAR.....					2.40	2.10					
3—SIPHON.....					2.10						

Off: 3:38 Time: :23 :45.4 1:09 1/5, 1:33 3/5, 1:59 4/5, Track: Cloudy & Fast.

## TOO FAST TOO EARLY

Beaumont's Richard Mandella hailed as town's favorite son!!

CIGAR'S Win Streak ends, BUT...

It took TWO, not ONE horse to beat him!

East Coast Jockey miscalculation leads to upset on West Coast Track...





Howard G. Sartin, Ph.D

# The Psychology of Winning

## ***The Back-To-The-Drawing-Board Syndrome***

This is the most insidious manifestation of Sisyphus: Rolling the rock of successful handicapping almost to the peak of the mountain only to have it roll back on you. It is characterized by an Over and Over Life Script. Finding profit within your grasp but at the moment of truth, repeating the same errors time after time, never learning from mistakes. We have discussed Life Scripts before. They are defined as: "A life plan based on a childhood decision, reinforced by parents and/or other authority figures, self-justified by subsequent events, and culminating in a chosen alternative. The Life Script determines a person's ultimate outcome: a decision made by your child within between autonomous needs and the *expectations* of parental figures and your earliest encounters within the family group."

In short, early conditioning that clings steadfastly to your unconscious, dictating behavior and life decisions. All too few of us were conditioned from birth to be autonomous: to function from a fearless belief in our own ability to overcome obstacles and conquer life's dragons. The vast majority of persons were conditioned to be just the opposite: an unhealthy dependence upon others, usually parental or other perceived authority figures that we unconsciously substitute for parents. Most of us, as children, were rewarded for being dependent and punished for being self-sufficient. Yes, we had our time of rebellion against all authority, "The Terrible Two's," as Dr. Spock calls that age. We responded with a degree of rage to the "DON'T" injunction. But we were subsequently weaned back to passive dependence on authority.

In adulthood most persons learned to balance their behavior between passivity and aggression and function within society's norms.

Only in times of crisis do we revert to the inner child that overly adapted to perceived authority figure *rules*.

The average person going through the cycle of making handicapping and wagering decisions is in a constant state of crisis! Because of this, at the moment of decision, they revert to their frightened adapted child and make childish errors, crying out for help from virtually anyone who seems even slightly authoritative - which at a racetrack or betting site - is often the loudest most opinionated of voices with little skill to back up their thunder.

Some of the nicest clients I know are victims of what I called the "Back-to-the-drawing-board" syndrome. They'll win for a time and then become complacent and blissfully unaware of Match-Up and other exigencies that can turn yesterday's success into today's failure.

So they retreat into a shell and begin researching. After making a determination about why they lost, usually a linear one without any application of the scientific method, they then apply last week's research to *today's* races. Often this spells disaster since the current cycle may be producing profits that are not reflected by past factors. So it goes on and on, over and over.

They are thrown by the handicapping horse and instead of immediately getting back in the saddle they focus on what caused them to lose. This is an open invitation to repetitive losing. All of us must focus on what causes horses to win and come in the money, NOT ON WHAT LOSES.

Unfortunately all too many clients will not change their Life Script. So they fail to recognize positive signs but, as dictated by their Script, they see only the negative. In a negatively scripted life, roles and games are played. The game most often played is: "Do Me Something," characterized by an ulterior motive to place responsibility for one's failure onto another. The player starts off as a victim seeking a rescuer. When the rescuer buys in, the victim turns into a persecutor. Sort of like a Laurel and Hardy routine of "Another fine mess you've got me into, Stanley."

I receive letters and calls from clients expressing longings voiced in terms of "Why can't I do like Brohamer or Connolly or Bradshaw or Palermo or Shane?" (to mention a few). What they seek is to duplicate the handicapping techniques of those named. This is not what they truly need. Instead of trying to follow the procedures of winners, they should dump their negative Life Script and seek the autonomy, the self-determination of those they know are winners.

It may be a fact difficult to accept, but winners do not achieve their success through technique or application of information. They win because they have willed themselves to win and refuse to accept any other alternative. Through the eyes of their self-will they see clearly the things that are but meaningless blurs to those who accept a non-winning Life Script. Acceptance is what the non-winner is doing. This is fatalism: allowing one's self to become a victim of so-called destiny instead of controlling destiny through the power of their own will!

James Quinn once quite accurately wrote that "...most serious handicappers are passive.." True. By the same token most of those we would call "horseplayers" are passive-aggressive. They will passively walk up to a stranger and ask, "Whodoyalike?" Then, when offered a selection, aggressively cries out: "I wouldn't bet THAT horse with YOUR money!!" Later on, when the race is over, we usually hear him yell, "I HAD that horse!" - followed by a long rationalization of why he didn't bet it. The blame always being transferred to someone else.

A degree of passivity is healthy. But when it becomes a form of "helplessness" it is not. Allowing yourself to be the victim of a self-determined fate or destiny is folly and denies you the innate power of human spirit which is responsible for all of history's great accomplishments of which we are the beneficiaries. We all have heroes. Persons whose deeds we honor and admire. Pick some heroes or heroines.

Do you think they achieved through negative self-talk or doom-gloom articulations to others? They did NOT!

Recently I overheard a conversation in which a client bragged about ease of using, without any discretion, the pace lines marked in AODDS. After praising them to the heavens, he then said he'd soon have to quit betting because he was *losing*! When asked why he didn't override the suggested lines and employ some personal evaluation, he replied that he couldn't make such distinctions and preferred the automatic process. Then he reluctantly admitted it was not so much the suggested pacelines that were responsible for his plight but, rather, his inability to make proper interpretational decisions!

It is an empirical fact that those who use AODDS or the Best of the Last Three at a comparable distance and surface auto-selection process do better than they did when applying an inconsistent paceline selection procedure. This fact strikes a blow against cognition and is not necessarily tantamount to winning but, for those incapable of making a decision, it's an improvement.

Regrettably, those seeking success in a stochastic endeavor, are among the most fragile persons on earth. So when this person voiced his negativity to others, he caused their fragile confidence to dwindle. Listening to and accepting as "fact" the subjective, offhand comments of others is the most dangerous of "horseplayer" behavioral tendencies.

Heeding the statements of other voices from other rooms has for decades equated with losing. This is especially true when the voice comes from a geographical location far distant from the listener's. A West Coast teaching member with the best of intentions may impart an accurate win profile to someone on the east coast or Midwest that is contradictory to the recipient's geography. I know there is a great temptation on the part of the "Teacher" to tell others how "I do it." It provides more "ego gratification" than insisting that the student perform the essential work to "do it" in a manner compatible with the reality of his/her environment.

While it's not what most people want to hear, seeking advice from those who do NOT handicap tracks on your circuit, is a liability. The only exceptions are teachers who daily handicap tracks from every part of North America. Happily that's what we do here at the office.

The person who told others from another part of the continent about his own negative psychologically activated experiences, unwittingly set off a chain reaction that was harmful. If one persists in refusing to fight a negative Life Script, and continues to succumb to some self-determined "fate," he/she would be well advised to quit betting. There are lot of people winning using the pace lines prescribed in the Follow Up and AODDS. Naturally some discretion is required when employing any semi-automatic procedure. That's as close as it gets to automatic in handicapping - "SEMI."

A sad example of dependency was recorded the day we took the Albany seminar to Saratoga. A client, known supposedly for his skill, conferred with "The Hat" on a race. Jim isolated two horses, one of which won. The client was next seen in the clubhouse asking Andy Beyer for his selection. Fortunately for the clients, Beyer's choice agreed with Jim's. A rarity in itself.

All of our literature and computer programs provide tools that will help you make proper decisions. Simple record-keeping and uncomplicated recognition of what the computer readouts and Follow Up articles are trying to tell you are tantamount to success. In the final analysis, handicapping successfully with these tools is not just 80% psychological, it is 100%

Where there's will there's a way. Without will, there is *NO WAY!*

I was most impressed by this message on the BRIS Forum line:

MESSAGE : 3214      DATE: 12-Jul-98      TIME: 08:53 PM  
FROM : BULLDOG  
SUBJECT : TO:DREN

You can read all the books, listen to all the tapes, watch all the videos, call all the 900 numbers you want to, but the lessons you remember and learn from are the ones where you lose your money! There are some valuable lessons burned into my brain from the experience. This is why I have stayed with the Sartin methodology for so long... I know the key to this game is mental not mathematical. If there was a perfect number to beat the game, either everyone would have it by now, or else no one will ever hear about it because only a fool would let it out. ✓

BULLDOG'S wisdom expressed in this message to DREN, Nerd spelled backwards, received pages of flack from others on the line. They refused to accept his premise that "this game" is mental. They persisted in citing informational factors that were the true key. Fortunately for them, their written messages were so tediously long and convoluted that they probably didn't get around to making any wagers on that day. I say 'fortunately' for them. Too bad for us. We could use the money they would have lost.

I've always been impressed by the determination and insights of Mel Shrawder, who wrote the "Self-Talk" articles in previous issues. We used his letter in Vox Populi but it bears repeating here.

The reason I stay with PIRCO is twofold:

1) Integrity and 2) your stuff wins. Your software is self contained. It allows users to work manually if they so desire. It does not try to make a mint on a homemade download service. And three, it is open ended. It allows users to design their own approach with guidelines proved by the Follow Up.

Thanks,

M.S. Pennsylvania

Mel knows the power of positive verbalization both in his self-talk and conversations with others. He downloads with AODDS and uses personal discretion born of experience when called for. He knows there are no fixed rules for successful handicapping. But he is acutely aware of the positive guidelines we've offered and he capitalizes on them daily. He has learned to accept inevitable losses. He does NOT go back to the drawing board when they occur. He moves forward and balances his losses with a bevy of wins. His most important tool for success is his attitude. He

seldom communicates with me on any other subject. Whatever help we might provide him is in our constant re-enforcement of his positive attitude!

In an avocation like ours that kind of positive re-enforcement is better than any mathematical formulae or automatic procedure yet devised.

### *Waiting for Epiphany*

Capitalized, it's a Christian festival of revelation. With a small "e" it is....

**E[pi]phā·ny** (ē pif'ə nē, i-)      3 [e-]      a moment of sudden intuitive understanding; flash of insight    b) a scene, experience, etc. that occasions such a moment

Every successful user of this Methodology, including myself, has had an epiphany. For the first few months of testing back in 1975, I went for several months, fearful and tenuous, making two dollar bets and over-analyzing every situation. Then, in a flash, everything became clear and I stopped intellectualizing and over analyzing and played the races like a musical instrument: joyously free swinging.

Over the years many clients, like my "friend," who we were about to give up on, have experienced such an epiphany with a suddenness that surprised them. They variously called it, "suddenly seeing the light at the end of the tunnel," or "like an explosion in my brain."

For most it was an experience they never looked back from. To others it was but an amorphous moment from which they awakened in a new world a few days or weeks later. The difference between the two responses lies in the nature of their internal dialogue. Firmly fixing the revelations of an epiphany in the subconscious with positive self-enforcement is the winner's way. Accepting an epiphany as a windfall from above and doing nothing to keep it alive from within, is the non-winners choice.

It is a choice. One that only *you* can make. Negative words stem from negative thoughts. For generations Semanticists have proclaimed that "the word is not the thing." Perhaps not in their imperfect branch of science. But to the human mind the "WORD is the thing." As we verbalize it, so shall it be. We hear our own thoughts and respond to our own dialogue. If it is negative our subconscious will absorb it like a sponge. Words of doom and gloom, of fear and loathing, will materialize into a self-fulfilling prophecy of doom and gloom.

Those living a Script wherein negativity recalls a positive childhood response should NOT try to be handicappers. They are feasting on a dessert of masochism. They want to lose even though adamantly protesting against that statement with their words. But their failure is providing some kind of 'secondary gain'. No mentor can change that. The only one who can change it is YOU!



# VOX POPULI

## THE CLIENTS SPEAK

Dear Doc Sartin & staff:

Well, with the exception of my subscription to The Follow Up, it has been many a moon since I've contacted you. Still handicapping, usually with AODDS Gold (match up readouts only, no "Power" figures) and/or the plain old Daily Racing Form. I prefer using the computer on my head to the one you buy. However, some articles you did on spot plays with Thoromation intrigued me, so I dusted off my old EXDC/Thoromation (3 calls) disc and loaded several saved AODDS files. Obviously the results were very good or I wouldn't be writing this letter!

So, I am enclosing a check for the Thoromation upgrade described in issue #54 of The Follow Up...

Thanks and keep up the good work!

Sincerely,  
R.N., California

Dear Doc,  
The Albany/Saratoga Seminar went just as the Doc ordered. It was grand to have you here Doc and the others too.  
T.S., New York

Dear Dr. Sartin

I'm finally getting around to saying thank you. I've been a member/Follow Up subscriber for so long I can't remember just how long.

Thank you for making me a winner at the sport I enjoy so much. Now for the big thank you...Thank you for your article on ADD\* as it has changed the life of my 12 year old daughter and now the life of a neighbors granddaughter. Two little girls lives have been remarkably improved because I subscribe to a "horse" magazine.

Best regards,  
J.C., Nevada

\*Attention Deficit Disorder

Dear Howard & Shane,

I am enclosing payment for Pace Launcher 3. I'm very pleased with Entropy. I don't know how anything can be better but I'm excited to find out.

Best Regards,  
TL., California

**DOC COMMENTS: How gratifying. Entropy *is* a great program for those who comprehend its non-linear power.**

Doc:

I do surf the net once in awhile and I noticed that there is a plethora of horse racing software programs out there ranging from the \$895.00 software now being given away free, and the teaser stuff, and the "proprietary" information stuff that is so private that you can only download from them for a minimum of \$100.00 a month. Give me a break! The worst thing is almost all use Sartin terminology type ratings. I say type ratings because they are sometimes gizmo'd up with slightly different letters and called weighted or powered ratings. Anyone could design a Sartin Power Rating if they wanted based on composite of factors and anyone could develop class figures for races if they tracked Total Energy for dream Races or POR Quad races or whatever.

The reason I stay with PIRCO is twofold: 1) Integrity and 2) your stuff wins. Your software is self contained. It allows users to work manually if they so desire. It does not try to make a mint on a homemade download service. And three, it is open ended. It allows users to design their own approach with guidelines proved by the Follow Up.

Thanks,

M.S. Pennsylvania

### ***Another letter from M.S.***

There are some people on the net who have some nasty things to say about you. The big word out there is "proprietary" information and "you must subscribe to my service to obtain this". My reply is "hogwash". If they want to design a

program, fine, but if it can't allow use by common downloading services or permit manual input if that company goes bankrupt in 6 months you've got a program worth nothing. I'm beginning to see why you get so irate in the Follow Up.

Anyway, your stuff works great and I've developed my own "proprietary" rating for contenders that has included some real longshots. It's called hard work.

**DOC COMMENTS: Apparently those Net users expect a free lunch. If we gave it to them I doubt if they could digest it. I've been writing articles for American Turf Monthly for 4 years, giving away more information than most clients would like me to. We're on the phone 6 hours a day servicing clients. I can only imagine the kinds of questions we would get if we were not proprietary.**

Shane:

...Soon I hope to be able to be "trading in" my Thoromation for version 2A, so I can be on the "cutting edge" again. Please tell Dr. Sartin that he is well known on the internet, especially to a group out of the U. of Kentucky called 'derby'... I get a lot of comments there about "how hard the Methodology is to master" and I just laugh at them all the way to the bank.

Sincerely,

T.Y., Canada

**DOC COMMENTS: Hearing how "hard" the Methodology was to master is what brought Tom Brohamer to us. If someone finds anything worthwhile that is easy to master, let me know.**



Dear Dr. Sartin:

Enclosed is (payment for) two programs: Thoromation 2A and Pace Launcher 3.

I have not been as active in thoroughbred handicapping as I would have liked to, because certain events, none financially related; had forced me to temporarily rearrange my priorities. Now, that my health seems to have improved, I'm again ready to joust with sneaky trainers, conspiring jockeys and uncooperative horses. Tsk! Tsk!, did I just write the verboten phrases? From local users, I kept hearing about the Pace Launcher 3's excellent forecasting capabilities; that I decided to buy one. Besides, when St. Peter asks what I recently did for a living I'd hate to reply that I was a "Wanna be" handicapper. Thinking I was lying, he might just say "Go to hell". Ha.

...Your offer of assistance to make me win consistently is most welcome. I could use your help - much help because my performance this year has been like the tide - it flows (wins) one day, and ebbs (loses) the next day. I could list what I think are the many causes for my inconsistency and bore you. After all, you've read about all of them before. I could use failing health as an excuse and irritate you because you would think that I was one of those many who would use anything just to evoke sympathy from others; or I could consider the possibility that I am not cut out for this game. I won't do all of the above because I don't want to bore or irritate you. I am also not ready to give up yet because I know that I can win and have won money on some key races this year (the Triple Crown

Races, Stakes Races at some U.S. and Canadian tracks) where I identified the win/place horses through analyses sprinkled with periodic doses of inspiration. I will, however, gratefully accept any assistance that you offer. Because of the undue strain this arrangement could put on your time, I will be willing to pay a fee just as I would pay if I were enrolled at a correspondence school. Let me know how much. Seeking the assistance of those so called methodology "experts" here, will be a futile exercise because they have been known to mislead rather than instruct, for whatever reasons - two of these could be:

- 1) They fear that sharing what they've learned from you would diminish their pari-mutuel winnings, but more importantly,
- 2) Much of their energy they spend in trying to uphold their own importance. They are so consumed in preserving the illusion of their grandeur that they couldn't bear the thought of teaching someone who would become their competitor and who could surpass the level of their handicapping competence.

...I shall await your reply. Meanwhile, may you always achieve a quiet mind and enjoy continued success.

Sincerely,  
N.A., Canada

Dr. Sartin:

I just sent you a study on 8.0 F races at Del Mar in which I emphasized 1 & 2 UXR. (Energy)

The enclosed race was a low level mix-up, so I just entered every horse and let the computer do the work. Was I surprised when the #2 UXR won at \$67.40.

When I send you a report at the end of the season I don't want you to think it was post-analysis. I did a post-analysis with Quad Rater and as you can see it did great.

One question I asked myself was: Does Quad extract the 8.0 portion of a 9.0 F race in a 8.0 F race?

Tahoe Slew:

9.0=47<sup>4</sup> 112<sup>1</sup> 137<sup>2</sup>/149<sup>2</sup> 1<sup>2</sup> 1<sup>1.5</sup> 1/2 6<sup>3/4</sup>

I figured this race to come in at 137<sup>1</sup> (Actual 136<sup>4</sup>) so when you look at Tahoe Slew you have a good 8.0 F race.

I don't expect an answer to this question because I think it does. With Energy I used the 8 F portion of the race.\*

Comment: The 8.0 & 9/0 Turf races have a lot in common. The 8.5 is out of sync. That 300 feet to the turn seems to screw up something. I think with the 9.0 they meander to the turn, and then begin an 8.0 race.

RACE #5 AUG. 26th DMR  
R.M., California

P.S. With reference to the 8.5 Turf at DMR Factor 'W' top 2 won 6 out of 7.

**DOC COMMENTS: If you only enter the 8 portion, calling it an 8F race, all programs will work this way. As for 9F races being "slower on the turn" this is why we adjust the 9F TT Gap in Pace Launcher 3.**

Dear Dr. Sartin,

...I am enclosing my renewal to the Follow Up.

Please keep me active, even though I have been inactive for awhile. I don't want to miss the Follow Up.

Let me say this to the group as a whole if I may.

I have studied horses for 30 years, own over 100 books on racing, and hundreds of systems, tapes, mag's, you name it, and programs, past and present.

The Methodology is the best I have seen, if you work the Method, if you don't, it won't work. ...Lazy folks always blame everything but themselves.

The Follow Up is a handicapping course unto itself. I have them all and don't want to miss any issues.

I would like to talk with Doc Sartin because my problem is not handicapping it is psychology of winning.

I wish Doc would make some audios on it, even though I read his articles over and over.

Lastly let me thank you for devoting all these years to helping horse race investors.

Keep up the good work and God bless the Group.

J.H., Nebraska



Once again...

from the top



A Special Series of  
Articles for Beginners and a  
Refresher Course for those in need



## ***The Paceline***

In otherwise well-intended (I'm sure) written descriptions of our Methodology, both Dick Mitchell and James Quinn asserted, in their own way, that Sartin Methodology clients had to ISOLATE A SINGLE PACE LINE to be successful. However flattering some of their other comments, this statement is, and always has been UNTRUE!!

Pages 14 through 23 and 39 through 45 in our Basic Manual are dedicated to detailed information about utilizing a horse's ENTIRE Past Performance chart to determine its chances in *today's race*. I showed how to make a computerized Match Up and extolled the benefits of the DRF Speed Rating as a guide. That manual was written in 1981, so those who are under the impression that our use of the Speed Rating is something new are in error. What is *new* about using the speed rating and daily variant is the fact that Jim Bayle of SportStat, a highly reliable research organization, confirmed my premise about the efficacy of making use of the Speed Rating (plus daily variant where applicable).

In Follow Up #56 we established the concept that true contenders always come from + (plus) or (+) plus within an 0 pacelines. We also pointed the ironic fact that more winners came from (+) lines than pure PLUS lines because many PLUS horses were in decline while (+) contenders were ascending in form.

This time I'm going to try dissuading you from the notion that there is such a thing as a RIGHT or WRONG paceline. To begin with, 'right' and 'wrong' are terms for moral judgments. Predictive is the more accurate term. Furthermore, 'Predictive', relative to *today's* Match Up is even more correct. For example, if today's Match Up decrees that a wire-to-wire type runner is deemed preferable, would you use the pace line of a deep closer with *no Early Energy*, no matter how well it did in a "Sustained" or "Late" Match Up? Contrariwise would you look for a wire-to-wire type with a weak final fraction in a Match Up or bias situation that favored deep closers? I hope not.

Best of the last three (or four when circumstances dictate) at a comparable distance and surface (and to a lesser degree, class) is a satisfactory procedure for those unwilling to analyze the Match Up. A lot of people have benefited from this mechanical process in AODDS and from Follow Up articles. For many it has provided profits they could never experience from cognitive decisions. From others it has received criticism for *discouraging* personal cognition. (see letter from Patricia Dumond of Canada in Follow Up #58 Commentary).

In a later article I explore in more detail a FINAL contender elimination process by utilizing Pace Launcher's EARLY-LATE DIFFERENCE and BOTH/AND graphs. We'll show how they move the \$36.50 winner from a third to first ranking on Bottom Line/Betting Line.

## ***Contenders, Pacelines & The Match Up***

There are many good ol' hossy sayings around suggesting that the fastest horse always wins the race. Perhaps the most famous of these is "The race does not always go to the swift but that's sure the best way to bet them." (Damon Runyon)

Damon Runyon's paraphrase was preceded centuries ago by the Book of Ecclesiastes, IX, 11: "The Race is not to the swift, nor the battle to the Strong—" Henry Van Dyke penned a poem that began: "Not to the swift the race..." Despite these warnings, advocates of betting on horses with the fastest FINAL TIME have dominated horse racing maxims for decades. The long running Beyer era, climaxed by the use of his figures in the Racing Form, has done nothing to diminish the fastest-is-bestest theory. While horses with the fastest adjusted final time still win a fair share of the races, especially sprints, they are now paying increasingly lower mutuels. The truth is: The "fastest" horse is not necessarily the better wager. The horse crossing the finish line first is now, and has always been, the one to bet.

Our handicapping society has made Andy Beyer something of a god. Therefore I will not use my own words to dispute his concepts, but instead, hearken back to that quote from Ecclesiastes in the Bible. Biblical injunctions once carried even more weight than words from Damon Runyon or Andy Beyer.

The point is clear. Horses with the *fastest* times, final or fractional, are no longer winning at the same rate or with the same mutuels as they once did. From each day's Result Charts, especially at major tracks, we are seeing more and more low priced winning horses. But, we are also seeing from two to four LONG SHOTS winning on the same card. Advocates of "yesterday's" handicapping techniques, including our own Phase I and Phase III, are crying "foul," "fix" or "Boat Race!", etc., ad infinitum. These kinds of horses are simply "Not gettable," they say. I'm not just talking about the under-educated track mob; a lot of this kind of talk is coming from persons who are accepted as recognized experts in the field.

Several years ago I began dedicating most of my research and thought to "getting" these supposedly "UN-gettable" contenders. The solution began to appear, at first, partly by accident, then through intense experimentation. The accident part is attributable to Shane, who never fails to enter, from a reasonable line, a horse that did well regardless of its final time; neither did he fail to enter, at least for later inspection, any horse with a track adjusted speed rating of 80 or higher. When NO horse had as high as an 80, he used any horse within three of the mean speed rating of the four (and ties) TOP speed ratings in the race.

Many of his winning races call for the 2 adjust in KGEN, Synergetic Match Up

and Thoromation. In a recent "On Line With Shane" he explained how he handles the 1 or 2 adjust problem.

In Follow Up #58 we re-published a technique I suggested many years ago as applied recently by guest writer Dean Millward. Apparently some current Follow Up readers were not subscribing then or forgot about selecting contenders and pacelines that best fit today's Match Up. For those who focus solely on winners this is an easy task: Use horses with *good* lines that conform to TODAY'S Match Up. Those making exotic wagers need to go deeper. Use pacelines from top contenders with running patterns fitting the Early Match Up, along with those that might best overcome the TOP Rated Early horses and contenders those whose Energy distribution is closest to the 50% Early, 50% Late range.

Our most difficult task has been convincing clients of a number of vital factors, the first of which is:

There is NO SUCH THING AS A RIGHT OR WRONG PACE LINE.

Right and Wrong are moral judgments. Correct and Incorrect and, more specifically, PREDICTIVE and NON-Predictive, are the preferred terms. There are usually several lines in each horse's Past Performance Charts that are equally predictive. Unless one wagers to win only, these terms must also be applied to finding in-the-money finishers, not just winners!

Often the lines that best fit the Win pattern do not apply to Place or Show. This is why we see so many Win-Show Exacta tickets. Sometimes the Place horse will fit the win pattern, more often the SHOW horse is our 2nd most likely Win horse. Only rarely does one of the in-the-money finishers NOT come from Counter-Energy. By Counter-Energy I don't mean the horse that is most counter. I've always stressed that it should be a contender with at least a top 4 (and ties) collective ranking regardless of the computer program being used.

A lot of you can find winners without any Model/Profile. This is more true at major tracks where low priced favorites dominate the Winner's Circle. It seldom applies to winning long shots with running patterns more subtle than just dominating the obvious win readouts. Those who cry: "FRUSTRATION!" because they miss the higher paying horses are not fully utilizing the sensitive computerized tools we're offering. Here, once again, is where personal psychology rears its ominous head.

As a nation we are conditioned from birth to have a "Hertz" mentality. Fostered by TV programs and advertising in general: NUMBER ONE, FIRST, BEST, THE WHOLE WORLD LOVES A WINNER, etc. are the buzz words of our social programming. Most male "Horseplayers" take this programming with them to the race track. To them, Place or Show betting is for sissies; wagering on two contenders to win is "betting against yourself." Yet they'll squander their money on Exactas, Trifectas Daily Doubles, Pick 3, Pick 6 Pick 9 and will bet Entries: two or more horses to win with but with identical odds.

Female handicappers are less susceptible to such fallacies. Appropriate Exotic wagering is the way to overcome the multitude of low priced winners. In some of these races the Place and/or Show horse pay *more* than the winner. To "get" the higher paying winners one must utilize the enormous potential of the multiple readouts, including adjustment choices, in all of our programs. It is necessary to isolate the prime factors that produce long shots. Somewhat in jest, I have often said that a long shot is a favorite hardly anyone bets on.

While there's a modicum of truth in this, Long Shots AND Place/Show horses all come from six primary conditions:

- (1) Horses that run very well but with apparently SLOWER times.
- (2) Horses that APPEAR to be running badly, with respect to beaten lengths, but against extremely FAST pace times.
- (3) Horses that, by man-made criteria are outclassed, going UP in class or from LOWER class tracks.
- (4) Horses with LOW Total Line scores but have ONE or TWO high ranked readouts that isolate SPECIFIC WIN FACTORS the public ignores.
- (5) Horses coming off long layoffs with NO recency record and/or no PRINTED workouts.
- (6) Horses that win or place with absolutely nothing that can be logically detected even by our multiple computer readouts. These are far more rare than most experts are willing to admit.

When fully employed, all of our advanced programs can - and for those who go beyond the obvious - do a truly amazing job pinpointing horses from categories 1, 2, 3 & 4. #5 is difficult unless there is a similar layoff period in the horse's PP'S. Mark Cramer's Breeding and Kinky Angle concepts and Mile Helm's *EExploring Pedagree* may help with # 6. The problem I see from letters voicing your perspective, is when one of these concepts fails a couple of times, most of you abandon it. To be honest with you, I'm guilty of this, too. I figure that the gods will allow me only so high a win percentage and get angry if I exceed it. The Cramer's of this world are rare, indeed. He can sit on his hands all day without making a bet. He can, with equanimity, accept a lot of losses before one of his 'kinky' angels pays off big. I can't do that. Can you?

I received a letter recently from a client who has also written a number of handicapping article. He asserts:

"The one drawback in picking Long Shots and Exotic Contenders from Sartin Programs is that the user will have to adapt to a less stringent, wider range of contenders and Pace Lines. However, like any other computer program or Method of selection, if the sought after horses are NOT put into the computer, neither the longer priced winners nor the in-the-money horses will appear in the readouts...."

That's a kind of tongue in cheek answer to those who fail to enter into their

computers horses that pay off then wonder why "The Computer didn't 'get' them."

To them I say: No program is any better than the ability of the most inept to use it successfully. The latest jet aircraft won't take off without a pilot who knows how to fly. Realizing this we continue to stress: *Become familiar* with the power of all your readouts unless you're content with only low payoffs. I say this despite the number of letters I receive from Pace Launcher 3 users who tell me that they just download or enter pace lines as prescribed, then go immediately to "B" for BOTTOM LINE - BETTING LINE and wager on the appropriate Value contenders. This is an easy way to get winners, but for Exacta and Trifectas, we must be familiar with the specific readouts that point to Place and Show horses.

Other programs, especially Thoromation & Entropy, have produced readouts yielding results comparable to those in Pace Launcher 3. Yet, there are still some clients who won't believe what their readouts tell them. If a horse is not among the two or three favorites, they'll wager on one of the top public choices or pass the race. This is a tragedy. All our advanced programs are designed to get longer priced horses. To get the payoff one has to believe the readouts, accept the occasional anomaly and make the appropriate wagers.

### ***Looking for Failure - Finding Success***

This is what I did when doing the research for the this segment. I looked at several dozen races from a perspective of total ignorance. Not a difficult task for me. I shut out all right brain intuition and learned insights. I entered each paceline into the computer without thought and reviewed them from a purely mathematical, left brained frame of reference.

I was literally amazed at just how few options this left me for isolating the line or lines that were applicable and ultimately predictive. Then I tried to fill my mind with all the possible barriers clients might encounter in achieving the same result. It was difficult. It took a while and I had to work hard at it, but eventually I was able to cloud my mind with enough confusion to cause me to doubt my initial impression.

I was able to do this by looking at a horse's paceline as an entity in itself and not a part of the whole picture. For a Buddhist or a Gestaltist such an isolated focus is extremely difficult and severely regressive. It takes a lot of effort to fixate on a single tree and ignore the forest. Yet, that is exactly what persons who cannot isolate predictive pacelines are doing. As the Dahli Lama said in a recent PBS interview, this is the expected result of *negative focus*. It produces negative expectancy. In short, confusion about pacelines, or anything else, stems from viewing everything that can go WRONG as opposed to anticipating everything that can go RIGHT! The better terms would be correct and incorrect but they're not as poetic.

As an exercise, look at the paceline options of the horses below. First, concentrate on all the negative possibilities in using any given lines. Now, cleanse your mind and re-think your paceline selection from a positive mind-set:

Here is an example race as downloaded from AODDS. Whenever even remotely possible, I've used TWO lines for every horse. Thus, in a eight horse race, I've used a total of 14 lines.

AODDS 'GOLD' - Modular Version 5.01

7th bel June 19 8.5F 137500-Dun-8 1/2 FURLONGS DIRT thoroughbred open 3 year olds and up ALLOWANCE. Purse \$37500 ( 4:00 ) ( 8 )  
( Probable Pace: 22.1 45.1 116.2 )

Table for race 1 UNDENIED (11:1) Apr: 718-97. Includes columns for date, race type, horse name, age, sex, and performance data (times, splits, etc.).

Table for race 2 BEVIOUS COURSE (8:1) Apr: 2225-#1. Includes columns for date, race type, horse name, age, sex, and performance data.

Table for race 3 UNREAL TURN (8:1) Apr: 842-18. Includes columns for date, race type, horse name, age, sex, and performance data.

Table for race 4 CHURKA (2:1) Apr: 1225-93. Includes columns for date, race type, horse name, age, sex, and performance data.





WITH DISTANCES EQUALIZED:

PACELINE DATA														BEL	6.5 D		
#	NAME	L	DIST	S	1stC	2ndC	3rdC	FnlC	BL1	BL2	BLS	BLF	SR	TV	ADJ	N	T
1	UNDEN	1	6.5	D	22.0	45.4	110.3	116.4	4.00	0.50	0.50	1.50	89	9	-1.5		
2	UNDE	2	6.5	D	21.4	44.2	109.3	116.1	8.75	4.75	0.50	4.50	89	7	-1.5		
3	DEV	1	6.5	D	22.2	45.3	110.3	117.1	8.75	7.00	3.00	2.00	87	21	3.5		
4	UNREA	1	6.5	D	22.0	45.0	111.1	115.2	1.50	1.00	1.50	1.25	97	12	-2.0		1
5	UNRL	3	6.5	D	23.2	45.3	110.0	116.0	0.15	0.15	0.00	3.50	91	17	0.5		
6	CHURK	1	6.5	D	22.0	45.0	111.1	115.2	5.00	2.50	2.00	1.25	97	12	-1.0		1
7	CHUR	2	6.5	D	22.3	45.1	109.0	114.2	3.50	2.50	4.00	7.50	95	4	-5.0		
8	CLERx	1	6.5	D	22.3	45.2	109.1	116.3	2.25	0.75	0.25	0.00	92	21	1.5		
9	PAC F	2	6.5	D	22.3	45.4	111.0	117.4	4.25	3.50	2.50	3.75	82	12	1.0		
10	PACF	3	6.5	D	22.0	44.2	109.1	115.2	7.00	6.00	0.50	2.25	96	11	0.5		
11	ELAJJ	1	6.5	D	21.3	44.3	109.1	115.2	4.50	3.50	1.50	0.00	98	4	-5.0		
12	BLISS	1	6.5	D	21.4	44.3	109.0	115.2	6.00	4.00	6.00	12.75	85	7	-4.5		
13	BLS	4	6.5	D	22.3	45.2	110.3	117.2	1.00	0.00	0.00	-0.00	88	17	3.5		
14	ELAJ	2	6.5	D	21.4	44.1	108.2	114.3	8.50	9.00	9.00	9.00	93	4	-7.0		

First I note from the paceline readouts that CHURK and UNREAL ran in a Tandem LAST OUT. The Tandem race winner is NOT in this race. CHURK finished second by 1.75 lengths. UNREAL finished third only ONE LENGTH behind CHURK. Yet CHURK is the Morning Line Favorite and UNREAL is listed at 12 to 1. Closing odds were CHURK 1.2-1, UNREAL 13.90=1. Sadly, a lot of clients do NOT note Tandem Races. Pace Launcher 3 REQUIRES that you note Tandem Races. When horses finish only one length apart, it is highly profitable to note such an odds disparity.

The next step is to go directly to Bottom Line-Betting Lines and review both the RAW and the ADJUSTED ratings.

BOTTOM LINE -- BETTING LINE				WIN ODDS ONLY	ADJUSTED		
RAW				ADJUSTED			
	BOTTOM LINE	BETTING LINE		BOTTOM LINE	BETTING LINE		
	LS	ODDS		LS	ODDS		
1	ELAJJ	18.0	EVEN	1	PACF	21.0	EVEN
2	CHURK	13.0	3-1	2	CHURK	15.0	2-1
3	UNREA	12.5	7-2	3	UNREA	10.5	9-2
4	PACF	10.5	9-2	4	CLERx	9.0	5-1
5	CHUR	9.0	5-1	5	BLS	8.5	6-1
6	UNDE	5.5	9-1	6	DEV	8.0	6-1
7	UNRL	3.0	12-1	7	ELAJJ	5.0	9-1
7	BLISS	3.0	12-1	7	UNRL	5.0	9-1
8	ELAJ	2.0	15-1	8	UNDE	4.5	10-1
9	BLS	1.0	20-1	9	UNDEN	2.0	15-1
9	CLERx	1.0	20-1	9	CHUR	2.0	15-1
10	PAC F	0.0	20-1	10	BLISS	0.0	20-1
10	DEV	0.0	20-1	10	PAC F	0.0	20-1
10	UNDEN	0.0	20-1	10	ELAJ	0.0	20-1

Here we're looking for deviations. Not to immediately eliminate any line but to check for variances that might make us carefully review a line. We see ELAJJ on top RAW. Yet both of its lines on ADJUSTED are below our top five criteria. With only eight horses in the race I think analyzing five contenders is quite enough. With ELAJJ'S lines rating 7th and last we should study this horse carefully. It has always run well but never on a daily variant of higher than 12. We can't throw it out, yet we should not use its RAW speed. Let's see how it withstands the adjustment when we get the race down to five contenders.

PACIFIC FLEET is our next cause to pause. Raw, its best line ranks fourth, adjusted that line ranks first. But, its other line ranks at the bottom on both raw and adjusted. Reviewing its entire Past Performance we see it had ONE stellar race on April 3, two and a half months ago at just a slightly lower level. All of its other races are mediocre. When a horse's best two lines rank this far apart, I get suspicious. We don't have to throw it out; just be wary.

There is no question about either line for DEV or UNDE. CLERx ranks in the top 5 adjusted. Note the x: that stands for a Sprint line EXTRACTED from a Route. We look now at the composite readouts for CLERx and all the other remaining contenders.

Pace Launcher III Composite

BEL

#	NAME	L	N	T	EPR	LPR	CPR	TT	HID	FW	FX	LS	RANK
1	UNDE	1			9	9	10	10	10	9	3	60	10
2	UNDE	2			4	11	10	1	8	6	7	47	9
3	DEV	1			12	2	9	4	2	8	4	41	7
4	UNREA	1	1		3	5	3	9	7	2	1	30	4
5	UNRL	3			5	8	6	2	4	4	8	37	5
6	CHURK	1	1		8	1	2	5	3	2	1	20	2
7	CHUR	2			10	4	8	8	6	7	4	47	8
8	CLERx	1			2	7	4	3	5	3	4	28	3
9	PAC F	2			11	12	12	6	11	10	9	71	12
10	PACF	3			4	1	1	2	1	1	2	12	1
11	ELAJJ	1			7	3	5	12	8	5	2	42	6
12	BLISS	1			8	13	13	7	12	11	8	72	13
13	BLS	4			1	10	7	2	8	3	5	36	5
14	ELAJ	2			13	6	11	11	9	10	6	66	11

CLERx is strictly early with NO LATE (7th). Extracted horses should show a strong Sustained pace. CPR is the equivalent of SP. This horse does not belong in a sprint. ELAJ doesn't appear as strong as its speed rating indicates: highest ranking is a 3, Turn Time. We see confirmation of the fact that ELAJJ an PACIFIC each qualify on only ONE line. To make things more clear, hide all lines for DEV and UNDE and the NON-qualifying lines ELAJ and PAC F. Here's what we see:

Pace Launcher III Composite

BEL

#	NAME	L	N	T	EPR	LPR	CPR	TT	HID	FW	FX	LS	RANK
1	OUT	1			9	9	10	10	10	9	3	60	10
2	OUT	2			4	11	10	1	8	6	7	47	9
3	OUT	1			12	2	9	4	2	8	4	41	7
4	UNREA	1	1		3	5	3	9	7	2	1	30	4
5	UNRL	3			5	8	6	2	4	4	8	37	5
6	CHURK	1	1		6	1	2	5	3	2	1	20	2
7	CHUR	2			10	4	8	8	6	7	4	47	8
8	OUT	1			2	7	4	3	5	3	4	28	3
9	OUT	2			11	12	12	6	11	10	9	71	12
10	PACF	3			4	1	1	2	1	1	2	12	1
11	ELAJJ	1			7	3	5	12	8	5	2	42	6
12	OUT	1			8	13	13	7	12	11	8	72	13
13	BLS	4			1	10	7	2	8	3	5	36	5
14	OUT	2			13	6	11	11	9	10	6	66	11

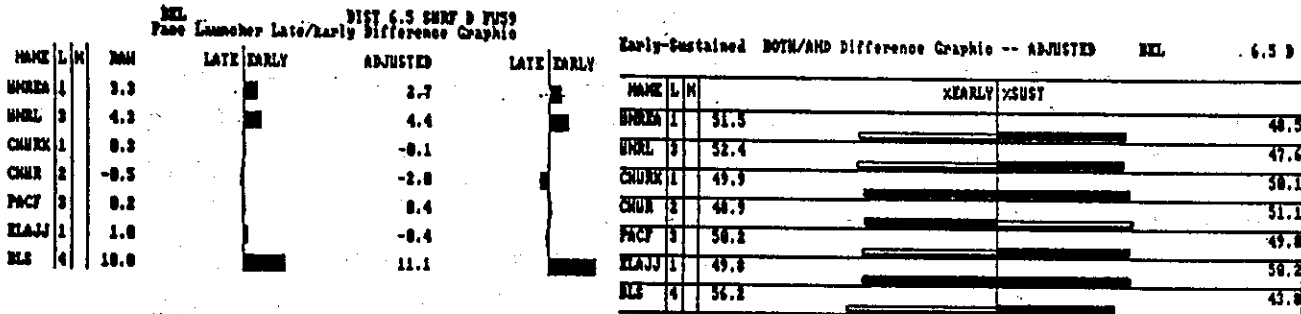
Since CHURK and UNREA initially qualified on both entered lines we can now keep only their most recent lines and eliminate the others. Those who hold any doubt about this decision need to practice more before ever making a wager. Most of you reading this do not handicap New York tracks. You have no way of knowing that empirically virtually all winners and in-the-money horses come from adjusted readouts. You also have no way of knowing that during this time period both the Win and Place horses were coming from the same Early-Late parameters and the Show horse was running counter. Therefore, to make this exercise generic and because this is not a trifecta race, we'll hide BLS, the horse that ultimately showed.

Pace Launcher III Composite

BEL

#	NAME	L	N	T	EPR	LPR	CPR	TT	HID	FW	FX	LS	RANK
1	UNREA	1		1	1	4	2	4	4	2	2	19	3
2	CHURK	1		1	3	2	2	2	2	3	3	17	2
3	PACF	3			4	3	3	1	1	4	4	20	4
4	ELAJJ	1			2	1	1	3	3	1	1	12	1

We're left with a rare circumstance. Neither the E-L DIFF nor the BOTH/AND graphs help us eliminate the remaining qualifiers. All four fit the Win-Place parameters. Usually these graphs help to eliminate a horse or two but not this time:



We're left with this **BOTTOM LINE BETTING LINE**

BOTTOM LINE -- BETTING LINE

WIN ODDS ONLY

BEL

		RAW			ADJUSTED		
		BOTTOM LINE	BETTING LINE		BOTTOM LINE	BETTING LINE	
1	ELAJJ	21.0	EVEN	1	PACF	23.5	EVEN
2	CHURK	18.0	EVEN	2	CHURK	21.0	EVEN
3	UNREA	15.5	2-1	3	UNREA	18.0	EVEN
4	PACF	14.0	2-1	4	ELAJJ	12.0	7-2

Those who had no doubts about PACF will bet it. Their Exacta will be PACF, CHURK and UNREA. Anyone who has digested my writings, beginning with the Basic Manual, will bet UNREAL across the board as well as in the Exacta. Those who believe RAW fastest is bestest will include ELAJJ. Now, to field any questions by

those who do not apply the Tandem Concept, here is how Bottom Line-Betting Line looks when you enter UNREA'S pace lines with its full beaten Lengths:

BOTTOM LINE -- BETTING LINE		WIN ODDS ONLY		BEL			
		RAW		ADJUSTED			
	BOTTOM LINE	BETTING LINE		BOTTOM LINE	BETTING LINE		
	LS	ODDS		LS	ODDS		
1	ELAJJ	21.0	EVEN	1	PACF	23.5	EVEN
2	CHURK	18.0	EVEN	2	CHURK	21.0	EVEN
3	PACF	14.0	2-1	3	UNREA	16.0	2-1
4	UNREA	13.5	3-1	4	ELAJJ	12.0	7-2

It's still a part of your Exacta box and an across the board wager.

Most of you don't need to go through this kind of laborious exercise. It is designed to help those who *still cannot* make profitable paceline decisions. For those with few problems only a greatly abbreviated version will be helpful. Those who still cannot pick pacelines and complain that they lose even when using the \* lines in AODDS or best of the last three with my qualifications, should do the exercise until its lessons come automatically.

Sadly, most will say it's too much work! Well, I can only say that Jim "The Hat" and a number of other winners, including myself, went through a similar exercise over a period of hundreds of races, before we were able to master the art and science of paceline selection automatically. Those who want the gain without the pain and yet complain...(poem) that they're losing money because of poor paceline selection despite my semi-automatic procedure and those in AODDS, should either practice with this kind of an exercise or quit wasting their money. All of our advanced (post-Phase I and III) programs will get the kind of long shots produced by this race if they enter appropriate pace lines.

The ball is in your court.



# Q & A WITH THE DOC

**Q:** Today's race is 6 furlongs. In the horse's last two races it has a 6 furlong line with an 81 speed rating and a 6.5 furlong race with an 89. Which do I use???

**A:** Look through the horse's ENTIRE PAST PERFORMANCES as seen. Do his sprints conform BEST to the 81 or the 89?? If 89 is its Best performance EVER, be skeptical, especially if it went wire to wire or led from the 2nd call on.

**Q:** How do I spot the "IMPROVING HORSE?"

**A:** By consistent application of the + (Plus) 0 and (+) plus within an 0 procedure to EVERY paceline in a contender's past performances.

**Q:** Today's race is 9 furlongs. Two of the horses in the race come from a 9 furlong line, the others from shorter routes. When I equalize distances in Pace Launcher 3 the internal fractions of the 9 furlong horses are altered. Is this a glitch?

**A:** No! In a 9 furlong pace line the GAP between the half and three quarter mile time is slower than in shorter routes. Even par time charts detect this anomaly. Thus when a horse coming from a 9 furlong race runs in a shorter route, it will run a faster GAP. The program is designed to handle this so that 9 furlong runners going shorter are NOT penalized in their "Turn Time" readout.

**LOOK:** How many questions do you find answered through a careful examination of this ONE past performance chart?

**Have Fun**

Own: Gann Edmund A

DOUGLAS R R (89 7 10 7 .10)

\$25,000

B. h. 6

Sire: Topslider (Northern Dancer)

Dam: Arewehazingfuyet (Sham)

Br: Judgmento Farms Inc (Ky)

Tr: Frankel Robert (28 5 6 4 .18)

Lifetime Record: 27 - 8 4 1 \$230,753

1995	5	0	1	1	\$14,112	Turf	13	5	3	0	\$101,537
1994	4	2	0	0	\$79,725	Wet	2	0	0	0	\$5,616
Dmr	1	0	1	0	\$4,800	Dist	8	0	0	0	\$8,391

L 117

6 Aug 95-4Dmr	fst	1 1/4	:22 1/2	:45 1/2	1:10 1/2	1:42 3/4	C1m 20000
14 Jly 95-8Hol	fm	1 1/4	⊕ :47 1/2	1:11 1/2	1:35 1/2	2:00 1/4	C1m 45000
14 May 95-5Hol	fst	1 1/4	:23	:46 1/2	1:10 1/2	1:42	C1m 32000
28 Apr 95-3Hol	fst	1 1/4	:46 1/2	1:10 1/2	1:36	1:48 1/4	C1m 40000
8 Apr 95-9SA	fst	1	:22 1/2	:45 1/2	1:10 1/2	1:35 1/2	C1m 62500
1 May 94-7GG	fst	1 1/4	:23 1/2	:46 1/2	1:10 1/2	1:43 3/4	Kensington H80k
13 Mar 94-8FG	fst	1 1/4	:46 1/2	1:11	1:36 1/2	1:49 1/4	New Orlns H-G3
13 Feb 94-8SA	fst	1 1/4	:46 1/2	1:10 1/2	1:35	1:47 1/2	S Antonio H-G2
29 Jan 94-7SA	fst	1 1/4	:23 1/2	:46 1/2	1:10 1/2	1:40 1/4	Alw 60000N\$my
30 Dec 93-8SA	fm	1	⊕ :23 1/2	:47 1/2	1:11 1/2	1:35 1/2	Alw 55000N\$my

87	6	4	3 1/2	22	1 1/2	2 1/2	Flores DR	LB 117	4.20	87-12	Layton Hill 117 1/2	Have Fun 117 1/2	Gavel Gate 117 1/2	Overtaken late
83	5	1	1 1/2	1st	4 1/2	5 1/2	Flores DR	LB 114 b	4.20	77-16	Hode 111 1/2	Seti I 116 1/2	Claybank 116 1/2	Pace, weakened
88	6	5	5 1/2	42	3 1/2	3 1/2	Nakatani CS	LB 116 b	*2.30	87-08	Ackler 117 1/2	Prospector's Ghost 116 1/2	Have Fun 116 1/2	Mild late bid
86	3	3	2 1/2	2nd	32	44	Nakatani CS	LB 116	*1.90	85-17	Dr Pain 116 1/2	Crackerjax Max 116 1/2	Lovely One 116 1/2	Bid, weakened
87	6	8	9 1/2	77	5 1/2	5 1/2	Nakatani CS	LB 116	2.60	85-07	Straight To Bed 116 1/2	Yappy 117 1/2	Sahara King 116 1/2	Off bit slow
102	2	3	4 1/2	2 1/2	1 1/2	1 1/2	Lopez A D	LB 115	3.40	82-23	Have Fun 115 1/2	Icy Kevin 119 1/2	Zaahj 116 1/2	Closed gamely
93	6	4	3 1/2	32	54	79	Nakatani CS	L 115	4.20	91-13	Brother Brown 118 1/2	Far Out Wadleigh 112 1/2	Equalsmcsquared 116 1/2	Tired 10
83	1	4	5 1/2	8 1/2	9 1/2	9 1/2	Day P	LB 115	4.90	77-14	The Wicked North 116 1/2	Hill Pass 116 1/2	Region 117 1/2	Used up early
108	3	2	2 1/2	22	12	13	Nakatani CS	LB 119	3.50	91-13	Have Fun 119 1/2	Slerp 12 1/2	Dare To Duel 120 1/2	Ridden out
101	1	1	1st	1 1/2	1 1/2	1 1/2	Desormeaux K J	LB 116	6.80	89-15	Have Fun 116 1/2	Myrakalu 117 1/2	Gothland 116 1/2	Inside duet

WORKOUTS: Aug 22 Dmr 4f fst :49 1/4 H 30/29 Aug 16 Dmr 4f fst :44 1/4 H 27/67 Aug 3 Dmr 4f fst :46 1/4 H 15/44 Jly 28 Dmr 4f fst :49 1/4 H 20/54 Jly 4 Hol 6f fst 1:14 1/4 H 9/14 Jun 28 Hol 5f fst 1:02 3/4 H 20/28

In addition to the more obvious features we use: Speed Rating, variant, Beyer figures or BRIS ratings for downloaders, the earnings box, fractions, lengths beaten or gained, final time, jockey and trainer history, and what else can we glean from this box? (1) Average 2nd call run or overcome by distance when doing well; when doing poorly.

(2) Average final fraction by distance when running well and when running poorly.

(3) Running style by Energy/Velocity.

(4) Running style gauged by preferred positioning when performing WELL and when performing POORLY.

(5) Activity, or lack thereof in the stretch.

(6) Form Cycle. Races between poor and acceptable performance.

(7) Generalized Class Levels for poor and good performances.

(8) Average Closing odds by class level.

(9) Level of performance, by fraction, of horses that BEAT and were beaten BY this horse.

(10) Trainer regard for horse as seen through choice of jockey.

(11) Trouble line tendencies.

(12) Tendencies perceived from reading comment line.

(13) Odds, last race.

(14) Odds when doing well and poorly.

That's only fourteen. I'm sure you can add a dozen more. The question is: How does such information affect your proficiency. Some will gain from utilizing a few or all of the factors recorded. Others will be harmed. Proponents of the need for mass data fail to take into consideration the fact that there are vast differences between the cognitive perceptions of individuals; that one person's meat may be another's poison.

For some, *more* information is beneficial; for others *less* provides better results. For this reason I warn you against trying to incorporate into your handicapping things that some well meaning expert says he/she does or does not do - unless you're able to work out some deal where that person makes your bets for you.

Handicapping guidelines or "rules" are like a restaurant menu: everything on it is edible but only you can decide what's good for you!



Doc Sartin...

## ***Curing the Hertz Complex***

Paraphrasing John Greenleaf Whittier's poem about the saddest words of tongue or pen being "it might have been.."

"Of all the sad tales of the handicapping race, the saddest are these: my winner came in to place..."

Extending it farther, we could add: "In betting trifectas the saddest thing I know is failing to find the horse that will show."

Handicapping literature reveals very little about the advantages of isolating Place and Show horses. We read a lot about why we SHOULD NOT bet Place and Show and why to NOT box three horses for an Exacta and four for a trifecta because we're wasting so many bets when doing so. Unfortunately authors who have gained a big following in offering such advice, never reveal their precise exotic proficiency. They just regale us with mathematical reasons for NOT boxing or not betting long priced horses to Place and Show. One such author even refers to those of us who do as, "Living Brain Donors.."

I think perhaps that phrase applies more to people following their advice whose Exacta picks finish first and third. Jim "The Hat" found a cure for his Hertz Complex. He selects the Win and Show horse and Mrs. B finds the Place horse and bets the exotics. That 1996 Caddy in their garage should have a diagram map showing the part of it that came from Le Roi's contributions.

Nothing is so heartening as perusing the Internet and Bloodstock Forum lines and reading messages from non-winners who are so prone to give advice on how "They Do It"; fail to win, that is.

There was hardly a reference to the Psychology of Winning at our last three seminars, including the last one in Albany where we analyzed the Saratoga races. I avoided the subject to see what the other teachers would do. With the exception of Tom Ainslie's keynote speech, there was no reference whatsoever. That's not a criticism. Winners are reluctant to attribute their success to anything else beyond their own personal skills. Winning has given them a persona strong enough to disdain anything beyond the realm of their own ego.

This is as it should be for winners, unless they feel some responsibility for helping others to gain such an ego for themselves. The evolutionary process of going from nada to winning consistently, seems to demand forsaking concern for the psychological problems of others, focusing solely on self with an attitude of "I managed to do it, why can't you?" In short they teach from a position of strength that cannot admit weakness. If they did it would hurt them.

Denial is frowned upon when manifested by those suffering from a negative addiction like alcohol or narcotics. Yet, when someone becomes addicted to



something *positive* like winning, denial, to most, seems essential. Who is to say that this, "learn to fly on your own, I did," attitude is not the proper one? Over the past two years, most seminar attendees are themselves in complete denial of the fact that they have any psychological problems. It seems to be a cyclic phenomenon that has gone from an era of would-be handicappers accepting the fact that winning is 80% Inspiration and 20% Information back to the current notion that it's all Information. That idea is highly commercial. It sells! Curing psychological problems does not; except to those who are not in denial.

Fortunately when we go to Vegas, October 18-19 and 20, at the Riviera Hotel, we'll feature some teachers who will admit to having had some psychological problems and revealing how to overcome them. If you are winning consistently with information alone, you can eschew their lectures and go to the Riviera Racebook to make your living. I only hope that if you take this option, you're not in denial!

At the Albany/Saratoga Seminar I presided over the analysis of the day's races at Saratoga. I was well assisted by 'The Hat' and Glen Connolly, both of whom suggested strongly that I should so preside since it was called the Sartin Methodology. As in Baltimore, we did things a bit differently than at past seminars. Before looking at the days events we analyzed the Result Profile from the preceding two days. We established that the majority of winners were Early Pressers with emphasis on early. Only then did we select the contenders who best fit the profile, along with the counter-energy standouts.

This process paid dividends at the windows. The feature race that day was the JIM DANDY Stakes. Neither "Hat," Glen nor I would take a stand against LOUIS QUATORZE winning the race. So, I concentrated on leading the group quest for the in-the-money finishers. This was never done explicitly in previous seminars. Few ever minded since they fell under the spell of the Hertz Complex. It was evident when I began looking for the potential in-the-money horses that the attendees were not inclined to go Avis. When, fortified by "Hat" and Glen, I pointed out the possible Place and Show contenders, the audience evaluated them on their Win potential only. Two astute handicappers, Norm Klein and Dr. Robert Gladsden, made a big case for WILL'S WAY to win. I kept saying, put it in your exacta and/or trifecta. To their credit, it almost won, giving LOUIS Q a good challenge. I only hope they didn't bet it to WIN only. The other horses I felt had a good in-the-money potential was the entry of Secreto De' Estado and Prince Heaven. The entry factor being my reason for spending so much time on their potential in a trifecta. The PP'S indicated a circumstance where one half of the entry would be sent out to play the role of "rabbit" trying to neutralize LOUIS Q'S Early Pace. This seemed the only purpose of making an entry in a race requiring a total entry fee of \$1,650 per horse.

As it turned out SECRETO altered its previous lackluster running style, moved early and came in THIRD at forty + to one. The attached Standard Extension Table, upgraded for the 90's, shows the true Place and Show payoffs for the winner and Place horse. The 40-1 Show horse did not produce the projected Show mutuel because it was a Stakes Race at a tourist track with two other champions in the race, Editor' Note and Prince of Thieves, who along with LOUIS Q, attracted a lot of money in the Show pool.

8

Saratoga

1 1/4 MILES. (1:47) 33rd Running of THE JIM DANDY. Purse \$150,000 Guaranteed (plus up to \$21,100)



Coupled - Secreto de Estado and Prince Heaven

Will's Way

Ow: Clinton Williams Jr & Ruffalo Stable

CHAVEZ JF (25 3 5 2 .12) 1996:(86 153 .17)

22Apr96-78el fsl 1 :22 :45 1:02 1:34 Alw 5400Nc
5Apr96-94Hl fsl 1 1/2 :47 :1:02 1:36 1:41 Flamingo-G3
8Mar96-9GP fsl 1 1/2 :23 :47 1:12 1:43 Alw 3000Nix

Outside final turn, six wide top str, ridden out
10Feb96-4GP fsl 7 1/2 :21 :45 1:02 1:33 Md Sp Wt
Hit gate, bumped start, steadied on turn, driving, inside

WORKOUTS: Jly 30 Sar 5f fsl 1:02 H 1/2 Jly 25 Sar 1f fsl 1:42 B 1/2 Jly 19 Sar 1f fsl 1:29 B 2/2 Jly 12 Bel 5f fsl 1:01 B 1/2 1/2 Jun 19 Bel 4f fsl :48 B 1/2 1/2 Jun 13 Bel 7f fsl 1:27 B 1/2 1/2

B. c. 3 (Apr)
Sire: Easy Gear (Alydar)
Dam: William (Tenham)
Br: Rutinick Robert (Ky)
Tr: Bond Harold James (2 0 1 0 .80) 1996:(86 20 23) 114

Table with columns for Lifetime Record (4 3 0 1 \$85,000) and race results for 1996, 1995, and Sar.

Secreto de Estado

Ow: Paris Robert

CORDOVA D W (13 0 2 2 .80) 1996:(463 47 .10)

16May96-10PM fsl 1 1/2 :46 1:04 1:34 1:53 Preakness-G1
Stumbled badly start, never close
13Apr96-34qu fsl 1 1/2 :47 1:11 1:36 1:49 Wood Mem-G2
7Apr96-74qu fsl 1 1/2 :24 :41 1:04 1:35 Alw 3120N5Y

Previously trained by Carlos Salazar
28Sep96 Remon (Pan) my 5f LH 1:07 2:1 Especial Importado Alw 3500
2Apr96 Remon (Pan) fsl 5f LH 1:00 2:1 Maiden Race Maiden 4000

WORKOUTS: Jly 29 Sar 6f fsl 1:15 H 4/4 Jly 19 Sar 6f fsl 1:42 H 1/2 Jly 7 Bel 4f fsl :48 B 1/2 1/2 Jun 2 Bel 5f fsl 1:04 B 2/2 7/7 6 May 12 Bel 4f fsl :47 H 1/2 1/2 May 6 Bel 7f fsl 1:27 H 1/2 1/2

B. c. 3 (Feb)
Sire: General Assembly (Secretariat)
Dam: Marchpane (Go Marching)
Br: Meegan's Ford Farm (Va)
Tr: Caltas Alfredo (3 1 1 1 .13) 1996:(96 10 .16) 114

Table with columns for Lifetime Record (8 2 0 1 \$38,505) and race results for 1996, 1995, and Sar.

Maria's Mon

Ow: Pin Oak Stbl & Rosenthal Mrs Morton

DAVIS R G (35 2 3 2 .80) 1996:(878 112 .13)

17Jly96-78el fsl 6 1/2 :23 :45 1:04 1:36 3:1 Alw 4400C
Traffic 2 1/2 mi, mildly rally
7Oct96-30el wf 1 1/2 :23 :45 1:04 1:42 Champagne-G1
16Sep96-58el fsl 1 :24 :45 1:04 1:35 Futurity-G1
27Aug96-85ar fsl 7 1/2 :23 :45 1:04 1:33 Hopeful-G1

WORKOUTS: Jly 5 Bel 5f fsl 1:00 H 2/2 Jly 1 Bel 5f fsl 1:00 H 2/2 2/2 Jun 12 Bel 5f fsl :59 H 1/2 1/2 Jun 5 Bel 1f fsl 1:04 B 1/2 1/2 May 30 Bel 4f fsl :48 B 1/2 1/2

B. c. 3 (Apr)
Sire: Warning Monarch (Majestic Light)
Dam: Carlotta Maria (Cave)
Br: Rosenthal Morton W (Ky)
Tr: Schesberg Richard (2 0 1 0 .80) 1996:(110 23 .18) 119

Table with columns for Lifetime Record (6 4 1 1 \$507,140) and race results for 1996, 1995, and Sar.

Natural Selection

Ow: Buckram Oak Farm

KRONE JA (27 1 3 5 .80) 1996:(866 100 .16)

13Jun96-30el fsl 1 1/2 :44 1:04 1:36 1:54 Belmont-G1
11May96-75el fsl 1 1/2 :47 1:11 1:36 1:48 11Derby-G2
11May96-75el fsl 1 1/2 :23 :44 1:04 1:34 TampaBay 150k

WORKOUTS: Jly 29 Sar 6f fsl 1:07 H 2/2 7/7 6 Jly 23 Sar 6f fsl 1:04 H 1/2 6/6 Jly 17 Bel 5f fsl 1:01 B 1/2 1/2 1/2 Jly 11 Bel 6f fsl 1:14 H 1/2 1/2 Jly 4 Bel 1f fsl 1:03 B 6/6 Jun 28 Bel 1f fsl :53 B 1/2 1/2 1/2

B. c. 3 (Feb)
Sire: Slew City Slew (Seattle Slew)
Dam: Missadon (Matadon)
Br: Mulholland Bros (Ky)
Tr: Moubarak Mohammed (5 1 0 2 .28) 1996:(101 12 .12) 121

Table with columns for Lifetime Record (9 2 2 3 \$342,640) and race results for 1996, 1995, and Sar.

Editor's Note

Ow: Overbrook Farm

DOUGLAS R R (-) 1996:(834 106 .13)

1Jun96-30el fsl 1 1/2 :44 1:04 1:36 1:54 Belmont-G1
10May96-10PM fsl 1 1/2 :46 1:04 1:34 1:53 Preakness-G1
Slow start, rallied inside, hung
4May96-8GD fsl 1 1/2 :46 1:04 1:35 2:01 Ky Derby-G1
Slow start, 3-wide stretch
13Apr96-9Kee wf 1 1/2 :44 1:04 1:34 1:47 Blue Grass-G2
Four wide, improved position
16Mar96-10GP fsl 1 1/2 :47 1:04 1:34 1:47 Fla Derby-G1
Eight wide top stretch, rallied
24Feb96-10GP fsl 1 1/2 :24 :47 1:11 1:43 FtnnOfYouth-G2
20Jan96-10GP fsl 1 1/2 :23 :47 1:11 1:43 Holy Bull-G2
Six path, seven wide top str, second best
25Nov96-10GD fsl 1 1/2 :24 :47 1:12 1:44 Ky JockeyClub-G3
20Oct96-10el my 1 1/2 :23 :45 1:04 1:41 B C Juv-G1
Lacked room start, late gain
30Oct96-35A fsl 1 1/2 :23 :47 1:12 1:43 Norfolk-G2
Off step slow, 4 wide middle move, outfinished

WORKOUTS: 6 Jly 31 Sar 6f fsl :48 B 1/2 1/2 1/2 Jly 22 Sar 1f fsl 1:14 B 1/2 1/2 1/2 6 Jly 15 CD 8f my 1:47 B 1/2 1/2 1/2 Jly 8 CD 5f fsl 1:01 B 5/2 1/2 Jly 2 CD 5f fsl 1:01 B 6/6 6/6 Jun 3 CD 5f fsl 1:02 B 4/6 4/6

B. c. 3 (Apr)
Sire: Forty Niner (Mr. Prospector)
Dam: Beware of the Cat (Caveat)
Br: Fawn Leap Farm Inc (Ky)
Tr: Lukas O Wayne (11 3 2 2 .27) 1996:(843 107 .18) 124

Table with columns for Lifetime Record (17 4 4 3 \$963,294) and race results for 1996, 1995, and Sar.

Storm Creek

Ow: Carey Thomas M

VELAZQUEZ J R (20 4 5 0 .80) 1996:(889 135 .17)

23Jun96-10T6n fsl 1 1/2 :46 1:04 1:35 1:47 Ohio Derby-G2
25May96-3AP sly 1 :21 :45 1:12 1:38 Sheridan-G3
27Apr96-9CD fsl 1 :21 :46 1:11 1:36 Derby Trial-G3
Leaned in, bumped 1/8 pole, mild gain
13Apr96-40P fsl 1 1/2 :22 :47 1:12 1:43 PromisedCity 40k
Saved ground, swung out 1/4, would not go by
28Mar96-30P gd 5f :24 :45 :58 1:13 Alw 2500N2x
2Mar96-5RP fsl 1 1/2 :23 :46 1:11 1:43 Great West 100k
14Feb96-30P fsl 1 :21 :47 1:12 1:38 Alw 3000N2x

WORKOUTS: Jly 29 Sar 6f fsl 1:07 H 2/2 7/7 6 Jly 23 Sar 6f fsl 1:04 H 1/2 6/6 Jly 17 Bel 5f fsl 1:01 B 1/2 1/2 1/2 Jly 11 Bel 6f fsl 1:14 H 1/2 1/2 1/2 Jly 4 Bel 1f fsl 1:03 B 6/6 Jun 28 Bel 1f fsl :53 B 1/2 1/2 1/2

B. c. 3 (May)
Sire: Storm Cat (Storm Bird)
Dam: Shawnee Creek (Mr. Prospector)
Br: Humphrey B Watts Jr & Dodman & Dodman (Ky)
Tr: Vostal Peter M (3 0 0 1 .00) 1996:(136 26 .17) 119

Table with columns for Lifetime Record (13 4 2 3 \$183,887) and race results for 1996, 1995, and Sar.

Louis Quatorze

Ow: Coedre & Cornocchia & Hofmann



B. c. 3 (Mar)
Sire: Sovereign Dancer (Northern Dancer)
Dam: On to Royalty (On to Glory)

Lifetime Record: 11 4 3 0 \$792,900

DAY P (45 6 4 5 .13) 1996:(228 189 28)

Table of race results for Louis Quatorze, including dates, track, and performance notes.

Table of race results for Louis Quatorze, including dates, track, and performance notes.

Table of race results for Louis Quatorze, including dates, track, and performance notes.

WORKOUTS: Jly 29 Sar 5 ft 1:00 B 2/4 Jly 10 Bel 5 ft :59 H 2/7 Jun 28 Bel 5 ft 1:03 B 4/25 Jun 22 Bel 5 ft 1:03 B 1/25 Jun 3 Bel 5 ft :58 H 4/29 May 27 Bel 5 ft 1:04 B 1/27

Prince Heaven

Ow: Perez Robert

B. c. 3 (Feb)
Sire: Proper Reality (In Reality)
Dam: Crooning Wind (Dart's Bag)

Lifetime Record: 6 4 1 1 \$86,720

VELASQUEZ C (28 1 1 1 1) 1996:(24 25 .11)

Table of race results for Prince Heaven, including dates, track, and performance notes.

Table of race results for Prince Heaven, including dates, track, and performance notes.

Table of race results for Prince Heaven, including dates, track, and performance notes.

WORKOUTS: Jly 29 Sar 4 ft 1:15 B 4/0 Jly 23 Sar 4 ft :48 H 2/20

Prince of Thieves

Ow: Brian Charles & Mitchell Peter



B. c. 3 (Apr)
Sire: Nansel (Woodman)
Dam: Fall Aspen (Pretense)

Lifetime Record: 10 2 2 1 \$363,974

SMITH M E (4 11 8 5 25) 1996:(128 159 .19)

Table of race results for Prince of Thieves, including dates, track, and performance notes.

Table of race results for Prince of Thieves, including dates, track, and performance notes.

Table of race results for Prince of Thieves, including dates, track, and performance notes.

WORKOUTS: Jly 30 Sar 4 ft :48 B 1/28 Jly 15 Sar 5 ft 1:00 H 3/22 Jly 8 Sar 5 ft 1:13 H 1/4 Jly 1 Sar 5 ft 1:01 H 2/23 Jun 3 CD 5 ft 1:02 B 4/16 May 28 CD 5 ft :42 B 1/27

EIGHTH RACE
Saratoga
AUGUST 4, 1996

1 1/4 MILES. (147) 33rd Running of THE JIM DANDY. Purse \$150,000 Guaranteed (plus up to \$21,180 NYSBFOA). Grade II, 3-year-olds. By subscription of \$150 each which should accompany the nomination...

Value of Race: \$150,000 Winner \$30,000; second \$30,000; third \$16,500; fourth \$3,000; fifth \$4,500. Mutuel Pool \$816,321.00 Exacta Pool \$642,546.00 Trifecta Pool \$487,501.00

Table with columns: Last Raced, Horse, M/E/L.A., Wt, PP, St, 1/4, 1/2, 3/4, Str, Fin, Jockey, Odds \$1

Storm Creek:Eased
a-Coupled: Secreto de Estado and Prince Heaven.

OFF AT 4:52 Start Good. Won driving. Time, :234, :472, 1:111, 1:355, 1:471 Track fast.

\$2 Mutuel Prices: 7-LOUIS QUATORZE ..... 6.20 3.50 3.00
2-WILL'S WAY ..... 4.80 4.00 4.00
1-SECRETO DE ESTADO (a-entry) ..... 5.50
\$2 EXACTA 7-2 PAID \$32.20 \$2 TRIFECTA 7-2-1 PAID \$452.00

Armed with this revised Standard Extension Table, I suggest that you spend some time thinking Avis instead of Hertz. The excuse I hear most often is, "I don't have much luck picking Place and Show. That's because the person so responding has not devoted any time to the problem. It's not a matter of luck, it's a matter of expanding one's horizons. It's also a matter of subscribing to the old saw of "In the long run", you make more betting to win only. My question here is: *how* long is *your* long run.


In truth, those clinging to this idea are contaminated with the kind of stubborn resistance that flies in the face of the facts. With so many lower paying horses winning at most tracks today, I strongly suggest a closer examination of Place/Show profit potential. I hear a lot of clients say that the cost of admission, Racing Form, program and parking is so high that they have to wager on races won by low paying favorites. What they truly have to do is offset their daily overhead with profit. Equating profit with win bets only is folly. In Today's racing *winning* Pick Three's, Exactas and Trifectas are the best antidote for low priced winners.

\*1990'S UPDATE -- STANDARD EXTENSION TABLE \*

IF ODDS	WIN PAYS	PLACE PAYS	SHOW PAYS	IF ODDS	WIN PAYS	PLACE PAYS	SHOW PAYS
1-2	3.00	2.40		7-1	16.00	7.60	4.80
3-5	3.20	2.50		8-1	18.00	8.40	5.20
4-5	3.60	2.60		9-1	20.00	9.20	5.60
1-1	4.00	2.80		10-1	22.00	10.00	6.00
6-5	4.40	3.00		11-1	24.00	10.80	6.40
3-2	5.00	3.20		12-1	26.00	11.60	6.80
9-5	5.60	3.50		13-1	28.00	12.40	7.20
2-1	6.00	3.60		14-1	30.00	13.20	7.60
5-2	7.00	4.00	3.00	15-1	32.00	14.00	8.00
3-1	8.00	4.40	3.20	16-1	34.00	14.80	8.40
7-2	9.00	4.80	3.40	17-1	36.00	15.60	8.80
4-1	10.00	5.20	3.60	18-1	38.00	16.40	9.20
9-2	11.00	5.60	3.80	19-1	40.00	17.20	9.60
5-1	12.00	6.00	4.00	20-1	42.00	18.00	10.00
6-1	14.00	6.80	4.40	21-1	44.00	18.80	10.40

IF ODDS	WIN PAYS	PLACE PAYS	SHOW PAYS
30-1	62.00	26.00	14.00
40-1	82.00	34.00	18.00
50-1	102.00	42.00	22.00
60-1	122.00	50.00	26.00
80-1	162.00	66.00	34.00

PLACE BETS PAYING LESS THAN \$4.00 OR SHOW LESS THAN \$3.00 NOT ADVISED.



## **Emerald Downs**

### ***Determining The Best Times On Your Own***

When Seattle's new track, Emerald opened, a lot of clients from Washington asked us what they should enter for 3 year best times. The answer should be obvious to anyone with even minimal racing knowledge and experience. However, what people should know and do know, are often leagues apart. Look at the top of each race on the next page. I've placed an arrow pointing to the current record for 6 furlongs: 109:2. Another way of making the determination is to look at the arrow I've placed next to CALADIGI'S speed rating OF 84. By Racing Form standards the horse was beaten 3 lengths, running 112:3. Knock off 16 5ths and you get 109:2. So you really don't need 3 year best charts to figure your Pace Launcher Best Time entries.\*

As long as we're here, let's do this race for the folks in the Pacific Northwest.

\*The times will represent current best times, not 3 Year Best

1

**Emerald Downs**

**6 Furlongs (1:09<sup>2</sup>) CLAIMING.** Purse \$3,500. Fillies and mares, 4-year-olds and upward. Weight, 121 lbs. Non-winners of a race since June 19, allowed 2 lbs. Non-winners of a race in 1996, 4 lbs. Claiming price \$3,200. (Maiden, claim) or starter races for \$2,500 or less not considered.



**Howies Wild Rose**

Own: Bazo D D & Donna J & Donna M

\$3,200

Dk. b or br m. 5  
Sire: Lasting Value (In Reality)  
Dam: Sunliness (Sunny)  
Br: Blue Boy Ranch (Wash)  
Tr: Bazo D D (16 1 2 0 .16) 1996:(49 9 .18)

Lifetime Record: 26 6 2 3 \$16,148

1996	15	4	1	2	\$8,766	Turf	0	0	0	0
1995	4	0	0	0	\$265	Wet	4	0	0	1
EmD	3	0	0	0	\$87	Dist	14	6	0	2

RUNGER L (208 28 31 27 .13) 1996:(303 34 .11)

27 July 96	2EmDfst	6f	:22:2	.461	.589	1:11 4/4	Clm 3200	69
7 July 96	3EmDfst	6f	:22:3	.464	.592	1:12 4/4	Clm 3200	73
24 June 96	4EmDgd	6f	:22:3	.46	1:12 2/4	Clm 3200		
1 June 96	8YM	fst	6f	:23:1	.464	.59	1:12 4/4	Clm 3200N1Y
24 May 96	10YM	fst	6f	:22:4	.462	.59	1:13 1/4	Clm 2500
27 Apr 96	5YM	fst	1	:23:4	.472	1:12 4/4	Clm 3200N1Y	
20 Apr 96	7YM	fst	6f	:22:3	.462	.59	1:12 4/4	Clm 2500
6 Apr 96	4YM	fst	6f	:23	.461	.59	1:12 3/4	Clm 2500
29 Mar 96	4YM	fst	6f	:23:1	.47	1:00	1:13 4/4	Clm 2500N2Y
16 Mar 96	1YM	fst	1	:25:1	.491	1:14 1/4	1:40 2/4	Clm 2500N2Y

WORKOUTS: Jly 19 EmD 4f st :49 B 10/27 May 17 YM 5f gd 1:02 B 5/13

**Baila**

Own: Welch Jim

\$3,200

Dk. b or br m. 5  
Sire: Jazzing Around (Stop the Music)  
Dam: Mig Alley (Alley Fighter)  
Br: William C Nelson Jr Mr & Mrs (Wash)  
Tr: Browns Greg (1 0 0 0 .00) 1996:(12 2 .17)

Lifetime Record: 44 6 9 3 \$19,989

1996	11	1	1	2	\$2,493	Turf	0	0	0	0
1995	17	3	7	0	\$8,354	Wet	7	1	1	0
EmD	0	0	0	0		Dist	25	4	8	2

COOPER G J (185 23 23 24 .12) 1996:(514 54 .11)

28 June 96	4Sal	fst	6f	:23:4	.492	1:02 3/4	1:16 3/4	Clm 3200N1Y
1 June 96	8YM	fst	6f	:23:1	.464	.59	1:12 4/4	Clm 3200N1Y
25 May 96	10YM	fst	6f	:22:3	.452	.581	1:11 1/4	Clm 3200
Previously trained by Davis Melvin W								
14 Apr 96	6PM	fst	6f	:22:3	.453	.583	1:12 3/4	Clm 4000N2Y
7 Apr 96	4PM	fst	6f	:22:4	.462	.592	1:12 1/4	Clm 4000
24 Mar 96	7PM	fst	6f	:22:2	.46	.59	1:12 4/4	Clm 3200
Placed third through disqualification.								
30 Mar 96	11PM	fst	1	:23:4	.474	1:14	1:42 4/4	Clm 3200N2Y
23 Feb 96	8PM	sty	1	:24	.473	1:13 1/4	1:12 4/4	Clm 4000N3Y
16 Feb 96	7PM	fst	6f	:23:1	.47	1:00 1/4	1:13 4/4	Clm 4000
19 Jan 96	7PM	sty	6f	:22:2	.463	.593	1:12 4/4	Clm 5000N3Y

WORKOUTS: Jly 9 PM 5f st 1:54 B 3/7

**Rueful's Comedian**

Own: Root Margaret

\$3,200

Ro. f. 4  
Sire: High Comedy (The Minstrel)  
Dam: Wini Ha Ha (Rueful)  
Br: Sam Roffe (Wash)  
Tr: Drebin Keith (38 3 4 2 .08) 1996:(136 27 .20)

Lifetime Record: 14 3 7 0 \$9,079

1996	12	3	6	0	\$8,559	Turf	0	0	0	0
1995	2	M	1	0	\$520	Wet	3	1	2	0
EmD	4	1	2	0	\$3,200	Dist	6	1	4	0

BELVOIR Y T (283 65 40 32 .23) 1996:(586 105 .18)

5 Aug 96	5EmDfst	5f	:22:2	.464	1:05 4/4	Clm 4000	69	
13 July 96	3EmDfst	6f	:22:2	.464	1:00 1/4	1:14 4/4	Clm c-3200N1Y	75
Claimed from Hersh Ron & Walker D H, Kasmerski Len Trainers Placed first through disqualification.								
28 June 96	4EmDfst	1 1/2	:24	.484	1:14 1/4	1:47 1/4	Clm 3200N1Y	74
24 June 96	3EmDmy	6f	:22:4	.462	1:12 4/4	1:19 1/4	Clm 3200	
31 May 96	6YM	fst	1	:23:4	.473	1:12 3/4	1:39 1/4	Clm 2500N3L
19 May 96	3YM	fst	6f	:23:2	.463	.584	1:14 4/4	Clm 2500N3L
10 May 96	1YM	fst	6f	:24	.474	1:00 1/4	1:13 1/4	Clm 2500N3L
30 Mar 96	5YM	fst	1 1/2	:25:1	.494	1:15	1:46 3/4	Clm c-2500N3L
Claimed from Iron Horse Stable, Burlingame Tom Trainer								
15 Mar 96	1YM	fst	1 1/2	:24	.481	1:14 1/4	1:48 3/4	Clm 2500N2L
1 Mar 96	5YM	fst	6f	:23:2	.481	1:01 1/4	1:14 4/4	Clm 2500N2L

WORKOUTS: Jly 28 EmD 5f st 1:52 B 14/20 Jun 19 EmD 4f st :50 B 19/26 Jun 13 EmD 3f st :36 B 1/17

Caladigi's Shadow

Ow: Bartholomew RV

\$3,200

CEDENOEA (00 4 5 4 .87) 1996:(107 5 .86)

Table with columns for date, sex, age, and performance metrics for CedenoEA.

WORKOUTS: July 14 Emd 5f fst :1:44 B 2/29 July 5 Emd 5f fst :1:05 B 2/22 Jun 28 Emd 5f fst :1:06 B 3/24 Jun 19 Emd 4f fst :4:4 B 12/26 Jun 5 Emd 4f fst :4:4 B 7/19 May 28 Emd 3f fst :3:8 B 16/25

Ch. m. 8

Sire: La Saboteur (Seattle Slew) Dam: Caladigi (County Attorney) Br: Cacchiotti Larry (Wash) Tr: Bartholomew RV (1 0 1 .11) 1996:(11 1 .80)

Lifetime Record: 39 6 5 5 \$20,449

Summary table for CedenoEA with columns for year, wins, losses, and earnings.

LB 117

Table listing various race results for CedenoEA, including race names and outcomes.

Halos Hoot

Ow: C R Stable

\$3,200

GONSALVES FA (224 37 32 33 .17) 1996:(476 67 .14)

Table with columns for date, sex, age, and performance metrics for Gonsalves FA.

WORKOUTS: Aug 15 Emd 3f fst :3:7 B 7/19 July 30 Emd 3f fst :3:6 B 3/14 Jun 24 Emd 5f fst :1:02 B 4/27 Jun 17 Emd 3f fst :3:6 B 4/30 Jun 11 Emd 4f fst :4:8 B 9/27

Ch. m. 6

Sire: Shanekita (Holt Bar) Dam: Ilwai (Plastic Surgeon) Br: Halo Farms (Cal) Tr: Roberts Clint (7 8 9 16 .11) 1996:(242 69 .29)

Lifetime Record: 60 15 9 7 \$68,627

Summary table for Gonsalves FA with columns for year, wins, losses, and earnings.

LB 119

Table listing various race results for Gonsalves FA, including race names and outcomes.

Pocketful Of Bills

Ow: Morris Ross & Floyd Larry

\$3,200

HELGESON TC (0 0 1 1 .80) 1996:(7 3 .86)

Table with columns for date, sex, age, and performance metrics for Helgeson TC.

WORKOUTS: Jun 17 Emd 3f fst :3:7 B 2/29 Jun 11 Emd 4f fst :5:1 B 2/27

B. m. 5

Sire: Unpredictable (Tri Jet) Dam: Tammy's Pocketful (Pocketful In Vail) Br: Newlan Tom (Cal) Tr: Pulich Steve (10 0 8 2 .80) 1996:(18 1 .86)

Lifetime Record: 45 3 8 4 \$19,722

Summary table for Helgeson TC with columns for year, wins, losses, and earnings.

LB 117

Table listing various race results for Helgeson TC, including race names and outcomes.

Flying Bayou

Ow: Clabre Stable

\$3,200

GONSALVES FA (224 37 32 33 .17) 1996:(476 67 .14)

Table with columns for date, sex, age, and performance metrics for Gonsalves FA.

WORKOUTS: July 30 PM 4f fst :5:1 B 5/4 Jun 10 PM 4f fst :5:4 B 1/27

Ch. m. 7

Sire: Locust Bayou (Majority Prince) Dam: Times Roy Flight (Times Rush) Br: Fairview Farm Enterprises (Wash) Tr: Kolar Dale (5 1 0 2 .29) 1996:(10 1 .80)

Lifetime Record: 33 3 2 8 \$11,087

Summary table for Gonsalves FA with columns for year, wins, losses, and earnings.

LB 121

Table listing various race results for Gonsalves FA, including race names and outcomes.

Like Mum

Ow: Toys Joe & Karl

\$3,200

MITCHELL GV (203 25 26 36 .12) 1996:(86 136 .21)

Table with columns for date, sex, age, and performance metrics for Mitchell GV.

WORKOUTS: Jun 28 Emd 3f fst :3:8 B 7/29

Ch. m. m. 7

Sire: Black Mackee (Captain Courageous) Dam: Like Grammy (Noodle) Br: Vinson Patricia & Richard (Wash) Tr: Toys Joe (30 3 8 1 .80) 1996:(121 16 .13)

Lifetime Record: 41 11 2 6 \$42,246

Summary table for Mitchell GV with columns for year, wins, losses, and earnings.

LB 119

Table listing various race results for Mitchell GV, including race names and outcomes.

3 YEAR BEST

EMD  
DIRT  
5.0  
5.5 104.3 17  
6.0 109.2 17  
6.5 116.3 17

EMD 08-17-1998 RACE 1 DIST 6 SURF D US9

PACELINE DATA ENTRY

#	NAME	L	DIST	S	1stC	2ndC	3rdC	FnlC	B.1	BL2	BLS	BLF	SR	TV	T/S	N	T
1	HOWI	1	6.0	D	22.2	48.1	58.3	111.4	2.00	4.00	7.50	7.00	82	4	1.0	3	
2	BAIL	1	6.0	D	22.2	49.2	102.3	116.3	9.00	0.00	0.00	0.00	77	20	13.0	2	
3	BAIL2	2	6.0	D	23.1	46.4	59.0	111.2	3.50	3.75	1.50	3.50	83	13	-3.0	3	
4	CALAD	1	6.0	D	21.4	45.2	58.2	112.1	9.50	8.75	9.50	2.50	84	5	1.0	3	
5	HALO	1	5.5	D	22.2	46.4	59.0	105.4	8.00	6.00	9.50	6.50	87	10	0.0	3	1
6	POCT	2	6.5	D	22.2	46.1	112.3	119.2	4.50	3.50	3.50	2.00	84	5	0.0	3	
7	RUEF	1	5.5	D	22.2	46.4	59.0	105.4	10.00	9.00	11.00	6.00	88	10	0.0	3	1
8	FLY	1	6.5	D	23.0	47.1	113.3	120.3	5.25	2.75	1.50	0.00	80	11	0.0	2	
9	FLY2	2	6.5	D	22.3	46.0	112.2	119.2	8.50	8.00	3.50	2.25	84	12	0.0	3	

PACELINE DATA DIST. EQUALIZED

EMD 8-17-96 1 6 D

#	NAME	L	DIST	S	1stC	2ndC	3rdC	FnlC	BL1	BL2	BLS	BLF	SR	TV	ADJ	N	T
1	HOWI	1	6.0	D	22.2	46.1	58.3	111.4	2.00	4.00	7.50	7.00	81	4	-5.0	3	
2	BAIL	1	6.0	D	22.2	49.2	102.3	116.3	9.00	0.00	0.00	0.00	64	20	14.0	2	
3	BAIL2	2	6.0	D	23.1	46.4	59.0	111.2	3.50	3.75	1.50	3.50	86	13	-4.5	3	
4	CALAD	1	6.0	D	21.4	45.2	58.2	112.1	9.50	8.75	9.50	2.50	83	5	-4.5	3	
5	HALO	1	6.0	D	22.1	46.4	59.1	112.1	8.00	6.00	9.50	6.50	79	10	-3.0	3	1
6	POCT	2	6.0	D	22.2	46.1	100.1	113.1	4.50	3.50	3.50	2.00	79	5	-5.5	3	1
7	RUEF	1	6.0	D	22.1	46.4	59.1	112.1	10.00	9.00	11.00	6.00	80	10	-3.0	3	1
8	FLY	1	6.0	D	23.0	47.1	101.1	114.2	5.25	2.75	1.50	0.00	75	11	-2.5	2	
9	FLY2	2	6.0	D	22.3	46.0	100.0	113.1	8.50	8.00	3.50	2.25	79	12	-2.0	3	

NAME	L	DIST	S	AVE DTV	TV	ADJ	T&S	MAN	NET ATM	NTL	TAN
HOWI	1	6.0	D	17	4	-6.0	1		-5.0	3	
BAIL	1	6.0	D	17	20	1.0	13		14.0	2	
BAIL2	2	6.0	D	17	13	-1.5	-3		-4.5	3	
CALAD	1	6.0	D	17	5	-5.5	1		-4.5	3	
HALO	1	5.5	D	17	10	-3.0			-3.0	3	1
POCT	2	6.5	D	17	5	-5.5			-5.5	3	
RUEF	1	5.5	D	17	10	-3.0			-3.0	3	1
FLY	1	6.5	D	17	11	-2.5			-2.5	2	
FLY2	2	6.5	D	17	12	-2.0			-2.0	3	

BOTTOM LINE -- BETTING LINE

EMD 8-17-96 1 6 D

RAW				WIN ODDS ONLY				ADJUSTED			
BOTTOM LINE	LS	BETTING LINE	ODDS	BOTTOM LINE	LS	BETTING LINE	ODDS	BOTTOM LINE	LS	BETTING LINE	ODDS
1 BAIL2	19.5		EVEN	1 BAIL	17.5		EVEN	1 BAIL	17.5		EVEN
2 CALAD	17.0		3-2	2 BAIL2	15.0		2-1	2 BAIL2	15.0		2-1
3 HOWI	10.0		9-2	3 CALAD	10.0		9-2	3 CALAD	10.0		9-2
4 RUEF	9.5		5-1	4 RUEF	9.0		5-1	4 RUEF	9.0		5-1
5 POCT	7.5		7-1	5 FLY2	5.0		9-1	5 FLY2	5.0		9-1
6 HALO	5.5		9-1	6 HALO	4.0		10-1	6 HALO	4.0		10-1
7 FLY2	4.5		10-1	7 HOWI	3.0		12-1	7 HOWI	3.0		12-1
8 FLY	0.0		20-1	7 POCT	3.0		12-1	7 POCT	3.0		12-1
8 BAIL	0.0		20-1	8 FLY	2.0		15-1	8 FLY	2.0		15-1

## EMERALD CHARTS

SATURDAY, AUGUST 17

Horse (Jockey)	PP	1/4	1/2	Str	Fin	Odds
Bella (Cooper)	2	2-1/2	2-3	1-1/2	1-2 1/2	10.40
Caladig's Shadow (Cedeno)	4	4-1/2	3-1/2	3-hd	2-hd	4.20
Halo's Hoot (Gonzales)	5	6-2	5-1/2	4-1/2	3-hd	*2.30
Flying Bayou (Allen)	7	8	8	6-1/2	4-1	16.60
Pocketful Of Bills (Helgeson)	6	3-1	4-2	5-1	5-hd	17.60
Howies Wild Rose (Ruhge)	1	1-1/2	1-hd	2-3	6-1/2	16.30
Ruef's Comedian (Belvoir)	3	5-2	6-1/2	8	7-rk	3.80
Like Mum (Mitchell)	8	7-hd	7-1	7-1/2	8	3.20
2-Bella				22.80	10.40	5.80
4-Caladig's Shadow					7.00	4.00
5-Halo's Hoot						3.40

Exacta (2-4) -- \$81.60.



Those handicapping Emerald Downs need to be aware of the fact that it is *not* Longacres and should not currently evaluate it as such. This is especially true of Track Class. As of this race the track level was no higher if as high as Yakima Meadows or the lamented Playfair. In this race we took both the winner and place horse from Yakima lines. As further evidence, the winner won its last race at Salem, an Oregon Fair track. Salem is considerably slower than either Yakima or Emerald Downs. So, while I initially did enter the winning Salem line for comparison, I felt the Yakima line, beaten 3.5 lengths, was more representative. I paid little heed to the big adjustment BAILA got from Salem and accepted the - (minus) adjusted line from Yakima.

We're looking at horses coming from 3 different distances in this race so I did equalize distances. However, because Emerald Downs is in the throes of its initial season growing pains, I paid a lot of attention to RAW times. Why? There haven't been enough races for the track's Speed Ratings to be firmly established and that track class level has yet to be established. Hence, speed ratings from Yakima, where most of Emerald Downs's entrants have been running the past three years are more meaningful.

I did this race in the same manner as the From The Top and Problem race. When there was even the slightest doubt for any horse about which paceline to use, I entered two, as with BAIL and FLY. Unfortunately the result charts in the Seattle paper did not include fractional times, only positions. There were eleven races this day. All but three winners came from off the pace. The track has yet to produce a predictable profile. So, just wager on the best horses.

I realize that Seattle area residents are overjoyed to have their new track. So am I. They are also quite sensitive to any criticism of *anything*, especially their track. My statements about Emerald Downs having yet to establish a track class level is not meant to be denigrating. In fact, I'd love to be up there handicapping the track with its uncertainties. Many of the fans are new to racing and uncertainty about anything leads to higher mutuels. The average win mutuel over the eleven races on this day - a Saturday, when favorites usually abound - was \$12.65! That average includes a \$4.40 and \$3.20 winner. The highest win mutuel was \$26.20. This is good cause for me regretting that I couldn't move up there as planned six years ago.

My only fear is that some of our Washington area clients are not taking advantage of the bonanza because they're treating Emerald Downs as if it were Longacres. New tracks create new realities. I only hope all clients up there take a long look at current reality and that my doing this one race will be of some help.

***NOTE: Anyone handicapping Emerald Downs who didn't get this race, please write!***

## ***The Tandem Strikes Again***

"All things come to those who wait..." as I mentioned in a previous article about the Albany/Saratoga Seminar. Norm Klein and Dr. Robert Gladsen made a big case for **WILL'S WAY** to win Saratoga's Jim Dandy Stakes. On the day of the race we concurred that the horse was definitely an in-the-money contender behind **LOUIS QUATORZE**. They still bet it to win along with an exacta box and got their just reward with an exacta. Their win prediction came through three weeks later when the **QUATORZE/WILL'S WAY** tandem was reversed in the Travers Stakes. **WILL'S WAY** paid \$16.60 to win. The exacta with **QUATORZE** only paid \$53.00 but the trifecta with **SKIP AWAY** paid \$130.00.

I congratulate Norm and Robert for their perseverance. Most of the racing journalist and broadcast pundits felt that with added weight **WILL** would not fare well in the Travers. So much for weight.

The Tandem Concept remains one of our most powerful and, as yet, unpirated tools. We have one client in Maryland who downloads and makes all his wagers by telephone. He 'plays' nothing but Tandem Races and makes a living at it.

### **Will's Way stuns stars at Saratoga**

Will's Way, a chestnut son of Easy Goer who didn't run in any of the Triple Crown races, threw the sweepstakes for the 3-year-old

championship into confusion Saturday when he won the

127th Travers Stakes by less than a length over Louis Quatorze in Saratoga Springs, N.Y.

Adding to the confusion, favored Skip Away, who already had been awarded the championship by the Triple Crown sponsor on the basis of points scored, finished third in front of Editor's Note, winner of the Belmont Stakes.

Will's Way gaveing warning three weeks ago that he was ready to roll when he ran second to Louis Quatorze in the Jim Dandy Stakes at Saratoga. And Saturday he did roll, paying \$16.60 for the three-quarters-length victory over Louis Quatorze. Skip Away, who got pinched in traffic on the backstretch and never regained the lost ground, was another length back and 3½ lengths ahead of Editor's Note.

# MEET THE PRESS

The most important press releases over the past three months have been those about the government's ongoing study of America's growing gambling problem. In 1982, when 55% of all gambling was on horse racing, those making legal bets lost 10 billion dollars. In the latest study, through 1994, Americans lost 40 billion dollars. Projected 1996 losses: 47 billion dollars. By 1994 only 35% of the legal wagers were on horses. The bottom line: in 1982 "Horseplayers" lost 5.5 billion dollars. In 1994, 14 Billion. 1996 projection: 16.45 BILLION!

In this great Internet Information Age that seems ironic, doesn't it? Especially so, since favorites and second favorites are winning far more often today than they did in 1982. Of course, with a bevy of lower priced winners comes diminished profit from selections made by Mainstream criteria. Tom Ainslie hit the nail on the head in his Saratoga Seminar keynote address. He asserted that most of the Networking Information was nothing more than inaccurate repetitions of mis-information that purveyors pirated from each other and embellished with additional mis-information.

There is a book on the market called *How to Lie with Statistics*. Apparently various information sources either failed to read it or they read it too well. Their raw stats may be accurate but the conclusion they draw, and the one's they hope you will draw, are completely and fraudulently misleading. I'll do an in-depth explanation of that in the next issue.

From the days of Ainslie's Complete Guide in 1968 through 1989, a large group of handicappers concluded that they could win only by doing their own work: digging for and analyzing true facts. As a result they won proportionate to their level of investment. Today we see even the more intelligent handicappers relying on easily accessible but misleading data to guide them in their wagering choices. Hence, losses go from 5.5 Billion in 1982 to a current 16.4 billion dollars. And that doesn't count the long distance phone bills and cost of multitudinous computer network access programs. Sad.



*A C&O Special*  
**A Strategy That Cannot Fail!...?**

**BY MARK CRAMER**

**Even Dr. Howard Sartin, who once labeled us "the value boys" and said that "Cramer is the only value boy who qualifies for out-patient status" now has developed an odds line based on his methodology. I'd gladly send Sartin a bankroll and have him bet on the overlays based on his line. This concept is valid.**

This from Mark Cramer in the Cramer-Olmsted Report. Mark saw the power of **BOTTOM LINE/ BETTING** line when he guested at our Baltimore Seminar. I think I'm justified in taking pride in his willingness to send me a money bank based on the output of that feature. After all, He IS the father of the current **VALUE** rage.

With the advent of BOTTOM LINE/BETTING LINE it seems I've entered the ranks of the so-called Money Management Experts. Not a status I ever longed for, believe me. Here is a excerpt from a recent Vince Doyle article, courtesy American Turf Monthly.

## VALUE WAGERING: Theory and Practice

by Vince Doyle

### Origins of the Debate

At the outset, we'll concede that a very small number of horseplayers do beat the game solely on extremely refined handicapping skills, combined with intuition—although the latter probably incorporates a subconscious sense of value gleaned from years of wagering experience.

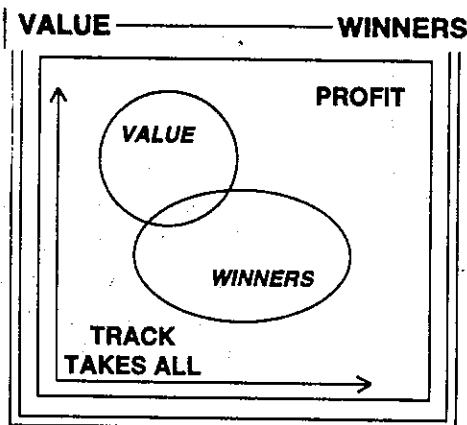
Credit author-handicapper Dick Mitchell with bringing the current debate over value versus selection-based wagering into the spotlight. This southern California based math professor initially proposed that the races could be beaten by exploiting inefficiencies between various wagering pools. A stream of data pumped into a lap-top or hand-held microcomputer near post time would then yield optimum wagering strategies.

Doyle's evaluation of win percentages and mutuels enjoyed by the "Average" handicapper.

	Post Time Odds to Win	Actual Win Percentage	Average Win Mutuel
Table I	2-1	29.8%	\$6.37
	5-2	26.8%	\$7.36
	3-1	24.2%	\$8.31
	7-2	24.6%	\$9.44
	4-1	22.5%	\$10.43

And from Mike Exinger, the realization that Value and Choice are NOT dichotomous entities.

Like so many other "lines", there are many more alternatives than can be represented on a simple, single straight line. In fact, as I envision handicapping, there is more of a two-dimensional relationship between value and winning selections, as shown in the figure below.



And finally Dick Mitchell decides that 20% (actually 30%) is a sufficient return along with his permission to bet a horse paying only \$2.60. What a glorious metamorphosis in his attitude.

If you've read Dr. Howard Sartin's "Value and Multiple Choice Wagering" (ATM; February, 1996; page 16) and/or Frank Cotolo's "Value Under Fire" (ATM; April, 1996; page 37) you may envision (as I did initially) that the "betting line" is a straight line, and you have to be on one side or the other, as shown in the following diagram:

by Dick Mitchell ■

*Most bettors don't like the idea of investing \$2.00 to get back \$2.60.\* They fail to realize that a 20 percent edge is a 20 percent edge, regardless of the investment.*

\*That's 30% Dick!

*At Deadline*



## ***Non-Linear Fuzzy Logic – What is it?***

### ***The Shades of Grey Between Linear and Non-Linear Mathematics***

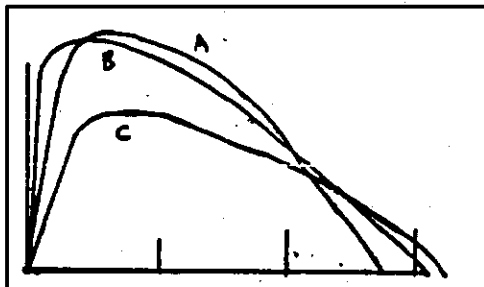
You can imagine my surprise when a lot of clients sent me copies of a promotional flier for a program claiming to introduce **NON-LINEAR HANDICAPPING** via Fuzzy Logic, and claiming to be the FIRST to do so because, and I quote:

“Up to now handicapping programs have operated in a linear fashion.”

Since this flier came from an ersatz client and Follow Up subscriber, I offer a Follow Up cover from 1990 and 1991:

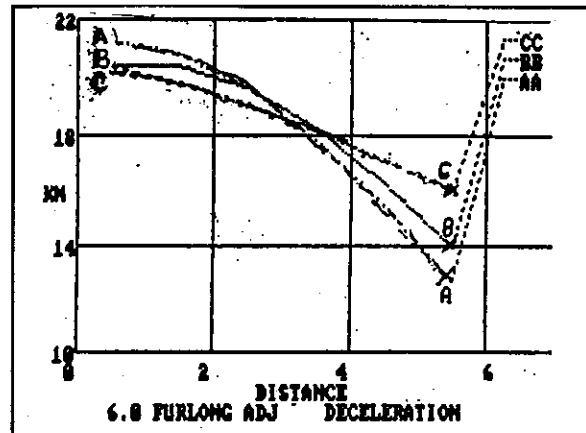


***A graph from the recent promotional flyer***



Look familiar???

***A KGEN graph , circa 1989***



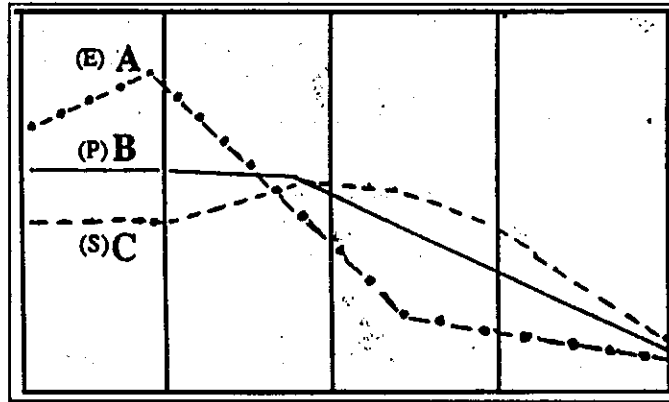
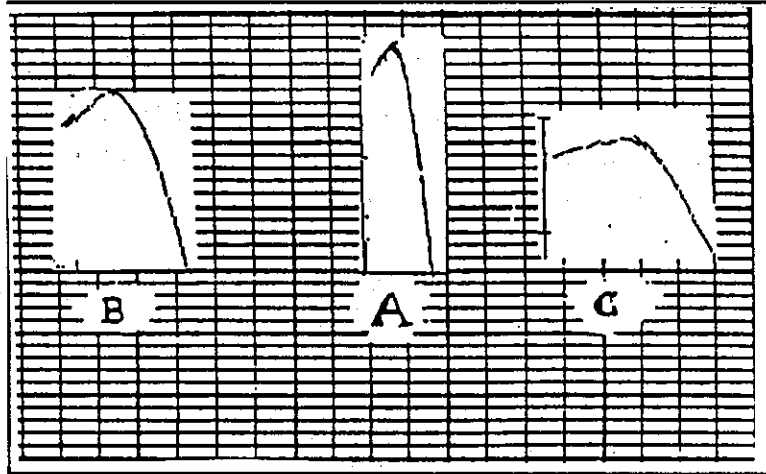

KINETIC POTENTIAL FOR 1/2 FURLONG

AA	21.22	21.22	21.03	20.65	18.83	16.25	14.99	13.65	12.25
BB	20.31	20.49	20.49	20.32	19.04	17.01	15.94	14.77	13.53
CC	20.55	20.31	20.02	19.70	18.72	17.59 <sup>x</sup>	17.08 <sup>x</sup>	16.54 <sup>x</sup>	15.98 <sup>x</sup>

← Ekp
Mkp
← Lkp

Blue & Yellow Manuals-1981

Dynamics Manual -1983



Even before 1989 I'd been harping on the fact that since handicapping itself is *non-Linear*, it was incumbent upon me to produce computer programs that employed the non-linear mathematics derived from Chaos Physics, Complexity and FUZZY

LOGIC. Over the past seven years of Follow Ups, I even pictured covers from books on these three subjects and urged you all to read them.

I have also recognized the fact that most persons are linear and can only work effectively from a linear process. That's not a fault, it's a frame of cognitive reference. Tom Brohamer, for example, makes no bones about being a linear thinker and he does quite well from that perspective. Many others have told me that they cannot comprehend the complexity of graphs and diagrams derived from non-linear, Fuzzy Logic formulae and insist on numbers depicting uniform, rates of change.

Understanding Fuzzy Logic is simple and not in the least bit fuzzy. It isolates the shades of gray between whole numbers like 1-2-3, which are always 1 apart from each

other. Fuzzy Logic explores the gaps between whole numbers and the degree of entropy between gaps. GAPS and ENTROPY should be familiar terms to all clients.

Ironically the use of feet-per-second is a seminal form of Fuzzy Logic. Our use of f-p-s was even more non-linear because we employed a Fuzzy Logic formula for a non-Linear value of lengths beaten or gained. Example:

Linear: A 22 second 1st call = 22. Beaten a LINEAR length = 22:1 F-P-S A 23 second 1st call = 57.39. 22 seconds beaten FIVE Linear lengths = 23. In OUR use of f-p-s it equals 59.09.

Since Fuzzy Logic focuses on the Non-Linear, it is an adjunct of Chaos physics and math. Accurately applied it dispels the dichotomy of Either-Or, substituting the concept of BOTH/AND.

Both/And, Entropy, Gaps are all essential ingredients of TODAY's (since 1989) Sartin Methodology.

From our advanced programs, here are a few examples, for those who need them, of both Linear, and NON-Linear, Fuzzy Logic Readouts:

LINEAR READOUTS

PHASE ONE (Pace Makes The Race):

	EPR	FFR	TPR	CLAS	DOY	JEROL
Indian Toss (P)	85.6	97.2	182.8	Paragon A	████████████████████	████████████████████
Sir Richard Lewis (S)	88.6	92.3	180.9		████████████████████	████████████████████
Clos Nardon (P)	89.5	90.6	180.1			
Tafara 8.5F (EP)	95.6	83	178.6	Paragon B	████████████████████	████████████████████
Hadif (E)	86	89.5	175.6	LING	████████████████████	████████████████████
				JEROL	████████████████████	████████████████████
				DOY	████████████████████	████████████████████

ALL SORT READOUTS (1 apart):

Pace Launcher III Composite -- ADJUSTED



SAR 8-4-96 9 8 T

#	NAME	L	N	T	EPR	LPR	CPR	TT	HID	FW	FX	LS	RANK
1	SOV	1	3		3	6	5	5	5	5	4	33	5
2	DONT	2	2		2	5	4	1	3	4	6	25	4
3	SWEET	3	3		5	1	1	4	1	1	1	14	1
4	RUN	2	2		1	4	2	2	4	3	2	18	2
5	1TS	1	2		6	3	6	6	6	6	5	38	6
6	METER	1	2		4	2	3	3	2	2	3	19	3


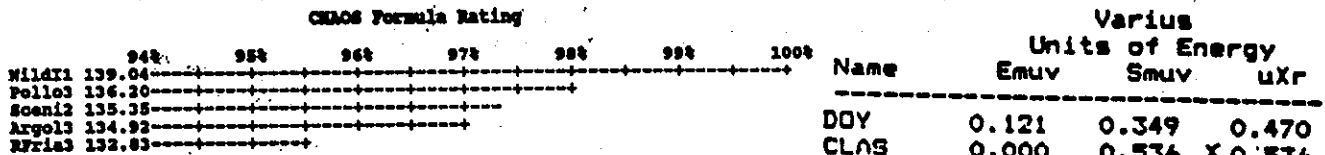
Entropy SORT DC/V COMPOSITE  
Low is BEST

Name	Ep/dv	P/dv	He/dv	Td/dv	Pm/dv	Total
11THR	①	①	5	5	5	17 - PL
12FRE	2	3	3	4	4	16
6CARA	3	5	2	3	3	16
7ALLA	4	2	4	2	2	14 W
5EQUI	5	4	1	1	1	12

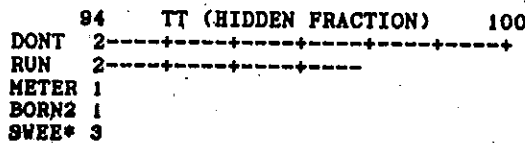

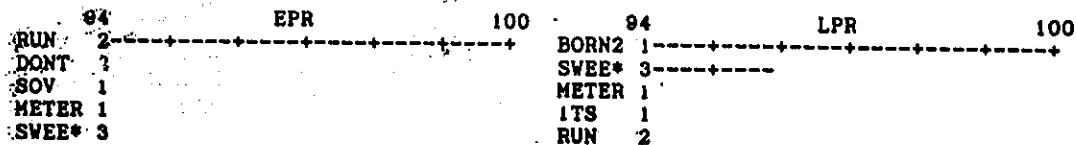
LINEAR APPEARING READOUTS from NON-Linear Formulae:



NON-LINEAR Readouts from NON-Linear Formulae:



FACE LAUNCHER III CHAOS FORMULA COMPOSITE -- ADJUSTED SAR 8-4-98 9 8 T



The line graphs in Quad-Rater are distinctly Non-Linear. They measure the finite differentials between horses on a non-linear, fractals scale of 94-100 by category. Yet, even the categories are not delineated by the old linear formulae. Early, Late, Composite of Early-Late, Turn Time, Hidden Energy, Factor X and Factor W, the SEVEN viable variables, are no longer calculated by linear math. We employ the Non-Linear mathematics of Chaos and Fuzzy Logic.

For example, note that in the above line graphs the wide differentials separating



the contenders in Early. This tells us that compared to RUN, who has the only line, the others are not in contention. On Late only BORN2 and SWEET have a line, indicating that they completely dominate the late readouts. When we get to CPR all contenders have a line except DONT. Looking at TT (Hidden Fraction) we can determine that DONT made a big mid-race move and RUN a lesser move. METER, BORN2 and SWEET have no lines, indicating they are strictly one move late runners. And so on with the following readouts.

The problem many clients still have is in accepting the value determinations of these Non-Linear readouts. Too many look at them and see ranking only. They see RUN as #1 Early and the horses below it as 2-3-4-5. In the linear sense that is true but the LENGTH of the Line Graph of RUN makes a RELATIVE distinction that is supremely finite. The same goes for LPR: Only BORN2 and SWEET have any appreciable Late Energy. However, when combined on CPR, all but DONT are in contention to the degree indicated by the length of their line.

I am dismayed by persons who tell me they focus on any one, or combination of three or less, of the seven viable variable readout categories to make wagering decisions. The power of any ONE factor or combination of factors must be determined by the reality current at a given track by surface, distance and conditions. Because most handicappers are linear, Pace Launcher 3 provides a synthesis of Non-Linear values in Bottom Line-Betting Line. The degree of difference between contenders is denoted on BOTTOM LINE. Pay heed to the Non-Linear numerical distinctions between contenders. Their degree of difference is important! Betting Line separates these differences and makes a betting line that *has* to be Linear because all odds on the Tote Board are Linear.

		ADJUSTED		
		BOTTOM	BETTING	
		LINE	LINE	
		LS	ODDS	
1	ANONY	-13.0	3-1	
1	CHIEF	-13.0	3-1	
2	MINDL	-12.0	7-2	W -1840
3	MOHIC	11.0	4-1	
4	HOT N	10.5	9-2	
5	RON W	5.0	9-1	
6	COLOR	3.0	12-1	
7	SIR L	2.0	15-1	
8	PROSP	0.0	20-1	

For more than a decade I have emphasized that we can no longer just rank horses by first, second third, etc. best. To succeed today we must know the finite differentials between 1-2-3-4-5. The old idea of modeling by rank: Early, Sustained, Late, Average, Factors W and X is less applicable in TODAY'S handicapping. We must look for the DEGREE of Early, Sustained et al, of each horse in a given Match Up. Whole numbers don't reveal that. So we dwell on non-linear Chaos, Fuzzy Logic formulae to make minute differential distinctions.

I've become used to persons to whom I gave my trust pirating my concepts. My only objection is when they say they originated them.

Several books on fuzzy logic were best sellers in 1993 when I first reviewed them for the Follow Up. Their sales have since dwindled. Perhaps the American public is put off by the term "Fuzzy". I know handicappers don't like it. When I applied the term, they told me that handicapping was already fuzzy enough. Here are some excerpts from one of the "Fuzzy" best sellers:

## THE NEW SCIENCE OF FUZZY LOGIC

**BART KOSKO**

The cube still has only one midpoint and that still has 100% fuzzy entropy because there the yin-yang equation holds ( $A = \text{not-}A$ ) 100% and there the Buddha's law of overlap  $A \text{ AND } \text{not-}A$  holds 100%. The cube corners stay black and white and have 0% fuzzy entropy because there Aristotle's law of underlap  $A \text{ OR } \text{not-}A$  holds 100%. All the other cube points are fuzzy or gray to some degree. Fuzzy entropy shows that *the closer to the midpoint, the fuzzier the set*. And the closer to a corner, the less fuzzy.

You can measure fuzzy entropy with two strings. Pick a point in the fuzzy cube and call it A. In the trap case take the score ( $\frac{2}{3} \frac{1}{4}$ ) where you almost powder the first clay but only nick the second. Find this score or fuzzy set A as a point in the cube.

Featured in  
"Entropy" - FU #36-1992  
"Yin Yang" - FU #47-1993

## THE FUZZY PRINCIPLE

## SHADES OF GRAY

Everything Is a  
Matter of Degree

*So far as the laws of mathematics refer to  
reality, they are not certain. And so far as they  
are certain, they do not refer to reality.*

ALBERT EINSTEIN

Early-Sustained BOTH/AND Difference Graphic -- ADJUSTED

NAME	L	N	%EARLY	%SUST	
SOU	1	3	51.8		48.2
DONT	2	2	52.8		47.2
SWEET	3	3	39.0		61.0
RUN	2	2	56.8		43.2
ITS	1	2	45.1		54.9
METER	1	2	44.1		55.9
BORN2	1	3	34.0		66.0

# *Anatomy of a Problem Race*

*Analyst: Doc Sartin*

It seems that the old bugaboo of appropriate pace line selection is still with us despite the excellent guidelines in AODDS and other "Hat" File Download programs and our Best of Last 3 at a *comparable*—. I end there because a lot of clients fail to understand the apparently hidden subtleties of the word: "**COMPARABLE.**"

At seminars and in The Follow Up we've offered numerous races with pace line choices analyzed. When Glen Connolly does it, he leaves no stone un-turned, going into complete detail in explaining his choices. I have yet to hear anyone question his pace lines choices. Yet, after hearing or reading his reasoning and the reasoning of others with similar win records, many clients go back to what seems like picking their pace lines out of thin air. They'll be quite correct with several horses in a given race and wildly irrational with others.

So this time instead of me simply picking lines, I'll first show you the lines picked by a client who lost this race. In fact, following his reasoning, the Winner came out last, the Place horse next to last. Just a slight, but logical deviation from a few of his pace line choices, makes the winner #2 and the Place horse #1.

I picked this race out of a batch he sent me because Shane and I actually handicapped, won and had the Exacta in this Del Mar race before we received the clients cry for help.

The payoff is nothing to brag about. Still we have to get the \$8.80 winners and \$35.40 Exactas to stay healthy in today's racing climate.





First, an excerpt from the client's letter to me:

"Del Mar has been a bugaboo all year and it seems this continues."

My response is that Del Mar, running with very little bias this year compared to previous years, has been easy to beat. I didn't convey this fact to him, however. Gloating about our own, or other client's success, is not consistent with giving help to those in need. It only tends to rub them the wrong way; pouring salt into a wound.

Here's an excerpt of my letter to him:

Dear \_\_\_\_\_:

I'm sure glad you sent me some problem races. I only did the first one because I caught some glaring pace line selection errors. I've noted them on the margin. Look at my comments and revisions on the margin of the Racing Form's PP's. SEMI-Automatic Pace Line selection guidelines are just that: SEMI! You still must take into consideration certain other factors such as adding the variant to the speed rating to determine which is best; pay attention to wide class deviations and NEVER project a Sprinter OR extract a Router unless there is bountiful evidence to justify the move.

1-MASQU - You used a Churchill (slower track) line when the horse had a representative line at TODAY'S track.

2-COAST - You made the right call. OK.

3-DON'T - Last line is better than 2 back. Last =  $81 + 16 = 97$  Your line 2 back  $85 + 07 = 92$ . I compare with Hollywood win. Looking at Bottom Line Betting Line, both lines produced equal results.

4-MONZON - Definitely NOT a turf router. DON'T project a sprint line just because it's there. Read SHANE'S comments in previous FU'S. Look back on the horse's Route performances: Even at GG, beaten 18.5 lengths in a TURF ROUTE! Throw it out!!

5- FORGE - Last race, DMr line was good. WHY go back 2.5 months to GG?

6-REFRIED - If you use it at all, your choice was BETTER than trying to project a sprint as you did MONZON. You made the correct call here but did NOT with MONZON. Mental inconsistency.

7-DOMAN - You avoided the 9.5 furlong line. Good Call. Correct Line.

8-QUITE - You used a Mdn. Sw Win BEFORE the horse failed in an AW race of comparable class to today's race. You'll get a LOT of false readouts doing this. USE ITS LAST LINE -(if any).

NOW Compare your Bottom Line Betting Line with mine:

✓ YOURS

DMR 8-25-96 7 8.5 T

	ADJUSTED	BOTTOM	BETTING
	LS	LINE	LINE
	LS	ODDS	EVEN
1 DOMAN	17.5		
2 QUITE	17.0		3-2
3 MONZ	10.5		9-2
4 MASQU	10.0		9-2
5 FORGE	6.0		8-1
5 COAST	6.0		8-1
5 DONT	6.0		8-1

✓ MINE

DMR 8-25-96 7 8.5 T

	ADJUSTED	BOTTOM	BETTING
	LS	LINE	LINE
	LS	ODDS	EVEN
1 COAS	18.0		
2 DONT	14.0		2-1
2 DON2	14.0		2-1
3 FORG	12.0		7-2
3 DOMAN	12.0		7-2
4 QUIT	6.0		8-1
5 MASQ	4.0		10-1

PL EXACTA #35<sup>92</sup>  
TWO DIFFERENT LINES

**8259**—SEVENTH RACE. 1 1/16 Miles Turf. Purse \$46,000. Allowance. 3-year-olds.

Index	Horse and Jockey	WL	PP	ST	¼	½	¾	Sr.	Fin.	To \$1
8156	Don't Blame Rio, K Desormeaux	118	3	6	2nd	32½	2½	13	14	3.40
8135	Coastal Time, A Soltis	118	2	7	7½	73	5½	21	2nd	3.50
8035	Masquerade (GB), P Valenzuela	118	1	8	8	8	8	3½	35	12.40
8135	Quite Good, L Pincay Jr	118	8	3	5½	6½	71	5½	41	11.40
8152	Domon Lors, R Douglas	118	7	2	6½	51	31	42	510	2.10
8066	Monzon, B Blanc	118	4	4	4½	4w	6hd	7½	63	18.70
8156	Forge, C Antley	118	5	5	31	21	4hd	8	71	4.80
8070	Reñad Dreams, M Pedroza	118	6	1	11½	1w	11	6½	8	23.10

3—DON'T BLAME RIO ..... 8.80 4.30 3.80  
2—COASTAL TIME ..... 4.80 3.80  
1—MASQUERADE ..... 5.80

Off: 4:58 Time: :24.2 :49 1:13 4/5, 1:37 3/5, 1:43 4/5. Track: Clear & Firm. Winner-dbb g 3 Rio's Lark-Cyane's Button Trainer Douglas R. Peterson Owner Mrs. June H. Daniels. Mutuel Pool \$405,680.40. Exacta Pool \$285,850. Quinella Pool \$54,559. Trifecta Pool \$306,499. Pick Three Pool \$106,964.

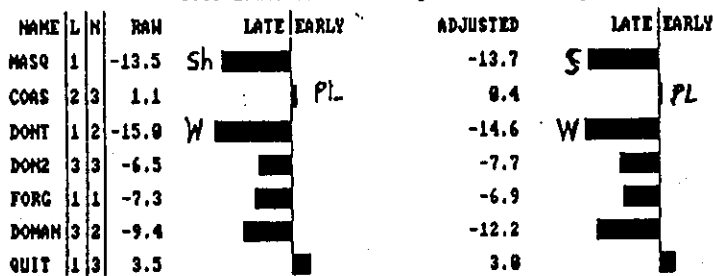
\$2 EXACTA (3-2) PAID \$38.40      \$3 PICK THREE (1-8-6,10-3) PAID \$94.80  
\$2 QUINELLA (2-3) PAID \$17.80      \$2 TRIFECTA (3-3-1) PAID \$297.80

The Winner and Place Horse come up 2-1. I like it when the Place horse is #1. This is by design because so many clients fail to get the Place horse and end up with EXACTAS that finish 1-3.

This column will be of *no value* unless you do a paceline post mortem after each race you LOSE! I suggest that you READ and RE-read the addenda to this issue's From The Top where I examine multiple pace lines from Bottom Line and narrow the process down to the most representative line. I especially want to stress the reasoning behind my suspicion of PACIFIC FLEET. But also, be aware that if you fail to hold similar suspicions, you win the race and Exacta anyway!

Those making Trifecta wagers should keep a strict model/profile. In this race MASQU showed. The Trifecta paid \$287.80. The key to the Show horse? Who has the Early-Late difference and the Both/And percentage most like the Win horse? Unless you can afford to lose a lot of money, I urge you to avoid Trifecta wagering unless you have a Win-Place-Show profile made from these graphs!

DMR 08-25-1996 RACE 7 DIST 8.5 SURF T  
Pace Launcher Late/Early Difference Graphic



Early-Sustained BOTH/AND Difference Graphic -- ADJUSTED DMR 8-25-96 7 8.5 T

NAME	L	N	%EARLY	%SUST
MASQ	1	1	41.6	58.4
COAS	2	3	58.2	49.8
DONT	1	2	41.2	58.8
DON2	3	3	45.4	54.6
FORC	1	1	45.8	54.2
DOMAN	3	2	42.8	57.2
QUIT	1	3	51.8	48.2



# *Downloading Questionnaire*

It's that time again! We would really appreciate your response as soon as possible.

I currently download races:

REGULARLY

SOMETIMES

My downloading source is:

BRIS

OTHER

Please list source(s)? \_\_\_\_\_

I download the past performances only

I download information other than just past performances.

Please list: \_\_\_\_\_

\_\_\_\_\_  
\_\_\_\_\_  
\_\_\_\_\_

On average, I download \_\_\_\_\_ tracks per day

On average, at how many tracks do you make wagers? \_\_\_\_\_

What is your average monthly download cost \$ \_\_\_\_\_

Is downloading profitable for you?  YES  NO

Do you utilize a telephone wagering account?  YES  NO

If yes, what company do you use? \_\_\_\_\_

What On- Line service do you use? \_\_\_\_\_  
(e.g.: America On Line, CompuServe etc.)

What other internet services do you utilize? \_\_\_\_\_  
\_\_\_\_\_  
\_\_\_\_\_

What is your average monthly cost for other on line services? \$ \_\_\_\_\_

1. The first step in the process is to identify the problem or goal that needs to be addressed.

2. Next, it is important to gather relevant information and data to understand the context of the problem.

3.

4.

4/

2/

5.

6.

7.

8. Once the information is gathered, the next step is to analyze it to identify patterns and trends.

9. This analysis should be done in a systematic and objective manner to avoid bias.

10. After analyzing the data, the next step is to develop a plan or strategy to address the problem.

11. This plan should be based on the information gathered and the analysis performed.

12. The plan should be implemented and monitored to ensure it is effective.

13. Finally, the results of the process should be evaluated and used to inform future actions.

8/

1/

14.

15. The process should be repeated as needed to address new or changing problems.

16.

17. This process is essential for making informed decisions and achieving goals.

18. The process should be documented to ensure consistency and accountability.

19.

20. The process should be flexible and adaptable to changing circumstances.

21. The process should be based on evidence and data, not just intuition or opinion.

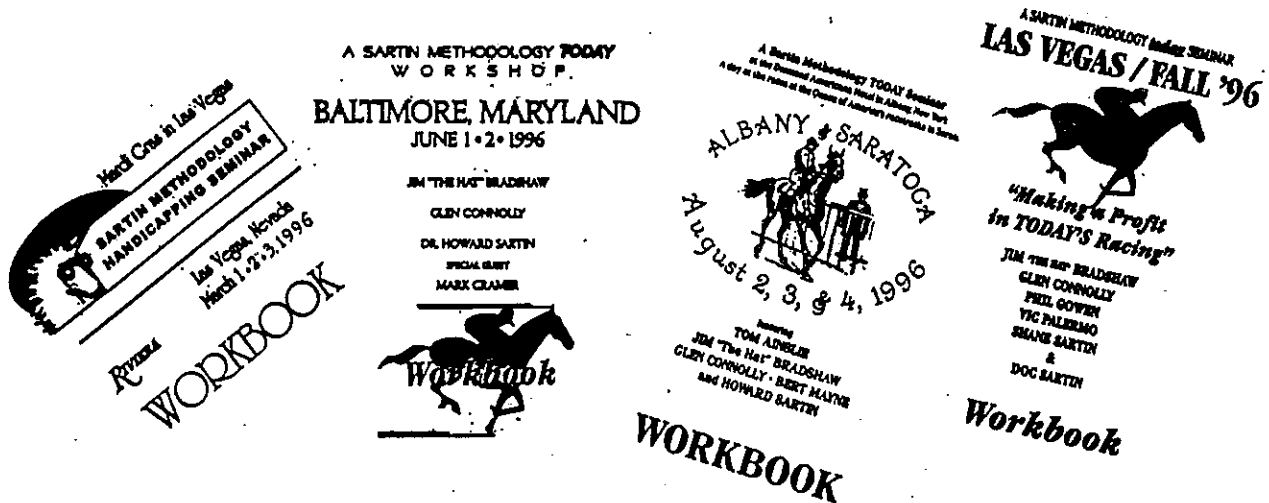
22. The process should be transparent and open to feedback and criticism.

23. The process should be continuous and ongoing, not a one-time event.

7/

1/

## Take Two for the Price of One!



These are the four Sartin Seminar Workbooks that best reflect the advance of TODAY's Sartin Methodology. To quote Michael King of Chicago,

"Thanks to the Workbook's simple explanations, the mystery of the Thoromation screens has been *solved!* The day after reading it, I got 4 of 5 winners, 3 of 5 perfectas!"

Charles Conger of North Carolina says,

"I've been to more of your seminars than I can count, but the one this year in Baltimore is about the best I can remember.!!"

The incontrovertible fact is that *RACING HAS CHANGED!* Old Methodology procedures still get winners, but because of the pirated mass proliferation of our earlier work, *lower priced winners*. These four Sartin Methodology TODAY manuals feature VISUAL Match Up exercised from "the Hat", along with a highly simple way to utilizes the computer generated Match Up for greater profit. They explain how to get the *high value winners* with no extra time or work.

May of you already have the Spring '96 Vegas manual...if you don't, here is your chance to catch up!

## Any 2 for only \$25.00!

