


The FOLLOW UP

with Howard G. Sartin, Ph.D.

EVOLUTION

ISSUE # 58



HANDICAPPING REVOLUTION

Pros & Cons of Handicapping Technocracy

Publisher's Desk	1
On Line with Shane	6
Editor's Desk	8
Commentary	13
Guest Writers	23
From The Top	30
Psychology of Winning	35
Money Matters: Pascal, Probability & Paleontology	40
Vox Populi	55
Meet the Press	59
Ends & Odds	63
Problem Race	68

The FOLLOW UP is published six (6) times a year by O. Henry House, Inc. in conjunction with the Inland Empire Institute. Subscription price is \$72 per year third class mail and \$87 per year first class & Canadian mail. Back issues available @ \$12.50 ea. California residents add 7.75% sales tax. If you have any problem with your subscription or have a change of address, please contact O. Henry House at the address below. All information in this publication is for informational purposes only.

The FOLLOW UP

O. HENRY HOUSE, INC.
1390 E. 6th Street, Ste 5
Beaumont, CA 92223
909-845-5907
between 1 and 3 Pacific time

Please address all correspondence to this address. This includes submission of material for publication consideration, letters to the editor, opinions, comments - whatever.

Thank you,
Spencer Toner
Managing Editor

HENRY HOUSE, Inc.
THE SARTIN
METHODODOLOGY
1390 E. 6th Street #5
Beaumont, CA 92223



STATEMENT OF POLICY

The Sartin Methodology is based in Psychotherapy and its goals are NOT directed toward fostering the illusions or delusions of gamblers seeking magic solutions for picking winners. We are primarily a healing arts organization dedicated to providing an alternative solution to mainstream psychiatry's prescription of total abstinence for non-winning handicappers. Our slogan is - and always has been -

"THE CURE FOR LOSING IS WINNING"



COPYRIGHT 1995 O. HENRY HOUSE, INC.

All right reserved. No part of this work may be reproduced or transmitted in any form or by any means, electronic or mechanical, including photocopying and recording, or by any information storage or retrieval system, except as may be expressly permitted by the 1976 Copyright Act or in writing from the publisher.

Past Performance and Results charts copyrighted by Daily Racing Form, Inc.

DOC SARTIN



FROM THE

Publisher's Desk

First let me correct a little errata from Follow Up #57. On page 51 I was showing the difference between Gordon Pine Fractional Pars and reality. Apparently in my typing I went overboard with 2 Final Fraction differentials. Here is the correction. Apologies.

G.P. PARS TRUE GAP DIFFERENCE FROM PAR

#2 2F-23:1 2F OK in FU 57. 3F-Fast only 8 5ths, NOT 13

#5 2F-24 2F OK in FU 57. 3F-Slow only 9 5ths, NOT 12

One reason Mitchellites may think that the 2nd Fraction (Turn Time) equates with Ability Time is that their way of altering times with G.P. Pars uses *only* 2nd Call and Final Time. If a race runs fast, they slow down the Par Final Time by number of ticks the race ran FAST and slow down 2nd Call by half that amount. If a race runs 4/5ths SLOW, the reverse takes place. According to instruction, we're told to leave the first call alone but *improve* final time by 4 ticks and 2nd call time by 2.

Let's view an example:

Race runs 4 Ticks SLOW

ACTUAL PACE OF RACE	22 - 45 - 1:10
PAR GAPS:	23 25:0

PAR ADJUSTED	22 - 44:3 - 1:09:1
GAPS:	22.3 24.3

But, if the race runs 4 ticks FAST, you slow it down and get:

PAR ADJUSTED	22 - 45:2 - 1:10:4
GAPS:	23.2 25.2

The problem with using so-called pars this way is that it distorts the internal fractions; the all-important GAPS. In truth there *is no single fraction* or call that best predicts ability time. Back in 1976 Huey Mahl tried and failed to assign a predictive percentile value to fractions. To score, a horse *must* run from the gate to the wire. It is the Interrelationship of fraction/call **compoundings** that predict Win, Place and Show.

Here's another mainstream attitude that, if accepted, would mean that none of us could win using pace unless the winner went wire-to-wire.

Skeptical Handicapper

Besides, beaten lengths are far from exact except at the finish. Throughout the rest of the race, you're at the mercy of the chartcaller. Was that horse in seventh six lengths back or seven-and-a-half lengths back? Use the wrong figure and you get a wrong result.

Seems to me he's talking about Chaos caused by minor inexactitudes. This is why we use Chaos Math to overcome them.

Ironically, par advocates agree with this statement from an article in Horseplayer Magazine about the inaccuracy of chart makers. So they arbitrarily alter fractions beyond recognition. We know the charts are subject to error; we're not naive. We also know these mistakes are relative and consistent enough to bring us profit using Incremental Times. Why compound the chart-caller's presumed felony with subjective changes? Chart makers double check their times and lengths with the video tape replay, so they're not as far off as some "experts" would have us believe.

We receive dozens of success letters each week from clients using the Past Performances as gospel. I guess it's because we *don't* make what the above author calls "figures." To me, 'figures' is a dirty word. But I guess you knew that from the way I added and subtracted to get the "figures" on pg. 51 of Follow Up #57. In case anyone ever asks you if you're a "Figure Handicapper," deny it vehemently.

HOW TO MISS A TRIFECTA WHEN A CLIENT GETS IT

(Following Your Own Advice)

Terry Martin from Ohio got the Kentucky Derby Trifecta by the book. I didn't and I wrote the book. Some of you have asked us to cite our own failings once in a while just to make you feel better. My leaving the number one counter-energy (early) horse out of my Derby Trifecta should help boost morale considerably. Shane included it. I got so absorbed in looking at Late, Sustained and Hidden Energy that I forgot about Counter Energy completely. Prince of Thieves came up #1 Early with little else. No chance for it to win the Derby or even Place based on the records from the past umpteen years. So, there I was, "Dr. Counter-Energy" with only the win, place and exacta and NO Trifecta. Congratulation Terry, and look again, Doc:

Prince of Thieves

Owne: Mitchell Peter

10



Ch. c. 3 (Apr)
Sire: Hansal (Woodman)
Dam: Fall Aspen (Pretense)
Br: Lowquest Ltd (Ky)
Tr: Lukas D Wayne (7 0 2 0 .00)

126

DAYP (17 3 3 4 .18)

Date	Track	Dist	Time	Place	Trainer	Owner	Time	Place	Trainer	Owner					
21Apr96	8Kee	fst	1 1/4	:223	:454	1:10	1:421	Lexington-G2	99	1 3 31 31 32 2nd	Day P	L 118 b	3.30	98-02	
Steadied sharply, lacked room 1/4, skimmed rail, altered course 3-wide															
6Apr96	SSA	fst	1 1/4	:461	1:103	1:362	1:494	SA Derby-G1	82	5 5 4 4 4 1 1/2	7 7 6 1 1/2	Sellers S J	B 120 b	4.50	76-18
Off bit slow, squeezed; 4 wide bid, weakened Placed 5th through disqualification.															
17Mar96	7SA	fst	1 1/4	:222	:46	1:103	1:422	San Felipe-G2	88	6 7 6 1 1/2	6 4 6 7 4 1/2	Stevens G L	B 119	*.40	76-20
Off bit slow, squeezed, steadied sharply after start															
4Feb96	3SA	gd	1 1/4	:234	:473	1:112	1:424	Santa Catalina 104k	103	5 3 3 1 1/2	2 1 3 1 1/2	Stevens G L	B 114	6.00	81-22
12Jan96	3SA	fst	1	:224	:46	1:103	1:352	Ahw 46000H1x	90	6 3 3 1 1/2	3 1 5 3 6 8	Stevens G L	B 117	*1.50	84-22
11Nov95	2Aqu	fst	1	:234	:47	1:121	1:374	Mid Sp W1	82	9 3 4 1/2	1 1/4 1 1/2 1 1/2	Bailey J D	118	*.40	80-19
WORKOUTS: ● Apr 29 CD 4ly :48 H 1/5 ● Apr 15 CD 5f 1:00 H 1/4 ● Apr 1 SA 5f 1:00 H 12/37 Mar 25 SA 5f 1:52 H 6/37															

I did learn the error of my ways in the Preakness, however. It favors Earlier horses for Win and Place but the Show horse, *Editors Note*, was decidedly counter-energy, closing from 12th to 3rd in the race. I hope Bradshaw gets over Pat Day's stealing the race. Bradshaw *had* the horse ranked 2nd. He just wouldn't have the jockey. This time he did place with his choice, *Skip Away*. So there you have it - all of you who wanted some examples of our fallibility. I and "The Hat," both capable of stupidity just like anyone else. I can't really speak for "The Hat," however. In his case it was his "thing" about Pat Day.

From the BRIS Forum someone asked which issue of the Follow Up contained the information that one could wager 2% of the total win pool and not substantially lower the mutuels. We answered that anyone who could afford to bet 2% of the win pool could have the Huey Mahl issue #2 for FREE. No takers as of yet.

On the subject of the BRIS Forum, here is a copy of a message to us (Unicorn) from someone who was sadly misled by a former teacher.

MESSAGE : 3065 DATE: 26-May-96 TIME: 09:35 PM
FROM : GIB
SUBJECT : TO UNICORN

Thanks for the info. I was certain that the 2% figure came from the Follow-Up, I just couldn't remember which one.

I am an Arizona resident and the only Track now available is the un-playable Bullring at Prescott. Out of state races are simulcast but unlike a true simulcast we are forced to work from an Arizona only Mutual pool. (The State Tax guys don't miss a trick.) This normally makes the Arizona Mutual about two to four dollars less than the actual out of State Mutual. The Arizona Win Pool will average from \$5,000 to \$10,000. 2% of this is anywhere from \$100.00 to \$200.00 maximum. But you better be very cautious wagering this large amount because if it's to early before post you can easily drop the odds to a minus pool and find yourself dragging many tote board watchers along with you.

I spoke to Dick Schmidt about this problem a number of years ago and his only comment was. " Do you want to live in Arizona or do you want to handicap horses."

G. I. B.

End of Message.

And our answer.

MESSAGE : 3101 DATE: 06-Jun-96 TIME: 12:20 PM
FROM : UNICORN
SUBJECT : GIB

Anyone telling you that Prescott is unplayable or that Turf Paradise is not profitable is misleading you. They are two of our favorite spots for profit.

End of Message.

Telling someone to choose between living in Arizona or "handicapping horses," was either offhand flippancy or elitist snobbery. Some Arizona clients are our biggest winners. Washington and Arizona are my favorite recreation grounds. I love both Turf Paradise and Prescott Downs. They are very lucrative. I've wagered often at both from an Italian restaurant Off-Site wagering center in Payson, Arizona. The end result of my endeavors always paid for our "vacations."

This same reasoning holds for those other "minor" tracks that so many West Coast and New York "Hot Shots" scorn because of their class level. These kinds of tracks, *not* Hollywood, Belmont, Santa Anita, Aqueduct, and Saratoga, are the most profitable in North America!

Who says we never print critical letters department:

"Dear Doc, Enclosed is my Follow Up renewal for the fifth straight year. Also a check for The 55% Solution Manual. One criticism: Follow Up #56 was very good. #57 was bad. Too many pages of readouts. I know one picture is worth a thousand words but I felt 57 had too many pictures, not enough words. One more thing. I think a "Guest Writers" edition or more guest writers per issue might be interesting." G.W. New York.

We appreciate constructive criticism like this, especially since he re-subscribed despite his feeling about too many readouts. Keeping a proper balance is a delicate matter. We also received many letters of commendation about Follow Up #57, saying it was the best ever. I met another client who thought #56 was very weak.

Many readers prefer readouts over conceptual matters. I am in G.W.'s camp and if I were merely a subscriber, might have written his letter myself. Obviously G.W. is a man who appreciates the intellectual and conceptual side of our endeavors more than readouts that verify the concept. The problem is that, to the majority, all words are subject to interpretation and with handicappers that often means mis-interpretation. They prefer to view the Bottom Line.


As for "guest writers." This is an area where we have often been bitten in the past. There are very few conceptual writers. The best are Tom Ainslie, Huey Mahl and Mark Cramer. We've heard from them often when they wrote about concept instead of their personal, non-verifiable opinions. We also have published articles by James Quinn, Dick Mitchell, Joe Takich and Barry Meadow, among others.

We have to screen articles from clients who write about factors they used *last week* to bring them success. By the time their comments could be published the proficiency of these factors has disappeared. Remember, we download races and get results from every track in North America, so we know when something works universally or is merely a local phenomenon that if printed would hurt more than help. When we do let one of these articles get into print and it fails to work, Follow Up readers don't remember the author's name, just that it appeared in The Follow Up and I get the blame.

It is rare that the quality making one a winner also makes him/her a literate, cohesive author. They know what they want to say but do not convey it in words that match their internal dialogue. Winner material sent to us is generally in the form of readouts with a few handwritten personal notations. You'll see some in this issue.

The best and most sincere guest articles appear in the form of letters to Vox Populi. For the most part, these are short and cryptic and convey more inspiration to others than even the best written article.

Mark Cramer is no longer hiding his bushel of literary talent under the handicapping tree. He's got a book due out soon on South America, particularly the Bolivian narcotics problem. Currently in publication is a most charming paper back titled: "Funky Towns, U.S.A." Reading it is like taking the kind of vacation we all dream of but can't afford. The superannuated among you will remember when there were lots of colorful places, especially small towns, in the U.S. where the charm and ambiance was sustained as if time had stood still at the precise proper moment. Well, such places do exist, like Clarksdale, Mississippi, where the blues were really born. From the deep south to the Pacific Northwest, Mark has produced a travel guide like no other. Yes, he rates the facilities for lodging and dining, too. But mostly this is a guide to the U.S.A. that most people by-pass on the freeways. Great reading for every member of every type of family.




FUNKYTOWNS
USA


*the best alternative, eclectic,
irreverent and visionary places*

BY

MARK CRAMER



ON LINE
with Shane



PROCOMM PLUS^(r)

Intuitive Communications (r)

» PROCOMM PLUS - Version 2.01 «
Copyright (C) 1987, 1991 DATASTORM TECHNOLOGIES, INC.
All Rights Reserved
UNAUTHORIZED DUPLICATION PROHIBITED

Here's a neat little trick sent in by Dean Millward of Canada. This is for people using Procomm Plus as their communication package for downloading. It eliminates the need to copy ZIP files from the PCPLUS directory over to HRACE and also eliminates the need to delete the ZIP files from PCPLUS. I did this with my setup and it really does save time and extra work. Just follow the step by step instructions.

HERE IS SOME INPUT ON PCPLUS VERSION 2.01

THIS IS FOR PEOPLE WHO COPY THE ZIP FILE FROM PCPLUS TO HRACE

STEP #1 CD\PCPLUS . THEN LOAD PCPLUS

STEP #2 HIT ANY KEY

STEP #3 ALT-Z

STEP #4 ALT-S =SET UP

STEP #5 USE ARROW KEY GO TO FILE\PATH HIT ENTER

STEP #6 TYPE C

STEP #7 AT THE C PROMPT TYPE C:\HRACE\

WHEN COMPLETE HIT ENTER

STEP #8 ESC TO EXIT

STEP #9 DOWNLOAD FROM BRIS AND SEE IF IT WORKS

BY DOING THIS YOU ELIMINATE THE COPY COMMAND FROM PCPLUS TO HRACE

I HOPE THIS HELPS ANY ONE

GOOD LUCK


D C MILLWARD

Equa-Fake

Thoromation 2's EQUA-JUST feature can be "faked" in Synergetic Match Up 2 by using the 3 Adjust and entering HALF of the suggested pace adjustment. Be sure to include the minus (-) sign if it appears in the adjustment. For example, if the suggested adjustment is .90 the Equa-Fake adjustment would be .45. If the suggested adjustment is -.90 you would enter -.45 (note the minus sign).

The procedure for using the 3 adjust is: Hit the letter E. You'll hear a beep. Hit Enter (or return) then enter the number chosen. Using 1/2 the number will *not* give you as PRECISE an adjustment as EQUA-JUST in Thoromation, but it will go a long way to solving the problem posed by clients.

SPENCER TONER _____



Editor's Desk



Use & Misuse of Science

Using science right and using it wrong is common. Lets put that astronomer under house arrest. Now because of his darn telescope he can prove the earth revolves around the sun and the people will start to think. What a mess that will be. California has a new gasoline that definitely burns cleaner than the old gas. Lets make it a law that the citizenry can only buy the new and not the old. The only problem is no one tested the gas adequately in the field. And now, the miles per gallon drops to the point that the citizen has to burn so much more of this gas, the pollution reduction is offset by the greater use of the new gas. The added costs are in the billions and the non-science citizen doesn't notice. Sure there is a hole in the ozone layer. Does it open and close? Has it always been there? Do we have enough data to prove anything. And don't start on the warming and the cooling of the earth. There are two camps of thought there. And sometimes they are both right.

Scare the people who are emotionally driven and won't explore the facts. Many so called scientists make a life long career of extending some faulty curve into the future and milking their hypothesis for as much money and time as allowed. The politicians and do-gooders reinforce it as your wallet and time resources empty.

What are we to do? I believe thinking and developing some self-reliance would be a good start. But blind reliance on technology? Wishing the market place would sort the good technology from the bad would help. Usually it will.

We're very fortunate in our choice of endeavor. Handicapping has evolved to the point we test any hypothesis with a of a touch of a button on a modern computer. The data flows effortlessly in and then is massaged to the point we can separate the fact from the fantasy before a single dollar is risked. We are definitely on the leading edge.

Downloading Fast Charts from BRIS

Pace Launcher 3 will operate at it's optimum when a track profile is kept and is up to date with the most recent races run at your track. Keeping this track profile requires the data obtained from the results charts.

Many get the weekly edition of the Daily Racing Form which specifically has these charts for the whole past week. The problem with this procedure is that the profile may have changed by the time you get this data and have run the data through the software to establish this profile. Just too much time has passed and it's too late to be up-to-date and accurate.

Bloodstock (BRIS) has this data and it can be downloaded for the whole day, approximately thirty minutes after the last race of the day. This up to the minute data can then be used to profile the track, and the data is fresh. No need to use the weekly data that may be stale for your purposes and is not up to date.

The purpose of this article is to clear up the step by step procedure to get the race results from BRIS that you need for keeping your track profile.

BRIS has two types of results, FLASH results which contain NO position calls and NO recorded beaten lengths. These results are usually available 20 minutes after a race. FLASH results do give scratches and payoffs, but are inadequate for keeping a track profile.

FAST charts are the type of file we are after to maintain our track profiles. So let us begin.

PROCOMM PLUS (r)

Intuitive Communications (r)

> PROCOMM PLUS - Version 2.01 <
Copyright (C) 1987, 1991 DATASTORM TECHNOLOGIES, INC.
All Rights Reserved
UNAUTHORIZED DUPLICATION PROHIBITED

PRESS ANY KEY TO ENTER TERMINAL MODE

Load PROCOMM PLUS or what ever software you use to hook-up with BRIS. Go to BRIS's Main Menu when you are connected with BRIS:

YOUR CHOICE IS : " B " (RESULTS)

The Handicapper's Data Base

** Main Menu **

- | | |
|-------------------------------|------------------------------|
| A. Entries | I. Scanner Reports |
| B. Results | J. Daily News and Selections |
| C. Start-by-Start Analysis | K. Workouts |
| D. Race-by-Race Analysis | L. Sports - Football... |
| E. Track Analysis | M. Handicapper's Library |
| F. Trainer Analysis | N. Users' Forum |
| G. Jockey Analysis | O. Ready-to-Print PDF files |
| H. Sire and Pedigree Analysis | |

Enter SELECTION (or Q to Quit/Logoff) ? b

YOUR CHOICE IS : " 2 " (FAST CHARTS)

B. RESULTS...

- | | |
|------------------------|------------------------|
| 1. Flash Results | 2. Fast Charts |
| 3. Detailed Race Recap | 4. Result Charts |
| 5. Carryover Watch | 6. Import Results File |
| 7. Import Charts File | |

Enter SELECTION (99 to exit or Q to Quit/Logoff) ? 2
Alt-Z FOR HELP | ANSI | FDX | 38400 N81 | LOG CLOSED | PRINT OFF | ON-LINE

HIT THE SINGLE KEY ON YOUR KEYBOARD THAT HAS THESE SYMBOLS : ' ~ ' AND THE SYMBOL ' ~ '. These symbols activate the computers ability to capture whatever is on the screen into a file that you designate with a name you determine. ACROSS THE BOTTOM OF YOUR SCREEN YOU WILL SEE THE FOLLOWING WHICH MUST BE THERE. OTHERWISE THE DATA SCROLLS ACROSS THE SCREEN SO FAST YOU CAN'T READ IT AND CAPTURE IT. NOTICE THAT THE LINE NUMBER WILL BE COUNTED AS THE DATA IS DOWNLOADED.

DOWNLOAD IN PROGRESS - PRESS ESC TO END

LINE: 5 DOWNLOAD IN PROGRESS - PRESS ESC TO END

A DROP DOWN MENU APPEARS. WITH YOUR RIGHT ARROW KEY, MOVE TO THE RIGHT AND STOP ON THE CHOICE 'FILE'. 'FILE' AND 'DOWNLOAD' ARE HIGHLIGHTED. HIT ENTER.

DIAL DIR MODES EMULATIONS FILE CHANGE OTHER QUIT HELP

DOWNLOAD	PgDn
UPLOAD	PgUp
DIRECTORY	Alt-F
RUN SCRIPT	Alt-F5
VIEW FILE	Alt-V
EDITOR	Alt-A
TOGGLE LOG	Alt-F1
HOLD LOG	Alt-F2
CLIPBOARD	Alt-=
KERMIT SRV CMD	Alt-K

THE NEXT WINDOW OF CHOICES APPEARS. SELECT : A) ASCII

```
Download Protocols - 88285184 bytes free
X) XMODEM
Z) ZMODEM
Y) YMODEM (Batch)
G) YMODEM-G (Batch)
O) 1K-XMODEM
E) 1K-XMODEM-G
C) COMPUSERVE B+
K) KERMIT
S) SEALINK
A) ASCII
R) RAW ASCII
T) TELINK
M) MODEM7
W) WXMODEM
I) IMODEM
1) [EXT 1]
2) [EXT 2]
3) [EXT 3]
Your Selection: (press ENTER for ZMODEM)
```

HERE IS WHAT WE'VE BEEN LOOKING FOR. I'VE ONLY SHOWN THE RESULTS FROM THE NINTH RACE AS AN EXAMPLE.

HIT ENTER

BRI012HOL96062909

BRI012 HOL002 06/30/96 13:00 06/3

0/96 13:01

HOL002 NINE

CHTS

COPYRIGHT 1996 BY DAILY RACING FORM, INC.

9TH HOL CHART JUNE 29, 1996 STATE-BRED

7 1/2 FURLONGS DIRT PURSE \$16,500 FILLIES AND MARES 3 YEAR OLDS AND UP

MAIDEN CLAIMING

CLAIMING 32,000-28,000

VALUE OF RACE 16,500 VALUE TO WINNER 9,075 2ND 3,300 3RD 2,475

4TH 1,238 5TH 412

MUTUEL POOL \$285,567.10

EXACTA POOL \$276,074.00

SUPERFECTA POOL \$315,379.00

QUINELLA POOL \$42,267.00

10 WENT

ST 1/4 1/2 STR FIN

MAGIC PAINTBRUSH 3 B (PL) 116 1 ELLIS RONALD W

4 3-2 1HD 1-4 1-9 BLANC B 32000 WYGOD MR & MRS MARTIN J

0.40CTS

GYPSY GREY 5 (PL) 120 5 HEADLEY BRUCE

6 5HD 7-1 3HD 2-1HF SOLIS A 28000

HEADLEY & HEADLEY & RANCH RIO HONDO 4.30

PRETTY LOUISE 4 B (PL) 122 3 BACORN HERBERT L

7 6-1 2-1 2-4HF 3-2HF DOUGLAS R R 32000 CRONIN JOHN F 4.50

HIT THE DECK 3 B (P) 116 6 MORENO HENRY

10 8HD 8-2 5HD 4-1 BERRIO O A 32000

ANGERMAN JOE & TUTICH DON S 17.10

VICTORIOUS RENE'E 3 (PL) 116 8 WILLIAMS GEORGE L

1 7-3 6-1HF 6-1HF 5HF GARCIA M S 32000 MCELIGOT GRACE & LEE 69.20

PEREGRINITA 3 (PL) 116 10 JIMENEZ JAMES

8 10 10 7-2HF 6-4HF VALENZUELA F H 32000 JIMENEZ JAMES 117.80

BEAN SUM FUN 3 (PL) 114 7 BEAN ROBERT A

5 4HD 5-1HF 4-2HF 7-1 1/4 SCOTT J M 28000 BEAN L L 31.40

MOST FAVORED 3 (P) 111 2 COSME RUBEN G

9 9-3 9HF 9-2 8-6HF VENTURA H (X) 32000 CARMONA MANUEL 157.00

SURPRISE PACKAGE 3 (P) 116 9 CORTEZ JOHN E

2 1HD 4-2 10 9NO CULBERSON R 32000 HOYME J THOMAS 103.10

OSA FRANCIA 3 BF (PL) 116 4 WEST TED

3 2HF 3HF 8HF 10 VERGARA O 32000 CUADRA T Y T INC 50.90

LEGEND-X=5LB AAC

OFF 5:35 START GOOD. WON RIDDEN OUT.

TIME 22 2/5 46 1:11 1:24 1/5 1:30 4/5 CLEAR. TRACK: FAST.

1-MAGIC PAINTBRUSH 2.80 2.20 2.10

5-GYPSY GREY 3.00 2.20

3-PRETTY LOUISE 2.20

\$2 EXACTA 1-5 PAID \$9.00

\$1 SUPERFECTA 1-5-3-6 PAID \$27.30

\$2 QUINELLA 1-5 PAID \$7.00

THIS IS WHERE MOST GO WRONG. IT IS ASKING FOR A NAME OF A FILE.
YOU NEED TO ENTER A FILE NAME THAT YOU DETERMINE.

ASCII DOWNLOAD

Please enter filename:

I GAVE THE FILE NAME I WANTED TO USE WHICH INDICATED THE RESULTS
FROM HOLLYWOOD PARK , JUNE 29.

ASCII DOWNLOAD

Please enter filename: HOL0629.RES

NOW BRIS ASKS YOU THE FOLLOWING QUESTIONS FOLLOWED BY YOUR
APPROPRIATE ANSWERS.

Enter SELECTION (99 to exit or Q to Quit/Logoff) ? 2

To Quit/Logoff, enter Q at any prompt.

Enter TRACK CODE (or 99 to exit)? HOL

Enter RACE DATE (Ex. MM/DD/YY), <Return> for today (or 99 to exit)? -6/29/96

Enter RACE #, <Return> for all, (or 99 to exit)?

Do you want the NOTES if available (Y or N)? N

Alt-Z FOR HELP | ANSI | FDX | 38400 N81 | LOG CLOSED | PRINT OFF | ON-LINE

ALL OF THE RESULTS DATA WHISKS BY ON THE SCREEN AND IS SAVED IN
YOUR COMPUTER AS YOU WISHED IT TO BE.

NOW YOU CAN EXIT BEING ON LINE WITH BRIS.

NOW WE CAN GO TO THE APPROPRIATE DIRECTORY AND BY GOLLY THERE
IS THE FILE OF RESULTS WHICH WE DOWNLOADED FROM BRIS.

```
C:\WORK >dir hol0629.res
```

```
Volume in drive C is STACVOL_DSK
```

```
Directory of C:\WORK
```

```
HOL0629 RES          23,572 06-30-96 10:50a
          1 file(s)          23,572 bytes
                               95,453,184 bytes free
```

BY TYPING THE DOS PRINT COMMAND FOLLOWED BY THE WHOLE FILE NAME
WE CAN HAVE A HARD COPY OF THIS FILE.

```
C:\WORK >print HOL0629.RES
```

THEN THE FOLLOWING APPEARS AND HIT ENTER.

```
C:\WORK >print HOL0629.RES
Name of list device [PRN]:
```

DOC SARTIN

COMMENTARY

Technocratic Handicapping and Teacher Help

It is somewhat ironic that we were the first to bring handicapping into the computer age and also the first to warn against *over-use* of computer technology.

By 'over-use' I'm not referring to downloading via any of the "Hat" programs. Downloading and multiple track wagering has been an asset to all, especially those who have experienced difficulty in getting Racing Forms. Multiple track downloading has allowed us to "cherry-pick" the better paying races from a wide assortment of tracks. Telephone wagering has made it possible to bet on these races. To the proficient, these new opportunities spell bigger profit. To others, who have difficulty winning at *one* track, it has spelled financial doom. They have learned the hard way about the chicanery of those car dealers whose advertising claims they don't make much money selling you a car, but they make it up in *volume* !

To validate the fact that downloading is a positive aspect of the technology age, here are the result charts from Wednesday, June 19, 1996. I've marked the Maiden races 'Mdn'.

Hollywood Park Charts

Wednesday, June 16, 1988. 42nd Day of a 67-Day Meet.

7383—FIRST RACE. 1 1/16 Miles. Purse \$28,500. Fillies, 3-year-olds. Claiming price \$32,000-28,000.

Table with columns: Index, Horse and Jockey, Wt., PP, ST, 1/4, 1/2, 3/4, Str., Fin., To \$1. Includes entries for Del Mar Reunion, C Anley, Fourscham, R Douglas, etc.

Claimed — Brenda's Gamble-Larry O Gleason-Jeremi Sahad.
3—DEL MAR REUNION 5.40 3.20 2.80
6—FOURBACHARRM 4.40 3.20
1—ONE STOP 4.40
Off: 1:01 Time: :23.2 :47.4 :1:11 4/5, 1:38 4/5, 1:45 3/5, Track: Clear & Fast. Winner-g.r.1.3 Slew's Royalty-St Se Pudas Tr-Barry Abrams Own-Braun, Caleona, Roberts et al. Mutuel Pool \$144,248. Exacta Pool \$113,781. Quinella Pool \$22,958.

\$2 EXACTA (2-6) PAID \$18.80 \$2 QUINELLA (2-6) PAID \$13.80

7384—SECOND RACE. 1 1/16 Miles. Purse \$17,500. Maiden Claiming. Fillies and mares, 3-year-olds and up. Claiming price \$32,000-28,000.

Table with columns: Index, Horse and Jockey, Wt., PP, ST, 1/4, 1/2, 3/4, Str., Fin., To \$1. Includes entries for O.J.'s Choclate, R Douglas, Cowgirl, A Sells, etc.

Claimed — Brenda's Gamble-Larry O Gleason-Jeremi Sahad.
6—O.J.'S CHOCOLATE 3.30 2.30 2.10
2—COWGIRL 2.80 2.10
7—HENHAWING 2.10
Off: 1:31 Time: :23.4 :47.3 :1:12 3/5, 1:38 4/5, 1:45 1/5, Track: Clear & Fast. Winner-od.1.3 Vigors-Glory Be To Evo Tr-Doug O'Neil Own-Joseph, V Caracoto, Mutuel Pool \$189,882.50. Double Pool \$91,483. Exacta Pool \$161,508. Quinella Pool \$27,529.

\$2 DOUBLE (2/8) PAID \$8.90 \$2 EXACTA (6-7) PAID \$7.28

\$2 QUINELLA (2-6) PAID \$8.20

7385—THIRD RACE. 8 Furlongs. Purse \$18,000. 3-year-olds. Claiming price \$18,000-14,000.

Table with columns: Index, Horse and Jockey, Wt., PP, ST, 1/4, 1/2, 3/4, Str., Fin., To \$1. Includes entries for Invictus, C Nakatan, Jewelstuckey, O Soronen, etc.

Claimed — Time For Cabo-Arke Pegram-Gos Sellen.
1—INVICTUS 3.80 2.80 2.40
7—JEWELSTUCKEYONE 6.20 4.40
2—REAL COOL DUDE 3.00
Off: 2:01 Time: :22.1 :45.1 :57.2 :1:09 4/5, Track: Clear & Fast. Winner-obb.g.3 Saroc-Deodocus Tr-Barry Abrams Own-Team Green, Mutuel Pool \$164,290.20. Double Pool \$18,700. Exacta Pool \$107,118. Quinella Pool \$29,420. Pick Three Pool \$85,572.

\$2 DOUBLE (6/7) PAID \$4.80 \$2 EXACTA (1-7) PAID \$28.20

\$3 PICK THREE (2/6/1) PAID \$24.80 \$2 QUINELLA (1-7) PAID \$19.80

7386—FOURTH RACE. 1 1/16 Miles Turf. Purse \$68,000. Allowance, 3-year-olds and up.

Table with columns: Index, Horse and Jockey, Wt., PP, ST, 1/4, 1/2, 3/4, Str., Fin., To \$1. Includes entries for High Charger, A Sells, Private Interview, C McCarron, etc.

Claimed — Never Failed-Art Elbert-Sean McCarron, Fort Cal-Victor Hazzard-Laure Pined; Colorado Swinger-Pop-Fry-Rick Stabe & Valente-Jack Carraz.
6—HIGH CHARGER 3.00 2.80 2.20
4—PRIVATE INTERVIEW 2.40 2.20
1—LOWLUMBER 2.80
Off: 2:31 Time: :22.2 :45.3 :1:10 3/5, 1:33 4/5, 1:39 4/5, Track: Clear & Firm. Winner-b.c.4 Last Tycoon-Hi Bettina Tr-Robert Frankel Own-Abergwaun Farm, Mutuel Pool \$254,972.10. Double Pool \$18,342. Exacta Pool \$233,911. Quinella Pool \$34,947. Pick Three Pool \$59,889.

\$2 EXACTA (6-4) PAID \$10.20 \$2 DOUBLE (1/6) PAID \$10.40

\$3 PICK THREE (6/1/3/6) PAID \$27.30 \$2 QUINELLA (4-6) PAID \$4.80

7387—FIFTH RACE. 8 Furlongs. Purse \$12,000. 4-year-olds and up. Claiming price \$12,000-10,500.

Table with columns: Index, Horse and Jockey, Wt., PP, ST, 1/4, 1/2, 3/4, Str., Fin., To \$1. Includes entries for Megawing, M Pedrotta, Never Failed, R Douglas, etc.

Claimed — Never Failed-Art Elbert-Sean McCarron, Fort Cal-Victor Hazzard-Laure Pined; Colorado Swinger-Pop-Fry-Rick Stabe & Valente-Jack Carraz.
3—MEGAWING 28.80 13.80 8.40
6—NEVER FAILED 10.20 8.00
11—COLORADO SWINGER 4.80
Off: 3:01 Time: :22.1 :45.1 :57.1 :1:09 4/5, Track: Clear & Fast. Winner-obb.g.6 Wing Out-

\$2 EXACTA (3-8) PAID \$261.40 \$2 DOUBLE (6/3) PAID \$100.80

\$3 PICK THREE (1/3/8/3) PAID \$246.30 \$2 QUINELLA (3-8) PAID \$115.20

\$2 TRIFECTA (3-8-11) PAID \$1,802.40

7388—SIXTH RACE. 5 Furlongs. Purse \$31,500. Maiden fillies, 2-year-olds.

Table with columns: Index, Horse and Jockey, Wt., PP, ST, 1/4, 1/2, 3/4, Str., Fin., To \$1. Includes entries for Lady Tap, C Nakatan, Denza Price, L Pinczy Jr, etc.

Claimed — Desert Digger.
8—LADY TAP 5.80 4.80 3.00
4—DANZA PIRATA 34.40 13.80
3—MERRY KRIBOKE 2.80
Off: 3:31 Time: :22.45 :2 :58.2 Track: Clear & Fast. Winner-b.1.2 Pleasant Tap-Che-zeanna Tr-D Wayne Lukas Own-Mary V & William, H Lester, Mutuel Pool \$278,083.10. Double Pool \$18,376. Exacta Pool \$199,971. Quinella Pool \$32,132. Trifecta Pool \$235,553. Pick Three Pool \$78,896.

\$2 EXACTA (6-4) PAID \$238.80 \$2 DOUBLE (3/8) PAID \$111.40

\$3 PICK THREE (3/6/3/8) PAID \$430.20 \$2 QUINELLA (4-8) PAID \$142.00

\$2 TRIFECTA (6-4-3) PAID \$788.00

7389—SEVENTH RACE. 6 1/2 Furlongs. Purse \$31,500. Fillies, 3-year-olds. Claiming price \$48,000-35,000.

Table with columns: Index, Horse and Jockey, Wt., PP, ST, 1/4, 1/2, 3/4, Str., Fin., To \$1. Includes entries for Invictusdup, C Nakatan, Prize Possession, Delahoussay, etc.

Claimed — Invictusdup-Lanone Collier-James K Chapman.
6—INVICTUSDUP 2.80 2.20 2.10
5—PRIZE POSSESSION 3.20 2.40
2—TOASTOFTHECOAST 2.60
Off: 4:01 Time: :22.44 :4 :1:08 4/5, 1:18 3/5, Track: Clear & Fast. Winner-b.1.3 Unreal Zani-Kimco Lady Tr-Mike Mitchell Own-Lima Family Trust, Mutuel Pool \$208,389.40. Double Pool \$23,159. Exacta Pool \$186,877. Quinella Pool \$32,923. Trifecta Pool \$177,896. Pick Three Pool \$63,019.

\$2 EXACTA (6-6) PAID \$11.80 \$2 DOUBLE (6/8) PAID \$8.20

\$3 PICK THREE (3/6/1.6) PAID \$241.80 \$2 QUINELLA (5-6) PAID \$9.80

\$2 TRIFECTA (6-6-2) PAID \$48.80

7390—EIGHTH RACE. 1 1/16 Miles. Purse \$88,000. Allowance, 4-year-olds and up.

Table with columns: Index, Horse and Jockey, Wt., PP, ST, 1/4, 1/2, 3/4, Str., Fin., To \$1. Includes entries for Dramatic Gold, C Anley, Cleanite, Argi, A Sells, etc.

Claimed — Flying Marfa.
3—DRAMATIC GOLD 4.20 2.80 2.20
6—CLEANITE 5.40 3.20
4—FLYING MARFA 3.40
Off: 4:31 Time: :26.1 :47.2 :1:10 3/5, 1:35 2/5, 1:41 4/5, Track: Clear & Fast. Winner-b.g.5 Slew O'Gold-American Orans Tr-David Holmans Own-Golden Eagle Farm, Mutuel Pool \$271,800.50. Double Pool \$27,316. Exacta Pool \$263,879. Quinella Pool \$41,278. Pick Three Pool \$79,034.

\$2 EXACTA (3-8) PAID \$18.00 \$2 DOUBLE (6/3) PAID \$8.40

\$3 PICK THREE (6/1.6/3) PAID \$34.80 \$2 QUINELLA (3-8) PAID \$12.80

7391—NINTH RACE. 7 1/2 Furlongs. Purse \$18,000. Maiden Claiming, 3-year-olds and up, bred in California. Claiming price \$32,000-28,000.

Table with columns: Index, Horse and Jockey, Wt., PP, ST, 1/4, 1/2, 3/4, Str., Fin., To \$1. Includes entries for Ogata Be Good, R Douglas, Liberty Town, H Venkers, etc.

Claimed — Fantasy and Magic.
6—OGATA BE GOOD 3.80 2.40 2.10
6—LIBERTY TOWN 3.80 2.80
6—FANTASY AND MAGIC 2.80
Off: 5:01 Time: :22.2 :45.3 :1:10 2/5, 1:23 2/5, 1:29 3/5, Track: Clear & Fast. Winner-b.g.5 Flying Paster-Good Any Dry Tr-Grant Holmans Own-Anderson & Braun, Mutuel Pool \$203,674.70. Double Pool \$74,068. Exacta Pool \$185,026. Quinella Pool \$27,525. Superfecta Pool \$253,903. Pick Three Pool \$75,258.

\$2 EXACTA (6-6) PAID \$12.20 \$2 DOUBLE (3/8) PAID \$8.40

\$3 PICK THREE (1.6/3/8) PAID \$18.30 \$2 QUINELLA (6-6) PAID \$8.20

\$1 SUPERFECTA (6-6-6-4) PAID \$81.70

Pick Six winning numbers: 3,6/3/8/1,6/3/8. Pick Six pool \$178,135. 66 tickets win 6 winners paid \$1,508.00. 2118 tickets win 5 winners paid \$20.00.

\$1 Pick All numbers: 2,6/2,8/1,7/3,4,6/3,5/4,8/1,5,8/3,5/8. Pick All pool \$26,586. 66 tickets win 8 winners paid \$321.50.

M/D/N

M/D/N

M/D/N

Note: only one payoff worth a wager. This phenomenon is not unique to Hollywood Park. It crops up daily at all tracks, especially the major ones like Belmont Park where I could show you several similar days.

While there are many days at Hollywood (and all other tracks) where longer priced payoffs lead to bonanza profits – when a day like the above comes along it is psychologically unsettling. For those who can wager at *only* one track, it makes a good case for profiling the running tendencies of higher paying horses vs. that of the lower paying ones. It *especially* pin points a good reason to learn how to win Exactas, Trifectas, triples (pick three) and other exotics.

My objection is to the spurious technology that purports to give you, through false claims of neural-networking and artificial intelligence, plus automatically produced selections: win, place, show, exacta, trifecta, and other factors, you name 'em. None of them actually deal with the prime importance of *today's* Match Up! They are based solely on a mass kitchen sink data base using jockey-trainer-breeding-post position-weather-ESP-bias and the alleged “figures” produced by every “name” handicapping expert of the past two decades, along with anything else that might constitute a so-called racing statistic.

A lot of would-be handicappers are buying in to this kind of technology. They can press a button or two and get from these dubious sources an exact model/profile of how Gulfstream or wherever is supposedly running; hot jockeys and jockey trainer combination and other information ad nauseam. The problem is that the figures are not current, possibly mere guesswork, and therefore misleading. Happily, the user spends so much time internetting data that he (it's usually a he) seldom has time to bet. He's waiting for a bigger sample. Good thing. He'd probably lose anyway. We see evidence of this daily on Internet sources and the BRIS forum line.

Tom Ainslie was the first respected member of our fraternity who decried handicapping technocracy. His observation is that today's handicappers are less capable of cognitive thought about their avocation than those of the late sixties through about 1989. During those years he observed a renaissance in which handicappers, even “horseplayers,” chose to THINK AND WORK. They relied less and less on junk systems, touts and selections services and MORE on doing their own WORK and compilation of valid current data even though it might be computer aided.

To support Ainslie's - and our own - thesis, we have only to note the fact that in the early 90's, and more so *today*, the average mutuel of 1st and 2nd public choices has declined while the payoffs on horses less obvious to the technology reliant public has gone UP! Way UP! The reason is simple. The technocrats supplying the widely used data are all on the same mainstream wave length and their customers are responding like sheep being led to the low mutuel slaughter.

On this subject, here is a letter from a very bright lady from Canada.

Dear Doc, et al:

My subscription to "Follow Up" has hit the point of renewal, which explains the inclusion of an appropriate money order to extend my education into 1997.

Reading the last few issues, including current #57, the main focus now is a mechanical approach to handicapping. Computer and more Computer !! Our biological computer is being bypassedexcept for an occasional flash of "intuition".

I'm disappointed. I enjoy a mental challenge and look for articles that will sharpen handicapping capabilities - and will power.

Sartin Methodology is what put me on the right track (no pun intended) in the beginning of our association and built up my confidence to where I accept some losing races without doubting myself. Please - a few more articles for people like myself who do not have, or do not want, computers to do their thinking for them.

Incidentally, my two-horse bet for the Kentucky Derby was CAVONNIER as top choice, and the GRINDSTONE/EDITORS NOTE entry as back-up. A win/place bet on both paid \$24.50 (for an \$8. bet), and the exactor paid \$56.60

Best Wishes

Patricia M Dumond

And my answer:

My comment on the bottom of your letter is—Oh, if only MORE people felt (thought) this way. The subject matter of your letter has been addressed by me often and I'll do it again now.

The tragedy of over reliance on technological intervention is hurting more than helping. But, unfortunately, many "horseplayers" have fallen into the trap and if you don't give them technological mechanics they'll turn to a source that does; even to their own detriment.

Yours was the prevailing attitude among clients until about 1992. I do appreciate your comments on the matter and hope that you'll convey this reality to all you meet who may be deluded by mechanistic approaches and over reliance on their computer's capacity to access data from sources with questionable veracity.

If, in recent Follow Ups we have erred slightly toward a more mechanical approach, it is a grievous error caused by the utter frustration that comes from trying to teach people to think! When computer data access phone bills begin to exceed wagers, the user is in big trouble. I know a number of cases where this is true!

What those seeking huge data base information seem to forget is that we *have* a data base of over 28,000 races from virtually every track in North America. From this we were able to determine the viable variables that are universally predictive. Our seven vital factors are most clearly visible in Pace Launcher 3 and are responsible for its

unprecedented acceptance. The program is designed to accommodate and balance all racing circumstances, reducing them to a highly predictive and profitable Bottom Line - Betting Line that takes into consideration all running patterns and other viable variables.

This is where mass data is important and *this* is where we've applied it. The sad thing is many handicappers are more willing to accept data from dubious sources than information from their own research. We recently surveyed five successive days at Belmont Park in which wire-to-wire horses dominated the winner's circle. Yet, the on-line services said the track was favoring closers. On Saturday and Sunday of the following week, pressers, sustained and late horses were winning and paying big mutuels. The on-line services reported that the track had turned EARLY. If the users of these technocratic sources bet in accordance with such erroneous data, they would have lost virtually every race. With any luck, they were so busy accessing data that they didn't have time to make any wagers.

Between "The Hat" and ourselves we have offered you the means to create your own valid and current data. Serious perusal of Racing Form past performance and result chart data will tell you what's happening now, not last week, last month or last year. Handicapping is a **NOW** venture in which old data can be ruinous.

Here is a sample readout from our updated new Modeler/Profiler program from which you can both model your handicapping and Profile result charts and draw both current and meaningful comparisons. This version is superior and more extensive than the one we gave away in Baltimore. I'll use the one "Value" payoff from that low win mutuel day at Hollywood as the first example:

PACELINE DATA.

HOL 6-19-96 5 6 D

#	NAME	L	DIST	S	1stC	2ndC	3rdC	FnlC	BL1	BL2	BLS	BLF	SR	TV	ADJ	N
1	WIN	0	6.0	D	22.1	45.1	57.0	109.4	4.20	0.20	0.00	0.00	91	0	0.0	2
2	PLAC	0	6.0	D	22.1	45.1	57.0	109.4	5.20	0.30	1.50	1.00	90	0	0.0	2
3	SHOW	0	6.0	D	22.1	45.1	57.0	109.4	1.70	3.20	2.00	3.00	88	0	0.0	3

FPS AND ENERGY -- RAW

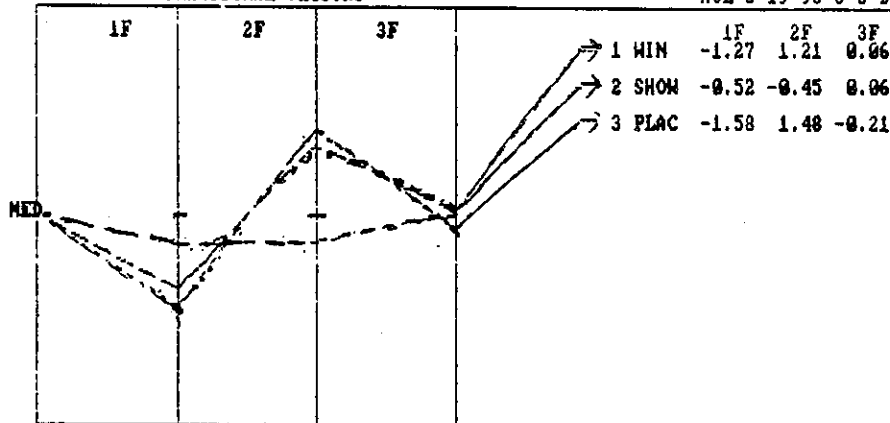
HOL 6-19-96 5 6 D

NAME	L	N	T	FPS					ENERGY					
				TOT	R	DEF	F1	F2	F3	SC	F1	F2	F3	MED-E
WIN	0	2		170.48	- 1		58.70	58.09	53.69	58.37	34.43	34.07	31.49	68.51
PLAC	0	2		170.31	- 2	0.17	58.52	58.24	53.54	58.35	34.36	34.20	31.44	68.56
SHOW	0	3		169.97	- 3	0.51	59.15	57.13	53.69	57.84	34.80	33.61	31.59	68.41

HI/LO Difference = .51 Average = 170.25

POR/POH CHAOS FRACTIONAL VECTORS

HOL 6-19-96 5 6 D



To avoid the criticism of "too many readouts," you'll have to accept the fact that, as of this writing, Hollywood Park winners and even in-the-money horses have been earning big third fraction numbers. When high paying wire-to-wire horses win, and they frequently have, they run with SUSTAINED 3rd fraction velocity and energy. When horses win from OFF-THE-PACE they do so with 3rd fractions that are comparable to those of the better paying wire-to-wire winners. Wire-to-wire winners with payoffs that show no value get away with SLOWER final fractions and, hence are true EARLY energy horses. This is true for almost all races except for Maiden Claimers.

With that in mind, let's look at the 7th race, same day, where the winner DID go wire to wire. It paid \$2.60. I call the horse #7 Wn and will show it with distances NON-equalized AND equalized to 6 furlongs.

PACELINE DATA

HOL 8-19-96 5 6 D

#	NAME	L	DIST	S	1stC	2ndC	3rdC	FnlC	BL1	BL2	BLS	BLF	SR	TV	ADJ	N
1	WIN	0	8.0	D	22.1	45.1	57.0	109.4	4.20	0.20	0.00	0.00	91	0	0.0	2
2	PLAC	0	8.0	D	22.1	45.1	57.0	109.4	5.20	0.30	1.50	1.00	90	0	0.0	2
3	SHOW	0	8.0	D	22.1	45.1	57.0	109.4	1.70	3.20	2.00	3.00	88	0	0.0	3
4	#7Wn	0	8.5	D	22.0	44.4	109.4	118.3	0.00	0.00	0.00	0.00	89	0	0.0	1

Equalize Distances 1=Yes 2=No
 (***) F1=Change Race F2=Pacelines F10=Menu (***)

PACELINE DATA

HOL 8-19-96 5 6 D

#	NAME	L	DIST	S	1stC	2ndC	3rdC	FnlC	BL1	BL2	BLS	BLF	SR	TV	ADJ	N
1	WIN	0	8.0	D	22.1	45.1	57.0	109.4	4.20	0.20	0.00	0.00	91	0	0.0	2
2	PLAC	0	8.0	D	22.1	45.1	57.0	109.4	5.20	0.30	1.50	1.00	90	0	0.0	2
3	SHOW	0	8.0	D	22.1	45.1	57.0	109.4	1.70	3.20	2.00	3.00	88	0	0.0	3
4	#7Wn	0	8.0	D	22.0	44.4	57.2	110.2	0.00	0.00	0.00	0.00	88	0	0.0	1

HOL 8-19-1996 RACE 5 DIST 6 SURF D PURSE \$12,000 EST
 Pace Launcher Late/Early Difference Graphic

NAME	L	N	RAW	LATE	EARLY	ADJUSTED	LATE	EARLY
WIN	0	2	6.6	█	█	6.6	█	█
PLAC	0	2	7.4	█	█	7.4	█	█
SHOW	0	3	3.6	█	█	3.6	█	█
#7Wn	0	1	14.8	█	█	14.8	█	█

Early-Sustained BOTH/AND Difference Graphic

HOL 6-19-96 5 6 D

NAME	L	N	%EARLY	%SUST
WIN	0	2	53.6	46.4
PLAC	0	2	54.1	45.9
SHOW	0	3	52.8	48.8
#7Wn	0	1	57.8	42.2

FPS AND ENERGY

HOL 8-19-96 7 6.5 D
 ENERGY

NAME	L	N	T	TOT	R	DEF	F1	F2	F3	SC	F1	F2	F3	MED-E
R#7w	1	1		169.78	-	1	60.00	57.89	51.89	58.93	35.34	34.10	30.56	69.44

The bottom line here is seen in the 3rd fraction velocity of #7 Wn at 6.5 furlongs or equalized to 6 furlongs is below the minimum of the higher priced winners that I've charted daily since the meet began. The corollary readouts show too much Early-Late Difference and too much BOTH/AND Early. If you know the patterns and the energy distribution of higher priced winners and the lower paying ones, you can avoid the "no value" races and focus on longer prices.


As one brilliant stock market analyst told me recently, this is the pari-mutuel fund equivalent of Buying Low and Selling High. Virtually every fund offered by the average stock market hustler employs the more popular philosophy of Buying High, then after panic sets in, SELLING LOW!

I have yet to meet a consistent winner who relied on anyone other than themselves. They do their own work and make decisions based on their efforts, not the questionable data from technological services.

I must insert here the fact that no instruction manual written by anyone on any subject has ever been able to cover every contingency. This is especially true of computer and software manuals. I know that all of you are aware of this from the hundreds of calls to "The Hat" and Shane about using DOS. Those relying solely on instruction manuals and not their own cognition are in, as Jim says, "A world of hurt." Manuals are the springboards to cognition. Even Moses only handed down TEN commandments.

Downloading past performance chart information is an advance we can applaud because we can check the accuracy of the source. Most of the other data available is so much garbage that can stink up your handicapping and land you on the same choices as the mob.

Nobody knows this better than Tom Ainslie. He has expressed fear that today's crop of handicappers may turn into technocratic automatons, losing the power to think and judge for themselves. We see the possible eventuating of his fears more and more each day. Handicappers have always been among those with the most fragile egos, depending on perfect strangers for answers to the eternal question: "Who do you like?" The overuse of opportunistic technological services is just an electronic extension of that question.



Our history of offering help through phone calls or letters to Charter and Teaching members has been a long one. It began on the altruistic premise that helping you was the best way to sharpen the teacher's own ability. Their help was freely given because they wanted, in their words, "to give something back," to help others in return for my helping them. Some even became "famous" as big frogs in the small pond of handicapping as a result. As teachers they received free computer programs, written material, seminars and, for those willing to accept it, travel, food, beverage and lodging

expenses. Some even got paid a fee based on their level of contribution. You'd be surprised how few teachers would accept *anything* in the early years. Bob Purdy being a prime example. However, Methodology clients and even casual users frequently abused or misused the generosity of teachers and didn't follow our stated prescription for receiving help.

Here is a letter from a former Teaching Member that synthesizes the situation. The writer shall remain anonymous but his sentiments eloquently expresses the feelings of most of the others.

Dear Howard and Shane;

Thought I would drop you a short note along with my check for the Pace Launcher III program.

I continue to invest daily at the Satellite off-track which is directly across the
street from my office here in Several years ago I relocated my office so as
to be close to the facility and it is very convenient to be only 5 minutes away.

I still use the Quad Rater program Howard sent me several years ago as my main software assistant. Works great and is simple. Last year I upgraded to the installable version. In the last issue of the Follow-up the concept of a corollary finally struck a nerve with me. Not that you haven't written and talked about it before!! When you talked about the need for a supporting corollary before you make a significant wager, I realized that I also could use the support of a confirming corollary in that circumstance. Hence my request for the Pace Launcher III program.

As far as my status as a "Teaching Member", I want you both to know that I never have deserted the concepts developed by Howard. However, after two years of telephone calls with your clients, countless encounters at the Track and my office, I realized that most clients only really want someone to talk to about their shortcomings, but never really want or can do the work necessary to become a winner. No doubt you already know this. Frankly, I prefer anonymity to that of a "Teaching" member. When at the races I prefer to be by myself. It's more profitable.

I continue to subscribe to the Follow-up, (I've never let my subscription lapse as an original subscriber) and I'm proud to be associated with your group. I still read my collection of old Follow-ups. Hopefully this Summer I can find the time to attend the next seminar.

Hope this letter finds all of you and your families in good health.

Highest regards,

D

Glen Connolly, last of the Methodology purists outside this office, is the latest victim of exhaustion from answering anywhere from 8 to 20 calls daily. Many of them are from persons many of whom are not Follow-Up subscribers and thus not true clients but who take up his time whining and spreading erroneous gossip instead of asking pertinent questions. As Glen's close friends describe him- "He's just too kind." So, Glen will henceforth only take calls at his own option.

I've been at Bradshaw's house when calls came between 8 and 10 AT NIGHT. Glen has had similar experiences. We had to discontinue our "Hat" line because Jim's time is spent helping people with download questions, most of whom never read the DOS manual that came with their computer. That's NOT a criticism. I never read mine either.

I anticipated teacher entropy a long time ago. This was the principle reason for starting the Follow Up: to give all clients a bi-monthly update and refresher course. Then we began Shane's Hot Line. It has been a Godsend both to clients and ourselves. Throughout history all good teachers find individual paths of implementing ANY procedure. As our teachers became more proficient and experienced, they began to deviate from some of the very basics that were so essential to their initial learning process. Gradually it became a matter of "How I do it." Many of them became like Frank Sinatra, doing it "Their Way," forgetting that most clients hadn't reached a stage of confidence or proficiency where such improvisation might help them instead of hurting them, often beyond redemption.

Many of you are unaware or don't recall our publishing the fact that Phil Gowens has, for many months been taking care of his father, who he kept alive by his attentive devotion and expensive hospitalization. I trust that all will have the decency NOT to bother Phil until this great personal burden has been resolved. He has moved to Las Vegas and will be up and ready in October when we hold our Fall Vegas Seminar. Phil is quite literate. He's read and agrees with Mark Twain's famous line that ends with, "That's the difference between dogs and humans." He will be only too happy to help clients when his burden is lifted.

With the exhaustion of Glen Connolly, the last of the purists driven by desire to help instead of personal ego gratification; and with "The Hat's" need to assist downloaders, we can no longer be responsible for the accuracy of answers coming from ANY source other than from willing Teaching Members or letters/calls to or from the office and material in the Follow Up.

Because our own "Hot Line" has been such a boon for clients and since we offer only the "true gen," we've expanded the hours so that more clients can participate. Call weekdays between 10 AM and noon. We ask that you do not try reaching us for consultation between 1 and 3 PM on the O. Henry House business line (909) 845-5907. These are information hours. Our Hot Line will be open for serious questions again from 3:10 til 4:15 PM on weekdays. Allow for holidays, vacations, illness or dental/doctor appointments.

Please remember:

We are on Pacific Time. When it's 10 AM on the east coast it is 7 AM here. Both Shane and I are available by appointment if the above times are inconvenient.

When your questions involve computers or programs, have **your computer on.** As always, we ask that you confine yourself to **ONE** serious question per call. This is why. From the era of William James and Dewey through the present, it has been an acknowledged fact that the human response system is capable of thoroughly digesting and assimilating only one piece of extended information at a time. If you ask three (or more) questions, it is quite likely that your mind will not meaningfully grasp the answer to the first. In most cases the second question will be received with maximum cognition. The thought processes involved will cause the answer to a third (or later) question to be mentally distorted and amorphous.

When your questions are succinct and pinpoint explicit, the above applies less. We will willingly answer more than one of these kinds of questions. It would be a good idea to write them out in advance.

Shane's Technical Support Line: ~ 909-845-1728

Monday through Friday from 10 AM to NOON and again from 3:10 PM to 4:15 Pacific Time.

Another Valuable Handicapping Lesson from Deepak Chopra

When the now eminently famous Deepak Chopra wrote Quantum Healing in 1992, I said it was the best book ever written to bring you handicapping success. Of course, it was not a handicapping how-to book per se. Here is another valuable handicapping lesson from Deepak. It's worth more than all the lessons written in any handicapping work of the past five years.

↓

Lesson 12

↑

Wisdom is alive and therefore always unpredictable.

*Order is another face of chaos,
chaos is another face of order.*

The uncertainty you feel inside is the doorway to wisdom.

*Insecurity will always be with the quester—
he continues to stumble but never falls.*

*Human order is made of rules. The wizard's order
has no rules—it flows with the nature of life.*

Guest Writer - Vern Williams of California

As I stated in Publisher's Desk, the majority of our guest writers are, in fact, successful handicappers whose focus is on *doing* rather than writing about what they do. Our first guest writer, this issue is Vern Williams of California. The text of his article, in the form of a letter, is brief. To support his text he sent reams of readouts for a full day at his track, Hollywood Park. Here is what he wrote as a preface to those readouts:

"Attached are races using Pace Launcher 3 for Hollywood Park, 5/30/96. First, I must admit that I was not there that day, something I deeply regret. I did however work the races before knowing the results."*

This summary certainly shows that the Sartin Methodology doesn't just pick winners, it also picks *value*! A Sartin client *can* win the Pick 3, Pick Six and Pick 9. — (here he names a competitor whose identity we'll omit to protect the guilty)— Clients CANNOT. If they're looking for their VALUE on front-end prices, how can they ever win the big pools? Most of their races were easy to get through BOTTOM LINE - BETTING LINE as my readouts will show you. Here's my summary along with their BL-BL Rankings:

RACE #	BL/BL RANKING	EXACTA	DAILY DBL	PICK 3	TRIFECTA
1 - \$ 5.40	1 - 2	\$ 11.80		N/A	N/A*
2 - \$ 6.40	1 - 2		\$ 25.80	N/A	N/A
3 - \$ 4.80	1 - 3	\$ 52.60		\$ 116.70	N/A
4 - \$25.40	1 - 2	\$ 91.80	\$118.80	\$ 660.30	\$ 294.60
5 - \$10.80	2 - 1	\$159.20		\$ 1474.20	\$ 940.00
6 - \$48.40	1 - 3	OUT		\$25907.10	\$ 2137.40
7 - \$ 4.20	1 - 4	-		\$ 1505.40	\$84.80
8 - \$12.00	1 - 3	-		\$21264.90	N/A
9 - \$ 5.00	2 - 4	-		\$ 147.90	N/A

At the track *no one* had 9 wins. At the track *no one* had 6 wins for the Pick 6. The pick 9 pool was \$23,900. The Pick Six pool was \$156,369. He continues with some personal matters explaining the circumstances that keep him from going to the track regularly.

* You would have to know Vern as well as we and all his friends know him. He is a stickler for truth and never engages in hyperbole. He could just as easily have said he was there and no one would know the difference. But he chose fact over fantasy. A rare quality.

Even as you don't know whether or not you would have fully capitalized on the Pick 3 Pick 6, Pick 9 and Trifecta opportunities on such a day, neither does Vern and neither do Shane nor I. Often we have faced similar opportunities but did not wager on them all. Like Vern, we regretted it after we saw how much we *would* have made had we fully bet on all options projected from our readouts. This is something all of us repeatedly fail to do. However, on a day like this, merely capitalizing on a few of the options open to us, we would have produced a lot of profit.

The most important lesson to be learned from Vern's summary is don't completely pass on races where the projected winner will bring a low payoff. The Exacta in these kinds of races often make them worthwhile. Certainly his Pick Three wagers were profitable. A pick three is the same as a three race win parlay, but pays more. Vern certainly makes a case for learning how to get the Place and Show horses.

As a matter of pride on my part for developing Bottom Line - Betting Line is the fact that in 4 of Vern's wins, the *top two* combination won. In 7 races the **number one** ranked choice won. In two races the **number two** ranked horse won. In two races he had to go 3 deep for his 2nd VALUE choice and in two races he went four deep for his second choice. All four of his Exactas came from boxing his 1-2-3 choices.

This summary also points out what Jim "The Hat" has said many times. He can now wager on Hollywood Park, along with three other tracks, from an off-site center in Tulsa. The "Hat" agrees that in *today's* racing, with a bevy of lower mutuels at major tracks, one must work *all* the races in order to find the one or two each day that produce worthwhile mutuels; *and* one needs to know the *current*, not last week's Match Up realities to "get" these higher paying races.

Since Vern sent detailed readouts for all of these races, going to the trouble of installing a new ribbon in his printer, I feel he's earned the right to have one full readout published, despite the fact that we've been justifiably criticized for printing too many readouts.

Here is the 4th Race. It paid \$48.40. The Exacta was \$91.80. I've included Vern's notations about the Percent Median and Early from his penciled comments.

HOL 05-30-1996 RACE 4 DIST 7 SURF D PURSE \$39,000 Addds Race

PACELINE DATA ENTRY

#	NAME	L	DIST	S	1stC	2ndC	3rdC	FnlC	BL1	BL2	BLS	BLF	SR	TV	T/S	N	T
1	BEAMI	1	6.5	D	21.4	43.3	108.3	115.2	0.50	4.00	2.00	1.75	90	12	-3.0		
2	STREE	3	6.5	D	21.2	44.2	110.1	116.4	6.00	5.50	5.00	0.00	86	14	-2.0		
3	LET'S	3	6.5	D	21.0	43.4	110.0	116.3	11.00	7.00	3.00	0.00	87	13	-2.0		
4	ROSED	1	6.5	D	21.4	43.3	108.3	115.2	0.75	0.13	2.00	3.25	89	12	-3.0		
5	BAH B	2	6.0	D	21.4	44.1	56.3	109.2	6.50	8.50	6.00	3.00	89	11	-1.0		

Equalize Distances 1=Yes 2=No

[*** F1=Change Race F2=Pacelines F10=Menu ***]

PACELINE DATA

HOL 5-30-96 4 7 D

#	NAME	L	DIST	S	1stC	2ndC	3rdC	FnlC	BL1	BL2	BLS	BLF	SR	TV	ADJ	N	T
1	BEAMI	1	7.0	D	22.0	43.4	108.4	121.4	0.50	4.00	2.00	1.75	94	12	-5.0		
2	STREE	3	7.0	D	21.3	44.3	110.2	123.1	6.00	5.50	5.00	0.00	89	14	-3.0		
3	LET'S	3	7.0	D	21.1	44.0	110.1	123.0	11.00	7.00	3.00	0.00	90	13	-3.5		
4	ROSED	1	7.0	D	22.0	43.4	108.4	121.4	0.75	0.13	2.00	3.25	93	12	-5.0		
5	BAH B	2	7.0	D	22.0	44.2	109.1	122.0	6.50	8.50	6.00	3.00	92	11	-3.5		

NAME	L	DIST	S	AVE	TV	ADJ	T&S	MAN	NET	ATM
BEAMI	1	6.5	D	17	12	-2.0	-3		-5.0	
STREE	3	6.5	D	17	14	-1.0	-2		-3.0	
LET'S	3	6.5	D	17	13	-1.5	-2		-3.5	
ROSED	1	6.5	D	17	12	-2.0	-3		-5.0	
BAH B	2	6.0	D	17	11	-2.5	-1		-3.5	

ENERGY GENERATOR

HOL 5-30-96 4 7 D

#	NAME	L	N	T	Total	R	DEF	Hid	R	Fx	R	%Med	Lex	3rd	R	ESP
1	BEAMI	1			172.28	1		65.23	2	65.23	4	69.55	32.18	30.45	3	E/P
2	STREE	3			169.63	5	2.65	64.63	5	66.12	1	69.26	32.30	30.74	2	E/P
3	LET'S	3			170.63	4	1.65	64.73	4	65.66	3	69.62	32.15	30.38	4	EAR
4	ROSED	1			172.14	2	0.14	65.22	3	64.76	5	70.02	31.99	29.98	5	EAR
5	BAH B	2			170.93	3	1.35	65.59	1	65.73	2	68.68	32.53	31.32	1	E/P

HI/LO Difference = 2.65 Average = 171.12

FPS AND ENERGY RAW

FPS

-><-

HOL 5-30-96 4 7 D ENERGY

NAME	L	N	T	TOT	R	DEF	F1	F2	F3	SC	F1	F2	F3	MED-E
BEAMI	1			172.28	1		59.91	59.91	52.46	59.54	34.77	34.77	30.45	69.55
STREE	3			169.63	5	2.65	60.00	57.48	52.15	58.21	35.37	33.88	30.74	69.26
LET'S	3			170.63	4	1.65	60.19	58.60	51.85	58.73	35.27	34.34	30.38	69.62
ROSED	1			172.14	2	0.14	59.86	60.66	51.61	60.25	34.78	35.24	29.98	70.02
BAH B	2			170.93	3	1.35	58.82	58.57	53.54	57.93	34.41	34.27	31.32	68.68

Med. Win Profile
69-70.0

FAV

2 FAV

HI/LO Difference = 2.65 Average = 171.12

Pace Match Up Graphic

HOL 5-30-96 4 7 D

	N	T	IC R	SC R	FT R L
PACE			21.93	43.82	122.18
BEAMI (1)			22.03- 3	44.34- 2	122.11- 1 W
STREE (2)			22.00-(2) SH.	45.36- 4	123.20- 5 S
LET'S (3)			21.93- 1 4th	44.95- 3	123.00- 4 *
ROSED (4)			22.05- 3	43.82- 1	122.38- 2 P
BAH B (5)			22.44- 4 *	45.57- 5 *	122.54- 3

HOL 05-30-1996 RACE 4 DIST 7 SURF D PURSE \$39,000 Addds Natl.
Pace Launcher Late/Early Difference Graphic

NAME	L	N	RAW	LATE	EARLY	ADJUSTED	LATE	EARLY
BEAMI	1		9.8			8.3		
STREE	3		4.0			3.1		
LET'S	3		6.0			4.9	X	
ROSED	1		19.0			17.5		
BAH B	2		-3.0			-4.1	X	

- DELETE
Per ABOVE

- DELETE
Per ABOVE

Early-Sustained BOTH/AND Difference Graphic

HOL 5-30-96 4 7 D

NAME	L	N	%EARLY	%SUST
BEAMI	1		X55.3	44.7
STREE	3		52.2	47.8
LET'S	3		53.3	46.7
ROSED	1		X60.3	39.7
BAH B	2		48.4	51.6

CURRENT
WIN
E.P. Profile
55-59
Place
59-60.5

	BOTTOM LINE	BETTING LINE
1	BEAMI 19.0	EVEN W
2	ROSED 15.5	2-1 PL.
3	BAH B 14.5	2-1
4	LET'S 14.0	2-1
5	STREE 7.0	7-1 S

FOURTH RACE
Hollywood
MAY 30, 1996

7 FURLONGS. (120#) CLAIMING. Purse \$30,000. Fillies, 3-year-olds. Weight, 121 lbs. Non-winners of two races since April 15, allowed 3 lbs. A race since then, 5 lbs. Claiming price \$60,000, for each \$2,500 to \$40,000, allowed 2 lbs. (Maiden or races when entered for \$40,000 or less not considered.)

Value of Race: \$30,000 Winner \$21,450; second \$7,500; third \$5,000; fourth \$2,025; fifth \$875. Mutuel Pool \$242,732.88 Exacta Pool \$184,381.00 Trifecta Pool \$163,188.00 Quinella Pool \$27,236.00

Last Raced	Horse	M/Eq	L	A	Wt	PP	St	1/4	1/2	Str	Fin	Jockey	Cl'g Pr	Odds \$1
4May96 1stUp3	Beaming Year	LB	3	115	2	3		11	11	11 1/2	13 1/2	Pedroza M A	50000	11.70
4May96 1stUp4	Rosedale	LB	3	115	4	1		22 1/2	22 1/2	21	21 1/2	Solis A	50000	4.70
3May96 4Hol4	Streets of Rio	B	3	115	1	7		41	31	33 1/2	33	Blanc B	50000	1.30
17May96 2Hol4	Let's Drink Brunch	LB	3	115	7	4		8 1/2	8 1/2	48	41	Berrio O A	50000	5.30
9May96 5Hol3	Bah Bye	LB	3	115	6	5		5 1/2	5 1/2	5 1/2	5 1/2	McCarron C J	50000	2.20
4May96 3Hol4	One Stop	LBb	3	115	5	2		7	7	7	6 1/2	Garcia M S	50000	121.00
12May96 6Hol6	Foursacharm	LB	3	115	3	6		31	42	51	7	Douglas R R	50000	24.80

OFF AT 2:31 Start Good For All But STREETS OF RIO. Won driving. Time, :22 1/2, :45 1/2, 1:09 1/2, 1:22 Track fast.

\$2 Mutuel Prices:
 2-BEAMING YEAR 25.40 10.60
 5-ROSDALE 6.60 3.60
 1-STREETS OF RIO 2.90

\$2 EXACTA 2-5 PAID \$81.60 \$2 TRIFECTA 2-5-1 PAID \$294.60 \$2 QUINELLA 2-5 PAID \$40.00

\$3 Pick Three (1-3-2) Paid \$660.30; Pick Three Pool \$48,551.
 \$2 Daily Double (3-2) Paid \$118.80; Daily Double Pool \$17,573.

NOTE: As you can see, Vern downloads using AODDS. He never went back more than three races for his pace lines. He did go back three on two entrants of the five qualifiers.

I've heard some experts who say to *never consider a Turf Paradise horse shipping to a major track*. That, like so many other 'expert maxims' is yesterday's news. The two Turf Paradise horses each got a minus five Auto Adjust and still came in. Quite a few of these Turf Paradise horses have won at Hollywood Park this meet, paying box car mutuels.

Look at the F-P-S Energy chart and note the strong turn times and good 3rd Fractions (Hidden Energy) of the TuP horses. A lot of people think TuP is an early track because it's so fast. It is *not!* It demands strong 2nd Fraction Energy carried to the wire.

Vern's strong point lies in believing his readouts - especially BL-BL, and keeping a Win-Place-Show Model/Profile.

I'll wind this up with a look at this Engen and notes from Race #5 on the turf, where he throws out the too early horses and gets the \$10.80 winner.

ENERGY GENERATOR -- RAW

HOL 5-30-96 6 7.5 D

#	NAME	L	N	T	Total R	DEF	Hid R	Fx R	XMed	Lex	3rd R	ESP	
P	1	ATHEN	1		165.86-3	1.06	65.09-3	65.99-4	68.92	32.43	31.08-3	E/P	Counter-Energy PL.
S	2	PRETT	1		166.92-1		65.10-2	66.33-2	68.57	32.57	31.43-2	E/P	Suspiciously Early
	3	ATABA	3		166.82-2	0.10	64.22-4	66.75-1	69.02	32.39	30.98-4	E/P	for the Turf
W	4	COMEX	2		165.83-4	1.09	65.25-1	66.27-3	68.48	32.61	31.52-1	PRE	W Best W per my percent E & MED Trf.

HI/LO Difference = 1.09 Average = 166.36

ADJUSTED

BOTTOM BETTINGS

LINE LINE

LS ODDS

W1 COMEX 24.5 EVEN-~~3~~ 48.10

S2 PRETT 18.0 EVEN-~~4~~ 4.00

Hid-3 ATABA 15.0 2-1 NO-TOO EARLY

W4 ATHEN 9.0 5-1 PL-7.00

SIXTH RACE
Hollywood
MAY 30, 1996

7 1/2 FURLONGS. (120#) MAIDEN CLAIMING. Purse \$18,000. Fillies and mares, 3-year-olds and upward, bred in California. Weights 3-year-olds, 115 lbs. Older, 122 lbs. Claiming price \$32,000, if for \$28,000, allowed 2 lbs.

Value of Race: \$18,000 Winner \$3,600; second \$1,800; third \$2,700; fourth \$1,350; fifth \$400. Mutuel Pool \$275,175.00 Exacta Pool \$282,963.00 Trifecta Pool \$285,428.00 Quinella Pool \$31,406.00

Last Raced	Horse	M/Eqt.	A.Wt	PP	St	%	1/2	Str	Fin	Jockey	C/g Pr	Odds \$1
8May96 #Hol3	Come Home Lady	LB	3	110	11	7	62	5th	1 1/2	Ventura H	32000	23.28
13May96 #Hol2	Athens Belle	LB	3	115	1	6	51	2 1/2	3 1/2	Solis A	32000	5.80
10May96 #Hol3	Pretty Louise	LBb	4	122	10	1	31	6 1/2	2nd 3 1/2	Garcia M S	32000	4.90
9May96 #Hol4	Goldygoestothebank	LBb	3	115	8	4	2nd	4th	4 1/2	McCarron C J	32000	0.80
13May96 #Hol8	Land of Wheat	LBb	3	115	9	2	7 1/2	7 1/2	6 1/2	Espinoza V	32000	90.80
10May96 #Hol5	Hit The Deck	B	3	115	3	11	10 1/2	9 1/2	6th	Berrio O A	32000	15.40
17Apr96 #SA4	Tangerine Candi	LBb	3	115	6	3	1 1/2	1st	5th 7 1/2	Toscano P R	32000	59.70
8May96 #Hol4	Alababy	LBb	3	113	7	5	4 1/2	3 1/2	7th 8 1/2	Blanc B	28000	12.40
18May96 #Hol3	Vito's Rose	LB	4	120	4	8	8 1/2	8 1/2	9 1/2	Pincay L Jr	28000	10.20
8May96 #Hol9	Irish Pride	Bb	3	113	5	9	9 1/2	10 1/2	10 1/2	Scott J M	28000	85.80
11Apr96 #SA5	Lady Anton	LBb	5	122	2	10	11	11	11	Valenzuela F H	32000	80.90

OFF AT 3:35 Start Good. Won driving. Time, :22 1/4, :45 1/4, 1:11, 1:23 1/4, 1:30 1/2 Track fast.

\$2 Mutuel Prices: 12-COME HOME LADY 48.40 13.40 7.00
 1-ATHENS BELLE 7.00 4.90 4.60
 11-PRETTY LOUISE
 \$2 EXACTA 12-1 PAID \$364.00 \$2 TRIFECTA 12-1-11 PAID \$2,137.40
 \$2 QUINELLA 1-12 PAID \$142.00

Guest Writer - Dean Millward of Canada

I just love Pace Launcher 3. I can't wait to use it at Hastings Park up here in Vancouver, B.C. I can put in as many contenders as I want, each with several lines. I press B for Bottom Line-Betting Line and it tells me which contenders and lines to immediately hide. It leaves no doubt as to the basic qualifiers and pace lines. Here is a slew of races from Santa Anita and Golden Gate from April '96. I play these tracks via satellite up here. ALL your California tracks pay higher mutuels in our separate Canadian pool than they do in California. Guess we're just not as sophisticated as you Californians.

I'll clarify Dean's use of multiple contenders and pacelines. His technique is one we recommended several years ago for use in Thoromation and/or Synergetic Match-Up. **First**, like Vern Williams, he downloads from BRIS using AODDS. He determines who the TOP 2 Favorites will be from either the Morning Line or from his own experience in knowing WHAT factors in a horse's PP'S the experts and the public employ to create favorites. He enters those lines to get an idea of TODAY'S Matchup. If he has any doubts about using AODDS' suggested paceline OR the best of the last three, comparable distance and surface, he'll enter a second and/or third best line to find out which one has the best chance of overcoming the favorites in *today's* matchup.

Having done this he runs them through Bottom Line-Betting Line to see which horses from which lines have the best chance. He uses the top five from the line calculated to be BEST in today's matchup.

Then he runs the race through the COMPOSITE, the EARLY-LATE Difference and the BOTH-AND graphs. From His Model/Profile he knows what FACTORS in the COMPOSITES are Winning and coming in-the-money at any track he works. NEXT, he circles these factors as he did in this race. On his Model/Profile, EPR and FW were the most predictive, so he circles them. Again, from his Model/Profile, he knows the Early Late Difference and Percent Early or Late he wants for his in-the-money horses. At this point in time, WIN and PLACE both ran in the 55-57 percent Early range. Show was also EARLY but LESS early. Late was doing NOTHING. So he eliminated the two late horses and reduced the field to three.

Unfortunately there was no trifecta in this race. So he had the \$140.20 Exacta boxing his top 3. And, of course, he had an across the board bet on the \$26 winner because on his Bottom Line it was listed at 2-1. Going off at 11 to 1 made it a VALUE bet overlay.

Dean is seldom in doubt. When he is, this is the procedure he uses. It's simple, fast and effective. **TRY IT**, you'll like it.

We haven't been to the San Francisco Bay Area for a while. Let's go there now by way of Satellite:

Pace Launcher III Composite -- ADJUSTED

LIKE VERN,
NO MORE THAN
3 LINES BACK

#	NAME	L	N	T	EPR	LPR	CPR	TT	HID	FW	FX	LS	RANK
1	SAHAR	3			(3)	3	2	1	2	(3)	5	19	2
2	BARSY	1			(5)	2	5	3	3	(5)	4	27	4
3	KATE'	1			(2)	5	4	5	5	(2)	1	24	3
4	GRANG	2			(1)	4	1	4	4	(1)	2	17	1
5	MILAD	1			(4)	1	3	2	1	(4)	3	18	2

5
-
2
-
3

GC 04-05-1996 RACE 1 DIST 6 SURF D PURSE \$10,000 Odds Race
Pace Launcher Late/Early Difference Graphic

NAME	L	N	RAU	LATE	EARLY	ADJUSTED	LATE	EARLY
SAHAR	3		6.8			5.2		S
BARSY	1		-3.0			-2.9		
KATE'	1		12.8			11.3		P
GRANG	2		12.1			11.5		W
MILAD	1		-0.5			-0.3		

Early-Sustained BOTH/AND Difference Graphic -- ADJUSTED

GC 4-5-96 1 6 D

NAME	L	N	%EARLY	%SUST
SAHAR	3		53.0	47.0
BARSY	1		48.3	51.7
KATE'	1		56.6	43.4
GRANG	2		56.6	43.4
MILAD	1		49.8	50.2

ADJUSTED

	BOTTOM LINE	BETTING LINE	ODDS
1 GRANG	16.5	2-1	W \$26.00
2 MILAD	16.0	2-1	
3 SAHAR	15.5	2-1	S \$3.40
4 KATE'	10.5	9-2	P \$6.20
5 BARSY	8.0	6-1	EX \$140.20

BRI354 GBX043 04/05/96 15:12 04/05/96 16:13

GBX043 ONE

OFFS

1ST GBX OK APRIL 5, 1996 OFF 12:46 TIME 1:10 4/5

CLEAR TRACK: EAST

4 GRANGER GAL-116 MERCADO P 26.00 9.80 6.40

3 KATE'S PENNY 117 HUMMEL C R 6.20 4.20

1 SAHARA STORM 116 DELGADILLO A 3.40

SCRATCHED: QUIFAX

\$2 EXACTA 4-3 PAID \$140.20

\$2 QUINELLA 3-4 PAID \$54.80

NEXT POST 1:15

Once again...

from the top

by Doc Sartin



A Special Series of
Articles for Beginners and a
Refresher Course for those in need



Giving Preponderance of Evidence Back to the Lawyers...

We still hear from Follow Up subscribers who think that the legal term, "Preponderance of Evidence" has some meaning in building a data base for more successful modeling and handicapping. My attorney, who is also a handicapper, says most emphatically that our past use of the term was not applicable, either to modeling, handicapping OR the law.

If at age 38 one is accused of a felony in January and goes to trial in March, only the evidence pointing to guilt or innocence gathered at the time of the crime has any weight. The actions of the accused from birth until the alleged commission of the crime is not admissible. Preponderance of Evidence applies only to such evidence pointing to either guilt or innocence that was concurrent within the time frame of the alleged felony. In handicapping the only Model/Profile evidence that *should* be admissible must also be *concurrent* within the limited parameters of what's true now!

Years ago I was, along with Tom Brohamer, Spencer Toner and others, a flagrantly guilty proponent of modeling a limited number of variables by rank and/or numerical value. Our guilt was hidden by the fact that in the 1980's this kind of Model/Profiling was producing positive results because it seemed to be effective. Yet even then, Brohamer and I warned everyone to keep a current model. Client perception of 'current' varied widely: many clients and Methodology boosters thought that ONE model would be forever effective on a given circuit. In southern California their biggest surprise came

when horses moved from Santa Anita to Hollywood to Del Mar; in the Midwest, from Sportsman's to Arlington to Hawthorne. In New York, from Aqueduct to Belmont to Saratoga.

With the arrival of the 1990's both the Modeling Concept and the Variables that could best be predicted through modeling drastically changed. In the past I've cited several reasons for this. But the reasons count for less than the fact that the change became apparent. In his book *Beyer On Speed*, Andy's chief criticism of us was our use of a model that only considered EP, SP and AP or Factor W. Of course, by the time his book was published in 1993, I had *changed* the formulae and the number of variables best suited for Modeling and Profiling.

This is the problem with hardcover books: once an author embraces a concept or procedure he feels the need to ride that hobby horse forever, or at least until his next book and usually not even then. Personally I will change at the drop of reality's fickle hat. Perhaps the tendency of mainstream authors to cling tenaciously to obsolescence is the reason why Dick Mitchell, et al, keeps on writing that Turn Time is Ability Time, citing Brohamer's book as the proof, even though Brohamer *never* said that. Thus we get a domino effect. One handicapping author misquotes another then a third, and in this case fourth author, Steve Davidowitz, refutes the concept of the guy who inspired the first author. Five rows of dominoes falling in a heap because of a single author-domino error.

In case it's of any interest to you, the phrase "Turn Time" is neither Brohamer's nor mine. It was coined by the late Sam Sedgwick as a euphemism for my term "Hidden Fraction." That's fraction #2, which to much of the handicapping public is still HIDDEN. In my first three years of doing seminars, attendees argued that there was NO DIFFERENCE between 2nd FRACTION and 2nd CALL. In the early eighties, very few bothered to subtract the first fraction from the 2nd Call, adjust for lengths beaten or gained, and determine 2nd FRACTION velocity. Thus a computer readout that included 2nd fraction velocity was a valuable tool that only WE had until the copycats detected it.

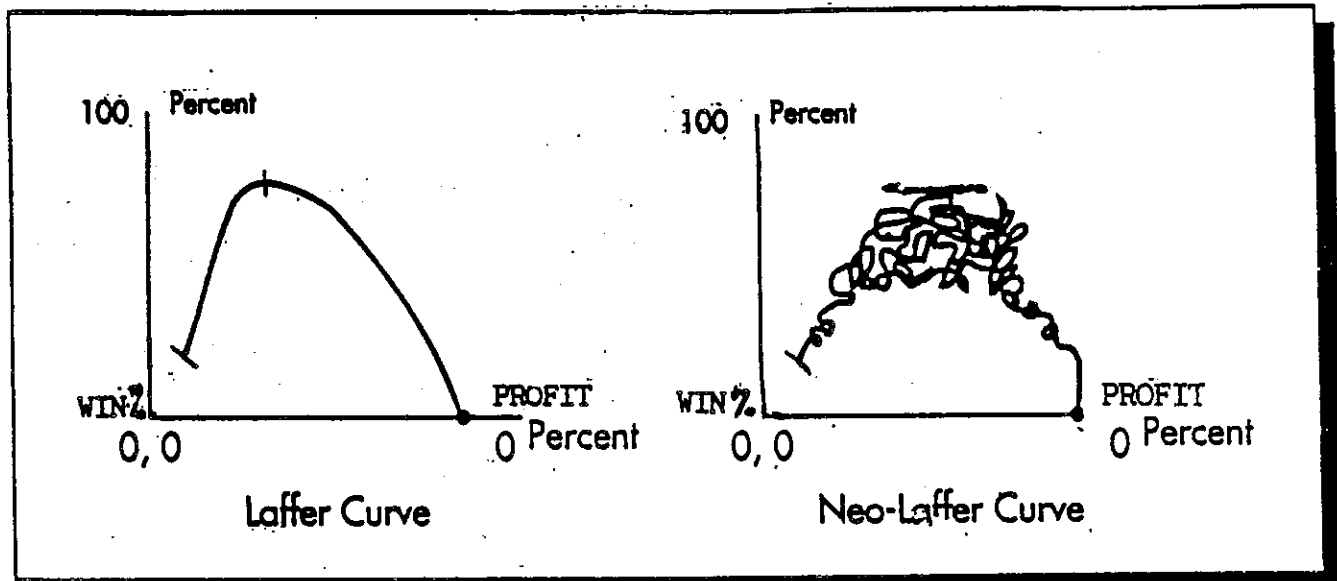
To a lesser extent, the 3rd Fraction was/is also hidden from the mob. This remains especially true for those who fail to adjust it by lengths beaten or gained. Hence our Terms HIDDEN ENERGY which now is the WEIGHTED combination of 2nd and third fractions.

Handicapping authors seldom go to the source of an idea before they write their erroneous interpretations. Perhaps this is why the majority of non-clients still think The Methodology consists of figures derived from either Phase I or Phase III, depending on whose books or articles they read.

In this Follow Up and in the past several issues we've stated most adamantly that Models and/or Profiles made from long term data bases are not effective in predicting CURRENT REALITY.

I've been joined in stating this thesis by Mark Cramer and, in this issue, Barry Meadow, along with my attorney. Here are a couple of highly accurate Bell-type curves that demonstrate the point.

The first is from Arthur Laffer, an economist of note, whose concepts were the dominant force during the Reagan years.

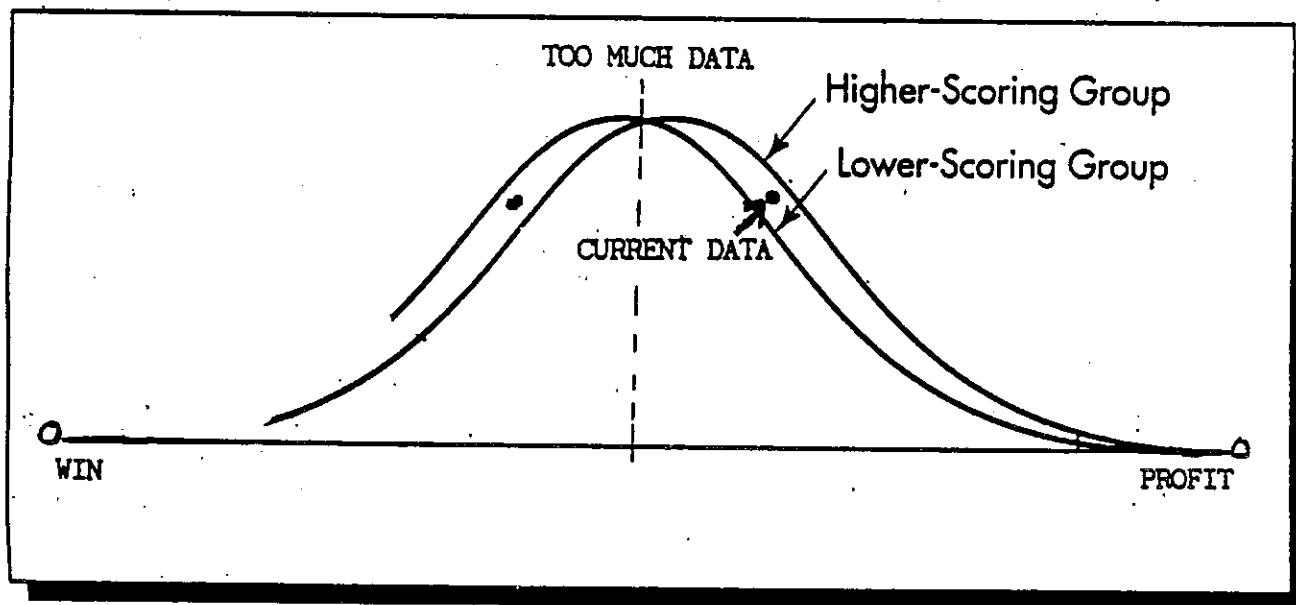


At the top of Bell #1 we see the theoretical ideal: the optimal point between the 0 percent win proficiency and 0 profit. Those who are still deluded by the idea that Preponderance of Evidence from a huge long-term data base, seek profit or win percentages that match the very top of the Laffer Curve. Reaching that peak approaching 100% is absolutely impossible; as is sinking to the 0 WIN % at the left hand base of the curve. This fact applies to WIN percentage only, *not* to profit. Those with 0 profit are legion, primarily because they seek the ideal by wagering on the results of NON-current data.

The Neo-Laffer curve is REALITY. It also denies the possibility of a zero win percent. Pure random chance will produce some winners. Where reality reigns is in the fuzzy-curly area, the top of which is lower than the theoretical ideal. Within the parameters of the fuzzy area is where *all of us* who profit to any degree will find ourselves.

Bell Curve #2 demonstrates a fact that has been true for centuries and is especially applicable in our endeavors. As I and the other authors mentioned have cited, mass data on virtually any subject will tend to create a cluster toward the mean. The more data, the more intense the cluster. That meaningless mean is at the TOP of this curve.

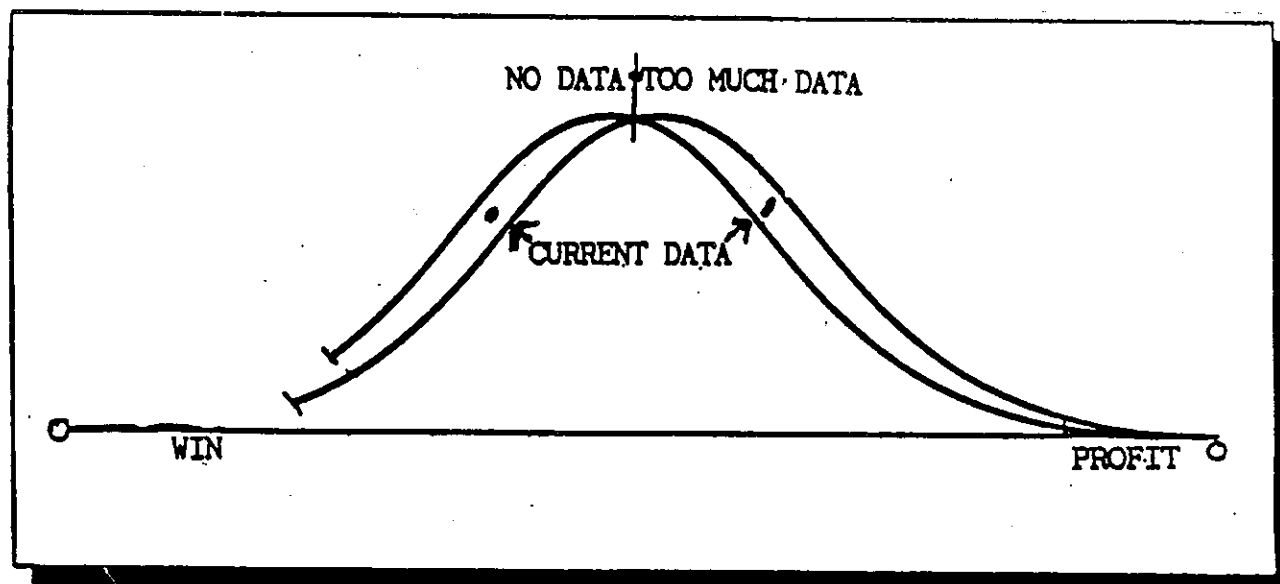
Two Normal Curves



Small differences in the mean lead to large differences at the extremes.

In the area of maximum differential lies our opportunity for profit. I've placed a dot at that point. This is *where you want to be!*

If we allow ourselves to be among those who cluster toward the mean, where the lower scoring and higher scoring groups meet, we've abandoned our position at the widest point of differential. If we do we know we're going to lose 95% of the time and have denied ourselves the opportunity to be at the point of the right hand dot by falling for the inaccurate concept that our profits could be increased through researching and trying to apply too much noisy back data!



Using this same curve another way, let's label the Low Scoring Group at the left hand base WIN% percentage from over-reliance of mass data. At the right hand base, we see no data at all. 21 years of empirical research has demonstrated that both of these designations produce close to ZERO profit, yet almost identical win percentages. In short, you will win about the same number of races using no Model or Profile as you would from a Model/Profile based on a huge wealth of back statistical data.

MATHEMATICAL EXAMPLE

20 6f. RACES where Percent Early Parameters were between 56 and 58%

AVE. = 57%

Over the last 5 6f RACES the Percent Early Parameters were between 49.7 and 52.6%.

AVE:= 51.15%

That's a 4 to one ration of 57 over 51.15

4 X 57 = 228

1 X 51.15 = 51.150

TOTAL: = 279.15 Divided by 5 = 55.83%

If current reality is 51.15% and the average of the last 25 races is 55.83, and you bet on horses with that average based on preponderance of evidence, you'd be throwing money down the drain.

By the time mass data bases catch up with a figure in the 51% area, the percent early has gone back to being in the 56-58% area, leaving the user zigging with the zags and zagging with the zigs.

The same is true with *rankings*: Take 20 races wherein a given ranking produced the winner in the top one or two for an average rank of 1.5. Last week this ranking produced 5 straight races where that same category produced 3 and 4 rankings for an average of 3.5.

Again the ratio of 1.5 races is 4 times greater than the 3.5. Multiply 1.5 by 4 = 6 Plus 3.5 = 9.5. Divide 9.5 by 5 and get 1.9. So, despite the fact that current reality is 3.5, you'd still be betting horses with a ranking whose upper parameter is 1.9. You'll lose and probably blame the Preponderance of Evidence fallacy. Don't. The blame lies in the fact you didn't go with the flow of CURRENT REALITY.

The Defense Rests.



Howard G. Sartin, Ph.D

The Psychology of Winning

Non-Winning as a Psychosomatic Disease

This syndrome is more pandemic among "Horseplayers" than any will admit. Most are in the same kind of "denial" that we find in alcohol and narcotic addiction. They harbor a subconscious desire *not* to win in order to maintain a disability that receives a sympathetic response. When the debility manifests itself into a physical disorder with no diagnostic criteria it is called conversion and is often the result of some non-remembered childhood experience in which "failure" produced a loving response from parental figures.

In the latter half of the 19th century and through the first twenty years of this one, the disorder was called "Hysteria." Hysteria doesn't mean behaving hysterically in the generally accepted sense. The term stems from the Greek word for uterus. Hence the term Hysterectomy, or Hysterotomy in Ceasarian sections. Thus, in past times, doctors, almost all of whom were male, deemed Hysteria as being a disorder exclusive to females.

As male chauvinism, especially in medicine, gave way to the latter 20th century reality of the 'natural superiority of women,' men in all professions gave lip service to the fact that males were *at least* as prone as females to so-called "hysteria." The term is still used but has, for the most part, been replaced by Conversion - converting a

neurosis into physiological symptoma. They may be as minor as periodic asthma or hay fever symptoms, melancholia, cyclic partial paralysis, throat constriction, minor arthritis pain, *especially* chronic back-pain, headaches, and a wide assortment of allergies. When the need to gain "control" over others through loving sympathy escalates, debilitating motor or neural disorders and symptoms of other more serious diseases will often appear.

The physician's function in determining whether such symptoma represents true physical diseases or just psychosomatic manifestations, has always been a major medical problem. Many M.D.'s, especially Allergists enjoy thriving practices treating symptoms instead of cause. This is NOT a criticism of allergy specialists. Their patients are far more susceptible to amelioration from a needle or magic bullet than they are to protracted psychotherapy.

In the past 6 years, medicine throughout the world has intensified its focus on mind-body healing. Six years ago when I had renal failure, I was told by an M.D. specialist that psychological (emotional) trauma *absolutely could not* convert itself into organic morbidity. This year - 1996- research from several different mainstream medical research institutions, has demonstrated that *emotional stress* and other purely behavioral factors are more causative of organic problems, particularly cardiovascular disease, than any other agents including diet, smoking and drinking. Of course the term "purely behavioral" is subject to interpretation. Almost all of us have certain weak genetic DNA areas that are more susceptible to attack than others.

The one "allergy" that no shot in the arm or pill can ameliorate or cure is *losing* in a field in which we have consciously dedicated ourselves to succeeding. Not just at the races or gambling events, but in other aspects of life as well. Often persons suffering from this psycho-allergenic response are highly skilled and effective in their primary profession, trade or vocation. Others are failure-prone in many other aspects of living.

Most non-winning clients that I've observed fall into the first category: they are highly successful in the arena of their primary focus. This irony also exists in the case of males who exhibit macho social behavior but are sexually passive and seek a dominating female as a mate. The psychological etiology is the same in both cases.

A good example of the "Conversion Response" is when people call Shane or myself asking us to insert more losing races in the Follow Up in order to justify the attitudinal sets of persons 'not doing well', and to make them feel better about it. I have, from time to time, cited many cases of my own folly in failing to get a winner or to enter into my computer place and show horses when, in retrospect, I should have.

We *all* lose races. No one is perfect. Especially me! I just don't fixate on my failures. Fret over them, research them, work to correct them, yes. Fixate, focus, *no!*

On the other hand, if I received rewards from friends, family or others for *losing* that exceeded my rewards for *winning*, I might fall heir to the weakness of capitalizing

on failure to get such rewards. This is the essence of "hysterical" or psychosomatic disorders. I suspect that any person reading this knows at least one person who is able to "control" or "dominate" others by virtue of some chronic disorder that is not organic. Non-winning, when you have the tools to *win*, is another manifestation of the same symptom. Chronic non-winners will probably resist this assertion, dismissing it as psycho-babble and go on *refusing* to win in order to support their disease. Yes, it is a dis-ease to all who are not at ease when losing. Those who truly accept, even enjoy losing, are not diseased, they're in the majority and until we accept the fact that being in the majority is a sociological disorder, stasis will be maintained.

I can cite hundreds of examples from letters and phone calls where this DIS-ease is prominently displayed. I have to disguise the exact nature of the messages to protect confidentiality and to keep from hurting certain individuals who hurt enough already.

Some generic examples include: (1) "Everyone knows that all sprints run early and all routes, late." Such persons will never cash a ticket when their precepts are incorrect. I still hear the argument that "there is no way a horse can overcome the pace of the race." (by call, no. By fraction: decidedly, *yes*)! Those making such an assertion cannot evaluate fractional increments adjusted for lengths behind or gained. Those sharing this false absolute are in defiance of one of racing's very few 100% accurate statistics: ALL WINNERS EITHER SET OR OVERCOME THE PACE OF THE RACE THEY WIN!

Throughout the past 21 years all of our methodological procedures and computer programs were designed more to overcome the psychological aspects of successful handicapping than the informational. When we perceive client problems in given areas we design a computer program and approach to correct them. Hence, when a client with a specific, personal problem tries using a program designed to correct a *different* problem, no progress is seen. Clients constantly tell me that they want to "work up to Thoromation." For those whose "visual-kinetic" cognition is dominant, Thoromation, or its little brother, Synergetic Match-Up is ideal.

For those who respond to basic and simple conceptual data, Quad-Rater is their meat. Those who are weary of having to make decisions based on concept, context, or both, but seek a decision making tool, Pace Launcher 3 does the job. I've always stressed this, but I'll repeat it: The computer program that best fits *your cognitive and psychological protocol*, is the best program for you. What I, or anyone else deems best, is purely subjective. If it doesn't fit the unique needs of your personality and cognitive orientation, it most likely will not work for you.

Pace Launcher 3's BOTH/AND, EARLY/LATE DIFFERENTIAL, Vector Graph and, especially BOTTOM LINE/ BETTING LINE, have been proclaimed by most clients as being most powerful. By the same token, those who resent the computer taking over much of their own cognitive powers, eschew the program

because it presumes they need help in making their own decisions. Pace Launcher 3 and/or Quad-Rater are for those to whom interpreting the Match Up concept remains a mystery.

Those who delight in their personal mastery of the Match Up and can demonstrate it with winning reports, are more comfortable with the readouts in Thoromation/Synergetic Match-Up.

When a client says that no concept or computer program works for him/ her, despite ample evidence of success by others as seen through Vox Populi and other Follow Up contributions, we are facing the old bugaboo of "stubborn resistance!" It is not ignorance or stupidity, per se. Persons embracing this fixation are probably quite intelligent and capable in some of life's pursuits other than horse racing. The tragedy is that horse racing is, according to them, their "first love." If that's so it's an indictment against marrying your first love. It can only end in divorce.

Actually, "stubborn resistance" is a bullheaded protest against accepting facts that defy deeply implanted myths and superstitions dominating our special field. The source of first "instruction" in handicapping was either inaccurate or "misread." The latter being more often the case. It is an ironic and disastrous truth that would-be successful handicapper's earliest experiences with purported "fact," are seldom overcome by contemporary reality.

If this were true in other fields, such as medicine and law, all the M.D.s and attorneys would be kindergarten graduates and their patients and clients would have doctorates. Fortunately for the truly ill and those needing legal services, this phenomenon is almost exclusive to horse race handicapping and similar stochastic endeavors.

A great example of overcoming stubborn resistance is contained in some letters from clients who "couldn't understand" the readouts in Synergetic Match Up or, especially, Thoromation. They wanted the programs because (A) they knew someone who used and understood them and was winning; (B) They enjoyed watching the horsey pictures and/or the horses moving across the screen. Granted, Thoromation is state of the art. But, as Oscar Wilde said, "All art is quite useless..." It's especially true to those with no appreciation or understanding of art. This is why we have a wide array of programs. They reflect the truism that "One person's meat is another's poison." If you can't understand a program, don't continue taking poison when meat is readily available. You'll be like the person who admitted he couldn't win but wanted no program without Synergism's DOCTOR FACTOR. It didn't help him win, he just fancied it. All of our current programs have readouts that embody the "DR. FACTOR" and more!

If you utilize our tools and instruction with a mind contaminated by prejudice and distortion, then your non-winning is a DIS-ease.

A good example can be found in that letter from a former teaching member seen

in my article, COMMENTARY. He has always augmented his living through whatever program was/is currently available. He gave up trying to teach others when he saw that most of the clients who came to him for help, didn't have the WILL to become winners but preferred to be *whiners* ! Many did benefit from his teaching, however, and are still with us and going strong. He just didn't have the time to jeopardize his own racing income to put up with the whining over winning syndrome. Fortunately Shane and I do because we have the authority to deny permission to whine and to give permission to win!

If you who are failing have an iota of self-esteem and pride, you'll use our help and then dedicate yourself to proving that former Teaching Member's analysis is now incorrect, though it was proper at the time he made the decision. Wanna try? Or do you prefer to sustain a need for a sympathetic shoulder to cry on instead of seeking help?

Perhaps the content of this column will give some insight into why "Horseplayers" are such gullible prey to those "easy, no work involved" system sellers. What a shame. With a little work, proper handicapping tools, a modicum of knowledge and a lot of will and inspiration, almost anyone can succeed in this field if they cleanse their minds of contamination.

Maybe some of the system guys started out by intending to be honest but got frustrated and decided to take the "easy" route themselves.

CONGRATULATIONS!

MY SINCERE CONGRATULATIONS to all of you who

won all three

Triple Crown races!

Most of you had the Exactas as well. A few had the Trifectas.

DOC SARTIN

Money Matters

PASCAL, PROBABILITY & PALEONTOLOGY

Hardly a day goes by that someone doesn't call or write for a system of Money Management (and here *system is the word*). The plea is usually, "I win a lot of races but don't make much money, HELP!"

These cries come from people who have read much of the literature on Money Management, something they admit when queried. But, they insist, they just can't seem to implement any sensible plan, demanding that if we are to make monetary profit, our wagers *must* reflect a reasonably accurate evaluation of the relationship between RISK and REWARD. From this obvious fact has come a new generation of handicapping authors who focus on the making of an Odds Line. A noble endeavor but hardly new.

This article represents my answer to those seeking money management advice *and* to all the "Johnny-come-lately Odds-Line Experts," of which I'm apparently the latest, since Bottom Line-Betting Line is my first actually identifiable Odds-Line program. I hope to make this treatise all-inclusive, so it may take up quite a few pages.

Making an Odds Line and Money Management procedure in general reflect Mark Twain's statement about the weather: "Everybody talks about it but nobody *does* anything about it." In our field his words should be altered to read: *few* do anything about it.

Actually, handicappers and other bettors have been dealing with Odds and Probabilities for over three thousand five hundred years (at least). This is especially true

of bookmakers having to offer odds on every contestant in a race. Going back to ancient times, there is archaeological evidence in ancient ruins proving that odds lines were being offered by bookmakers, even tipsters, who served the bettors of several civilizations; most notably ancient Persia, Greece and Rome.

Of course a lot of today's science, philosophy and, most notably, mathematics (from the Arabs), also came from these archaic cultures. Pratt Institute mathematician Burton Fabricand, Ph.D, tells us that the mathematical theory of probability had its beginnings in the middle of the seventeenth century with the studies of Blaise Pascal, the French Philosopher and mathematical genius. Fabricand expressed this thesis in two books: *Horse Sense* (1965-revised in 1976) and *The Science of Winning* (1979). Both books cite the 50/50 chance of getting heads or tails in a series of coin tosses. An alleged truism based on "pure" mathematics and giving no consideration to our individual psychokinetic powers that exceed by far, all concepts based on pure mathematics. He also gives a probability formula for a given number in Roulette. Double 00 = 1 in 38, or 38 to one AGAINST. Single 0 = 1 in 37, 37 to one AGAINST.

It was Fabricand's writing that inspired the long quote from James Quinn (see Follow Up #56) about the composite public being better handicappers than the famous names he mentioned. Quinn wrote those - to some - infuriating words in two editions of his *Best of Thoroughbred Handicapping* (1983 Paperback, Casino Press and Wm. Morrow, expanded hard edition, 1986). The paragraphs that followed those quoted in Follow Up #56 tells us where he formed the opinion for his earlier statements. (The reason I said infuriating to *some*, is that if it's true for anyone reading this, you are obligated to make it *untrue* or quit handicapping.

A melancholy thought for many handicappers regards the collective wisdom of the betting public. No matter the genius of the individual handicapper, the crowd as a whole does it better. Imagine a select group of notable handicappers, to include perhaps Robert Dowst, Colonel Bradley, Howard Rowe, Ray Taulbot, Tom Ainslie, Andy Beyer, Steven Davidowitz, William Quirin, Huey Mahl, Henry Kuck, and the top two or three professionals on every local circuit. Could these experts not excel the crowd?

They could not.

Here is another quote from that same chapter:

Thus, and not very surprisingly, it has come to pass that perhaps the surest mechanical betting approach ever devised departs from the scientifically established performance of the betting public, yet the system gathers dust on bookshelves and is scarcely remarked in the literature. That is because the approach has been promoted in the strictest mathematical terms, together with theory, symbols, and formulae that might have guaranteed profits, but also disinvited mastery.

Regardless, the principle underpinning the system can be readily understood by anyone, however averse to mathematics. There is, too, a convenient alternative to grappling with the math. It substitutes intuition, of a practiced kind, and a normative measure of success.

In his eloquent and rigorous book *Horse Sense*, in which probability theory and mathematical methods are applied to betting propositions at the track, professor of ocean sciences Burton Fabricand befriends handicappers with a concise and lucid explanation of the Principle of Maximum Confusion. The principle derives from the proposition that the betting public achieves its time-honored 9 percent loss on favorites by overbetting some and underbetting others. Fabricand postulates the existence of races where the crowd underestimates the favorite's true probability of winning by more than 9 percent, that is, enough to turn loss into gain. The underestimated favorite presents handicappers with the only kind of favorable bet—a true overlay. Opposed to the underestimated kind is the overbet favorite, the kind that counterbalances the books into the 9 percent loss. The handicapper's task is to distinguish profitable favorites from the others.

Quinn's statement that Fabricand's book(s) "gathers dust on bookshelves and is scarcely remarked in the literature—" wasn't true the year Sir James first wrote it and isn't true today. In 1968, Quinn's own first mentor, Tom Ainslie, gives Fabricand three pages in his *Complete Guide* and a page in his *Encyclopedia of Thoroughbred Handicapping*. Likewise Mark Cramer, in *The Odds on Your Side*. William Scott, Dr. William Quirin and Dick Mitchell all used a number of Dr. Fabricand's formulae in their books. I don't

know how much credit Quirin gave Fabricand, since he, like Fabricand is a professor of Mathematics, and Mitchell has always been subjectively selective in giving credits to those whom credit is due. Of course, Quinn gives Fabricand space and, regardless of what you or I may think of his conclusions, his books, unlike those of some others, are worthy of the word Literature.

Even though I had read both Fabricand books in 1975 and 1979, Dick Mitchell once sat me down in his living room and made me read a chapter of *Horse Sense* as if it had biblical significance; like a zealous missionary forcing a sinner to read St. Matthew's New Testament Gospel. Spencer Toner, figuring I hadn't read it, gave me a copy. I didn't want to hurt his generous feelings so I kept it. Not nice to get a gift and then tell the donor you already have one.

FABRICAND, FACT & FALLACY

Since I opened this piece with an alliterative headline, I'll use another one here.

If Fabricand's work doesn't dominate handicapping literature it is because much of what he said was INCORRECT. His algebraic math was valid but his, quoting Quinn, "Mechanical Betting approach....his guaranteed profits," etc. are not valid today, assuming they ever were and his "disinvited mastery" is obsolete. His definition and concept of *similarity* on which his "guaranteed profits" is based is also extinct. All his SIMILARITY chapters do is what Fred Davis and William Quirin did years after him: cite statistics that were winning at *the time they were written*. Fabricand must have thought these similarities were eternal because he never revised them.

He also had this to say:

It is impossible for us to set up horse-race experiments.

That statement so angered me that it inspired my 1975 adventure into the exploration and isolation of the Viable Variables. The difference between me and those still using the Fabricand, Davis-Quirin, et al, statistics is that I have constantly expanded upon viability based on current fact. The VIABLE VARIABLES TODAY are *not* limited to those of circa 1975-84.

On the other hand, Fabricand did say some things that were accurate. The statement that most applies to everyone using any methodology, although I find it particularly applicable to ours, comes in this paragraph; especially the last part which I enlarged:

The enormous success of the scientific method to date has been based on the ability of the scientists to set up experiments in which there are very few factors of importance to study. In science, as in other disciplines, when too many variables enter a situation, progress virtually ceases.

A person may confidently expect that any system, in horse racing or any other subject, that depends on too many factors is just so much gibberish.

So much for "preponderance of evidence." This is why we focus on CURRENT VIABLE VARIABLES

A SYSTEM or theory, no matter how deep and abstract, must prescribe in specific and precise terms a recipe for applying it to observed events if it is to be meaningful. This process of application cannot depend in any essential way on any individual who happens to use the system. Intuition and personal value judgments, although indispensable in the formulation of the system, are to be shunned once the system is completed. To change the rules because of subjective feelings is, in our case, tantamount to believing in an undemonstrated and unproven superiority over the crowd, which has been shown to be fatal. Any deviation from the prescribed course of action—making an unspecified bet or not making one that is called for—can only detract from one's chances of success since the experimental data on which the system is based do not justify extra-system considerations. A system is either automatic and objective in its action or it is no system at all.

I can't agree completely that users shouldn't be allowed some latitude and use of their own insights in applying any method (or "system" as he calls it). However, in my own experience I've seen many clients thrive for the first few weeks they had my Methodology because they followed its guidelines precisely. Then they started fiddling with it to a degree that made it unrecognizable. This applies especially to persons who can do computer programming. They alter our formulae more than anyone else.

Every successful user of the Sartin Methodology TODAY, uses it. The *failures* use some bastardized interpretation of their own devising. They don't win with their revisions but blame the Method from which they have so egregiously deviated.

Oh well, more \$\$\$ for the rest of us.

Fabricand was also the modern father of terms like RISK-REWARD ratio, Efficiency of the Pari-Mutuel Market (a term made popular before his hypothesis was shattered by William Ziemba). Fabricand also made us aware of "Gambling" events that had a NEGATIVE expectancy and, if one had a VIABLE Method, the POSITIVE EXPECTANCY of Handicapping through the Pari-Mutuel apparatus.

VALUE & THE ODDS LINE

Couldn't find an alliteration for this headline.

So far I've explored the etiology of Probability, Risk-Reward, etc. Now it's time to get to the nitty-gritty: The Self-Made Odds Line. Professional handicappers have for generations been ascertaining the relationship between actual odds and their own appraisal of a given horse's chances for generations. All professionals wager only when they have an overlay, or are assured of enough value from their bet to make a profit. Yet, currently the biggest craze in handicapping literature is "Value & making an Odds Line".

Of the 1970-90 genre of authors, Quinn made the earliest references to the subject, inspired apparently by Dick Mitchell who had already been inspired by Mark Cramer. Barry Meadow had been doing it for years as a harness race handicapper and carried on his technique with the thoroughbreds, ultimately writing the book: *Money Secrets at the Racetrack*. For the most part it's an excellent work. Tom Ainslie trumpeted it at Expo '93.

Since Quinn only writes about "Value" but doesn't pay particular attention to it in his wagering, the true *Value Boys*, as I have jokingly called them, are Mark Cramer, Dick Mitchell and Barry Meadow. Cramer poses no threat to reality. He is philosophical, reasonable and, most importantly, his mind and general outlook is constantly GROWING! With Mark NOTHING is fixed and systematized.

Not so for Mitchell and Meadow. They're zealots and they like to cut down totem poles and put up their own crosses - or vice versa. Both have contributed richly to the art and science of value betting. Yet, unlike Cramer, both are adamantly didactic in stating their manifesto as a cause on a par with the Crusades...which, incidentally was a lousy cause to begin with. Not so Value wagering. It's something everyone who seeks PROFIT should do. Not necessarily with the fervor of a Mitchell and Meadow, making it religion.

On page 24 of *Common Sense Handicapping*, Mitchell goes so far as to give his Ten Commandments of Handicapping. A latter day Moses coming off the mount. While his articles in *Horseplayer Magazine* and *American Turf Monthly* make Meadow seem like a burning eyed zealot, Barry is usually a reasonable, personable and very humorous guy with a pragmatic alternative to winning races yet losing money.

However, I make no bones about the fact that I object to statements made by both

Mitchell and Meadow about me on the subject matter of this article. They told a large audience at Expo '93 that I'd spent years creating a great selection Method but less than an hour on Money Management. Mitchell persistently condemns me in his books as producing a Methodology that is "Selection" *not* "Value" oriented.

Both of these pundits are guilty of using inexactitudes. As you'll see in a moment, Meadow, at least, prefers the word, "Liar." Mitchell, in one of his books, said that if anyone said you could make a living on \$20 bets, we should go to the Hall of Records and burn those making such a statement and then do him bodily harm which included stabbing and burning his house down. He says, of course, that he was only kidding to make a point. Yet there are those who are otherwise unemployed, who can SURVIVE by making \$20 bets. To THEM, that's a living.

As for burning records, Mitchell can do that with aplomb. He re-writes handicapping history with every book and "burns" the record of contributions to the Art and Science of Handicapping of anyone who might be in his disfavor, graciously giving credit to someone else. His last book, *Common Sense Betting*, was filled with mathematical formulae that is undoubtedly flawless mathematically. Yet most of his conclusions were emotionally oriented: "attribution errors," as psychologists refer to them, and quite impractical.

Therefore, I'll focus on Barry Meadow, whose *Money Secrets at the Racetrack*, is for the most part, accurate and practical. It does contain a few absolutisms that defy contemporary mathematical wisdom; and one very strange statement that is simply inexcusable in light of the objectivity and general accuracy of the book's overall content. Here it is:

Even when you play the game with an advantage—and a professional bettor may realistically expect to win 8% to 10% on each invested dollar—your losing streaks will astonish you. Playing five races a day five times a week, it is no big deal to lose for months at a time.

Anyone who tells you different is lying.

(Incidentally, the way we figure R.O.I. $.11 = 1.11$. WE include the bet, not just the profit per dollar).

The entire statement is ludicrous and unworthy of Meadow.

The chapter is headed, THE TRUTH ABOUT MONEY and ends with, "Anyone who tells you different is a *liar*." If you ever catch me making statements as contradictory as these, write and give me a stern scolding. I may be an iconoclast and try to expose erroneous beliefs but I'll never call anyone holding such beliefs a liar! Misguided, perhaps. Liar, no. Anyone who wins, in my book, is correct by that person's personal implementation of whatever he/she is doing.

To brand as liars the many hundreds of you who consistently make profits far in excess of 11 cents on the dollar is morally wrong. I don't like using 'right' or 'wrong' in the context of handicapping. I try always to use 'correct' and 'incorrect' because Right and Wrong address morality. Yet I think Barry's assertion does address a moral issue and as such, he is wrong. Here is a "for-instance" letter from a client who makes a consistent 34% profit and truly thinks he's *not* doing as well as he should. It is typical of many we get and every one of them makes some reference to being sub-standard because their R.O.I. is less than a 1.5 (50% profit per dollar wagered, win or lose).

December 23, 1995

Dear Dr. Sartin,

What a year! I visited a race track, satellite, or used my phone account 56 times since I received my copy of Factor Evaluator last March. For the first time in my handicapping career I know to the exact penny how I'm doing. I'm sure that my total investment of \$9,139.00 for that period will set no record nor will my 1.34 ROI. However, it is comforting to know that I'm a WINNER.

I put an average of \$163.00 a day through the window and got \$218.63 back. Deduct from that the \$23.60 average daily expenses, which include BRIS, Admission/Parking/Program fees, I'm left with \$32.03 a day profit. Meager, compared to the \$200.00 a day wages I receive from my business; but satisfying.

In less than five years, my plans are to retire.

"Anyone who tells you different is lying."

To call someone displaying this kind of innocent sincerity a liar, is to commit a moral travesty against the man and hundreds like him.

Meadow's assertion is also bad for racing itself. If people believe that professionals can only "realistically" make a profit of between eight and eleven cents per dollar wagered, how many persons would seriously consider handicapping as an avocation or profession? I sure wouldn't - would YOU? And, for goodness sake, what sane person would consider it "no big deal to *lose* for months at a time."

Having disposed of the "wrong," I'll now focus on what's correct in Barry Meadow's thesis.

On pages 11 & 12 we see four potential wagering scenarios:

MONEY SECRETS AT THE RACETRACK

A. Speedy Sam	4-5	-\$20.00	
Wily Willie	7-2	-\$20.00	No play.
B. Speedy Sam	9-5	+\$80.00	
Wily Willie	3-1	-\$40.00	Bet Speedy Sam.
C. Speedy Sam	3-5	-\$40.00	
Wily Willie	8-1	+\$160.00	Bet Wily Willie.
D. Speedy Sam	7-2	+\$250.00	
Wily Willie	9-1	+\$200.00	Bet both.

If these were your two choices the question would be, what to do? *WILY* is going to pay \$9, *SAM* only \$3.60. To multiple bet here, based on a \$10 total (I use \$10 because it's easier to figure), we'd have to wager \$7 on *SAM* and \$3 on *WILY*. If *SAM* wins we get back $3.5 \times \$3.60 = \12.60 , a profit on our ten dollars of only \$2.60. If *WILY* wins our return is $1.5 \times 9 = \$13.50$. The question that must be answered is are *you* willing to risk your wager on either of these low profit potentials. Meadow says, NO. I would be inclined to agree. But since all of you have free moral agency and aren't automatons, only you can decide whether or not to follow Barry's advice on A.

Now examine B:

B. Speedy Sam	9-5	+\$80.00	
Wily Willie	3-1	-\$40.00	Bet Speedy Sam.

B: is another story. At 9-5 *SAM* pays \$5.60. Again using a \$10 total bet, we could bet a standard 60-40. $3 \times 5.6 = \$16.80$. \$4 on *WILY* is $2 \times 8 = \$16$. So our profit is either \$6 or \$6.60 betting BOTH *SAM* and *WILY*.

ALTERNATIVE C: The situation is a little like A. This time *SAM* isn't going to offer enough to make a multiple WIN wager. I go along with Barry but I'd wager differently. I'd place \$4 to win on *WILY* and include *SAM* in a \$6 Quinella Round Robin which costs \$6 in Vegas, or a \$1 Exacta costing the same. If *WILY* wins I get back \$36. If it places and *SAM* wins, my Exacta or Quinella will pay about the same.

D. Speedy Sam	7-2	+\$250.00	
Wily Willie	9-1	+\$200.00	Bet both.

Now look at D: Here is why I feel Barry's Odds Line philosophy is superior. When faced with a 7-2 and 9-1 two horse win potential, he says bet them BOTH. I most heartily agree. Go 60-40. *SAM* pays 3 x 9, \$27 and *WILY* pays 2 X 20, \$40. With an investment of \$10 your profit is either 17 or 30 dollars. Barry's strategy differs widely from that of the person who warned me against wagering on a horse that offered \$12.40 because HIS line said it should pay over \$18. On THAT day Barry agreed. He has apparently grown much wiser since.

In fact, Meadow enjoys an R.O.I. that is astronomically higher than 1.11. I've watched him bet. I would venture that he makes *more profit* than all the other value exponents put together. Which makes me wonder all the more why he wrote about *PROFESSIONAL* profit levels being between eight and eleven percent and going months without winning.

Readers of *Money Secrets at the Racetrack* will learn a lot about a variety of wagering propositions and the profit potential of making an Odds Line but won't get much of an inkling of what handicapping factors Barry Meadow uses to assign what Huey Mahl calls "Brownie Points." Mitchell does offer a handicapping program with his Odds Line. Barry assumes that his readers already have a satisfactory selection method but are not fully capitalizing on its potential. In that regard he makes this true and wise statement:

The sad truth is, if you can't stay in the black making flat bets, you can't make money in the long run through any other betting plan. No progression, due-column, cancellation, or any other scheme can perform mathematical alchemy on a losing method. The way to turn flat-bet losses into profits is to improve your handicapping.

In effect he's saying that before you can make profitable use of an Odds Line you must have a positive expectancy SELECTION procedure. So I marvel at why he and Mitchell so roundly criticized me for having an excellent selection method that suffered because it had, according to them, no Odds Line. Stupid me, I thought that when people won a lot of races they had enough sense to wager only on situations where there was a profit potential. Apparently I was wrong. Most handicappers DO need an Odds Line. So, I created an extremely effective one: Bottom Line-Betting Line.

A couple of other didactic absolutes Barry and Mitchell seem to feel essential. This is one:

The odds we assign are based on one premise: If this race were run 100 times, how many would each horse win?

"It ain't necessarily so." Except to those steeped in linear mathematics and left brained logic. Basing an odds line on a given horse's chances on the same race being run 100 times is an impossible fantasy. A mathematical formula based on such a faulty hypothesis would be filled with so many variables and permutations that not even the most capacious of computers could come up with a true odds approximation. Winning 12 to 13 races in every 20 race cycle is a long established fact. Not being able to predict the actual order in which those 12 to 13 wins will come is a human factor, *not* a mathematical one.

Here is the other:

As the total chances of all contestants equal 100%, so must our odds line.

Another *presumption*. It's one thing to be a bookie and *have* to give odds on every horse based on a 100 percent Odds Line. Bookies reduce it to an 80 percent Odds Payoff Line to make their profit if one does the math one way, or a 120 percent line if it's done another.

But *we're not bookies*. We're interested in the value prospects of the horses our procedure consistently picks as having the most chance of winning. I've never received a report from anyone that revealed less than 45% winners. That's too low, but it's a fair start. A handicapper with only a 45% two horse win proficiency needs to raise it to 50%. Then VALUE derived from an Odds Line, particularly Bottom Line - Betting Line, will play an important role in producing a profit for that individual.

Here is a repeat of Barry's *best* advice:

The way to turn flat-bet losses into profits is to improve your handicapping.

CRAMER - THE ODDS ON YOUR SIDE

Mark Cramer has always branded himself as one of the champions of "Value over Choice." We've had many a friendly discussion on *why* one can't have the best of both. He has never denied the efficacy of that thesis. In fact, Mark is open to any non-conventional thesis. He embraces and respects Contrarianism. He finds no flaw in the non-linear mathematics of Chaos and complexity formulae. His books like, *Please Hold All tickets*, *Kinky Handicapping* and *Scared Money* reveal an author constantly seeking new horizons and ceaseless growth. Yet, his earlier works on money management, *Fast Track To Thoroughbred Profits* and, especially, *The Odds On Your Side*, demonstrate that even a much younger Cramer had already the foundation for his growth.

Cramer's books on money management and odds lines don't use any complex

computer algorithms or arcane formulae to find value. He even uses many example races and "workshop" chapters to make his points. He's never didactic, absolutist or insulting of others. As such, when you read Cramer, you get the true gen and no pitches to convert you to Mark's handicapping religion. You go to his altar of your own free will or stay in the Nave. He leaves it up to you.

Mark's most compelling chapters deal less with money than with the philosophy of handicapping and profit. Here are some excerpts:

***THE DIALECTICS OF
LINE MAKING***

I am not a trained philosopher and perhaps what I will say here may reflect a superficial interpretation of the work of some great thinkers.

He says he's not a trained philosopher yet he earned a Ph.D in Philosophy from the University of Illinois in 1956. Here are some more of his astute philosophical insights.

What I do know, however, is that the following applies successfully to Thoroughbred handicapping. Consider these vastly different cultures and historical periods which have arrived at similar perspectives of reality:

... ancient Japanese Haiku poets, led by Basho, wrote short, three-line poems which involved the counterposition of two unrelated or opposite images and usually perceived a relationship between those images in the third line

... physicists have come up with two apparently valid formulae for the constitution of light; yet, one says that light is a wave and the other proves that light is a particle

... Hegel writes about thesis and antithesis and yet comes up with a synthesis

Can love exist without hate? Could we perceive light if we had no experience of "seeing" darkness? And what would pleasure be without pain? It seems that reality is made up of opposites which either coexist or interact.

Everything there is about handicapping races involves dealing with opposite but valid logics.

His final chapter is the kind of masterpiece that only a good deviant mind would think of writing. It reflects the kind of thinking which makes one say, "Gosh, I wish I'd written that."

**WHAT THE GREAT THINKERS
WOULD HAVE SAID ABOUT
HORSE RACE HANDICAPPING
HAD THEY BEEN
HORSEPLAYERS...**

Throughout the present volume, I have implied that we must "never love a horse;" in other words, we should be decision oriented rather than selection oriented (with thanks to Quinn and Mitchell). But Friedrich Nietzsche came up with that idea years ago:

"Convictions are more dangerous enemies of truth than lies."

We have also been insisting that in past performances (our famous people call them "history"), it is far more valuable parimutually to predict change than it is to foresee continuity. In saying that, I was merely agreeing with Paul Valery, who claimed:

"History is the science of what never happens twice."

The unscientific part of history is that part which repeats itself. That's easier to see, and less valuable. In supporting this point of view, we are in good company. Look what E.B. White had to say:

"The only sense that is common in the long run, is the sense of change and we all instinctively avoid it."

This book has argued in favor of the concept of wager value, which depends on the handicapper finding hidden paths that the public can't see. Too bad S.I. Hayakawa never attempted to bet against the culture of the betting public:

"If you can see in any situation what everybody else can see, you can be said to be so much a representative of your culture that you are a victim of it."

He's not telling us to reject our culture (the betting public) because we are a part of it, but, not to follow it blindly.

Of course, it wouldn't be right to represent only one point of view. Franz Kafka disagrees with Hayakawa when he affirms (or disaffirms):

"In the fight between you and the world, back the world."

Lucky for Kafka he wasn't a horseplayer or he would have been a chalk eater. Perhaps he is the phantom plunger.

In spite of Kafka, I can say that most of the great thinkers I have surveyed agree that wager value only arises when we go against the public. Mark Twain says it this way:

"Let us be thankful for the fools."

He's talking about the guys who don't study the form or the ones who bet hunches. He adds:

"But for them the rest of us could not succeed."

Here, courtesy Huey Mahl is Bookmakers Percentage Table giving odds, percentages and your return, by odds, per dollar invested. It should be of help in preventing you from wagering on "No Profit" races.

BOOKMAKER'S PERCENTAGE TABLE

ODDS	%	to\$1	ODDS	%	to\$1	ODDS	%
1-100	99.01	0.01	1-5	83.33	0.20	1-1	50.00
1-50	98.04	0.02	2-5	71.43	0.40	2-1	33.33
1-40	97.56	0.025	3-5	62.50	0.60	3-1	25.00
1-30	96.77	0.033	4-5	55.56	0.80	4-1	20.00
1-20	95.24	0.05	6-5	45.45	1.20	5-1	16.67
3-20	86.96	0.15	7-5	41.67	1.40	6-1	14.29
7-20	74.07	0.35	8-5	38.46	1.60	7-1	12.50
9-20	68.97	0.45	9-5	35.71	1.80	8-1	11.11
11-20	64.52	0.55	11-5	31.25	2.20	9-1	10.00
13-20	60.61	0.65	12-5	29.41	2.40	10-1	9.09
17-20	54.05	0.85	13-5	27.78	2.60	11-1	8.33
19-20	51.28	0.95	14-5	26.32	2.80	12-1	7.69
21-20	48.78	1.05	16-5	23.81	3.20	13-1	7.14
23-20	46.51	1.15	17-5	22.73	3.40	14-1	6.67
27-20	42.55	1.35	18-5	21.74	3.60	15-1	6.25
29-20	40.82	1.45	19-5	20.83	3.80	16-1	5.88
31-20	39.22	1.55	21-5	19.23	4.20	17-1	5.56
33-20	37.74	1.65	22-5	18.52	4.40	18-1	5.26
37-20	35.09	1.85	23-5	17.86	4.60	19-1	5.00
39-20	33.90	1.95	24-5	17.24	4.80	20-1	4.76
41-20	32.79	2.05	1-4	80.00	0.25	21-1	4.55
43-20	31.75	2.15	3-4	57.14	0.75	22-1	4.35
47-20	29.85	2.35	5-4	44.44	1.25	23-1	4.17
49-20	28.99	2.45	7-4	36.36	1.75	24-1	4.00
8-15	65.22	0.533	9-4	30.77	2.25	25-1	3.85
3-11	78.57	0.273	11-4	26.67	2.75	26-1	3.70
1-10	90.91	0.10	13-4	23.53	3.25	27-1	3.57
3-10	76.92	0.30	15-4	21.05	3.75	28-1	3.45
7-10	58.82	0.70	17-4	19.05	4.25	29-1	3.33
9-10	52.63	0.90	19-4	17.39	4.75	30-1	3.23
11-10	47.62	1.10	1-3	75.00	0.333	35-1	2.78
13-10	43.48	1.30	2-3	60.00	0.667	40-1	2.44
17-10	37.04	1.70	4-3	42.86	1.33	45-1	2.17
19-10	34.48	1.90	5-3	37.50	1.67	50-1	1.96
21-10	32.26	2.10	7-3	30.00	2.33	60-1	1.64
23-10	30.30	2.30	1-2	66.67	0.50	70-1	1.41
27-10	27.03	2.70	3-2	40.00	1.50	80-1	1.23
29-10	25.64	2.90	5-2	28.57	2.50	90-1	1.10
1-9	90.00	0.111	7-2	22.22	3.50	100-1	0.99
2-9	81.82	0.222	9-2	18.18	4.50	150-1	0.66
1-8	88.89	0.125	11-2	15.38	5.50	200-1	0.50
1-7	87.50	0.143	13-2	13.33	6.50	250-1	0.40
2-7	77.78	0.286	15-2	11.76	7.50	300-1	0.33
3-7	70.00	0.429	17-2	10.53	8.50	400-1	0.25
1-6	85.71	0.167	19-2	9.52	9.50	500-1	0.20

COURTESY HUEY MAHL

To close out let me offer the LEVI System of Money Management. You don't have to wear Levis but they provide more safety against getting your pockets picked. The system has been used for many generations but Jim "The Hat" Bradshaw turned it into an art form.

The system is as follows:

1: Each morning before going to wherever it is you wager, place a given amount of money in your left hand Levi pocket if you're right handed, in your right hand pocket if you're left handed.

2: Wager with abandon and absolutely no fear.

3: Each time you win, place the gross amount in the pocket OPPOSITE to the one in which you put your initial bankroll.

4: When you're through for the day count, or have your wife count the amount of money you have in the secondary pocket.

5: If it exceeds what is in the primary pocket, you won. If not, not.

6: If you won, deduct what you wagered from your gross total.


7: Divide your net by the amount you wagered and get your R.O.I.

8: Have a few hard drinks if you imbibe; soft if you don't.

9: Go to dinner.

10: Optional: Do the next day's races. Engage in an intimate pursuit; but eventually you'll have to go to sleep.

There you have an answer to Dick Mitchell's Ten Commandments from the Oklahoma Moses, putting an end to the rumor that there are no Mounts to climb down from in that state.



VOX POPULI

THE CLIENTS SPEAK

Dear O. Henry House,
I have been a satisfied client for a number of years now and thoroughly enjoy reading the Follow Up. I think it is by far the best publication in the field of handicapping and is always full of valuable information. It is a shame that many mainstream horseplayers do not appreciate such quality work. (We take their mutuel money instead.) I very rarely call to ask questions since they are usually answered in the Follow Up. I really enjoyed Doc Sartin's explanation of "Which program should I use?". I couldn't agree with him more. Each program can be used for different situations, but the result is the same. Selecting winners!
Thank You,
N.L., New Jersey

Dr. Sartin and Staff
I am showing a profit for 1996 due to the Follow Up and software. 1st time in 20 years. Plan to target 1997 for a bonus year.
Thanks
F.T. California

Dear Dr. Sartin, Shane, and Company:
...Because Thoromation gave me Grindstone in the Derby I can afford to obtain Quad-Rater!
Thanks,
R.J., Connecticut

Dear Howard,
I keep renewing my subscription to the Follow \uparrow because the alternative is the Follow \downarrow and that's the wrong direction. Thanks for giving us reliable "contemporary fact, opinions, and concepts".
Best Regards,
E.P.; California

Hi,
... Missed our \$80,000.00 Pick 6 on April 17, 1996. Had all the winners, just been to cheap to spend \$24.00 instead of \$16.00! What a moron! (Did) hit 5 out of 6 - paid over \$1,600.00.
Thank you, sincerely
M.H., California
DOC COMMENTS: The problem with not investing enough to get the entire Pick Six is quite typical. This is an investment that requires a substantial amount of money to win. When one is not willing to invest fully, he/she shows a lot of skill in just getting the consolation.

Dear Shane,
...Just purchased a Toshiba laptop - thanks to my Sartin bankroll.
Thanks,
J.A., Minnesota

Dear Dr. Sartin:
Thanks to all of you for the words of encouragement, the love you have for all of us, and the hard work that goes into the products you so willingly share.
N.B., Washington

Dear Doc Sartin and Associates,
Just a personal problem I want to address. Yesterday, Sunday April 14, I started my normal wagering day as usual at Philly Park. I wagered on the 1st 2 sprints based on the readouts and lost both races. There were 5 non-maiden sprints that day. I became very discouraged again because my bank was getting very low and thought I would save it for the next day. Well, wouldn't you know it, for the next 2 races if I had followed the Thoromation readouts like I always do, I would have gotten the 2 \$14 horses and came out positive (ROI-wise) for the day. This is not the 1st time it ever happened to me. I could have turned a couple of losing days into winning ones had I followed through with the readouts instead of quitting after one or two loses.
F.L., Pennsylvania
DOC COMMENTS: I trust that my "Fight-flight" Psychology of Winning articles will serve to help the writer of this letter to withstand the normal pressures of a couple of losses. His problem is common with many of us. We must follow the injunction to gauge proficiency on a 20 race cycle, NOT on a few races or day at the track.

Dear Dr. Sartin:

Recently my wife had an automobile accident which delayed getting these disks back to you. My heartfelt condolences to Tom Ainslie on the recent passing of his wife.

Enclosed are the replacement disks for Pace Launcher 3. The disk that I now have is perfect, and I love this program. It has replaced Quad for me before confirming with Thoromation. Alas, the computer program is performing better than me. (Didn't trust its reading of a \$57.00 sprint to route winner - Detch). But I'm improving. I'm winning but not at the rate I like. Your Psychology of Winning article on Neurotransmitters and the "Habit" of losing was excellent and hit home. The last three days I tracked my bets on paper and right before each race I analyzed the wagering decision I had just made (i.e. Overbet, Too many horses, Wrong wager). I noticed that I had a tendency to overbet in three situations (1) Just hit a boxcar winner in previous race (2) Lost more than three races in a row (3) overbetting the last three or four races on a card, especially when I'm slightly down. I'm also frightened of longer losing streaks with exactas. I believe that this is why many clients say they only play win. This is the area I will have to battle!! By the way the ROI on strict selections was 60% and ROI 1.42. Anyway, Doc, I'm happy with my paceline procedure, contender approach, and love PL3 and Thoromation 2. The biggest hurdle continues to be myself.

Thanks,

M.S., Pennsylvania

Dear Dr. Sartin, Shane, Mary,
Please find a check for \$329. enclosed for the Pace Launcher 3 program. It looks like just the program I need to help me to understand Energy. Just from reading about it in the Follow Up and looking at the fantastic graphs, I have already had several flashbulbs light up in understanding. It seems that after I took my last statistics class (6000 level), I just couldn't handle another math concept. I never did like math.

We have enjoyed your Follow Ups tremendously, Keep up the good work. Thank you.

Sincerely,
C.R., Texas

Howard, et al,

Thank you for the timely reminder about my Follow Up subscription expiring. Please find enclosed a money order for my renewal. I would not want to take a chance on missing an issue.

Hastings Park has just opened last week for the season and in my first 16 races I have doubled my bank using Quad. I'm looking forward to a fun and profitable year. By the way is there still talk of Howard coming to the Vancouver area this summer? If it happens I'd love to hear about it early so I could schedule my work so I could attend.

All the best,
D.H., Canada

...My thanks for Shane's wonderful Tech. Assistance (he has a pleasant and informative way of interfacing with clients). Thanks to all of you!

C.O'H., Texas

Dear Howard,

This letter is of a personal nature and has little to do with the Method. I want you to know that I was deeply impressed by your account of your kidney illness, refusal to accept a life of dialysis over your doctor's objections, and ultimate self healing. I was also pleased to read that you are into Deepak Chopra, whose writings I have recently discovered, particularly Creating Affluence and The Seven Spiritual Laws of Success. Dr. Chopra frequently parallels some teachings of my guru, Paramahansa Yogananda (best known for his Autobiography of a Yogi). I already felt I had learned much about myself and life on my journey with the Method, but now I find that the Method is an excellent micro-reflection of some of Dr. Chopra's main themes: clear intention and desire tempered by non-attachment to the result (say, of a single race); embracing uncertainty while trying to perceive the order in the chaos; that success is a journey, not a destination, the Law of Least Effort, etc. I realize that you've addressed these ideas in different words, but it never hurts to get it from another angle.

D.B., California

DOC COMMENTS: Contrary to his opening sentence, his message has EVERYTHING to do with success in the Methodology. He is one of the few who realizes it.

Dear Dr. Sartin:

I haven't written in awhile, but it certainly doesn't mean I have forgotten the people at O. Henry House, and the fantastic Methodology that has enabled me to enjoy the races. I am doing well of late. That Entropy 2 program you sent me last year has been a boon. It is especially effective for second place, particularly when combined with other Methodology programs which are useful for the win, such as Quad Rater.

Take care, thanks again for everything, and I wish all of you the best.

Yours very truly,
W.R., Minnesota

Dear Folks,

...Since you replaced my original Quad Rater (it had a strange glitch), the results have been unbelievable, to say the least. The winners come in like clockwork at all different prices. Last Friday was the capper. The top choice paid \$44.00 to win. The next two choices ran in the money also. The exacta paid \$707.00 and the triple paid \$3,550.00. The previous race was won by the top choice also. The daily double paid \$249.00. I want to make sure I am never without Quad Rater again. I'm going to place the copy I'm ordering in my safe deposit box in case anything should ever happen to the one I'm now using. I want to thank your group for the great software you are producing. I have never had this type of consistent success at horse racing in my life.

Sincerely,
A.M., New York

Dear Doctor Sartin:

...as a member of your organization for a little over a year, I have learned volumes.

Your knowledge and insights into the nature of horse racing and our human nature are laser beams to the soul. Your dedication and perseverance flow from you into your teaching members and down to us. We must all become winners by sheer osmotic pressure !!

Profound thanks,
D.G., California

Howdy Folks:

Enclosed you will find the old PL3 which you replaced. The new one has performed well in all menu functions. Amazingly I used it correctly. Two whopper exactas in one day at Sportsmans. \$272 and \$170.

Thanks to you all. You have a great team.

R.B. Wisconsin

Dear Shane,

...I am currently using PL3 and finding more longshots than I've had in a long while.

Thanks for the efforts of you folks.
R.H., Texas

...The Follow Up continues to be a wealth of information. I was glad to see Doc Sartin's article on the +'s and 0's in issue #56. I have been using the procedure ever since I saw how it worked for Glenn Smock in the original Pace Line manual. Though the parameters have changed a little since then, using the procedure in conjunction with the best of the last 3, or sometimes 4 SR/TV has proved quite profitable...

Sincerely,

D.McF., Washington

DOC COMMENTS: This is a healthy reminder that we started using best of last 3, comparable distance-surface, many, many years ago. This client never forgot and continues to win with the practice.

Dear Doc,

Hope this finds you and all the good people at O. Henry House fine. When I recently renewed my subscription to the Follow Up for the ninth time, I started to think of how much the methodology has done for me since joining you in 1982 and how much happier you have made my life.

This has been one of the worst winters I can remember in NY and am looking forward to spring and summer. I recently underwent additional surgery to my left leg and continue to see my stud value decrease, and thank god they don't shoot old horseplayers. While I am laid up I tried the standard edition of the All-Ways software that is being offered by Bris. Doc it's enough to make an astro-physicist throw up, and could not wait to delete it from my hard drive. The more programs I have tested outside the methodology the best decision I have ever made was to be a part of the Sartin Methodology...

Best regards,
S.W., New York

Fortunate is he who, with a case so desperate as mine, finds a judge as merciful.

Thanks for the Profile program.

Peace & Freedom,
M.K., Illinois

DOC COMMENTS: This is from a winner helping others to become winners. He ordered some outdated material that I refused to send him because 1983 material is not applicable to today's racing. It is not he who is desperate, just a few of his students.

Howard,

...Just wanted to thank you again for Pace Launcher 3. It is truly a superior product.

Here are some "model" printouts I did. I hope to get back to the Garden State soon. I need the money!

The Skinny

Race	Raw composite Rank of Winner	Mutuel	Corollary
1	1	\$14.00	#1 Aodds-EXDC
2	1	\$5.80	#1 Aodds-EXDC
3	1	\$5.00	Ditto
4	1	\$6.20	Ditto
5	3	\$20.60	#4 Aodds-EXDC
6	3	\$6.80	#3 Aodds-EXDC
7	3	\$3.20	#2 Aodds-EXDC

Not bad for the first time I used the program.

- 57% betting top two (4/7). \$7.75 mutuel. Would have done better on races 6 & 7 with bolder contender selection - too many horses in machine.

- 100% betting top three. \$\$7+ mutuel

- Had a \$20 double on races 7 & 8 - which paid a snoozing \$32.

My 37th birthday was 4/8. PL3 was easily the best birthday present I got. See you soon.

M.N., New Jersey

P.S. The PL3 manual is the work of a genius! Nice job - linear - easy to understand for this computer geek...

Hi Gang:

Enclosed is a canceled receipt from April 21, 1996 Sportsman Park Exacta. \$449.60. This happened to be a tandem race. Never would have had it using any other methodology. Keep up the good work. Thanks again.

R.B., Wisconsin

Amibote	DAIR DP 21 26 18:05	21 APR 1996
	CASH/CANCEL RECEIPT	
CASHES	13948627806089	449.60
TOTAL		449.60

...Every now and then I see in the Follow Up where somebody writes you about not believing that we can get some of the longshots we say we do. Since I have been a member I have had 2 60 to 1 shots, 3 40-45 to 1 shots and I have lost count of the 30 to 35 to 1 shots I have had. If we just follow the guide lines and read and study! Thank you for keeping us informed. Right now I am on my second batch of tapes re: The Las Vegas Seminar. It seems that everything I read or hear helps me become better and better. I am ashamed to admit that I just recently started using the POH & POR printout. It just makes everything in Quad Rater and Thoromation easier to understand. I also find that the FPS & Energy screen is very helpful. I look at 3rd Fraction rank compared to 2nd Call rank - two low ranks can be deadly.

You have furnished us the tools, it is up to us to use them. I am running about 70% on the win end. I have had some 20 race cycles at a 80% win. I play a lot of Trifectas, but I still struggle at times on the 3rd horse. Lately, I have been finding that the horse or horses that I hide on the Composite screen have ran 3rd on me. So I have been modeling their running habits. Odd as it may seem, Win-Place have run pretty true for me, paying some nice exactas.

Thank you Doc, for everything! Take care of yourself. Thank Shane for me for the help he has given me in the past.

Cordially,
T.M., Ohio



MEET THE PRESS

Washington opens new race track

From news services

The grand opening of Emerald Downs, in Auburn, Wash., on Thursday was a joyous occasion for the whole, beleaguered racing industry. But the scheduled, 100-day season will certainly affect California racing — possibly for the worse, by luring horses away from its already sparsely populated barns.

Roundup

Western Washington's lone race-track, Longacres, shut down in 1992 so that Boeing could develop the land. Some of Longacres' leading trainers switched to the Southern California circuit. Others made the shorter move to Bay Meadows, Golden Gate Fields and the Northern California summer fairs.


The fear down here is that some of those barns will go back to Washington, and that others will follow, especially from the fairs, whose cheaper horses would fit nicely in Emerald Downs' races.

"I guess the best word is concern," said Charles Palmer, racing secretary at the San Joaquin County Fair in Stockton. Palmer said it's hard to know how many fair horses have been shipped to Emerald. But so far, their departure is offset by an influx of Arizona horses with nowhere to go in the summer because AKsarben, in Nebraska, isn't open this year.

Congratulations to all our friends and dients in Washington. You finally got your Seattle track up and running. I hope the mutuels are as profitable as they were at the old Longacres. If so, I'm on my way. Pity they had to call the track Emerald. I'd hoped for The New Longacres. Tradition, you know.

Bizarro

By Dan Piraro



BAD NEWS for SPOKANE WASHINGTON

Playfair will not hold '96 meeting

In a bombshell announcement, Playfair general manager Dan Hillyard told the Washington Horse Racing Commission Wednesday that Playfair Racing Inc., the operator of the Spokane track for the past four years, will not stage a 1996 season.

RELIGION

Anti-gambling force gathering strength vs. gaming

By Deborah Kovach Caldwell
Dallas Morning News

The casino industry opened a lobbying office in Washington last year. It was preparing to battle people such as the Rev. Weston Ware.

Ware, a gray-haired church activist with a soft Texas accent and a crumpled look, is part of a growing national anti-gambling backlash led by religious leaders. He has watched old-fashioned card-playing, bingo and horse-racing tartered up as casinos, state lotteries and off-track betting parlors. And he's appalled.

"I'm against gambling because it hurts people," said Ware, associate director of the Texas Baptist Christian Life Commission in Dallas.

The gambling industry is a 48-state, \$40 billion-a-year venture, according to analysts. Eight years ago, casinos existed only in Nevada and New Jersey; now they're legal in 24 states. There are lotteries in 37 states.

But gambling has exacted a price, according to Ware. Studies indicate that between 1 percent and 6 percent of gamblers will suffer some sort of gambling addiction. Lotteries and slot machines amount to a tax on the poor and elderly, their most frequent users, he says. Casinos cannibalize the businesses around them, corrupt

public officials and promote organized crime, Ware claims.

Moreover, he says, gambling of all kinds undermines the value of work. By promoting it, he says, politicians are in league with an industry that makes its money off the fantasies of the poor and working class.

The casino industry says otherwise. Its Washington lobby, the American Gaming Association, says casinos create thousands of new jobs, increase property values and in 1994 generated \$1.4 billion in tax revenues for state and local governments; other forms of gambling, such as state lotteries, charitable gaming, sports betting and horse and dog betting, contributed about \$6 billion to \$7 billion more.

If the truth be known, far more people endanger their family's income each year by going into "legitimate" business ventures: Commodities, stocks and real estate than are hurt by gambling. And, the statistics on horse race bettors show them to be the least hurt of all. This is a fact that neither anti-gambling forces nor The National Council on Problem Gaming recognize.

Farcus

By David Waiglass
and Gordon Coulthart



"I guess the moral of the story is never bet on the favorite."

Here is news sent to us by Tom Ziegler of Yuma, AZ. It is excerpted courtesy *Card Player Magazine* of Las Vegas ~



Nevada Approves Interstate Phone Bets

The Nevada Legislature has voted to allow the state's casinos and freestanding sports and racebooks to accept telephone wagers from around the country. Until now, Nevada licensees could accept phone bets only from customers calling from within the state.

Proposed regulations would require patrons to first open their accounts in person. However, once an account has been established, bettors could deposit front money or secure a credit limit, allowing them to make parimutuel bets on credit without leaving their homes in other states.

The Legislature amended the Nevada Gaming Control Act to keep Nevada's off-track betting operations competitive in the face of a growing list of states authorizing, or at least tolerating, out-of-state phone bets.

Anthony N. Cabot is one of Nevada's leading gaming lawyers and a partner at the prestigious and influential Las Vegas law firm of Lionel Sawyer & Collins. Cabot represented the Nevada Parimutuel Association in a hearing before the Nevada Assembly Judiciary Committee on the proposal to allow interstate phone wagers. He prepared a written memorandum on the impact of the federal Interstate Wire Act.

Cabot argued that a wager is a contract, and under established law, no contract is made until it is accepted. An out-of-state patron calling a Nevada book is only making an offer; the actual "wager" occurs in Nevada. I believe that Cabot is correct, but the Interstate Wire Act is not limited to completed wagers; it bars the transmission of gambling information.

Cabot recognized that he had to deal

with the federal Act's broad prohibitory language. He raised the two arguments that any good lawyer makes when faced with an adverse statute: 1. The Act's language does not apply to us; and 2. To construe the Act to apply to us would defeat the purpose behind the law.

Unfortunately, neither argument is airtight in this case. The purpose of the Interstate Wire Act was to combat illegal gambling operations and to assist the various states in enforcing their gambling laws. However, the language of the Act does seem to apply to all gambling operations, legal or illegal.

There are only two possible exemptions. One is the Interstate Horse Racing Act, a complicated statute that does allow interstate phone bets, but only if many procedural requirements have been met. The stronger argument is that the Interstate Wire Act itself has an exemption for legal wagers.

Nevada will be only the second state to explicitly authorize interstate telephone wagers. In 1990, the New York State Legislature amended the state's Racing, Parimutuel Wagering and Breeding Laws to allow telephone betting by both residents and nonresidents. The law even spells out the minimum advance deposits required:

The situation is more chancy in Connecticut. In 1993, the state Legislature ordered the state's off-track betting system sold to a private operator. The Legislature never approved phone bets, however, the Division of Special Revenue has issued regulations that explicitly allow telephone wagers, at least from within the state.

An open letter from Dick Mitchell:

I've discovered five winning stock market strategies that'll make you thousands and thousands of dollars. Four of these five strategies are automatic. You simply purchase a stock or group of stocks and hold them for a fixed period of time. You then sell and take your profits or reinvest the profits for compound growth. These strategies are very simple. One involves buying only one particular Dow Jones stock each December and selling it thirteen months later. This very basic play averages over 20% per year!!! It's hard to believe, but true. Last year, 28+%!!

What's really ironic is the fact these strategies take much less time and energy than thoroughbred handicapping and return a lot more money. Handicapping Intel is a lot more profitable than handicapping Cigar. In this game, there's no ugly 18% to 20% takeout. It's a positive-expectation game. You can only win in the long run. Your financial future is a whole lot brighter.

Yours in winning,



Dick Mitchell

This is an entirely new tune that Dick is singing. When I knew him well, he was saying just the opposite - that horse racing was by far the better investment.

I'm disappointed. I was planning to sell all by stock next year and invest solely on my handicapping. I don't see 20 to 28% per year as being better than over a 50% ROI per week on horse racing; which is common if one bets *VALUE*. Of course one can invest more in the stock market. My philosophy is: Make 50%+ with your racing profits, then invest in a good stock portfolio and let it work for you while you're at the track enjoying a consistent weekly cash flow. Take some of the cash for expenses and fun, then invest the rest in something long term.

Excerpted from
Mid-Atlantic Thoroughbred Magazine...

The world according to Andy Beyer

Q: How much have other forms of gambling hurt racing over the past, say, 20 years?

ANDY'S ANSWER

Sports betting is simply a better gamble from a mathematical standpoint. You're bucking a 4½ percent takeout or even less as opposed to the 20 percent at the race track.

I'll bet he wishes he never said that. A sports bet, after Vigorish pays the equivalent of a \$3.85 show bet; plus, you have to beat the spread except in baseball.

Doc Sartin

ENDS & ODDS

Barry Meadow often writes things that seem to me are in direct contrast to his true persona. Perhaps some of his writings are tongue in cheek appeasements to mass opinion. To me, he's a very likable and highly intelligent individual. Since, in this issue there is a lot of implied criticism of *some* of his written testimony, I feel it's only fair that we reprint a few of his words from a May, 1996 American Turf Monthly article that are quite accurate *and* incisive:

by Barry Meadow

ONE OF THE NICE THINGS ABOUT possessing a large computer database of race track information is that you discover that almost everything you've read about handicapping is wrong—because as the sample sizes get larger and larger, results gather around the norm.

It turns out there's really no clever way to beat the races simply by applying an angle or two. Because while you might find a slice of time where something works—sometimes for thousands of races—as the number of races you check goes up, the likelihood that anything works in the long term goes down.

Barry's honesty may aggravate some of his close fiends who are peddling programs that specialize in producing the results of big, "way back" data bases. This is only the beginning of a longer article but it demonstrates that Mark Cramer and I are not the only ones who are horrified at the notion of handicappers making wagers on out of date models and/or profiles. He also saves me from having to criticize the work of Michael Nunamaker's work. That would be distasteful since Nunamaker sends me all his booklets gratis and is an apologist for BRIS whose downloading service is the best. Some of their product claims, however, are far less accurate than their downloads.

I gleaned another highly accurate statement from an offering by Joe Colville in the Cramer-Olmsted Report:

Not that you can't beat the races. But simply looking for some particular subset of a large group, which may have proved profitable for Gulfstream Park for 1995, is not the way to go. Longshot methods are particularly vulnerable to wild skews, in that a single longshot winner can account for the entire profit of a method. In Michael Nunamaker's study titled *Longshots*, for instance, a certain system showed a net profit for a three-year series involving 2,649 races—but in 1994 it suffered a 14 percent loss.

From Joe Colville

Tom Brohamer, during a radio interview, said he did not know what the next frontier for horseplayers would be. Why not find out why opposing horseplayers bet the way they do? This is an untapped source for determining overlays. Horseplayers study the horses they bet on but do not study the horseplayers they bet against.

His definition of the "next" frontier is actually the *NOW* frontier. With us it has always been virtually the *only* frontier. It is the reason we have to produce a new program every year or so. It is the essence of Pace Launcher 3: a tool for determining *public misconceptions* and wagering accordingly. Breeding advocates like to say that Breeding, Bloodlines and Exploring Pedigree, a la Mike Helm and successfully practiced by Mark Cramer, Julian Brown and others, is the *new frontier*. Actually breeding was handicapping's *FIRST* frontier. Study the history of thoroughbred racing or ask any devotee of handicapping from the British Commonwealth.

Mark Cramer offered an excellent presentation on breeding angles, among other factors, at our Baltimore seminar. He kinkily picked a horse that came in second by a head bob and a healthy winning exacta. Mark is the first to warn that trying to "play" every race on breeding factors alone is folly. Despite his excellent selection in Baltimore he only made one bet. A good number of "breeding-based" selections are also Methodology selections. Mark is the first to agree about utilizing *corollary* information.

Back to Joe Colville's observations: Current public conceptions are being warped to a high degree by the material we produced years ago which now seem to be considered public domain as demonstrated in this ad. The ad source seems to place no value on invention. They choose to make their profit from the Sartin Methodology circa 1975-83. R.I.P. and lotsa luck with all the favorites it gets.

FROM THE AD:

ANNOUNCING THE FIRST COMMERCIAL OFFERING OF A TOTAL COMPUTER HANDICAPPING SOFTWARE PACKAGE THAT WILL OUTPERFORM ANY ON THE MARKET TODAY.

Performance Factors

• Running style (E, EP, P, PS, or S)

✓ FEET PER SECOND parameters:

EP, SP, PM, AP, FX, OE, LX

✓ TOTAL PACE FACTORS:

F1, EP, FFR, TP, LP, ELP

How low does one have to sink to use such obvious Methodology factors? One good aspect is that my once arcane terminology is now merely mainstream slang. How much lower does one have to sink to declare it's all being offered for the *first time*? Their compilations are between 14 and 21 years old.

Here's the opening of another ad taking a pot shot at the outfit that was charging over \$1200 for their program but is now available from BRIS for \$5.95. I sure agree with the following:

We don't throw the kitchen sink at you.

We don't know about you, but we certainly don't get a warm, fuzzy feeling when someone offers us Brohamer/Sartin figures, Hambleton figures, Scott figures, Quirin figures, Beyer figures and who-knows-what-they'll-think-of-next figures to try and handicap a race. Been there. Done that.

The outfit being referred to as Kitchen Sink never used our numbers properly to begin with. Nor does the BRIS version.

We still use much of the same terminology that they're pirating but the formulae has been drastically altered through the use of Chaos mathematics. I *should* have altered the terminology to fit current reality but too many people are still struggling with the original terminology. Comprehension of esoteric terms has never been popular with handicappers. So I left the terms basically the same and changed the formula. I assure you however, that our EP, SP, FX LX et al are *not* in the above advertised program nor in any of the others claiming to be using Sartin, et al, figures.

Get caught kidnapping someone's child it's a maximum sentence. Kidnap someone's brain-child: No penalty. It's called "Imitation is the sincerest form of flattery."

We view something quite ironic when perusing our files: every time ads appear offering an "easy and better mousetrap," we lose a few clients. Then within a year or so they write or call wanting to resume client status and get our latest program offering. Sometimes they're disturbed when they're told that a subscription to the Follow Up is essential for reinstatement. It's necessary because, along with access to the HOT LINE, The Follow Up is a means of keeping clients informed on *TODAY'S* reality and up to speed. Casual abandonment of the method based on the fact that others make more hyperbolic promises than I, is consistent with the behavior of fickle lovers, rather than with a winning attitude.

READER FORUM

Can't We All Just Get Along?

*An approach to
controversial issues
in handicapping.*

by Ronald Roblin, Ph.D.

AS A RULE, THE FRATERNITY OF handicapping authors maintains high standards of civility toward colleagues in the profession. Seldom in the books of such eminent handicapper-authors as Dick Mitchell, James Quinn and Mark Cramer, among others, do we find pointed criticisms of the views of other members of the community.

A happy exception to this gentlemanly practice is found in a recent article by Howard Sartin in AMERICAN TURF MONTHLY ("Value and Multiple Choice Wagering"; ATM, February, 1996; page 16). Dr. Sartin not only argued the case for wagering on one's first and second choices to win, but he also took pains to single out writers who defend a betting strategy that regularly seeks out horses at boxcar prices, even when these starters may be only their third, fourth or even fifth choice in a race. Such an approach continually risks lengthy losing streaks, streaks that are damaging to the morale and emotional stability of less brave hearted souls. Moreover, Dr. Sartin mentioned certain accomplished handicappers by name in stressing his disagreements with them. Hopefully, he will provoke constructive discussion by his efforts to address this lively issue by way of direct criticism.

Two items excerpted from the July, 1996 issue of American Turf Monthly. This magazine has lived up to its 1993 promise of improved content for which I heartily commend them.

The practice of boldly criticizing one's peers in print is hardly novel in the academic world. Any self-respecting academic who believes that he or she has something useful to say on a subject can expect to receive a barrage of critical responses from their well-meaning colleagues.

The academic approach Dr. Roblin speaks of pertains well to Jim Quinn and Mark Cramer; also to Tom Ainslie – but not to Dick Mitchell, if you go by his more recent works.

In answer to his posed question: "Can't we all just get along?" NO! But it is a consummation devoutly to be wished. The majority of handicapping experts do not adhere to an academic standard. When I began my endeavors, I thought such standards did apply. I was self-deluded. The academic concept of shared information and giving fellow academicians footnote credit for their contributions is all too rare in the self-serving arena of alleged handicapping experts.

And also from the July ATM issue, this short excerpt from a guest editorial by Steve Collison:

As a professional horseplayer, I'm at the track every day.
What I read about isn't the reality I see.---

Steve went on to say:

...This sport isn't dying, as many would have you believe. Changing, yes—as everything must. But dying, hardly. It's funny, but when I started in this game 25 years ago, the same gloom-and-doom editorials dominated the sport. If you follow racing history, you'd know that the game has endured a thousand premature obituaries. Yet here we are, and here we'll stay because this sport is so much better than the shallow minds give it credit for.

As for me, I say to hell with 'em. Just let the rest of us enjoy the game the way millions have in the past and the way millions will in the future. Every day is great day for racing, if you want it to be.

—Steve Collison

Mr. Collison's focus on the fact that today's racing is changing is most insightful. He makes his living through handicapping. If others seek his level of professionalism, they must recognize the significance of his line "The reality I see...". We cannot win in today's racing with the outmoded concepts and methods, many of which are pirated without credit to the creators. We need more creative thinkers in this field. Perhaps Dr. Roblin and other academics could inject some of their idealism and devotion to the scientific method to handicapping. The American Revolution, as manifest in the Declaration of Independence, was not won by "getting along" with King George III.

"There is a *revolution* going on in the world of thoroughbred handicapping..." So begins the dust-jacket overview of Tom Brohamer's *Modern Pace Handicapping*. Truer words were never penned. And that revolution has progressed more since the book was written. The American Declaration of Independence was not, as we read in schoolbooks, authored solely by Thomas Jefferson. The writing was masterminded by the wily intellect of Benjamin Franklin with much of the incendiary material supplied by Tom Payne. Payne then went to France where his inflammatory talents were worded to fertilize the seeds of the French Revolution. Everyone should read the American Declaration of Independence. King George is accused of everything *including* placing "savage Indians" at the colonist borders to massacre and menace them.

Every great advance in history, along with a few great regressions, have evolved through revolution, military or intellectual. In the field of science, Galileo revolted against Plato and Aristotle. Newton against Galileo, Einstein against Newton and contemporary physics and mathematics showing us that Einstein didn't go far enough. In short, it's totally impossible to start a revolution unless you know *who* or *what* you're revolting against.

Anatomy of a Problem Race

with Shane & Doc

Shane:

For this problem race I will be using Quad Rater with Thoromation 1 as my corollary program. This is the seventh race at Belmont, an allowance race with an eight horse field at six and a half furlongs. Some people tell me they stay away from allowance races (why, I'll never know. To me they're most profitable). I entered all eight horses primarily because each horse had a usable line with a speed rating over 80. I went back four on *Clear Sense* because it is comparable to today's distance. Had I needed to reach back further for a sprint line, I would have extracted a sprint from his last line instead. I also went back four for *Blissful State* because of the route three back and he has a high APV. Dad makes a good case for not using *Pacific Fleet*. The horse does cloud the Thoromation/Synergetic Match Up pictures slightly. Yet in Quad Rater the win and place horse rank 2 -1 even with my possibly using too many stale contenders. Since many clients make this same mistake, I try to do as the majority of you might and still make a profit.

So, at the request of several clients wanting to see a problem race from somewhere *other* than the west coast, we're off to Belmont (for a change of pace).

A O D D S "G O L D" - Modular Version 5.01

7th bel June 19 6.5f b37500 bun 6 1/2 FURLONGS DIRT thoroughbred open 3 year olds and up ALLOWANCE. Purse \$37500 (4:00) (8)
 (Probable Pace: 22.1 45.1 118.2)

1 UNDENIED (11:1) Apv: 71X-#7

	1998	7	3	4	0	\$85600	1995	1	0	0	1	\$1850
27Apr98 AQU ft Alw35000n\$ 8	22	45.4	58.1	110.3	5-4	3-0.5	2-0.5	2-1.5	90G	88-9	LETS, UNDEN, DENMA, Bid, no	5
13Apr98 AQU ft Alw31000mi 7	22	44.3	109.4	122.3	9-8.75	7-4.75	2-0.5	1-4.5	*97G	95-7	UNDEN, MAJOR, CITIF, Erratic	10
24Mar98 AQU ft Alw33000ni 8	23.1	46.3	111.2	138	8-4	6-5.5	4-8	2-4.75	89b	75-24	DANCE, UNDEN, FREED, Up for p.	10
13Mar98 AQU ft Clw50000 8	22.4	46.1	59.2	111	3-3	3-1.5	2-4	2-3.5	87G	88-11	IMA G, UNDEN, BAKAU, Bobbled	5
1Mar98 AQU ft Md40000 6	23	46.3	59	112.2	3-0.5	2-0.5	1-0.5	1-2	93G	85-14	UNDEN, VALID, NEART, Drew cle	7
24Jan98 AQU sy Md50000 8.5	24	48.1	113	146	2-1	2-0.13	1-0.13	3-3.75	85g	71-25	ONSAY, DOCTO, UNDEN,	6
4Jan98 AQU ft Md35000 8.32	24.2	50	117.1	149.4	2-0.13	2-0.13	2-0.13	2-1.5	75g	47-48	FIRES, UNDEN, SALTY, Second b.	9
14Dec95 LRL ft Md50000 6.5	22.4	46.3	112.1	119	7-7.25	5-4.5	4-3	3-2.75	76G	81-18	CRIMS, SWAKE, UNDEN, Wide, lu,	12

Workouts: *30Mar98 AQU 4f ft 48.1 B 1/3 22May98 AQU 5f ft 102.1 B 4/9 14May98 AQU 5f ft 101.3 B 3/7 *3Apr98 AQU 5f ft 100.1 X 1/8

2 DEVIOUS COURSE (8:1) Apv: 222X-#1

	1998	2	0	0	0	\$1820	1995	10	1	2	1	\$89710
18Feb98 GP ft Alw32000n3 7	22.3	45.4	110.4	123.3	5-7.5	5-8	5-9.5	5-16.75	82u	89-21	UN E, STRAT, ACHIE, No facto,	8
28Jan98 GP ft Alw30000n3 7	23.3	47	111.3	124.3	8-8.75	7-7	5-3	4-2	95g	79-20	FLEET, BICK, ACHIE,	9
18Dec95 CRC ft Kennysuar 7	22.2	45	110.1	123.2	7-7.5	7-8.5	7-8	8-5	98g	89-15	HYROG, EXCEL, PONCH, Wide, mi,	10
18Nov95 AQU ft Alw34000n3 7	22	44.4	109.2	122	8-9	7-4.5	2-5	2-5.75	*95G	88-10	PLACI, DEVIO, TRACK,	9
27Oct95 BEL ft SportPage 7	22	44.3	109	122	8-4	11-5.75	12-10	12-15.5	87u	75-11	SIPHO, IN CA, FT. S, No threa,	13
22Sep95 NED sy PogassusK-G 8.5	23.4	46.4	111	140.4	3-3	4-7	4-15	4-28.25	81b	73-18	FLYIN, DA HO, GHOST, Tired,	4
19Aug95 SAR ft Kingblishe 7	22.2	45.1	109.3	122.2	5-2.5	2-2	2-2	4-4	103g	90-15	TOP A, FT. S, EXCEL, Bid flat,	10
30Jul95 SAR ft Alw36000n3 7	22.2	45.1	110.3	123.3	4-4	4-3.5	1-0.13	1-1.5	97G	88-13	DEVIO, BRAVE, WILD, Drew cle,	6
13May95 SPT ft IllDerby-G 9	47.1	111.4	136.1	148.4	9-8	8-7.75	8-9.75	10-17	84g	79-15	PEAKS, DA HO, WESTE, Wide, ga,	13
3May95 BEL wf Withers-G2 8	22.3	45.1	109.3	135	8-4	7-4	8-5.75	7-13	83b	75-18	BLU T, PAT N, NORTH, Lacked a,	9

Workouts: 7Jun98 BEL 5f ft 102.2 B 22/38 1Jun98 BEL 4f ft 49 B 22/37 13May98 BEL 5f ft 101.3 B 11/28 8May98 BEL 5f ft 100.2 X 8/33

3 UNREAL TURN (8:1) Apv: 64X-#8

	1998	3	0	0	1	\$5025	1995	18	3	4	1	\$60580
22Jun98 BEL ft Alw37500n3 8	22	45	58.4	109.1	3-1.5	3-1	2-1.5	3-2.25	*98G	94-12+REALI, CHURK, UNREA, Stalked,	8	
20Apr98 NIA ft Coconutgro 8	22.2	45	57.3	110	5-1.75	4-3	5-8.5	5-11.5	82g	78-18	LIGHT, ASPEN, THATS, Faded,	9
6Apr98 NIA ft Kiasprntch 7	23.2	45.3	109.4	122.2	1-0.13	2-0.13	3-3.5	7-8.75	90g	85-17	NOT S, CONST, EXCEL,	8
31Dec95 AQU ft Alw35000n3 8	22.4	48	57.4	110.3	5-2.75	4-2.25	2-4.5	2-7	91G	83-15	WHIRL, UNREA, RAJA', Held sec,	8
25Nov95 NED ft Alw23000n3 8	22.2	45	57	109.3	2-0.13	2-0.5	3-2.5	2-4.25	92G	87-17	OUR E, UNREA, FLEET, Second b,	7
15Nov95 NED ft Alw23000n3 8	23	48.2	111.3	138	3-0.5	1-1	1-0.13	3-3.5	92G	82-25	VALIA, VANTH, UNREA, Weakened,	8
21Oct95 NED sy Kingland35 8	21.4	44.2	56.4	109.3	3-4	4-5.5	5-10	5-12.5	81g	78-13	HAY C, OLD T, ONTO, Tired,	5
12Oct95 NED ft Alw23000n3 8	22	44.4	56.4	109.1	3-0.5	3-3.5	2-7	2-12.5	84G	80-18	KEROI, UNREA, FOR A, Held pla,	7
29Sep95 NED ft Bergencoun 8	21.3	44.1	56.2	108.4	4-2.5	4-0.75	3-2.5	5-4.25	93g	91-10	HAY C, FRIO, DANNY, Tired,	8
29Jul95 NYH ft Alw24000n2 8	21.3	44.2	56.4	109.4	2-0.5	1-0.13	1-1.5	1-2.25	97G	90-15	UNREA, WITHO, CLIMB, Driving,	7

Workouts: 28May98 NYH 4f ft 47.4 X 4/38 *17May98 NYH 5f ny 100.4 X 1/3 18Apr98 NIA 4f ft 48.1 X 3/17 *2Apr98 NIA 3f ft 34.3 X 1/10

4 CHURKA (2:1) Apv: 122X-#3

	1998	2	0	1	1	\$11460	1995	7	1	1	1	\$45714
22Jun98 BEL ft Alw37500n3 8	22	45	58.4	109.1	5-5	4-2.5	3-2	2-1.25	*98G	95-12+REALI, CHURK, UNREA, Finished,	8	
2May98 BEL ft Alw36000n3 8	22.3	45.1	56.3	108.1	5-3.5	3-2.5	3-4	3-7.5	94G	93-4	KAYRA, REALI, CHURK, Saved gr,	7
10Jun95 BEL ft BlvaRidge- 7	22.2	44.4	110.2	124.1	7-9.25	7-9.5	4-5.5	4-4.25	90b	78-14x	WESTE, MR. G, BLU T, Wide, imp,	8
10May95 BEL wf Alw34000n2 8	22.1	45.2	57.2	109.4	5-8.5	5-2	1-1	1-4	97G	92-14	CHURK, KERFO, LAKE, Wide, go,	5
22Apr95 AQU tf Alw34000n2 8.5	24.1	48.4	114.1	145.3	3-7.5	3-4.5	5-5.75	5-13.25	75g	88-18	CLAUD, WAYER, GERET, Lacked r,	8
1Apr95 AQU ft Alw32000n3 7	23.1	46	110.4	123.2	5-3.5	5-3.5	3-3	3-5.5	91G	81-13	KINGS, WILD, CHURK, Four wid,	7
4Mar95 AQU ft BestTurn-G 8	23.1	48.4	59	111.1	7-5.25	7-4	8-9	7-12.75	76u	74-24	DA HO, PAT N, CANDY, Wide, fla,	9
11Feb95 AQU ft WhirlawayB 8.5	23.1	47.4	114.4	149.2	5-10	4-3.5	4-5	4-18	78b	42-38	DEVIL, AVE'S, SIR L, Wide, lac,	8
19Jan95 AQU ft Alw48000n\$ 8.32	23.1	47.1	113	142.3	5-8	4-3.5	2-0.5	2-7.75	88b	77-27	DEVIL, CHURK, GOGO, No match,	8
29Dec94 AQU ft Alw30000ni 8	23.1	48	101	113.4	4-4.5	4-4	2-1	1-0.5	91G	74-29	CHURK, BID B, GIN O, Driving,	5

Workouts: 28May98 SAR 4f ft 52.3 B 5/8 21May98 SAR 5f ft 104.3 B 2/2 15May98 SAR 4f ft 50.2 B 3/8 29Apr98 BEL 4f ft 47 B 4/44

5 CLEAR SENSE (13:1) App: 90X-44		RTR		1988				1989				1990				1991			
20Mar98	19Q	gd	slw35000n	23	45.4	110.4	136.4	8-4.5	4-1.5	2-0.5	1-1.5	83g	86-21	CLEAR, ELOCA, PROCR, Going aw, 11					
10Mar98	19Q	ft	slw35000n	8.5	23.2	47.1	112.3	144.1	1-0.5	1-0.13	10-11	10-20	77g	84-21	BACK, ELOCA, AFLEE, Dueld, i, 12				
19Feb98	19Q	ft	slw35000n	9	50	114.4	141.1	154.3	5-3.5	4-3.5	4-4.5	6-7.25	82b	58-32	TSUNA, BLAZO, BOLD, Checked, 11				
14Feb98	19Q	ft	slw33000n	6	23	47	59.3	112.4	8-5.75	6-5	5-2.5	2-1	* 86G	82-18	JUDGE, CLEAR, ABTWI, Finished, 8				
5Apr95	19Q	ft	slw34000n	9	48.3	113.4	139.1	152.1	6-12	6-8.5	6-8.5	6-18.25	72b	83-27	LARCH, DOUBL, KLOND, Stabled, 7				
25Mar95	19Q	ft	slw34000n	9	49	114.2	140.3	153.4	8-8	5-3.5	2-3	2-2	91b	69-25	TALC, CLEAR, KLOND, Pinched, 8				
12Mar95	19Q	ft	slw32000n	8.32	24	48.2	113.3	144.2	3-5.5	2-1.5	1-0.13	1-0.08	86G	76-22	CLEAR, VARRI, BEST, Driving, 9				
20Feb95	19Q	ft	HdSpVt	9	49.3	115.1	141.4	155.1	4-5.5	4-4	2-0.13	1-2.25	86b	80-29	CLEAR, POLIT, IT'S, Svd grou, 9				
8Feb95	19Q	ft	HdSpVt	8.5	23.2	48	115.1	150.2	3-0.5	3-1	5-7	6-17	85g	36-40	H.D., IT'S, DIGGE, Used in, 9				
5Feb95	19Q	ft	HdSpVt	6	23.4	48	101.2	115	2-1	4-1	4-4	8-9	86b	58-28	VULTO, ABTWI, DANZI, Used in, 8				

Workouts: 25May98 BEL 4f ft 51.2 B 11/15 18May98 BEL 4f ft 47.4 X 6/35 14May98 BEL 3f ft 37.2 B 7/12 1Mar98 BEL 5f ft 103 B 8/7

6 PACIFIC FLEET (10:1) App: 84X-44		1988				1989				1990				1991			
19May98	BEL	yl	Jalpur-G3	7	22.2	45.3	110.4	123.3	9-10	9-14	8-20	9-33	58w	49-18	GRAND, INSID, GOLDM, No facto, 10		
14Apr98	19Q	ft	slw35000n3	7	22.4	46	111.1	124.1	7-4.25	6-3.5	4-2.5	3-3.75	90G	83-12	HONEY, ROYAL, PACIF, Rallied, 7		
3Apr98	19Q	ft	slw33000n3	7	22.1	44.3	109.2	121.4	5-7	3-8	2-0.5	1-2.25	* 101G	99-11	PACIF, CRYPT, VEGA, Rallied, 8		
8Mar98	GP	ft	slw30000n3	7	22.1	45.1	109.3	122	3-0.5	5-4.25	7-9.75	8-17.5	77u	76-17	SPAMO, MAKE, KNACK, 11		
18Feb98	GP	ft	slw28000n3	6	22.2	45.4	59.1	110.1	4-1.5	2-1	3-10	4-15.25	84u	74-24	YESTE, ICE A, MISSI, Weakened, 9		
22Jan98	GP	ft	slw27000n2	8.5	24.1	48.4	112.3	143.4	2-0.13	3-4.5	3-6	3-9.75	99G	79-23	GENI, OPS S, PACIF, 6		
10Jan98	GP	ft	slw27000n2	8.5	23.2	47.2	111.4	144.3	7-8.75	7-3.75	7-5	4-1.75	97g	83-21	PAULO, JELLY, OPS S, 11		
9Dec95	CRC	ft	slw18000n1	7	23	47	113.1	126	3-2.5	3-1.5	1-4	1-2.75	92G	81-25	PACIF, STRIK, SWISS, Hand rid, 9		
25Nov95	CRC	ft	HdSpVt	7	22.3	46.1	112.2	125.4	1-2	1-3.5	1-4	1-5	92G	82-18	PACIF, GREAT, HEY H, 9		
30Sep95	CRC	ft	HdSpVt	7	22.4	46.3	113.3	127	1-2	1-0.13	3-3	4-8	85b	88-14	K CEE, STEBB, RICHA, Weakened, 8		

Workouts: 4Jun98 BEL 4f ft 48.2 B 1/4 11May98 BEL 4f ft 48.2 X 9/43 28Apr98 BEL 4f ft 49 B 33/89 31Mar98 BEL 4f gd 50.2 B 18/22

7 ELAJJUD (18:1) App: 93X-45		1988				1989				1990				1991			
27May98	BEL	ft	slw35500n2	8	21.3	44.3	56.4	109.1	5-4.5	5-3.5	2-1.5	1-2	* 93G	96-4	ELAJJ, BRIGH, BEAT, Going aw, 5		
2May98	BEL	ft	slw34000n2	8	21.4	44.1	58	108.2	5-8.5	5-9	4-9.5	5-11	87g	89-4	PROSP, LULU, BRIG, No threa, 8		
10Apr98	KEE	ft	slw39000n1	8	21.3	44.3	57	109.2	10-8	5-3.75	4-0.75	1-4.5	92G	91-12	ELAJJ, BALLI, CONF, Six wide, 12		
29Sep95	KED	ft	HdSpVt	8	22.1	45.2	57.3	110.3	1-0.13	1-0.13	1-2.5	1-0.13	85G	86-10	ELAJJ, WILD, HAVE, Driving, 8		

Workouts: 8Jun98 BEL 4f ft 51 B 43/50 13May98 BEL 4f ft 47.3 X 7/81 28Apr98 BEL 4f ft 48.1 X 18/89 22Apr98 BEL 4f ft 50.3 B 12/13

8 BLISSFUL STATE (7:1) App: 180X-42		1988				1989				1990				1991			
14Jul95	BEL	ft	slw48000n0	8	21.4	44.3	56.3	109.1	4-8	4-4	4-8	4-12.75	82g	82-7	PAT N, LORD, KINGS, Lacked a, 7		
10Jun95	BEL	ft	RivaRidge	7	22.2	44.4	110.2	124.1	3-1.5	3-1	7-8	8-19.25	89u	61-14	WESTE, MR. G, BLU T, Broke sl, 8		
3May95	BEL	wf	Vithers-G2	8	22.3	45.1	109.3	135	1-0.5	1-0.13	6-4.25	8-13	83g	75-18	BLU T, PAT N, NORTH, Dueld, 9		
15Apr95	19Q	ft	BayShore-G	7	22.4	45.3	110.4	123.4	3-1	1-0.13	1-2	1-3	* 94G	85-17	BLISS, NORTH, PAT N, Stabled, 6		
20Mar95	OTC	ft	arObsaprin	8	22.1	45.1	58	110.3	2-1.5	2-1	2-0.13	1-0.75	97G105--5	BLISS, FT. S, DAKOT, Edging c, 6			
25Feb95	GP	ft	slw28500n1	7	22.3	45.2	109.1	122.4	6-1.75	4-0.5	2-0.13	3-0.5	98G	88-13	SIKKI, FRITZ, BLISS, 11		
11Feb95	GP	ft	slw25000n1	7	21.4	43.4	109	123.3	3-4	2-7	2-5	2-4	91G	81-14	FT. S, BLISS, JACKS, Best of, 9		
7Jan95	GP	ny	slw25000n2	8	22	45.2	57.4	110.2	5-3	5-5.5	4-4	3-4.5	89G	83-12	DEPOT, ADMR, BLISS, Hung, 8		
21Dec94	19Q	ft	HdSpVt	8	23	48.1	59.2	112.2	1-0.13	1-0.5	1-1.5	1-0.08	94G	81-20	BLISS, JOY D, CLASS, Driving, 9		

Workouts: 8Jun98 BEL 5f ft 59.4 X 2/31 29May98 BEL 5f ft 102 B 15/21 22May98 BEL 4f ft 48.2 X 18/45 14May98 BEL 4f ft 50 B 23/32

BEL 06-19-1996 RACE 7 DIST 6.5 SURF D PURSE \$37,500
PACELINE DATA

#	NAME	L	DIST	S	1stC	2ndC	3rdC	FnlC	BL1	BL2	BLS	BLF	SR	TV
1	UNDEN	2	7.0	D	22.0	44.3	109.4	122.3	6.75	4.75	0.50	0.00	95	7
2	DEVIO	3	7.0	D	22.2	45.0	110.1	123.2	7.50	8.50	8.00	5.00	89	15
3	UNREA	1	6.0	D	22.0	45.0	56.4	109.1	1.50	1.00	1.50	2.25	94	12
4	CHURK	1	6.0	D	22.0	45.0	56.4	109.1	5.00	2.50	2.00	1.25	95	12
5	CLEAR	4	6.0	D	23.0	47.0	59.3	112.4	5.75	5.00	2.50	1.00	82	16
6	PACIF	3	7.0	D	22.1	44.3	109.2	121.4	7.00	6.00	0.50	0.00	99	11
7	ELAJJ	3	6.0	D	21.3	44.3	57.0	109.2	8.00	3.75	0.75	0.00	91	12
8	BLISS	4	7.0	D	22.4	45.3	110.4	123.4	1.00	0.00	0.00	0.00	85	17



BEL 06-19-1996 RACE 7 DIST 6.5 SURF D PURSE \$37,500
 CHOAS FORMULA POWER AND LONGSHOT RATINGS COMPOSITE

#	NAME	L	POR	R	POH-R	R	LS/P	R	W/W
1	UNDEN	2	153.02-	4	140.80-	5	108.21-	3	
2	UNREA	1	155.59-	1	141.56-	4	104.96-	8	
3	CHURK	1	155.59-	1	141.80-	2	107.13-	5	
H# 4	CLEAR	4	140.79-	7	133.22-	8	107.47-	4	
5	ELAJJ	3	155.21-	2	141.85-	1	108.80-	1	
H# 6	BLISS	4	147.88-	6	137.73-	8	105.38-	7	
7	DEVIO	3	150.14-	5	137.53-	7	105.82-	6	
H# 8	PACIF	3	155.01-	3	141.75-	3	108.29-	2	

R=Rank W/W=Wire to Wire LS/P=Long Shot Potential H=Hidden


BEL 06-19-1996 RACE 7 DIST 6.5 SURF D PURSE \$37,500
 QUAD - RATER C H A O S MATCH UP -- AUTO

DREAM RACE	EP	R	FINISH	R
UNDEN	0.00	1	-1.30	5
DEVIO	-0.58	6	-2.36	6
UNREA	-0.29	4	-0.24	2-W
CHURK	-0.45	5	0.00	1-P
PACIF	-0.24	3	-0.33	3
ELAJJ	-0.02	2	-0.48	4

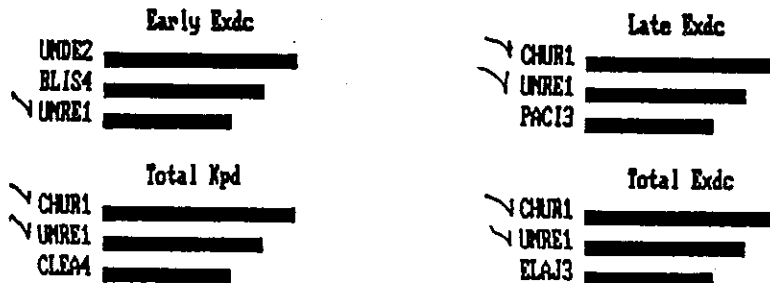
BEL 06-19-1996 RACE 7 DIST 6.5 SURF D PURSE \$37,500
 QUAD - RATER C H A O S MATCH UP -- AUTO-S

DREAM RACE	EP	R	FINISH	R
UNDEN	0.00	1	-0.75	6
DEVIO	-0.81	1	-0.74	5
UNREA	-0.56	4	-0.19	2-P
CHURK	-0.75	5	0.00	1-P
PACIF	-0.50	3	-0.25	3
ELAJJ	-0.38	2	-0.45	4

SP DECELERATION



EXDC & DECELERATION



Doc's Analysis

Here is classical Tandem race without the tandem winner. The tandem horses, CHURKA and UNREAL TURN finished within one length of each other. Yet CHURKA is the 1.2-1 FAVORITE, while UNREAL is going off at almost 14 to 1. In raw Total Energy their Differential is a mere point 12. UNREAL has slightly better Early Energy but CHURKA ranks better Late. There is no way to eliminate ELAJJUD off its last race. BLISS is acceptable based on its APV, which made it just barely permissible to go back 4 races. The same is *not* true for DEVIOUS, earning its #1 APV at lower level tracks. It hasn't fared even reasonably well at a Class AAA track since 1995. So it's *out!* Ditto for UNDENIED whose last race was in April. This is June, 19. CLEAR SENSE ran its 6 fur. Internal Fraction time in its last race in 1:10:4 - adjusted to 110.2, . Not competitive with today's sprinters, and the race was in last March. It had one good sprint back in February. I'm not a recency buff. However, taking PACIFIC of its *best* race showing last April, would be risky; especially since that race gave the horse a one-time-only rating it failed to approach at a Class AAA track before or since. Hence, I've eliminated: UNDENIED, DEVIOUS, CLEAR, and PACIFIC.

This leaves us with UNREAL, CHURKA and ELAJJUD and as a possible in-the-money (not to win) choice, BLISS. The pacelines I used are marked with an X. I ran them through Pace Launcher 3, and made *no subjective* adjustments. I followed the prescribed procedure exactly and got the following readouts, capped by Bottom Line-Betting Line which made the 13.90 winner even money. That's an overlay in my book.

PACE
LAUNCHER

PACELINE DATA

BEL 6-19-96 7 6.5 D

#	NAME	L	DIST	S	1stC	2ndC	3rdC	FnlC	BL1	BL2	BLS	BLF	SR	TV	ADJ	N	T
1	UNREA	1	6.0	D	22.0	45.0	58.4	109.1	1.50	1.00	1.50	2.25	94	12	-2.0	2	1
2	CHURK	1	6.0	D	22.0	45.0	58.4	109.1	5.00	2.50	2.00	1.25	95	12	-2.0	3	1
3	ELIJ	1	6.0	D	21.3	44.3	56.4	109.1	4.50	3.50	1.50	0.00	95	4	-7.0	3	
4	BLISS	4	7.0	D	22.4	45.3	110.4	123.4	1.00	0.00	0.00	0.00	85	17	0.0	1	

Equalize Distances 1=Yes 2=No

TANDEM RACE

PACELINE DATA

BEL 6-19-96 7 6.5 D

#	NAME	L	DIST	S	1stC	2ndC	3rdC	FnlC	BL1	BL2	BLS	BLF	SR	TV	ADJ	N	T
1	UNREA	1	6.5	D	22.0	45.0	111.1	115.2	1.50	1.00	1.50	2.25	96	12	-2.0	2	1
2	CHURK	1	6.5	D	22.0	45.0	111.1	115.2	5.00	2.50	2.00	1.25	97	12	-2.0	3	1
3	ELIJ	1	6.5	D	21.3	44.3	109.1	115.2	4.50	3.50	1.50	0.00	98	4	-7.0	3	
4	BLISS	4	6.5	D	22.3	45.2	110.3	117.2	1.00	0.00	0.00	0.00	88	17	0.5	1	

COUNTER ENERGY

NAME	L	DIST	S	AVE DTV	TV	TV ADJ	T&S	MAN	NET ATM	NTL	TAN
UNREA	1	6.0	D	17	12	-2.0			-2.0	2	1
CHURK	1	6.0	D	17	12	-2.0			-2.0	3	1
ELIJ	1	6.0	D	17	4	-6.0	-1		-7.0	3	
BLISS	4	7.0	D	17	17				0.0	1	

FPS AND ENERGY -- ATM

6-19-96 7 6.5 D

<-

FPS

-><-

ENERGY

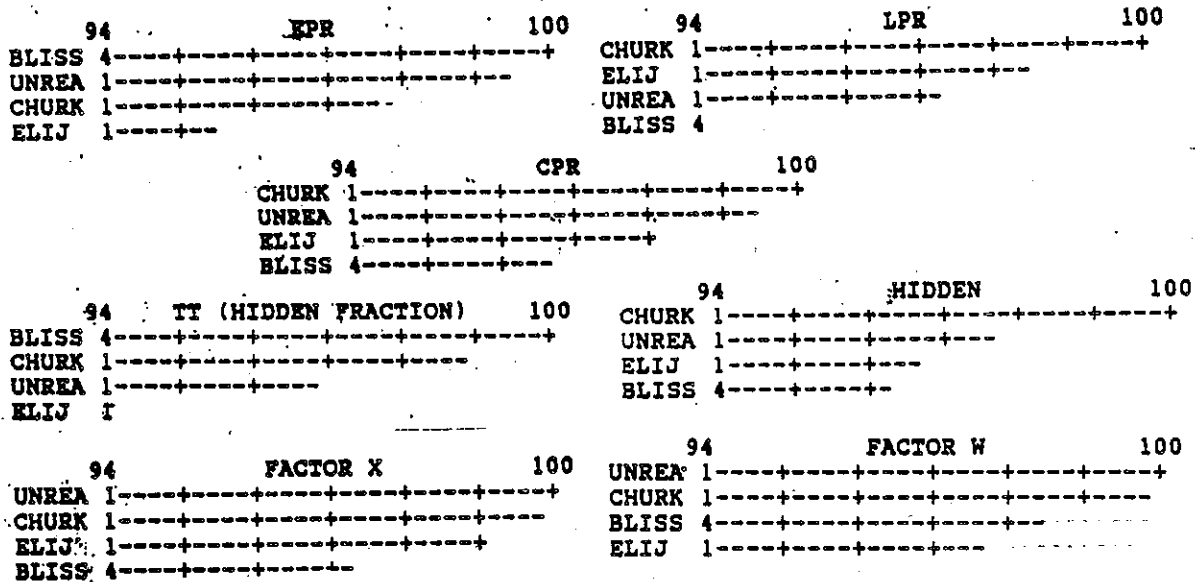
->

NAME	L	N	T	TOT	R	DEF	F1	F2	F3	SC	F1	F2	F3	MED-E
UNREA	1	2	1	170.49	- 2	0.12	59.56	57.38	53.54	58.36	34.94	33.66	31.41	68.59
CHURK	1	3	1	170.61	- 1		58.93	57.73	53.95	58.09	34.54	33.84	31.62	68.38
ELIJ	1	3		169.27	- 3	1.34	59.70	57.22	52.35	58.11	35.27	33.80	30.93	69.07
BLISS	4	1		168.05	- 4	2.56	58.27	58.10	51.68	58.18	34.67	34.57	30.76	69.24

HI/LO Difference = 2.56 Average = 169.6

PAGE LAUNCHER III CHAOS FORMULA COMPOSITE -- ADJUSTED


BEL 6-19-96 7 6.5 D



ADJUSTED

	BOTTOM LINE LS	BETTING LINE ODDS
1 CHURK P	21.5	EVEN
2 UNREA W	20.0	EVEN
3 BLISS S	13.0	3-1
4 ELIJ	12.0	7-2

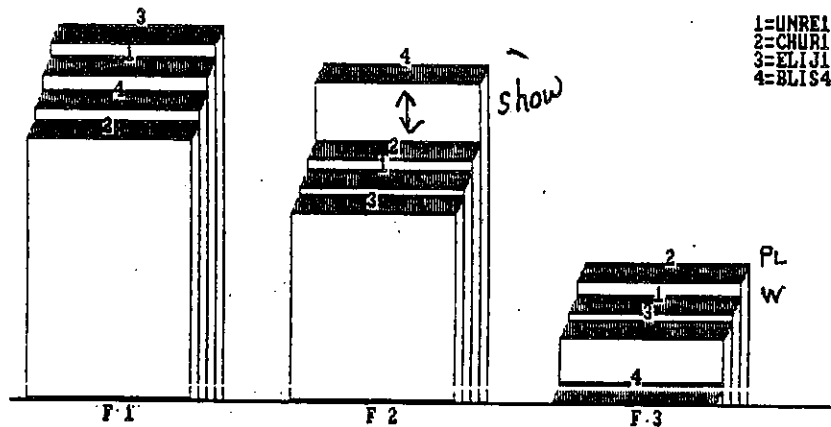
Then I copied to Thoromation. The salient readouts make the show horse, BLISS, the designated in-the-money horse. But this is *not* a Trifecta race. CHURKA, UNREAL and ELAJJUD constitute the Exacta box. It paid \$64.00. Ironically, Pace Launcher's Bottom Line-Betting Line's top 3 choices finished 2-1-3, with ELAJJUD fourth.



Shane used Quad Rater copied to Thoromation. He took more latitude in accepting horses and pace lines out of deference to his feelings that clients would not be as selective as I. His Quad Rater readouts prove that one can be more flexible in contender-pace-line selection and *still* get the Win and Place horses and the Exacta boxing three.

We handicapped and telephone bet this race from 3,000 miles away from Belmont and had no idea that the track was sloppy at race time.

OBJECT LESSON; Never pass such an obvious Tandem race profit opportunity. As one client said to me in Baltimore, he could made a living on Tandem races alone! The odds on UNREAL demonstrate that the Tandem concept is one part of the Sartin Methodology that has yet to be pirated for public acceptance.



**SEVENTH RACE
Belmont
JUNE 13, 1996**

5 1/2 FURLONGS. (1.14¹) ALLOWANCE. Purse \$37,500 (plus up to \$7,275 NYSBFOA). 3-year-olds and upward which have not won three races other than maiden, claiming or starter. Weights: 3-year-olds, 115 lbs. Older, 123 lbs. Non-winners of \$14,500 twice since May 1, allowed 2 lbs. \$10,000 since May 1, 4 lbs. (Races where entered for \$65,000 or less not considered in allowances.)

Value of Race: \$37,500 Winner \$22,500; second \$7,500; third \$4,125; fourth \$2,250; fifth \$1,125. Mutuel Pool \$259,968.08 Exacta Pool \$461,009.00

Last Raced	Horse	M/Eq	L.A.	Wt	PP	St	1/4	1/2	Str	Fin	Jockey	Odds \$1
2Jun96 8Bel3	Unreal Turn	L	4	119	3	1	2 1/4	2 1/4	1 st	1 1/4	Santos J A	13.90
2Jun96 8Bel2	Churka	L	4	119	4	4	4 1/4	4 th	32	2 1/4	Bailey J D	1.20
14Jly95 8Bel4	Blissful State	L	4	119	8	2	1 1/4	1 1/4	2 nd	3 1/4	Chavez J F	4.80
19May96 8Bel9	Pacific Fleet	bf	4	119	6	6	5 1/4	5 1/2	4 1/4	4 1/4	Velasquez Cornelio	8.40
18Feb96 1GP5	Devious Course	L	4	119	2	5	7 th	7 th	62	54	Alvarado F T	13.90
20Mar96 8Aqu1	Clear Sense	L	5	119	5	8	8	8	8	6 th	Castillo H Jr	48.75
27May96 8Bel1	Elajjud	L	4	121	7	3	3 1/4	3 1/4	5 1/4	7 1/4	Smith M E	4.50
27Apr96 7Aqu2	Undenied	L	3	111	1	7	6 1/4	6 1/4	7 1/4	8	Krone J A	7.30

OFF AT 3:59 Start Good. Won driving. Time, :22 3/4, :45 1/2, 1:09 1/4, 1:15 1/2 Track sloppy.

\$2 Mutuel Prices:

3-UNREAL TURN	29.80	8.90	4.80
4-CHURKA		3.00	2.50
8-BLISSFUL STATE			4.40
\$2 EXACTA 3-4 PAID \$64.00			

IN MEMORIAM



Ron Ross

More than a client; beyond just horse racing, Ron was a true friend in every sense of the word. Not just to us but to all of you who ever met him. His friendly warmth and gentle wit was felt by all with whom he came in contact. To Ron there was no such thing as a stranger. Handicapping was but one of his loves; after Jan and his family came the U.S. Navy which he served with honor in two wars. Then came handicapping, which he mastered with consummate skill. His gifts to us at O. Henry House were both material and spiritual and were unique in both categories. Losing him has impoverished us all. Yet, in that afterlife in which he has such great faith, he will surely make heaven a richer and even more joyous realm.

