

The FOLLOW UP

with Howard G. Sartin, Ph.D.

EVOLUTION

ISSUE # 57



INDICAPPING REVOL

PROFILING FOR PROFIT

Publisher's Desk	1
On Line with Shane	4
Editor's Desk	6
Computer Column	8
Q & A	11
From The Top	16
Vox Populi	19
Psychology of Winning	24
Past Performance Modeling with Result Profiling	32
Hollywood Park Profile	53
Pace Launcher & the Mile 1/4 Race	55
Creating a Track Profile Using the Early Sustained Both/And Graph	56
Problem Race	63
Five Days with Shane...and Bottom Line/Betting Line	66
Final Words	72
Diagram of Running Patterns	73

The FOLLOW UP is published six (6) times a year by O. Henry House, Inc. in conjunction with the Inland Empire Institute. Subscription price is \$72 per year third class mail and \$87 per year first class & Canadian mail. Back issues available @ \$12.50 ea. California residents add 7.75% sales tax. If you have any problem with your subscription or have a change of address, please contact O. Henry House at the address below. All information in this publication is for informational purposes only.

The FOLLOW UP

O. HENRY HOUSE, INC.

1390 E. 6th Street, Ste 5

Beaumont, CA 92223

909-845-5907

between 1 and 3 Pacific time

Please address all correspondence to this address. This includes submission of material for publication consideration, letters to the editor, opinions, comments - whatever.

Thank you,
Spencer Toner
Managing Editor

HENRY HOUSE, inc.



THE SARTIN
METHODOLOGY

1390 E. 6th Street #5

O. Beaumont, CA 92223



STATEMENT OF POLICY

The Sartin Methodology is based in Psychotherapy and its goals are NOT directed toward fostering the illusions or delusions of gamblers seeking magic solutions for picking winners. We are primarily a healing arts organization dedicated to providing an alternative solution to mainstream psychiatry's prescription of total abstinence for non-winning handicappers. Our slogan is - and always has been -

"THE CURE FOR LOSING IS WINNING"




COPYRIGHT 1995 O. HENRY HOUSE, INC.

All right reserved. No part of this work may be reproduced or transmitted in any form or by any means, electronic or mechanical, including photocopying and recording, or by any information storage or retrieval system, except as may be expressly permitted by the 1976 Copyright Act or in writing from the publisher.

Past Performance and Results charts copyrighted by Daily Racing Form, Inc.

DOC SARTIN



FROM THE
**Publisher's
Desk**

Happy news about Albany/Saratoga seminar. After a big hassle with the hotel, the Rev. Bert Mayne was able to get the new management to revise an unacceptable contract and agree to acceptable terms. So, *it's on!* August 2 - 3 - 4, 1996 - Tom Ainslie will give the Keynote address and on Sunday afternoon will be bus to the Queen of North American race tracks, Saratoga...

This will be an exceptional seminar and we hope to see you there! Flyers out soon.

VIRUS WARNING!!!

Spencer has mentioned it. Shane has emphasized it. Now, I'm posting it as a **WARNING!** We receive many trade-in disks of old programs for new, disks with races on them that clients want analyzed, and disks that clients say "just stopped working correctly". We always *first run them through a virus detector*. We have found that many of these disks contain at least one virus. You may have picked it up from someone else's disk or from downloading free software from the Internet. All disks originating from us have been scanned for virus problems. We strongly urge you to utilize anti-virus software.

Even though it has only 34 pages, possibly the best Sartin Seminar Workbook we've ever produced is the one for the March 1996 Las Vegas Seminar. It, along with the set of tapes by Joe Reay, are truly representative of *TODAY'S SARTIN METHODOLOGY*.

TO ORDER AUDIO TAPES
SEND \$65.00 (shipping and handling included) TO:

Joe Reay
10209 Norman, NE
Albuquerque, NM 87112

Tapes available are:

- Oklahoma City, Oct. 1995
- Las Vegas, Nov 1995
- Las Vegas, March 1996

If you order the Las Vegas March '96 tapes from Joe you can get the workbook for only \$12.00. Of course, your Follow Up sub must be current...otherwise the workbook is \$18.00

I can also recommend the other tapes Joe has in stock, especially for those who have never attended a seminar. Contact Joe Reay for more info.



For one who has always discounted the importance of trainers in our handicapping procedure, we certainly have a lot of trainers or former trainers as clients. I find it quite flattering when a veteran trainer tells me he learns more about winning and where to place his horse from the Methodology than he ever knew before. It seems our trainer clients are telling other trainers, so our list grows. To me it seems logical to assume that trainers know more about trainers than handicapping experts writing about trainers.



I have often said that the race track or off-site wagering center offers us a microcosm of life. That's true but perhaps more so in the movie/TV business, where greed, avarice and back-stabbing have reached a high art. For those of you asking about two-time Emmy Award nominee Peter Tolan: he's doing exceptionally well at the races *and* in Hollywood, despite being one of the nicest guys you'll ever meet. That's bucking the trend. He's writing a motion picture at the moment. He also just got married. So congratulations, Mr. & Mrs. Tolan – on your marriage, for your handicapping success and for being a nice guy in a business sorely lacking in nice guys.



Shane received a call asking us to show races we lost as a comfort to those not doing so well. I've shown a number of my own failures in past Follow Up issues. We all lose our share of races but I hardly think that dwelling on failure is our mission. It teaches nothing constructive and would merely serve as an excuse to those lacking in the will to succeed!



Richard Carter (Tom Ainslie) sends his deepest appreciation to all of you who have sent your condolences.



CORRECTIONS: In Follow Up #56 I erroneously referred to Maxwell Maltz as Abraham Maltz. I was reading Rabbi Abram Leon Sachar's book *the History of the Jews* at the time and must have had Abraham on my mind.

Also on page 57 of the same issue GAIZ was incorrectly called the favorite. The actual favorite was BAB, correctly identified on page 56.



NOTE: In helping clients, Shane always employs the "Hat" downloading program used by the client seeking his help. These are XTOR, AODDS Silver and AODDS Gold. He will use the marked paceline when his own experience and knowledge deems it optimal. Otherwise he'll adapt to the circumstances evidenced by the Match Up of the race at hand.



Lots of important stuff in this issue, so I'll stop here and get on with the really vital material.



ON LINE

with Shane

Before we sent out the first Pace Launcher 3 program we tested it on an IBM, Protek, Zenith monochrome, Compaq, an old Zenith laptop, Toshiba 1000 & 1000SE, Gateway 2000, Packard Bell with a Pentium chip, and a WIN PC laptop. All the features worked fine on these computers. So, when we got reports of malfunctions, we were baffled. Subsequently, we made several different versions to fit different computers. The present version is now working on 100% of computers now. If the file PL3.EXE on your Pace Launcher 3 disk is dated 4-04-96 you have the totally corrected version. To find out the creation date of your PL3.EXE file, simply place the Pace Launcher disk in your floppy drive, log onto that drive and type: DIR and press the ENTER key. You should see something like this:

```
A:\>DIR
```

```
Volume in drive A has no label  
Volume Serial Number is 2758-11FA  
Directory of A:\
```

```
PL3      EXE      252936 04-04-96    3:28p  
EVMOVE   COM      20358 10-25-93    2:14a  
INSTALL  BAT       527 12-07-95   11:37a  
RECALL   BAT       17 10-19-95   10:51a  
RECALL   TXT       742 10-19-95   10:23a  
GRAFDOT  COM      3999 02-17-94    9:43a  
        6 file(s)      278579 bytes  
                        448512 bytes free
```

Look at the PL3.EXE file. Across from it you should see the creation date. If the date is prior to 4-04-96 and you have noticed any problems with your programs functions, then you should return it for the present version.

For the benefit of those who are relatively new to the Methodology and for those who are using Pace Launcher 1, 2 or 3, I'm going to repeat the instructions for saving a race from AODDS (Silver or Gold) for use with Quad Rater or Pace Launcher which was originally printed in Follow Up 53.

Here are the instructions from page 49 of the AODDS Gold manual:

Saving a Race

In addition to the *Automatic Save* feature explained in the section about the *AODDS Contender Screen* you can save your contenders for *Fractals/Quad* or *EXDC* from the *Review/Save Screen*. To do this, select the pacelines you will be using (even if you want to use the asterisk lines you must manually 'mark' them to save from this screen). After you have 'marked' all the lines for the horses you want to save, hit the left arrow key to get to this screen. At this screen you can review the lines you have selected, then, when you are ready to save the race, hit 'S'. You will be presented with 2 options: *Fractals/Quad* or *Other Pirco Programs*. *Other Pirco Programs* covers *EXDC/Thoromation, KGEN, ENTROPY, SELECTOR, SPN, Phase III, etc. . . .*

If you select *Fractals/Quad* AODDS "GOLD" will save the necessary files needed for those programs using the appropriate file name.


If you select *Other Pirco Programs* you will be asked: 3 calls or 4 calls. The older *Pirco* programs only used 3 fractional times so if you are using them select '3', the newer *Pirco* programs use all 4 fractional times so if you are using them, select '4'.

You'll then be asked for a filename. Anything is fine as long as it's no longer than 8 characters (don't include the extension). If the file exists you will be notified and asked if you want to overwrite it or use a new name. After you are finished you will be back at the *Main Screen* if you are in *CGA* mode or back to the *Review/Save Screen* if you are in *VGA* mode. If you are back to the *Review/Save Screen* you can hit the [RIGHT] arrow to get back to the *Paceline Screen*, then [ESC] to get back to the screen you called the *Paceline Screen* from.

The fractional times that AODDS "GOLD" saves are saved as *original* times, not *projected* times. Therefore, if you are saving for *EXDC, KGEN, Entropy, etc...* you will have to 'Block' any lines that are over 10 furlongs in length as those programs do not 'Auto Project' lines longer than 10F.

<NOTE> After you leave the *Paceline Screen* any lines you have 'Blocked' or 'marked' will remain 'Blocked' or 'marked' until you 'un-block' or 'un-mark' them.

SPENCER TONER



Editor's Desk



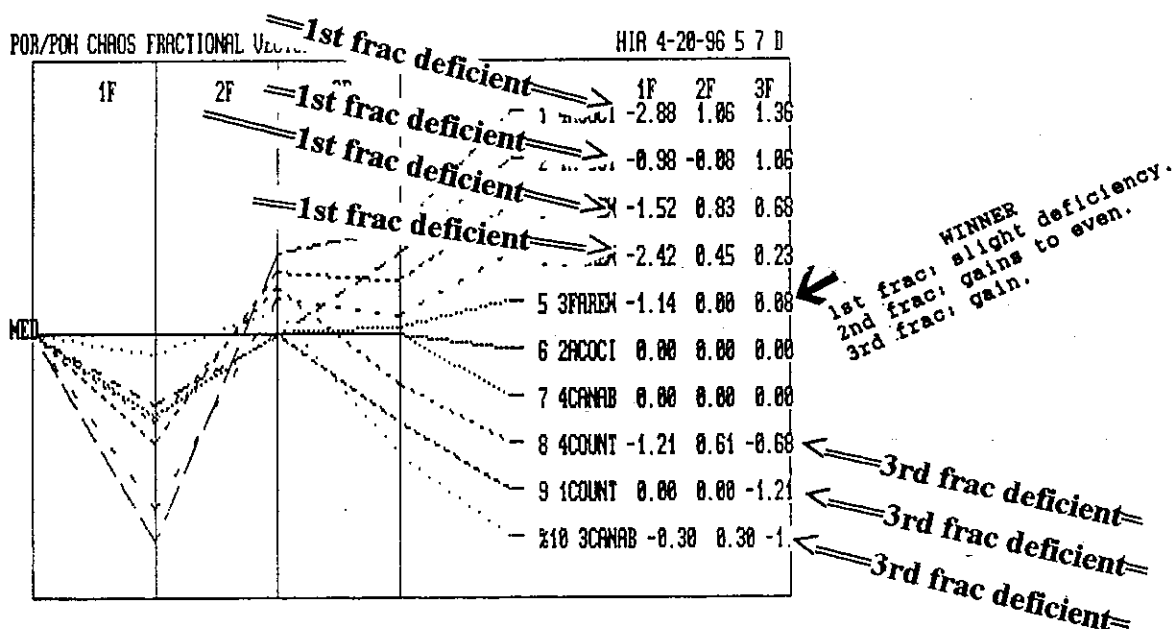
PACE LAUNCHER III

Using the Vector Graph to select pacelines & reduce the field

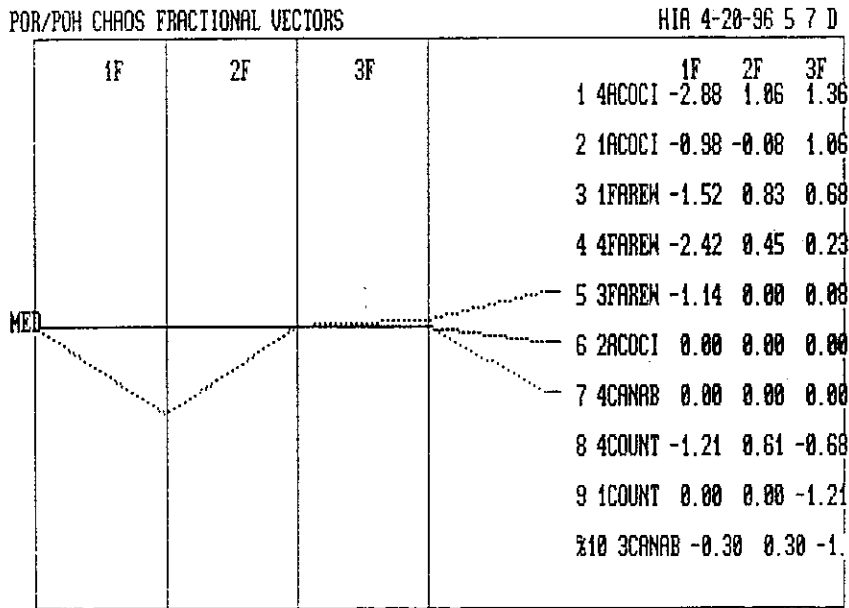
In Follow Up 56 it was mentioned that on the day after the Las Vegas March seminar Dr. Sartin, Phil Gowens and I were experimenting with Pace Launcher 3. Dr. Sartin showed us a technique with which to experiment and track.

There are many ways to find pacelines and in many cases it is *not* too difficult to make a case for more than one paceline for any given horse. What Dr. Sartin shared with us was the ability of Pace Launcher 3 to compare the fractions of many horses and many pacelines and let the Vector Graph point out deficiencies when the horses are compared with each other and more than one pace line for some horses.

The Vector Graph shows deficiencies of each paceline in each fraction. Dr. Sartin suggested *hiding first* the pacelines that had deficiencies in the third fraction, then *hiding* the pacelines with too much deficiency, 1st and 2nd Fraction.



The previous page has the vector graph shows four contender with multiple pacelines. This next VECTOR GRAPH shows three remaining horses and their best pacelines after HIDING pace lines that are deficient and hiding the weakest horse.



Pace Match Up Graphic -- RAW HI 4-20-96 5 7 D

	N	T	1C	R	SC	R	FT	R
PACE			23.20		46.60		124.00	
ACOCI (1)			23.20-1		46.60-1		124.00-1	
CANAB (2)			23.20-1		46.60-1		126.80-3	
FAREW (3)			23.47-2		47.54-2		126.05-2	

Pace Launcher III Composite -- RAW

#	NAME	L	N	T	EPR	LPR	CPR	TT	HID	FW	FX	LS	RANK
1	ACOCI	2			1	1	1	1	1	1	1	7	1
2	CANAB	4			1	3	3	1	3	2	3	16	3
3	FAREW	3			2	2	2	2	2	3	2	15	2

BOTTOM LINE -- BETTING LINE

WIN ODDS ONLY

		BOTTOM LINE	RAW	BETTING LINE
1	ACOCI	LS	24.5	EVEN
2	FAREW	20.0		EVEN
3	CANAB	18.0		EVEN

5th HIALEAH April 29, '96

WIN FAREWELL WAVE \$7.00 \$3.00 \$2.60
 PLACE CANABIRD \$2.40 \$2.20

DOC COMMENTS: Unacceptable fractional deficiencies and gains *must* be based on a CURRENT Vector Model of winners. There are times when large early deficiencies and big gains thereafter do point to winners. For exotic betting, a place-show Vector model is also essential.

SPENCER TONER

The Computer Column

LIVE ODDS –

Now on the Internet – It's FREE!

We've had one missing link to our ability to bet the horses from any location, till now. Not only do we have the late scratches, but also the live odds as they develop. The audio portion, with the announcer calling the race will come later and eventually the live picture of the race in real time.

Not having the live odds and the late scratches have kept many clients who have telephone accounts from utilizing their phone accounts. Instead they would not bet until they could see the real live odds at the track, satellite or casino.

A client called as he was sitting at his computer and watching the live odds change. The betting was progressing as post time was approaching. At first my thoughts were that he was pulling my leg. No, this was the truth. The NY OTB Capital District now has through Internet the live odds. I called, and Capital OTB faxed me the info. Then a call to TrackData folks filled in the pieces.

I'm quoting from the letter which Capital OTB faxed:

Capital District Regional Off Track Betting Corp.
510 Smith Street, Schenectady, N.Y. 12305

Dear Phone-A-Bet Customer:

We realize that as an out of state customer, getting racing information from the tracks we offer is sometimes difficult. We at Capital Off-Track Betting are making a major effort to make all pertinent racing information available to our customers.

Capital District Off-Track betting and TrackData Corp. of Cupertino, Calif., a supplier of racing information, are proud to announce the development of the first Virtual Tote Board. This tote board will allow our customers, who have access to a computer and the INTERNET, exclusive access to real time odds from all the tracks that we offer.

To access these odds, you will need a daily access code which you can get by calling 1-800-292-BETS. You may then go to the Capital District Off-Track Betting homepage and simply click on the Virtual Tote Board. After entering your access code. You will then be instructed as to how to receive the odds. We are very excited about this development and think it is just the first step in supplying you with all of the information that you will need.

If you have any questions regarding the tote board please feel free to contact us at 1-800-292-BETS.

Sincerely,

Capital District Regional Off-Track Betting Corporation

This Internet service to you is free from Capital OTB. The Capital District Region Off-Track Betting Corp. has been in operation since 1972 and is the largest telephone wagering system in New York State.

Call their 800 number and request information and application forms for both an off-track betting account and also for the information concerning the Internet service.

Once you have an account you will need software for accessing the Internet. Also you will need to make arrangements with an Internet access provider. Fees for an Internet provider are approximately \$25.00 per month for a no time limit account. The above letter tells the rest and Capital OTB will answer questions.

In March ATT went after some of this business and is offering Internet access for their long distance customers. The first five hours are free, then the next hours are at a \$2.50 per hour rate until you are paying \$19.95 monthly for unlimited usage. MCI has a similar deal as do many other providers. Check your newspapers and computer publications.

I called TrackData and was told that in the future they intent to provide the same service directly for a small fee. TrackData will then provide the live odds for most tracks, even the greyhounds.

Capital OTB's telephone number connects you to a live betting teller or you can use an automated teller.

What could be better psychologically, when you can do your own handicapping and wagering, knowing full well, that the unknowns are gone? You NOW can have full control of your entire physical betting environment.

HERE IS A RESPONSE TO A CLIENT QUESTION ABOUT SPENCER'S FOLLOW UP 56 ARTICLE:

Dear Dr.Sartin,

Formula $n=p*q*(1.96/D(p))^2$ is the formula you mentioned in the last FU(in "Response To Client's Uncertainty".)Here, p is the probability parameter, $q=1-p$. D(p) is the maximum error in p over a (long enough) series of identical samples of trials. Since in the given sample (which is considered as a one out of the series) p was realized as $p_0=0.6444$, value of p (in any other sample of the series) can take any value between $p(0)-D(p)$ and $p(0)+D(p)$ with a some confidence.

In this case, $D(p)=.05$ (=5%) seems to satisfy the most conservative player. Indeed, $p_{MINIMUM}=64.44-5=59.44\%$ gives us $0.5944*8.05/4=1.196$ R.O.I (19.6% profit minimum). So, taking $D(p)=0.05$ as an acceptable limit, n=353 is received as the minimum number of trials. This is with 95% confidence. If we were looking for 99% confidence level, then a 1.73 times-longer (=611 trials) sample would be the answer. But that would be excessive.

So, for a conservative player the conclusion is not in lieu of the 90 trial sample. The sample is too short for him to base on it his next plays with the real money.

However, if the player is bold enough and is ready to accept a possible 9.6% minimum-profit level, then we can use $D(p)=0.01$ in the above formula and get $n=88$. So, the 90 trial sample will be good enough for such a player to play his next plays with the real money.

This formula is a well-known one and I'm sure Dr.Sartin, there will be other readers who will respond.

Respectfully, *Joe Klackin*

Q & A WITH THE DOC

Virtually every question that came to Shane on his Hot Line since the last issue had to do with *“How do I interpret the Pace Launcher 3 Vector Graph ?”* The questions kind of amazed me because the Vector Graph prints a picture of the Methodology’s original and most important concept. You use it both to Model your handicapping from the Past Performances *and* to make a Model/Profile from Result Charts. *Always use Raw Readouts* when entering from Result Charts.

On the following page is an example from the Result Chart of all the non-first time starter races at Santa Anita on a March day in 1996.

WHEN USING RESULT CHARTS IN ROUTES YOU MUST START YOUR BEATEN LENGTHS AT THE 1/2 MILE. IN SPRINT FROM THE 1/4 MILE FIRST CALL. BE SURE YOU UNDERSTAND THAT THE BEATEN LENGTHS FROM THE RESULTS ARE FIGURED THE OPPOSITE AS IS PAST PERFORMANCE CHARTS.

PACELINE DATA UNDER "NAME" WE INSERT WIN MUTUEL SA. 3-27-96

#	NAME	L	DIST	S	1stC	2ndC	3rdC	FnlC	BL1	BL2	BLS	BLF	SR	TV	ADJ	N
1	5.60	1	6.0	D	22.1	45.2	57.4	111.1	1.00	0.60	0.00	0.00	83	0	0.0	2
2	4.40	1	8.5	D	23.0	46.4	111.0	144.3	0.10	0.50	0.00	0.00	78	0	0.0	1
3	4.60	1	6.0	D	21.4	45.2	57.3	110.2	1.30	1.00	0.00	0.00	87	0	0.0	2
4	30.20	1	6.0	D	21.4	44.4	57.1	110.2	0.00	0.00	0.00	0.00	87	0	0.0	1
5	10.00	1	6.5	D	22.0	44.4	110.3	117.3	0.10	1.50	0.10	0.00	84	0	0.0	3
6	6.30	1	8.5	D	23.0	46.2	110.4	143.1	0.50	0.00	0.00	0.00	85	0	0.0	2
7	5.80	1	8.0	T	23.2	47.0	111.4	136.1	6.70	0.60	0.00	0.00	85	0	0.0	2
8	8.40	1	7.0	D	22.2	45.2	110.2	124.0	7.10	9.50	4.10	5.10	78	0	0.0	3

DO NOT EQUALIZE DISTANCES


WHEN PROFILING FROM RESULT CHARTS, ALWAYS USE THE MANUAL ADJUST TO MAKE ALL HORSES EQUAL ZERO (0)

Equalize Distances 1=Yes 2=No

USE THE MANUAL ADJUST (2) FEATURE; ADD OR SUBTRACT TO MAKE ALL ADJUSTMENTS ZERO(0)

NAME	L	DIST	S	AVE DTV	TV	ADJ	T&S	MAN	NET ATM	NTL
5.60	1	6.0	D	17	0	-8.0		8.0	0.0	2
4.40	1	8.5	D	17	0	-8.0		8.0	0.0	1
4.60	1	6.0	D	17	0	-8.0		8.0	0.0	2
30.20	1	6.0	D	17	0	-8.0		8.0	0.0	1
10.00	1	6.5	D	17	0	-8.0		8.0	0.0	3
6.30	1	8.5	D	17	0	-8.0		8.0	0.0	2
5.80	1	8.0	T	17	0	-8.0		8.0	0.0	2
8.40	1	7.0	D	17	0	-8.0		8.0	0.0	3

SA 03-27-1996 RACE SURF D
Pace Launcher Late/Early Difference Graphic



Early-Sustained BOTH/AND Difference Graphic

NAME	L	H	EARLY	SUST
5.60	1	2	56.2	43.8
4.40	1	1	55.9	44.1
4.60	1	2	53.4	46.6
30.20	1	1	57.8	42.2
10.00	1	3	57.9	42.1
6.30	1	2	53.4	46.6
5.80	1	2	45.4	54.6
8.4	1	3	48.3	51.7

ONLY TWO WINNERS CAME FROM THE "N" 3 CATEGORY.

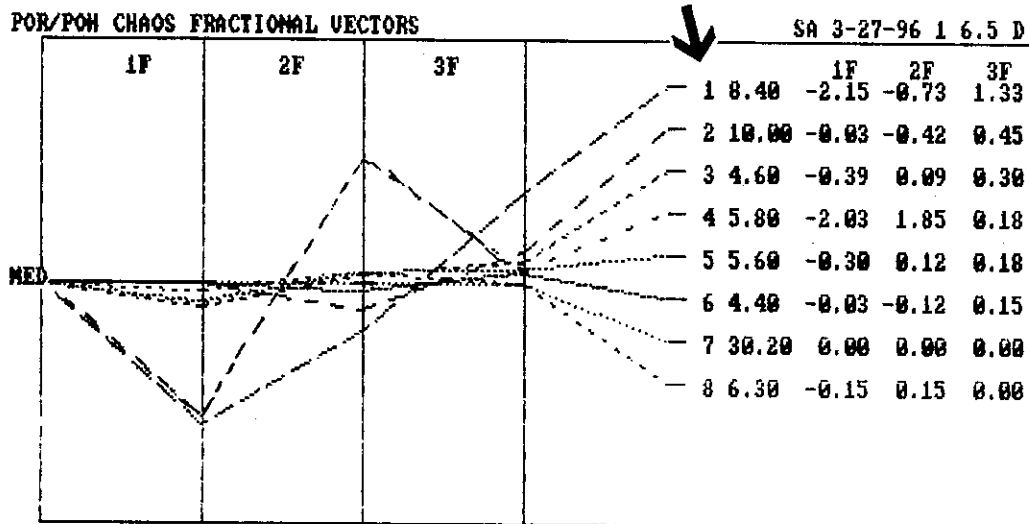
Pay special attention to the *arrows*. The first tells you, when using Result Charts, to *always* use your Manual Adjust screen (option 2) to reduce all adjustments to zero (0). The arrow pointing to the two routes is a reminder to begin your beaten lengths count at the 1/2 Mile. You can *mix* distances. On your opening Pace Line Screen enter the distance as 6.5 or 8.5. The program doesn't care. It will sort out the ACTUAL TIMES as long as you *don't* equalize distances OR use the PROJECT sprint to route or EXTRACT sprint from route features.

NOTE: I always use the win mutuel price in place of the horse's name. In doing a single race, I enter the WIN, PLACE & SHOW horses to learn what running pattern produces the three in-the-money horses. This is a big aid in Exacta and Trifecta wagering (Perfecta-Pick 3 in some areas). For example: if the short prices come from 56-58%, I look to see where the *higher* mutuel horses appear. Maybe it's close to 52-54%, practically even or perhaps UNDER 50%. I focus on horses with this kind of running pattern when choosing my Past Performance Pace Lines.

The Early Late Difference and the Both/And graphs are self-explanatory. They tell you *how* Early or Late the Winners and in-the-money horses are. The strength of these two graphs is to tell you *just how* early or how late the profitable horses run. No longer can we focus only on Early-Presser-Sustained! *It is essential to know the precise measure* of Early-Late. And *don't* overlook those horses that cluster toward the middle line. These are the even paced horses that often win or come in-the-money, keying Exotic profits.

The trick is to chart Win, Place and Show from the Result Charts daily, or if you cannot get the daily charts, at least get the DRF Chart weekly and go over the Running Patterns of the Win and in-the-money horses by each day of the previous week.

Now to the all-important Vector Graph:



If you don't have a color monitor it's hard to trace horses lines. However, you can see the essential dips and bulges from the Median. If you have a problem here just use the Minus-Plus numbers as your guide. I've put an arrow next to the Ranking number indicating that it represents *only* the line of the horse with the biggest third fraction move! **Not** a total ranking. Note that horse 5-6-7 cluster toward the MED. That means that horses ran wire-to-wire or almost so.

When these kind of animals win, don't fight it. However, using the plus-minus fractional numbers as your guide, you can establish a Win, Place and Show Model/Profile. Look at Horse number 2. It paid \$10. It was behind at the first call and 2nd Fraction but made a 3rd Fraction move of .45. The same pattern exists with Horse 1 that paid \$8.40. Horse 3 made moves in both the 2nd AND 3rd fraction. Unfortunately it paid only \$4.60. The \$30.20 horse went wire-to-wire. This was an essentially Early Day.

However, you'll see many examples in this issue where the *higher* paying horses ran with a pattern that is counter to the pattern of the lower priced horses. This is what you're looking for.

In short, the minus numbers tell you, in percentiles, how far a horse was *behind* the pace it ran against. The plus numbers show the percentage *gained*. Use these numbers to determine just how far behind a profit contender can be and/or how much it has to make up from 1F forward in order to earn a payoff. Using the Vector Graph from past performances or result charts, you're looking for lines that conform to the *current* patterns that win and are in-the money. Don't expect win, place and show to all come from the *same* pattern. Use the graph to make a model of all 3 finishers.



A Question that came recently about a term from our distant past:

Q: Please explain the PBS numbers.

ANSWER:

PBS stands for Pace Based Speed. It was originally designed as a means of eliminating horses from contention. So many people misinterpreted its use and so many others failed to employ it as intended, we dropped it in favor of the EP, LP and TPR numbers in the old Phase 1 and in the more sophisticated composite numbers in Pace Launchers 1, 2 & 3. The idea was to look at the contenders in today's race and determine the likely second call of the race based on the best 2nd call of all viable contenders to determine the **Pace Setter**. Then approximate a projected final time of the same race. This final time may or *may not* belong to the horse with the best 2nd Call time. Having done so you now look at *what* final fraction the Pace Setter usually runs to win. This is especially true for horses who only win when they can go wire-to-wire or at least win when owning the lead at the 2nd Call, by distance. If other contenders are within striking

distance at the 2nd Call and can overcome any Early deficiency with a strong final fraction, the Early Horse with an insufficient final fraction is usually headed by the stretch call.

Doing this **before the race** with the four (and ties) fastest speed rated horses in the race was the object of PBS. By whatever name you may want to call it, *this* is the essence of the visual Match Up. Unfortunately very few people have the visualization capacity to do this without lengthy application of finite numbers or computer support.

Most handicappers subjectively cling to an assortment of mythical concepts making them unable to perceive the visual Match Up as it really is. They turn the Match Up into Screw Up.

This is why we abandoned the term PBS in favor of The Match Up itself. Jim Bradshaw and I wrote a lengthy volume on the subject which is still one of our best selling manuals.

PBS is not unlike Ray Taulbot's Pace Calculator but with a fatal flaw. It asks the *user* to project by eye the pace of today's race beginning with the 2nd Call. I just heard a tape from a 1989 seminar in which an erudite former Charter Member attempted to work PBS with the attendees. Throughout the session he had a great deal of difficulty in getting them to name the 2nd Call Pace Setter in accordance with his directions and his misuse of the Fulcrum concept. He allowed the audience 60 seconds to come up with a pace that projected today's race. Three accurately responded, despite his constant injunction of "Don't think, just respond with your initial impression." A lot of silence on that tape.

It was like a trial lawyer making a brilliant opening statement to a jury but then having all the evidence contradict his opening. Despite the brilliance of his closing argument, the jury voted against his client. That, in short is why we discontinued the PBS concept.

Once again...

from the top

by Doc Sartin



A Special Series of
Articles for Beginners and a
Refresher Course for those in need



Additional material on **PACE LINE SELECTION FROM THE PLUS, ZERO & PLUS WITHIN A ZERO** originally designed for this issue has been more than replaced by the copious material herein on making a 21st Century Model / Profile and using the best line from a comparable distance, surface, and, to only a slight degree, class. Use a line from the above description that best fits *today's* Model / Profile. But, those making Exotic wagers should also take into consideration pace lines that conform best to in-the-money horses. How do you do this? The same way you get to Carnegie Hall – *practice!*

Mark Cramer's article in Follow Up #56 got a lot of positive response. Mark shares my view on what is *really* the most important factor in successful handicapping. So to top off From the Top, I'll let Mark speak for me.

P.S. The Library Journal, a book review publication, recently referred to my horse race fiction book as "Smart Money." Another reviewer called it "Sacred Money." In reality, I named it "Scared Money" because I wanted to explore the "forbidden" region of the horseplayer mind that deals with betting inhibitions and how to overcome them. I knew in advance that a book called "Smart Money" would attract more readers, but I also knew that the authentic theme, the one that prevents so many good handicappers from making tons of money, has to do with how to bring out the best of the irrational, artistic mind, the part of the self that we are fearful of liberating; how to combine the logic that most good handicappers know about with the inspiration that is needed to win big.

Even a computer whiz like Howard Sartin has declared in public and has written on various occasions, that the inspiration factor is what separates winners from underachievers. ■

MORE ON INSPIRATION

EINSTEIN ON HANDICAPPING

C&O Staff Detective, Phillip Barlow, when traveling through Princeton, New Jersey, on his way back from Monmouth, has uncovered what looks to be an unpublished manuscript by Albert Einstein on horse race handicapping.

Water damage, unfortunately, has rendered most of the manuscript illegible. However, it appears as if Einstein had been experimenting on a numerical approach to winning at the races, during a vacation at the nearby seacoast of Belmar (near Monmouth), which is a helluva lot less expensive than its Del Mar equivalent on the other coast.

A few full lines are legible, so we'll quote them and leave it at that.

"As far as the laws of mathematics refer to reality," Einstein wrote, "they are not certain; as far as they are certain, they do not refer to reality."

Near the end of the manuscript, there is one more quote:

"Imagination is more important than knowledge."

Einstein is not saying that we should not prepare ourselves with knowledge. But he implies that too many of us underestimate the artistic side of the handicapping equation.

A Non-Client East Coast Misconception

BY JULIAN BROWN

I probably should apologize to Southern Californians who utilize Brohamer and Sartin-type pace programs.

I handicap Maryland tracks and I realize that pace-based programs may be much more effective in Southern California because (1) it never rains there so the track virtually is the same daily and (2) the jockeys uniformly ask their horses to run early. I owe Brohamer and Sartin immeasurably for teaching me about pace and for allowing me to find the types of closers that can win. The Sartin people have true expertise in handicapping and I have much respect for their teachings on pace.

To succeed as a handicapper in the East and quite possibly the West, a handicapper must do much more than comparing selected pace lines for the horses in each race. I work very hard in preparing for a race card. I run a detailed pedigree analysis of every horse in every race. I maintain a video library in my living room and watch all relevant races.

We certainly appreciate Julian Brown's flattery in this portion of his Cramer-Olmstead Report article. However, he is the victim of MIS-information about Pace in California as opposed to the east coast. Perhaps he's been infected with the "old Beyer" syndrome that confuses **pace** itself with **Early Pace**. Tom Brohamer, who actually converses with the famous and infamous alike, tried to convince Andy of the difference. My own conversations with Beyer were limited by my not having written a book for a major publisher; but he has always been most gracious.

In fact, in his book, *Beyer On Speed*, it appears that Brohamer's argument may have had some effect –

138 BEYER ON SPEED

For years I have sought a pace-rating concept that could deal effectively with front-runners, stalkers, and stretch-runners, and I never found one that was satisfactory. But by far the most promising efforts in this direction are the ones inspired by a psychotherapist named Howard Sartin. Even though I do not practice the Sartin methodology and I have many reservations about it, it is the most interesting development in the handicapping world since . . . well, since speed figures.

In answer to Brown, southern California jockeys do **NOT** all ask their charges to run all that early. It does rain. And **PACE** is *not* Early Pace. Ask track stars at eastern universities. They "pace" themselves the same way as runners do at U.S.C. or U.C.L.A.



VOX POPULI

THE CLIENTS SPEAK

Doc Sartin,
You guys are great. PL 3 was working so good just using the early-late graph for modeling and the composite, but when I could not get the line graphs I did not want to stop and send it back because it was doing so good, but you guys fixed it anyway.
Thanks,
R.C., Kansas

Just a note to inform you this disk and the replacement sent me omits "Pace Launcher 3 Ratings, Diff, %Early, and ESP, Raw and Adjusted". An earlier disk projected the ratings.

After "FPS and Energy" it next continues onto Pace Launcher 3 Chaos Formula Composite, skipping past PL Ratings.

I don't know if this is important or not; just thought I would bring this to your attention.

Either way I find this program terrific!

Your most humble client,
H.P. Massachusetts

DOC COMMENTS: We eliminated the readout because it was redundant. It appears in better form elsewhere in the program.

Hi everyone:
Just noticed my subscription to the Follow Up expired. Note my check for renewal. It's the best buy around and one I look forward to reading and re-reading.

My report for March:
Six 20 race cycles: 66 2/3 to 80%
Ave. Mutuel: \$9.60
D.F. Washington

Dear Doc;
Just want to than you again for your kind invitation to your seminar in Vegas in March. Once again your speakers were impressive as well as friendly. In fact more than anything, being at one of your seminars is more like being with friends and family than being at a seminar with a bunch of strangers. As you know, I picked up Pace Launcher 3 and am very impressed with it.

Best,
C.S., Nevada

Dear Doc Sartin & Assoc.,
Here's my recent Thoromation reports. I'm still amazed at the number of times the winner is in the top 2 on the 3 screens along

with the spot plays XX+XXX. I've also included 2 of my win profiles of the non-maiden sprints at Philli Park. I model Entropy and Instant Preplay (EXDC). I don't know whether it's the optimal way to do it, but I'm starting (to) see patterns in which I can narrow it down to 2 or 3 contenders from my win model. But I put in 4 into Thoromation like I've seen in many issues of the Follow Up.

I will always be grateful to you for helping reach a win proficiency (65% +) I could never dream possible without your programs.
Thank you & God Bless,
T.L. Pennsylvania

Dear Dr. Sartin,
enclosed is my latest Thoromation report.

I really like Thoromation 2 because it includes Entropy Sort along with POR and POH...

You will note the Thoromation column win percent is 75% -

I for one really appreciate the work you are doing.

Sincerely & God Bless,
R.B., Indjiana

Dear Dr. Sartin & Shane,
I've enclosed a recent turf race from Gulfstream where Elite paid \$19.00 and Braz was second. The race was run exactly the way printed!! No need to look at the charts.
Once again thanks for all the help.
J.S., New Jersey

...P.S. Best bloody magazine around and I am only at "Psychology of Winning".
J.A., Canada

Dear Dr. Sartin:
...I want to take this opportunity to say what a great job you and your staff are doing for your clients. Especially in your constant research to keep us ahead of the crowd. It's been a very long time since I spoke to you or your wife. Maybe if you mention my name she might remember, but she will have to go back to the days of the old hand computers. Anyway say hello for me.
May you continue to enjoy good health and good research.
J.M., Florida

Here's a letter from a former trainer:

Having raced my first horse in 1929, and just recently retired from the "Horse Business," I am just beginning to understand why horse trainers are only conditioners of horses and not winners. Sartin's methodology is the future understanding of a horse's capabilities in a race and the relationship of racing actors which have been unknown until Doc

started his research.
Due to illness in the family I am unable to attend a seminar or visit our local wagering parlor, so I am unable to use the knowledge I have gained from all the material that is available from Doc's programs. I am looking forward to the time when I will be free to personally thank Doc for opening my mind to the reality of winning racing.
Sincerely,
F.W., California

Dear Doc, Shane & Staff
Here is my check for another year of good reading and practice doing the Problem Races in the Follow Up Journal. I don't call or write and ask questions because most of my questions are answered in the Follow Up. That is why I can't wait to receive a new one, but as all of you know reading all/some of the old ones (Follow Up) are just as rewarding - thanks again.
R.R., California

Dear O. Henry House,
Please send me the Pace Launcher 3 program. Enclosed is my check for \$329.00. I want to thank you for your dedication in improving the handicapping programs and always staying ahead of the mainstream one. I find the Psychology of Winning column very helpful. Keep up the good work.
Thank you,
L.C., Canada

Just a short note before my order to let you know how enjoyable and informative I found the March seminar. While I find I always learn something that is beneficial at the seminars, it was even more so this time. It was also enjoyable to meet Mary Sartin. I find it is always nice to be able to associate a face with a name.

I would like to order the Thoromation 2A upgrade (already a Thoromation user) and the Pace Launcher 3 program. I want to load them in my hard drive.

...many thanks to all for your assistance,
R.S., Massachusetts

From the Comments line

Pace Launcher 3 Registration form:
I am totally amazed how great this is - thanks - top notch - couldn't be better

Howard Sartin:
I thought you might like these two long shots and Perfecta your Quad-Rater got for me - \$165.00 and \$307.00 plus a nice \$20 win bet on each. I also used Synergetic Match Up 2 with your Quad Rater. I think these are great programs.
L.V., Illinois

Dear Dr. Sartin, et al,
Please sign me up for another year of the Follow Up, clearly the best of its kind anywhere.
As soon as the hardware is in place, I'll be in the market for both Quad-Rater and Thoromation.
Warm Regards,
R.W., California

Dr. Sartin & Shane

I truly believe you have hit the bull's-eye with PL3.

Thank your other personnel for all their wonderful service.

As an ex-trainer, the teachings of Sartin & Bradshaw are it!

I use the PL3 after picking my contenders like Jim B. says, then put them in T-mation, using the UXR, MUV, SPN for my final selections and believe me if all would take the time and effort to do this they would, like you say, be in the top 5% at the track!

I have never counted the guys who come over to me at the track (including owners) and ask "who do you like?" To most I say "According to the Sartin Methodology it looks between #___ and #___. Believe me, there is a lot who ask, and win -

I actually have to find a seat out of sight - I got so tired of them asking, so I go make my bets and watch them on TV at night. I miss a few good overlays, but believe me, I'm doing OK \$\$\$\$\$\$.

So thank you for all the writings and work to make the programs work for us investors in horse racing.

Respectfully,
C.M., California

Doc:

Thanks to you and Mary for PL3 - It helps. Had a \$54 horse also ones for \$69.60 and \$22.60. Likes long shots.

Joe Reay, New Mexico (we can use his name - he's family)

Dear Sir,

Thank you very much for your article in ATM, Handicapping's New Paradigm, published in the September 1994 American Turf Monthly.

This article is simply fascinating and captivated both my admiration and captivated both my admiration for your work and my imagination. Thank you for sharing this information with those of us who are in love with the sport of racing. And yes, a person would have to be in love with horse racing to spend the time to completely understand your analysis and appreciate the depth of your knowledge of handicapping.

R.S., California

Dr. Sartin,

As another successful year of Parimutuel investing comes to an end I felt it necessary to give thanks to you and your wonderful staff. I must also ask your forgiveness...as I have not fully lived up to my end of our agreement (aka the Thoromation contract). My submissions of Client Report Forms has been erratic at best. While I find the information useful, I've discovered other screens/readouts that point to the probable winner.

Enclosed are a few more recent reports (slightly modified) because of time restraints and information available. You'll have to take me at my word and information available. You'll have to take me at my word when I say that for the year my win percentage for each cycle has hovered at or slightly below 70% and has peaked as high as 77%. My average mutuel for the

year to date is \$10.80. All this from playing So. Calif. tracks for most of the year. No. Calif has since been added now that the full card is simulcast.

During the year I have done some experimentation with other Sartin programs. Gave Fractals a try and achieved good results. I submitted my reports as did many others. The glowing reports about Quad-Rater peaked my interest so I gave it a try. I have to admit that I did not follow your guidelines for contender entry to the letter. Still the results were favorable. At the same time when I read the example races given in the Follow Up I recalled reaching the same results just using Thoromation.

Since becoming a part of the Methodology I have achieved great financial rewards through the use of the programs available. Still, the most rewarding aspect has come from your Psychology of Winning articles. Without them I do not think I'd be where I am today. I find it difficult to relate how much affect you've had on my life. Until now I have never said to myself "Hey, you're really good at this!" and feel good about it at the same time.

R.L., California

DOC'S COMMENT: Not all persons can do as well as R.L. with any given program. This is why we offer a variety so that you can find the one, or combination, that will give you his 70 to 77% winners.

PIRCO/O. Henry House,

Enclosed is a check for ...Entropy 2 and issue number 46 of the Follow Up.

I am having excellent results with Energy 2 at OTB sites in Portland, OR.

I had the pleasure of meeting Jim Bradshaw at a small workshop in Beaumont in 1987. Mr. Bradshaw explained the Match Up during the workshop, and took the time to go over some of what I didn't understand during one of the breaks. I still reread his comments in the Match Up manual every now and then. I find them as pertinent today as when they were made.

I have been away from the Methodology and handicapping for awhile, and am very happy to be back. I got caught up in the aerospace layoffs in S. Calif. and found that middle management jobs at my age (54) were hard to come by. I was fortunate enough to be able to retire early, and have settled here in Washington. I plan to supplement my income through use of the Methodology.

My sincere thanks to Dr. Sartin and his entire organization.

D.M., Washington

Dear Dr. Sartin,

Enclosed please find my renewal to the Follow Up.

...I still remain an enthusiastic member of the Sartin Methodology - I am completely convinced about its validity. However, my personal odyssey through the Methodology is like a roller coaster ride - with myself primarily to blame and/or

credit. I have had some very good periods, and some tough ones, learning all the time. Through all my ups and downs, mainly caused by self inflicted barriers, I continue to respect and admire the beauty of the Match Up and the Methodology. I read the Follow Up with constant amazement at the carping and whining of mainstream critics. They remind me of the many Flat Earth experts that must have been around trying to explain all natural phenomena with an erroneous hypotheses. This is how they must have reacted to Galileo. Thanks again for the Methodology, M.K., Canada

Hi Doc

Really enjoyed the Follow Up. The article you and Shane had on handicapping races from coast to coast was very good using Pace Launcher 3 and Thoromation 2A. R.B., Arkansas

Ladies and Gentlemen:

...Also, would you please advise me of available software to facilitate the printing of graphic screens. I recall Shane offering a program at a seminar several years back but have forgotten the cost.

As always, the joy and profits I derive from this sport owe much to your support and wisdom.

Many Thanks,

M.F., Rhode Island

Shane:

Received your problem solver yesterday... I appreciate the speed in which you responded to my dilemma. I would like to thank you personally, and send thanks to the rest of the people involved in this wonderful organization.

J.D., Canada

Doc Sartin,

Hi - Just sent in order for EXDC/ Thoro up date and Quad Rater (help wife to see the winner). We are OK. Hope you and your family are too.

...I don't personally like all these new terms i.e. "value". The best value is when the ticket is cashed - been doing more than my share lately. Thank God for that.

But it seems to me the higher payouts are up north day in and day out. But I'm sure that you caught that. The odds on entries are going up because of simulcasting. The perceived winner (favorite - 2nd favorite) take a beating. While I generally watch the odds go up on my selections, a fact that is truly amazing. But then that's not to say I don't have some 5-6 dollar winners too.

Box 3 on Exacta - Box 4 on Trifectas - I say don't try to get "cute" or you will have tears in your eyes after the race results are posted.

Glad to support you any way I am able.

E.C., California

Dear Howard,

Several weeks ago you were kind enough to send me a letter reminding me that I had let my subscription to the Follow Up expire. Thank you for taking the time to write and for your concern. I can assure you that I was very aware that my subscription had run out because this publication is one of the only publications that I truly look forward to receiving in my mail box. I read every issue cover to cover and I make notes on the cover to note articles that will help me when I have questions in the future.

This past fall I finally got to a point in my handicapping development that I knew I was very close to the winners circle. I had some very good days and some very bad days. I was so close but not enough consistency to make a true long term profit. I decided that I would study, work, model and practice practice until my winnings would enable me to purchase additional PIRCO materials. I made it a goal to use what I had to become a winner and only then would I move on. Well Doc, exactly 2 yrs. after I received my Thoromation program I'm finally there!!!! Boy does it feel great!!!! I finally put it together.

I know I did not use your services as much as I maybe should have but the Follow Up, the tapes, manuals, and some help from Glen Connolly have put me in the winners circle. I know I would have probably progressed much faster if I had been sending you my reports but I am an independent type and

sometimes I have trouble asking for help when I need it. But again I was able to analyze my own mistakes by reviewing your analysis of other members reports in the Follow Up. Several things stand out in my mind that have been particularly helpful and points of inspiration when the going gets tough. Maybe other members can find value in these.

In Follow Up #41, page 61, there is a letter by Harold Byrd. Harold F. Byrd's Advice to the Love-Lorn or Advice to the Wanna-Be-Sartin Methodologists. What a wonderful point of inspiration. I must have read this letter 50 times. I have found that the more I read and follow what Mr. Byrd prescribes the better I do and the more I succeed. I can't say enough about this small article. It is a major key to me becoming a winner.

In addition to the Follow Up I have found that the video and audio tapes are great tools in learning what the masters of this game are doing to win. By reviewing these tapes over and over and taking notes I learn and apply. The key here is to apply what you learn and have easy access to your notes so you can refer to them when questions arise.

I have all the basic manuals which I have read and reread several times. Some are boring and some are very interesting but the manual that has been the most helpful in taking me to the top is the, to quote Harold Byrd "The Wonderful Match Up Manual". By truly learning what you and The Hat are trying to convey in this book my computer has turned into the Magic Win

Button. Its almost too good to believe what happens in Thoromation when you eliminate the horses that shouldn't be in there. The great thing about learning the Match Up is that many times I know who the winner is before I even put the horses in the computer. Too bad I didn't take the time to learn the Match Up concept when I purchased Thoromation 2 yrs. ago in March 94 in New Orleans. I only ordered this manual in Sept. of 95 and didn't start to work with it until several weeks ago. Some of us are prone to learning the hard way. You know, the school of hard knocks. And this business will certainly give you a lot of hard knocks especially if your one that hates to lose.

Of course there is more I could add to the above like your book and Tom's book but the above material has made the most impression on me and has helped make me a part of the small minority of players who go home every day with more money that we walked in with.

Enclosed is my check for the renewed subscription the Follow Up.

...Mostly I want to express my sincere gratitude to you and the people that help make up the Sartin organization. My dreams of becoming a professional at the track have become a reality because of the efforts and dedicating of PIRCO and you. Sometime in the near future I will tell you how this has changed my life.

Sincerely,

B.M., Pennsylvania



The Psychology of Winning

Howard G. Sartin, Ph.D

Fight or Flight in All Forms of Investing

Pari-mutuel fund market and financial markets investing produce *exactly* the same psychological problems: "FIGHT & FLIGHT." Yet there are significant differences in the way we overcome them.

In the pari-mutuel market the *more* wagered on a given contender, the *lower* the payoff. In the big board markets the *more* invested in an issue, the *higher* the price. So, in effect, we have the two sides of a single coin.

To an individual investor the major difference lies in who "handicaps" the market. We often hear of individual investors making a big killing in the market relying only his/her picks. Some of our clients, one in particular, has been able to accomplish this, but he has a Stanford University Masters degree in business science. Statistically, very few people can "play" the market successfully without considerable expert guidance. Hence, the popularity of Mutual Funds relying on the expertise and statistical curves of proven professionals. Yet, the majority of even these funds fail to achieve results comparable to the S & P 500.

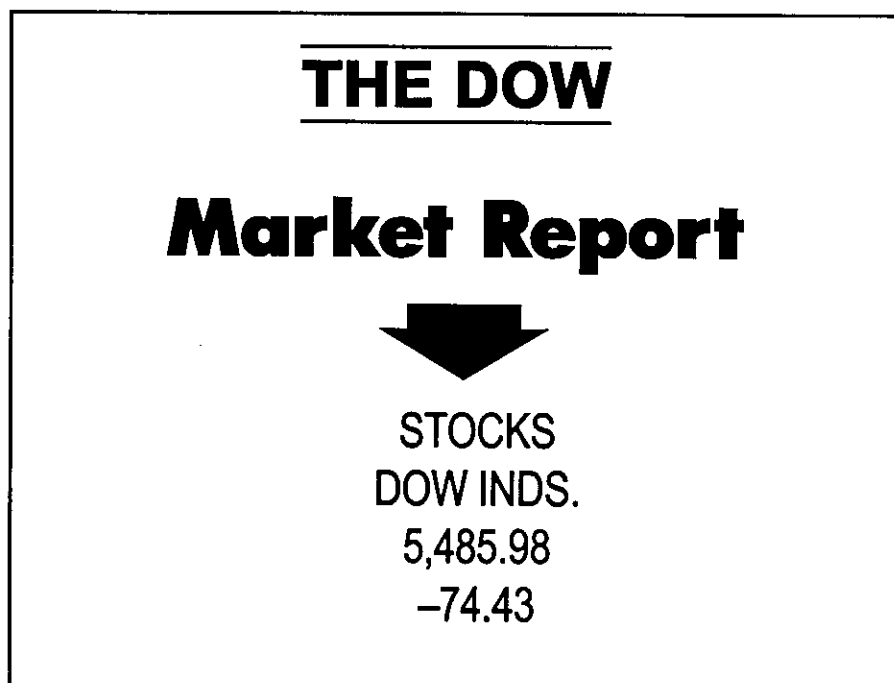
Last year my mutual funds produced a 34% profit. In a volatile market they went up and down with frightening regularity; but their over-all year end level produced the above profit. Had I zigged and zagged, panicking at each downturn, dumping them whenever they went down, I would have had a tragic year. The vast majority of market investors stay in for the long haul. If they have a well managed portfolio, they profit. That's been the story of the markets for several decades. The secret of winning in the financial markets is to have the advice of a *good* handicapper. So before buying we should always handicap the handicapper.

In the week that this article was written the Dow Jones average went down over 200 points. Even those with a few hundred thousand invested in the supposedly "best managed" mutual funds lost several thousand dollars. It would seem that those managers are just as subject to the FLIGHT/FIGHT syndrome as the public.

Fund leaders worry that boom can be dangerous

Most people cannot understand this. Why the market goes down when more people are working and the general economy improves. Fear of rising interest rates and inflation, along with long range bond yields, frighten professional investors. They thrive best on an economy in which the income and job security of the public is unstable.

There are those investors, institutional and private, that buck the trend. This is where the financial market and the pari-mutuel fund market are in accord. Here is an example. On the day the Dow dropped another 79 points, there were only *two* value races at Santa Anita. **Both** bucked the trend of the public's perception of the majority of winners, mostly low paying, over the previous 11 racing days. That trend, of course, was investing in horses that ran - to a degree - *early*.



The only two *Value* races on the same day at Santa Anita:

6685—FOURTH RACE. 6 Furlongs. Purse \$16,000. Maiden Claiming. 4-year-olds and up. Claiming price \$25,000-22,500.

Index	Horse and Jockey	Wt.	PP	ST	¼	½	¾	Str.	Fin.	To \$1
6484	Unusual Value, M Pedroza	118	11	5	7 ² / ₂	5 ^{hd}	-	2 ^{hd}	1 ² / ₂	9.40
6601	Thimbledrone, O Bernio	120	7	7	8 ¹ / ₂	7 ⁴ / ₂	-	4 ³	2 ^{nk}	18.50
6484	Irish Brogue, L Pincay Jr	120	1	9	6 ³	6 ¹	-	5 ²	3 ¹	12.80
1518	Cause I'm Unique, D Flores	118	6	10	5 ^{hd}	1 ^{hd}	-	1 ^{hd}	4 ² / ₄	18.20
4162	Tenk's Star, C Nakatani	120	12	3	4 ^{hd}	2 ¹ / ₂	-	3 ¹ / ₂	5 ²	5.20
6641	Liberty Town, B Blanc	115	5	4	10 ^{hd}	9 ²	-	6 ¹ / ₂	6 ⁴	8.10
6592	Prince Ashton, F Valenzuela	118	3	12	12	10 ¹ / ₂	-	7 ^{hd}	7 ⁴	12.00
6592	Mister Good News, M Garcia	118	8	6	11 ¹ / ₂	8 ^{hd}	-	8 ¹ / ₂	8 ⁸	101.00
6544	Broadway Spats, P Toscano	120	2	8 ⁴	1 ^{hd}	4 ¹ / ₂	-	10 ⁴	9 ¹	39.00
---	Handsome Coach, M Ramirez	118	9	1	2 ^{hd}	3 ^{hd}	-	9 ^{hd}	10 ⁴	76.30
6041	U.S. Grey, F Mercado	120	4	11	9 ^{hd}	11	-	11	11	69.70
6601	Welsh Knight, E Delahoussaye	120	10	2	3 ¹ / ₂	-	-	-	dnf	.90

*Pulled up.

Scratched — Speed Fits.

11—UNUSUAL VALUE	20.80	10.00	6.60
7—THIMBLEDRONE	20.00	10.20	
1—IRISH BROGUE			7.40

Off: 2:32 Time: :22:45.2 :58.2 1:11 1/5, Track: Cloudy Fast. Winner-ch.g.4 Sir Macamilon-Pin Proof Tr-Jack Carava Own-Lima Family Trust. Mutuel Pool \$297,585.70. Exacta Pool \$228,856. Quinella Pool \$37,542. Trifecta Pool \$279,681. Pick Three Pool \$82,212.

\$2 EXACTA (11-7) PAID \$254.60 \$2 QUINELLA (7-11) PAID \$115.40
 \$3 PICK THREE (3/4/11) PAID \$146.10 \$2 TRIFECTA (11-7-1) PAID \$2,880.40

PACELINE DATA

SA 4-10-96 . 6 D

#	NAME	L	DIST	S	1stC	2ndC	3rdC	FnlC	BL1	BL2	BLS	BLF	SR	TV	ADJ	N
1	WIN	1	6.0	D	22.0	45.2	58.2	111.1	4.90	2.20	0.10	0.00	83	0	0.0	3
2	PL,	1	6.0	D	22.0	45.2	58.2	111.1	7.40	6.70	0.20	2.50	80	0	0.0	3
3	SH.	1	6.0	D	22.0	45.2	58.2	111.1	1.90	2.30	3.70	2.65	80	0	0.0	3

SA 04-10-1996 RACE DIST 6 SURF B TEST
 Pace Launcher Late/Early Difference Graphic

NAME	L	N	RAW	LATE	EARLY	ADJUSTED	LATE	EARLY
WIN	1	3	7.6	█	█	7.6	█	█
PL,	1	3	1.1	█	█	1.1	█	█
SH.	1	3	10.0	█	█	10.0	█	█

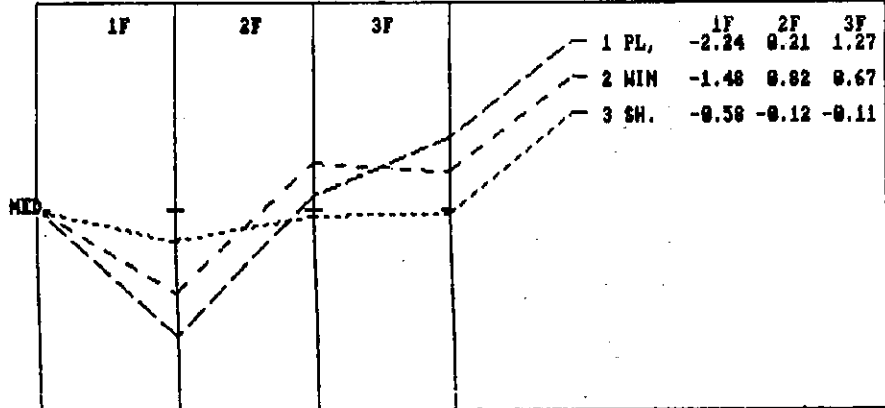
Early-Sustained BOTH/AND Difference Graphic

SA 4-10-96 . 6 D

NAME	L	N	%EARLY	%SUST
WIN	1	3	54.4	45.6
PL,	1	3	58.6	49.4
SH.	1	3	55.8	44.2

POR/POH CHAOS FRACTIONAL VECTORS

SA 4-10-96 . 6 D



By Visual Sensory Perception, the winner and in-the-money finishers in this race *did not* run early. But as Deepak Chopra says, we are victims of our sensory perception, and he's correct: *look* at the Early/Late and Both/And graphs. The winner ran with about the same percent Early as most winners from the previous week:

In the only other high paying race of the day the winner was disqualified, but the mutuel winner ran a similar pattern. This race was run *other* than early. Even our sensory perceptions were correct.

SEVENTH RACE 1 MILE. (1.32) CLAIMING. Purse \$34,000. Fillies, 3-year-olds. Weight, 120 lbs. Non-winners of two races at one mile or over, allowed 3 lbs. Claiming price \$2,000, for each \$2,000 to \$28,000, allowed 1 lb

Santa Anita
APRIL 10, 1996

Value of Race: \$34,000 Winner \$18,700; second \$6,000; third \$5,100; fourth \$2,550; fifth \$850. Mutuel Pool \$322,379.20 Exacta Pool \$237,190.00 Trifecta Pool \$282,945.00 Quinella Pool \$41,238.00

Last Raced	Horse	M/EqL	A/Wt	PP	St	¼	½	¾	Str	Fin	Jockey	Cl'g Pr	Odds \$1	
24Feb96 9SA3	Garden Romance	L Bbf	3	117	5	6	7 1/2	7 1/2	6hd	4hd	11	Berrio O A	32000	13.80
23Feb96 4SA1	Frosty Lady Who	LB	3	117	9	5	5 1/2	5hd	4 1/2	3 1/2	2 1/2	McCarron C J	32000	7.00
27Mar96 7SA4	Chablis Chic	L Bb	3	117	7	7	10	9 1/2	7 1/2	2hd	3 1/2	Solis A	32000	14.70
27Mar96 7SA3	Kutira	LB	3	117	3	10	4 1/2	1hd	12	12	4 1/2	Sorenson D	32000	4.20
16Mar96 9SA1	Time to Reflect	L Bb	3	120	8	9	9 1/2	8hd	8 1/2	7 1/2	5 1/2	Pedroza M A	32000	6.90
29Mar96 4SA8	Liberty Nite	LB	3	116	2	3	3 1/2	3hd	3 1/2	6 1/2	6 1/2	Black C A	28000	32.40
29Mar96 4SA3	Marflin	L Bb	3	112	6	4	8 1/2	10	9 1/2	8 1/2	7 1/2	Blanc B 5	32000	3.40
14Mar96 7SA1	Felita Foe	LB	3	117	10	8	6hd	6 1/2	5 1/2	9 1/2	8 1/2	Pincay L Jr	32000	24.20
21Mar96 1SA8	Speedy Edna	L Bb	3	117	4	1	2hd	4 1/2	2 1/2	5 1/2	9 1/2	Nakatani C S	32000	2.50
23Mar96 10SA1	Image Conscious	B	3	117	1	2	12	2 1/2	10	10	10	Valenzuela F H	32000	30.20

[D]-Garden Romance disqualified and placed 9th.

OFF AT 4:05 Start Good. Won driving. Time: :22.3, :46.4, 1:12, 1:25.3, 1:39 Track fast.

\$2 Mutuel Prices:

9-FROSTY LADY WHO	16.00	7.80	4.80
7-CHABLIS CHIC		13.80	6.40
3-KUTIRA			4.80

\$2 EXACTA 9-7 PAID \$174.80 \$2 TRIFECTA 9-7-3 PAID \$1,573.80 \$2 QUINELLA 7-9 PAID \$83.40

PACELINE DATA

SA 4-10-96 8 D

#	NAME	L	DIST	S	1stC	2ndC	3rdC	FnlC	BL1	BL2	BLS	BLF	SR	TV	ADJ	N
1	WIN	1	8.0	D	22.3	46.4	112.0	139.0	4.60	3.20	3.60	0.00	74	0	0.0	3
2	PLC.	1	8.0	D	22.3	46.4	112.0	139.0	6.40	6.40	7.15	0.50	73	0	0.0	3
3	SHO	1	8.0	D	22.3	46.4	112.0	139.0	0.00	0.00	0.00	1.25	71	0	0.0	1

SA 04-10-1996 MCE . DIST 8 SURF D
Pace Launcher Late/Early Difference Graphic

NAME	L	H	RAW
WIN	1	3	-1.4
PLC.	1	3	-7.3
SHO	1	1	6.1

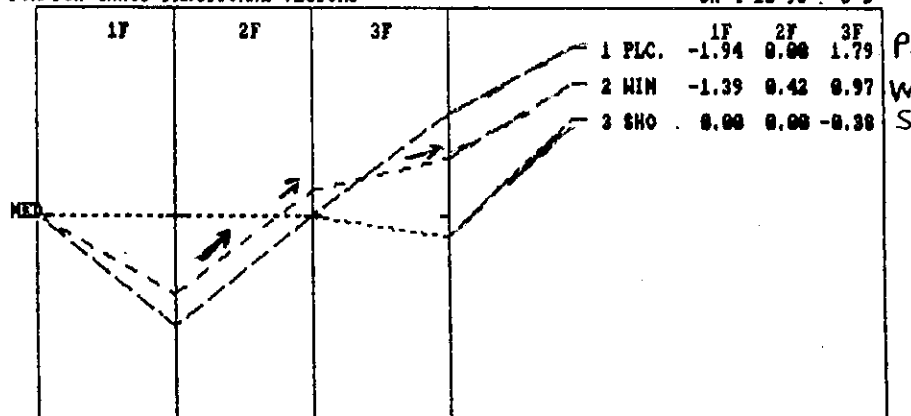
LATE EARLY Early-Sustained BOTH/AND Difference Graphic

SA 4-10-96 8 D

NAME	L	H	%EARLY	%SUST
WIN	1	3	49.2	58.8
PLC.	1	3	45.6	54.4
SHO	1	1	53.8	46.2

POR/PON CHAOS FRACTIONAL VECTORS

SA 4-10-96 8 D



Bucking the Trend - 2nd Consecutive Day

Here are the only two double digit winners, April 11, 1996 (non-Maiden races with 1st time starters)
 Winners of the other races were all perceptually early highest mutuel of those horses: \$6.40.
 Average mutuel of all except these two shown: \$4.80

6695—FIFTH RACE, 7 Furlongs, Purse \$11,000, Claiming, 4-year-olds and up, Cal-breds, Claiming Price: \$10,000.

Index	Horse and Jockey	WL	PP	ST	¼	½	¾	Str.	Fin.	To \$1
6695	Perfect Timing, Solis	118	5	2	6 ^{3/4}	4 1/2	3 1/2	1 2/3	7.60	
6607	Tis Careno, Black	116	4	3	5 1/2	3 1/2	2nd	2 1/2	6.00	
1280	Higher Flyer, Arntley	116	1	6	4th	5 1/2	4 1/2	3 1/4	0.90	
6422	Something Sweet, Garcia	116	10	4	2nd	1 1/2	1st	4 1/4	18.50	
6589	Sir Uchi, Blanc	111	7	9	7 1/2	7th	6 1/2	5 2	25.90	
6672	My Liberty, Ventura	111	9	7	8 1/2	10	7 1/2	6 1/4	64.70	
6440	Fordancingpleasure, Gonzalez Jr.	116	2	8	10	9th	8 1/2	7 1/2	21.40	
6556	Gas Man, Marnez	116	8	5	1st	2nd	5 1	8th	13.50	
6607	Novelty Hill, Vergara	116	6	10	8 1	8 1/2	9th	9 1/4	14.50	
6589	Abeaj, Pincay Jr.	117	3	1	3 1	6 1	10	10	7.50	

Claimed — Higher Flyer-Berman & Jones & Vasu-David K Penman Something Sweet-Sterling & Waterhouse-Paty Stirling

6—PERFECT TIMING 17.20 7.00 3.80
 4—TIS CARENO 6.40 3.80
 1—HIGHER FLYER 2.80
 Off: 3:03 Time: :23 :48.2 1:11 1/5, 1:23 3/5, Track: Clear & Fast, Winner-ch.g. 8 Dmag.

\$2 EXACTA (6-4) PAID \$76.30
 \$2 TRIPECTA (6-4-1) PAID \$238.20
 \$2 QUINELLA (4-6) PAID \$30.80

SA 04-11-1996 RACE 7 F SURF D TEST
 Pace Launcher Late/Early Difference Graphic

NAME	L	N	RAW	LATE	EARLY
17.20	1	3	-5.2	■	■
6.40	1	2	-8.7	■	■
2.80	1	2	-4.2	■	■

Early-Sustained BOTH/AND Difference Graphic

NAME	L	N	%EARLY	%SUST
17.20	1	3	47.1	52.9
6.40	1	2	49.6	50.4
2.80	1	2	47.6	52.4

SA 4-11-96 7 F D

SA 04-11-1996 RACE 2 DIST 8.5 SURF D TEST
 Pace Launcher Late/Early Difference Graphic

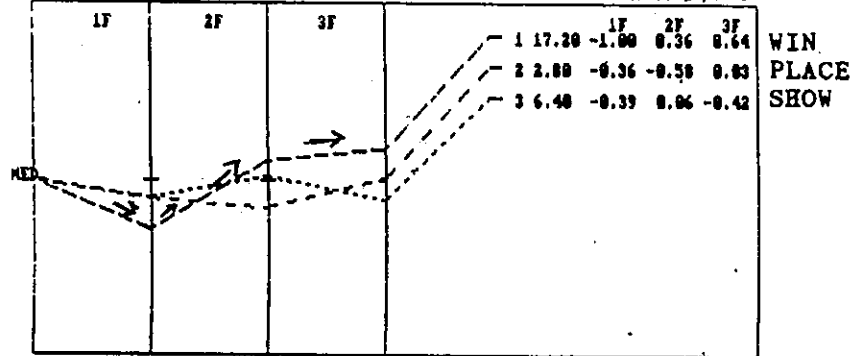
NAME	L	N	RAW	LATE	EARLY
16.40	1	3	-3.2	■	■
7.40	1	2	4.0	■	■
3.40	1	1	12.5	■	■

Early-Sustained BOTH/AND Difference Graphic -- RAW

NAME	L	N	%EARLY	%SUST
16.40	1	3	48.1	51.9
7.40	1	2	52.4	47.6
3.40	1	1	57.6	42.4

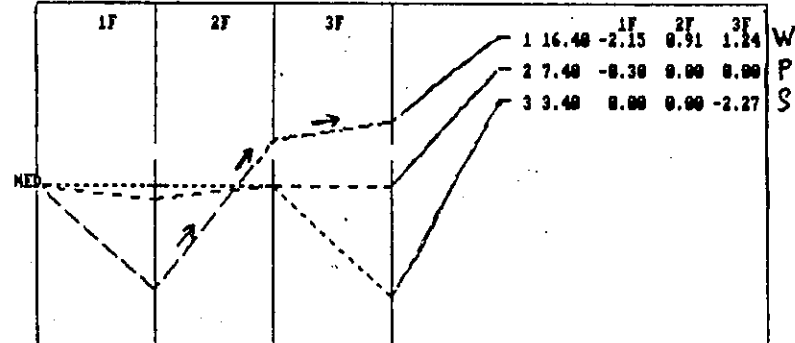
SA 4-11-96 2 8.5 D

POB/POH CHAOS FRACTIONAL VECTORS



WIN.
PLACE
SHOW

POB/POH CHAOS FRACTIONAL VECTORS



W
P
S

The highest mutuel of the sensory perception EARLY horses this day, omitting the 2 furlong race, was \$8.60. The average mutuel for the sensory perception Early Horses was \$5.30. Such is the reward of following the perceptual trend.

In the last issue we spoke of Fight or Flight. Persons with the **Flight** behavioral pattern should either have it cured or stick with low interest savings, CD'S or Treasury Notes. Either that or get into a solid Mutual Fund and only look at the financial pages once a month.

Even those with a tendency toward FLIGHT are less apt to flee their financial market investments with each downturn. This is somewhat ironic because their financial market holdings are probably much larger than their parimutuel investments.

If we accept the fact that an overwhelming majority of investors need to have an expert to handicap the markets then we have to be fully aware of the fact that in investing in pari-mutuel funds the *exact opposite* is true.

In the field of handicapping "touts," 900 numbers and mail order selections there is *no* Securities & Exchange Commission to serve as a watchdog over the chicanery of the "selections for sale" opportunists. Most of them lack completely any semblance of ethics and are not subject to prosecution if they defraud you. They're not scrutinized by Market Report TV shows or any other objective source. They represent the extreme limits of laissez faire.

Unlike financial market investing, pari-mutuel fund investing *absolutely requires* that we do our *own* handicapping if profit is our goal. I get a lot of letters from people who boast about getting 51% winners betting the top two horse with no handicapping at all; or they get the winner in the top four 82% of the time. These figures are meaningless. 51% at a "reported" \$9.60 mutuel represents an R.O.I. of 22.4 cents profit per dollar wagered. Of course, that's a lot better than losing. Personally, I cannot survive on less than a 1.50, or 50 cents profit per dollar wagered. As for 82% winners in the top 4, one can do better just using the morning line or closing odds. There is no way to make money consistently betting four horses so I don't know what the letter writer was so excited about. To make a profit he has to win 80 percent of those races to have an average win percentage of 64%. The REAL question is what profit does he get from his actual picks as wagered.

The person boasting an R.O.I. of (1)22.4 makes over \$50,000 per year in his job. Does he realize that he would have to wager over \$4,300 per week, *five* days per week (no sick leave) to reach that salary? On the other hand, wagering \$1,000 per day just *two* days per week with a (1).50. R.O.I. would yield a profit of \$1,000 per week, or \$52,000 per year. So, unless this guy is completely indolent, I strongly suggest that he do a little handicapping. The attrition and burnout rate of persons wagering five days a week 52 weeks a year is astronomical.

Besides which, I thought the thrill of victory that comes from doing it ourselves was the true objective of our endeavors. Otherwise it's like betting on "fixed" prize fights or TV re-plays of sporting events.

While some clients like to fudge on the positive side, most are completely honest in their reports. Their biggest "problem" is reconciling their at-home paper bets with their actual bets at the track or off site wagering center. The ones with the FLIGHT syndrome seldom lie to me. In fact they spend as much on long distance calls to the office as they do wagering. They admit that when under the influence of the ambience pressure of actually having to place a wager, they freeze and bet far less than their handicapping proficiency would dictate. Spencer Toner also gets a lot of similar phone calls. His Editor's Desk report this issue and his Follow Up #56 Kelly Criterion report from a client's actual records demonstrate the folly of limiting bets to \$20 when one has the kind of positive expectancy most of you enjoy.

I scratch my head in wonder how any person with an iota of self-esteem could find satisfaction in boasting of *any* win percentage with **no handicapping**. True satisfaction comes from that deep, warm inner sense of accomplishment in having achieved a goal through **individual effort**. To me, it matters less on how much you bet: you, achieving your goal is what counts!

Naturally I would like to see you betting amounts that equate with your true consistent proficiency. But, in the long run that's your own personal business; your free moral agency. Successful handicapping is a microcosm of successful life. It's tough but so is life. If your goal in life is strictly to win races regardless of profit or *just* to make money, find a good financial market consultant.

There is room for the kind of financial market fund that is two tiered: one level for the *Flight* syndrome, another for the more bold: the *Fight* persons. Now is the time for such a fund to emerge.

An astute client-observer, Dennis Mikkelson, cites the reason for big losses in both the financial and pari-mutuel markets as stemming from the 90's sociological predisposition to go for **The Big Hit NOW!**, as opposed to settling for long range profits.



Another reminder to all: Vox Populi is not in the Follow Up for the purpose of self-aggrandizement. The letters, as written, are there for *your* inspiration; as confidence builders. When I first started in 1975, my first concern was, "Can anybody really win??" The first true winner I ever met was the late Sam Sedgwick. He proved that it *could* be done. I met several others afterward. But knowing that it could be done was the inspiration I needed to create a Methodology that *would produce an ample number of consistently profitable mutuels*.

For most of you that knowledge is actually more important than win therapy. Off-site therapy is highly over-rated because it depends on the client's individual perception to be effective. It is much like the late Carl Rogers client-directed therapy. Dr. Rogers was a great man and contributed much. However, his passive role in therapy and his calling it 'counseling', proved less than optimal in the "cure" department. Counseling is relatively worthless unless the client's **will** is directed and firmly focused on a **positive** goal!



It now appears that I should do a Psychology of Winning audio tape, (perhaps video as well). Apparently articles on Positive Visualization and Self-Talk created inaccurate impressions with some clients. Their visualization and self-talk focused on *wish* fulfillment rather than on *will* fulfillment. In handicapping, as in everything else, "wishing will not make it so." Self talk and visualization **MUST** be directed toward what you **WILL** do and are determined to use your **WILL** to do; **NOT** what you **WISH** you could do. The difference is like night and day.

Past Performance Modeling with Result Profiling

In past issues I've stressed the difference between *evaluating* viable factors (modeling) from your handicapping via Past Performance charts, be they from the Racing Form directly or from downloading. At issue has been the wide differential between an *after-the-fact* profile and a *before-the-fact* model of viable handicapping factors when using factors once deemed **conventional**, even in the Sartin Methodology.

Prior to releasing Pace Launcher 3, this difference was harmful and irreconcilable. Many clients suffered from trying the procedure and others asked if it were possible for me to do something about it.

I did. With such positive results that you can now make a Past Performance Model/Profile that will enhance, instead of hurt, your chances of pinpointing both winners and in-the-money finishers. The new tools provided for this purpose are the **Early / Late Difference Graph**, the **Both/And Graph** and, especially the **Fractional Vector Graph** in Pace Launcher 3.

One graph alone may not be adequate, but a comparison of all three *co-related*, will give you a profile from which you can truly **model** your handicapping *as long as the profile remains relatively the same.*

We showed some examples in Follow Up #56 and this issue when almost *all* Santa Anita longshots were coming from the **LATE SIDE** of all the graphs. The reason these horses were Longshots is because most "experts" outside the Methodology are convinced that Santa Anita *always* favors EARLY, except perhaps, in Turf Races. That was true during southern California's drought years.

Since the drought ended, I've been writing that Santa Anita responds directly the *opposite* when drying out after heavy rains. I showed some example races that ran EARLY during the first part of the 1996 meet and then others where SUSTAINED (Late on the graphs) dominated and produced some very high mutuels. The reason those mutuels were high is *not* that the horses stood little chance, it was purely because the "experts" who influence public wagering procedures continued predicting EARLY horses to win. Apparently the public has no inkling of the vagaries of Santa Anita's surface and how it influences the running patterns of winners *unless* the track appears to favor EARLY.

In late March and April we had a long dry spell, that exists now, as I write this. Hence winners appeared early with a lot of them going wire-to-wire (designated in our code as W/W). The vexing problem still faced by experts and the public was precisely *how* early! The general consensus is that Early is Early, as observed strictly by *visual* perception. Apparently the experts whose writings dominate public betting patterns feel that the THIRD FRACTION is not very important in predicting the outcome of a race:

Before I introduce the concept of Ability Pars, let me quote a passage from Dick Mitchell's booklet, *A Winning Speed Handicapping Strategy*, that explains the usefulness of Ability Times:

A number of authors have suggested that it's the third fraction. They argue that this is the part of the race which is most demanding because it's a test of determination given that the horse is knocking on the door of exhaustion. Sounds plausible but like many plausible sounding things, withers under the light of scrutiny. Some authors have gone as far as to define "ability time" as the time it takes to run the last fraction. Our computer studies say the very opposite. In fact, **the last fraction is the least predictive**, except in the case of turf racing. Hence "ability time" becomes "inability time." We have demonstrated over tens of thousands of races that stretch gain or stretch loss is statistically insignificant and that the last fraction is the least predictive of the three. **The most predictive fraction is the second fraction.** Tom Brohamer refers to this fraction as "turn-time."

Gordon Pine *How to Profit from Pars* - Cynthia Pub.

Notwithstanding the fact that we employed the term "turn time" long before I ever met Tom, *Brohamer never said that*. His use of "turn time" was spelled out quite properly in *Modern Pace Handicapping*. A Turn Time move ALONE is important in Maiden Races, but in other events it requires a move that continues through the final fraction.

I have begged clients to profile minimum Final Fraction Parameters below which horses don't win, regardless of EARLY ENERGY! Winning clients do this quite profitably. Non-winners do *not*!

Since I've offered many examples on these pages that showed long priced winners coming from HIDDEN ENERGY (2nd and 3rd fractions averaged), I now offer examples from consecutive DRY days at Santa Anita when the earlier horses won. The most important aspect of this study demonstrates that even when these kinds of horses won, they did so by exerting Final Fraction Energy in excess of 30% and more often, far *more* than 30%.

The examples go beyond proving just this fact alone. They show you, at long last, how to combine the best features of Modeling and Profiling into ONE through the use of the graphs mentioned *and* the f-p-s and Energy parameters of winning final fractions.

My apologies to those of you living back east or in the midwest. I wanted to do it on a daily basis and using NON-Santa Anita races from the DRF Charts weekly made this impossible. However, let me assure you that the *exact* same procedure is equally effective throughout the U.S. and Canada.

FIRST DAY - NEW MODEL/PROFILE

Santa Anita Charts

Los Angeles Turf Club, Inc. Santa Anita Park, Arcadia, California. Copyright 1990 by Daily Racing Form, Inc. All finishes confirmed by Eclipse Photography, Inc. Wednesday, March 27, 1996. 67th Day of a 87-Day Meet.

6590—SECOND RACE. 6 Furlongs. Purses \$33,000. 3-year-olds. Claiming price \$32,000-28,000.

Table with columns: Index, Horse and Jockey, Wt, PP, ST, 1/4, 1/2, 3/4, Str, Fin, To \$1. Includes entries for 6314 Cee A Natural, 6471 DH-Red Hills, etc.

- 6—CEE A NATURAL 5.90 2.10 2.20
3—RED HILLS 2.10 2.20
5—GOLDEN FALLS 2.10 2.20

Off: 1:30 Time: :22.1 :45.2 :57.4 1:11 1/5, Track: Clear & Fast. Winner-gr.o.g.3 Cee's Tizzy-Nick's Natural Tr-RB Hess Jr Own-David F & Kimberly Rocarek. Mutual Pool \$211,107. Exacta Pool \$169,454. Daily Double Pool \$99,157. Quinella Pool \$28,728.

\$2 EXACTA (6-3) PAID \$6.20 \$2 QUINELLA (6-3) PAID \$7.40
\$2 QUINELLA (3-6) PAID \$4.20 \$2 QUINELLA (5-6) PAID \$3.40
\$2 DAILY DOUBLE (3/6) PAID \$10.80

IN PROFILING ROUTES FROM RESULT CHARTS BEGIN BEATEN LENGTHS FIGURES HERE:

6591—THIRD RACE. 1 1/16 Miles. Purses \$40,000. Maiden Claiming. 4-year-olds and up. Claiming price \$32,000-28,000.

Table with columns: Index, Horse and Jockey, Wt, PP, ST, 1/4, 1/2, 3/4, Str, Fin, To \$1. Includes entries for 6502 Fleet Flame, 6409 Plesh, etc.

- 6—FLEET FLAME 4.40 2.80 2.20
1—PLESH 3.80 2.80
4—MOUNTAIN'S MAJESTY 2.80

Off: 2:01 Time: :23 :46.4 1:11 1:37 4/5, 1:44 3/5, Track: Clear & Fast. Winner-b.g.4 Seatle Slew-Fleet Loveliness Tr-Grant Hofmans Own-Golden Eagle Farm. Mutual Pool \$317,823.60. Exacta Pool \$322,314. Quinella Pool \$45,051. Pick Three Pool \$79,802.

\$2 EXACTA (6-1) PAID \$14.40 \$2 QUINELLA (1-6) PAID \$8.80
\$3 PICK THREE (6/2,8/6) PAID \$33.00

6592—FOURTH RACE. 6 Furlongs. Purses \$16,000. Maiden Claiming. 4-year-olds and up. Claiming price \$28,000-22,500.

Table with columns: Index, Horse and Jockey, Wt, PP, ST, 1/4, 1/2, 3/4, Str, Fin, To \$1. Includes entries for 6452 Charge To The Top, 1307 Benevolence, etc.

- 1—CHARGE TO THE TOP 4.80 3.00 2.80
4—BENEVOLENCE 5.40 3.80 3.20
5—PRINCE ASHTON 8.40

Off: 2:31 Time: :21.4 :45.2 :57.3 1:10 2/5, Track: Clear & Fast. Winner-dk.b.br.4 Silvery-Agile Princess Tr-Roger Hansen Own-Kjell, H Ovale. Mutual Pool \$296,579.20. Exacta Pool \$220,117. Quinella Pool \$34,793. Trifecta Pool \$227,360. Pick Three Pool \$73,261.

\$2 EXACTA (1-4) PAID \$24.80 \$2 QUINELLA (1-4) PAID \$18.00
\$3 PICK THREE (2,6/6/1) PAID \$44.10 \$2 TRIFECTA (1-4-6) PAID \$210.00

6593—FIFTH RACE. 6 Furlongs. Purses \$22,000. Fillies and mares, 4-year-olds and up. Claiming price \$20,000-18,000.

Table with columns: Index, Horse and Jockey, Wt, PP, ST, 1/4, 1/2, 3/4, Str, Fin, To \$1. Includes entries for 6478 Really Talented, 5492 It's Ben Freezing, etc.

- 1—REALLY TALENTED 30.20 7.20 4.80
6—IT'S BEN FREEZING 2.80 2.40
4—ICY LUCK 3.20

Off: 3:01 Time: :21.4 :44.4 :57.1 1:10 2/5, Track: Clear & Fast. Winner-dk.b.br.5 Local Girl G Aguirre. Claimed — Really Talented-Joseph Kowal-Heath Stokes; It's Ben Freezing-Rockin A Ranch-Paul G Aguirre.

\$2 EXACTA (1-6) PAID \$88.80 \$2 QUINELLA (1-6) PAID \$26.80
\$3 PICK THREE (6/1/1) PAID \$513.00

6594—SIXTH RACE. 6 1/2 Furlongs. Purses \$19,000. Maiden Claiming. 3-year-olds. Claiming price \$32,000-28,000.

Table with columns: Index, Horse and Jockey, Wt, PP, ST, 1/4, 1/2, 3/4, Str, Fin, To \$1. Includes entries for 6428 General Quarters, 6517 Nowhere Road, etc.

- 10—GENERAL QUARTERS 10.00 6.40 3.00
12—NOWHERE ROAD 7.20 3.60
6—OUR SECRET AFFAIR 2.80

Off: 3:32 Time: :22 :44.4 1:10 3/5, 1:17 3/5, Track: Clear & Fast. Winner-b.c.3 Badger Land-Loat Fleet Tr-Vladimir Cerin Own-Landsburg, McNamara & Schiller. Mutual Pool \$343,233.50. Exacta Pool \$236,962. Quinella Pool \$40,384. Trifecta Pool \$313,949. Pick Three Pool \$80,024.

\$2 EXACTA (10-12) PAID \$78.40 \$2 QUINELLA (10-12) PAID \$40.00
\$3 PICK THREE (11/1/10) PAID \$1,321.50 \$2 TRIFECTA (10-12-8) PAID \$268.00

6595—SEVENTH RACE. 1 1/16 Miles. Purses \$40,000. Fillies, 3-year-olds. Claiming price \$40,000-36,000.

Table with columns: Index, Horse and Jockey, Wt, PP, ST, 1/4, 1/2, 3/4, Str, Fin, To \$1. Includes entries for 6408 Najecam, 6538 Little Gumpfer, etc.

- 3—NAJECAM 6.80 3.80 2.80
4—LITTLE GUMPFER 3.80 3.00
2—KUTIRA 3.40

Off: 4:01 Time: :23 :46.2 1:10 4/5, 1:36 1/5, 1:43 1/5, Track: Clear & Fast. Winner-ch.1.3 Tremolino-Sue Warner Tr-Vladimir Cerin Own-Joe Sires. Mutual Pool \$283,510.70. Exacta Pool \$269,621. Quinella Pool \$43,057. Pick Three Pool \$85,024.

\$2 EXACTA (3-4) PAID \$23.80 \$2 QUINELLA (3-4) PAID \$12.00
\$3 PICK THREE (11/10/3) PAID \$1,064.80

6596—EIGHTH RACE. One Mile Turf. Purses \$46,000. Allowance. 4-year-olds and up.

Table with columns: Index, Horse and Jockey, Wt, PP, ST, 1/4, 1/2, 3/4, Str, Fin, To \$1. Includes entries for 6441 A-Shannhour, 6507 Cajero, etc.

- 1—SHANNHOUR 5.80 3.40 2.40
6—CAJERO 6.00 4.20
6—GUNNYS GOLD 3.80

Off: 4:32 Time: :23 2/5 :47. 1:11 4/5 1:24. 1:36 1/5, Track: Clear & Firm. Winner-gr.c.4 Zayyani-Shannhour Tr-RB Hess Jr Own-Battle, Caulfield & Huene. Mutual Pool \$304,142.50. Exacta Pool \$312,083. Quinella Pool \$49,322. Pick Three Pool \$87,324.

\$2 EXACTA (1-6) PAID \$46.40 \$2 QUINELLA (1-6) PAID \$27.00
\$3 PICK THREE (10/3/1) PAID \$158.30

6597—NINTH RACE. 7 Furlongs. Purses \$11,000. Fillies and mares, 4-year-olds and up. Claiming price \$10,000.

Table with columns: Index, Horse and Jockey, Wt, PP, ST, 1/4, 1/2, 3/4, Str, Fin, To \$1. Includes entries for 6414 Gypsy Lullaby, 6478 Sharp Staker, etc.

- 11—GYPSY LULLABY 8.40 4.80 3.40
3—SHARP STAKER 6.40 4.00
6—ALASKA TWO DADS 6.80

Off: 5:01 Time: :22.2 :45.2 1:10 2/5, 1:24 Track: Clear & Fast. Winner-b.m.8 Silveryville-Gypsy Moon Tr-Bruce Headley Own-Headley or Headley & Rancho Rio Hondo. Mutual Pool \$283,313.80. Exacta Pool \$196,420. Daily Double Pool \$121,590. Trifecta Pool \$313,765. Quinella Pool \$38,012. Pick Three Pool \$122,228.

\$2 EXACTA (11-3) PAID \$68.80 \$2 DAILY DOUBLE (1/11) PAID \$26.20
\$2 TRIFECTA (11-3-6) PAID \$333.40 \$2 QUINELLA (3-11) PAID \$31.00
\$3 PICK THREE (3/1/11) PAID \$166.20

HERE IS A DAY ON WHICH EARLY DOMINATED

When using result charts in Routes you must start your beaten lengths at the 1/2 mile - in sprints from the 1/4 mile First Call. Be sure you understand that the beaten lengths from the results are figured the opposite from past performance charts

PACELINE DATA

UNDER "NAME" WE
INSERT WIN MUTUEL

SA 3-27-96



#	NAME	L	DIST	S	1stC	2ndC	3rdC	FnlC	BL1	BL2	BLS	BLF	SR	TV	ADJ	N
1	5.60	1	6.0	D	22.1	45.2	57.4	111.1	1.00	0.60	0.00	0.00	83	0	0.0	2
2	4.40	1	8.5	D	23.0	46.4	111.0	144.3	0.10	0.50	0.00	0.00	78	0	0.0	1
3	4.60	1	6.0	D	21.4	45.2	57.3	110.2	1.30	1.00	0.00	0.00	87	0	0.0	2
4	30.20	1	6.0	D	21.4	44.4	57.1	110.2	0.00	0.00	0.00	0.00	87	0	0.0	1
5	10.00	1	6.5	D	22.0	44.4	110.3	117.3	0.10	1.50	0.10	0.00	84	0	0.0	3
6	6.30	1	8.5	D	23.0	46.2	110.4	143.1	0.50	0.00	0.00	0.00	85	0	0.0	2
7	5.80	1	8.0	T	23.2	47.0	111.4	136.1	6.70	0.60	0.00	0.00	85	0	0.0	2
8	8.40	1	7.0	D	22.2	45.2	110.2	124.0	7.10	9.50	4.10	5.10	78	0	0.0	3

DO NOT EQUALIZE DISTANCES

Equalize Distances 1=Yes 2=No

USE THE MANUAL ADJUST (2)
FEATURE; ADD OR SUBTRACT TO
MAKE ALL ADJUSTMENTS ZERO(0)

When profiling
from Result Charts,
always use the
Manual Adjust to
make all horse
equal 0 (zero).

NAME	L	DIST	S	AVE DTV	TV	ADJ	T&S	MAN	NET ATM	NTL
5.60	1	6.0	D	17	0	-8.0		8.0	0.0	2
4.40	1	8.5	D	17	0	-8.0		8.0	0.0	1
4.60	1	6.0	D	17	0	-8.0		8.0	0.0	2
30.20	1	6.0	D	17	0	-8.0		8.0	0.0	1
10.00	1	6.5	D	17	0	-8.0		8.0	0.0	3
6.30	1	8.5	D	17	0	-8.0		8.0	0.0	2
5.80	1	8.0	T	17	0	-8.0		8.0	0.0	2
8.40	1	7.0	D	17	0	-8.0		8.0	0.0	3

TURF

SA B3-27-1996 RACE
Pace Launcher Late/Early Difference Graphic

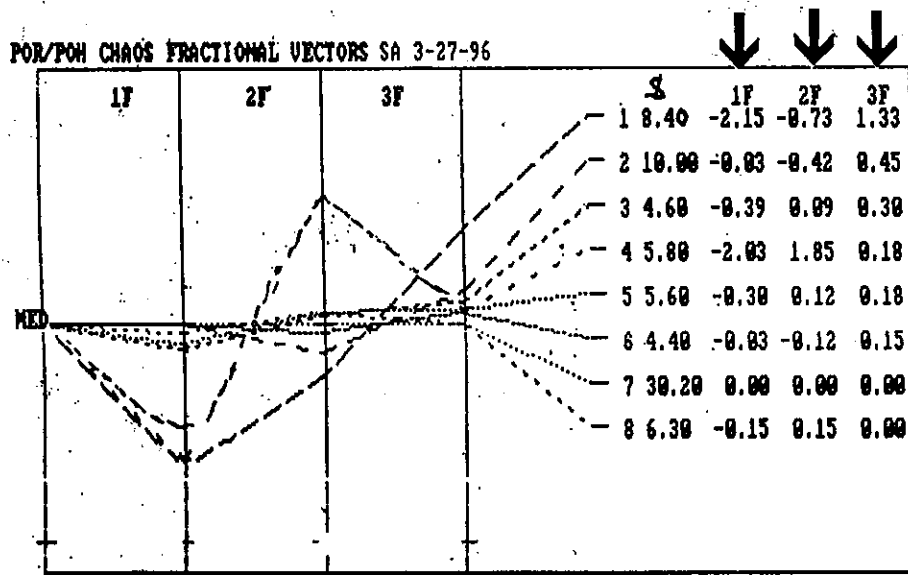
NAME	L	M	RAW	LATE	EARLY
5.60	1	2	10.8	█	
4.40	1	1	10.0	█	
4.60	1	2	6.0	█	
30.20	1	1	14.0	█	
10.00	1	3	14.0	█	
6.30	1	2	6.9	█	
5.80	1	2	-8.2		█
8.4	1	3	-2.9		█

Early-Sustained BOTH/AND Difference Graphic

SA 3-27-96

NAME	L	M	EARLY	SUST
5.60	1	2	43.8	█
4.40	1	1	44.1	█
4.60	1	2	46.0	█
30.20	1	1	42.2	█
10.00	1	3	42.1	█
6.30	1	2	46.0	█
5.80	1	2	54.0	█
8.4	1	3	51.7	█

ONLY TWO WINNERS CAME FROM
THE "N" 3 CATEGORY



Note how many winners approximated the Med. (0 deficiency).
Only two made substantial moves within the race.

Users without color monitors may have trouble tracing the course of the Vector Graph. This is unimportant. The + and - numbers tell the story. A number with no - (minus) indicates the percentage by which the horse exceeded the pace. A - (minus) represents the percentage a horse was behind the pace.

NOTE: We expect turf races to run less early regardless of Model/Profile

Yet you can still get the
wire-to-wire \$30.20 winner
via Bottom Line - Betting Line.

BOTTOM LINE -- BETTING LINE

WIN ODDS ONLY

SA 3-27-96

	RAW			ADJUSTED	
	BOTTOM LINE	BETTING LINE		BOTTOM LINE	BETTING LINE
1	30.20	17.5	1	30.20	17.5
2	4.80	13.5	2	4.60	13.5
2	5.80	13.5	2	5.80	13.5
3	10.00	10.0	3	10.00	10.0
4	8.4	8.0	4	8.4	8.0
5	5.60	6.0	5	5.60	6.0
6	6.30	3.0	6	6.30	3.0
7	4.40	0.0	7	4.40	0.0

Second Day - Model/Profile remains virtually the same. I warn you against using more than two consecutive days except in the summer when the weather is less subject to change. However, it is essential to keep these records one day at a time and to be aware of the changes whatever the cause

SPRINTS

PACELINE DATA

SA 3-28-96 3

#	NAME	L	DIST	S	1stC	2ndC	3rdC	FnlC	BL1	BL2	BLS	BLF	SR	TV	ADJ	N
1	3.60	1	6.0	D	22.1	45.0	56.4	109.3	0.00	0.00	0.00	0.00	91	0	0.0	1
2	7.80	1	6.5	D	22.0	45.1	110.1	116.2	0.10	1.00	0.00	0.00	90	0	0.0	1
3	4.40	1	6.5	D	22.1	45.0	109.1	115.3	0.00	0.00	0.00	0.00	94	0	0.0	1
4	25.30	1	7.0	D	22.2	46.4	112.3	125.1	7.10	8.60	1.50	0.00	77	0	0.0	3

ATM Adjustments, Need to Lead and Tandem Races

SA 3-29-96

A simple success formula - Note the "N" 1-2-3 (4 if you wish it as a code for one-move closers: if short priced horses are coming from 1's & 2's and long priced winners from 3 or 4., you have the key to long shots. When the reverse is true, bet accordingly.

W \$	NAME	L	DIST	S	AVE DTV	TV	TV ADJ	T&S	MAN	NET ATM	NTL
3.60	1	6.0	D	17	0	-8.0			8.0	0.0	1
7.80	1	6.5	D	17	0	-8.0			8.0	0.0	1
4.40	1	6.5	D	17	0	-8.0			8.0	0.0	1
25.30	1	7.0	D	17	0	-8.0			8.0	0.0	3

SA 03-29-1996 RACE TEST
Pace Launcher Late/Early Difference Graphic

NAME	L	N	RAW	LATE	EARLY	ADJUSTED	LATE	EARLY
3.60	1	1	8.0			8.0		
7.80	1	1	5.0			5.0		
4.40	1	1	5.0			5.0		
25.30	1	3	-14.2			-14.2		

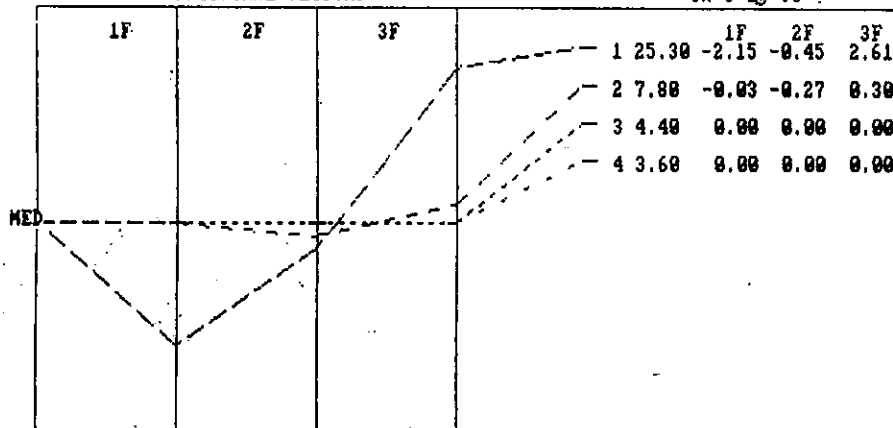
Early-Sustained BOTH/AND Difference Graphic

SA 3-29-96

NAME	L	N	RAW	%EARLY	%SUST
3.60	1	1	54.4		45.6
7.80	1	1	52.8		47.2
4.40	1	1	52.7		47.3
25.30	1	3	41.7		58.3

POR/POH CHAOS FRACTIONAL VECTORS

SA 3-28-96



SAME DAY -Routes

ROUTES

PACELINE DATA

SA 3-28-96

#	NAME	L	DIST	S	1stC	2ndC	3rdC	FnlC	BL1	BL2	BLS	BLF	SR	TV	ADJ	N
1	6.8	1	8.0	D	22.2	45.2	110.1	136.1	4.50	1.50	1.10	0.00	88	0	0.0	3
2	6.4	1	8.0	D	22.4	36.3	112.1	137.1	0.10	0.10	0.10	0.00	83	0	0.0	2
3	4.00	1	8.0	T	24.2	48.4	112.4	137.3	1.00	1.00	0.10	0.00	78	0	0.0	2
4	8.20	1	8.0	D	23.0	47.2	112.0	137.2	1.60	0.00	0.10	0.00	82	0	0.0	2

ATM ADJUSTMENTS, NEED TO LEAD AND TANDEM RACES

SA 3-28-96

WINS	NAME	L	DIST	S	AVE DTV	TV	TV ADJ	T&S	MAN	NET ATM	NTL
6.8	1	8.0	D	17	0	-8.0			8.0	0.0	3
6.4	1	8.0	D	17	0	-8.0			8.0	0.0	2
4.00	1	8.0	T	17	0	-8.0			8.0	0.0	2
3.20	1	8.0	D	17	0	-8.0			8.0	0.0	2

TURF

SA 03-28-1996 TEST
Pace Launcher Late/Early Difference Graphic

NAME	L	N	RAW	LATE	EARLY	ADJUSTED	LATE	EARLY
6.8	1	3	6.0			6.0		
6.4	1	2	-6.2			-6.2		
4.00	1	2	-12.0			-12.0		
8.20	1	2	-3.0			-3.0		

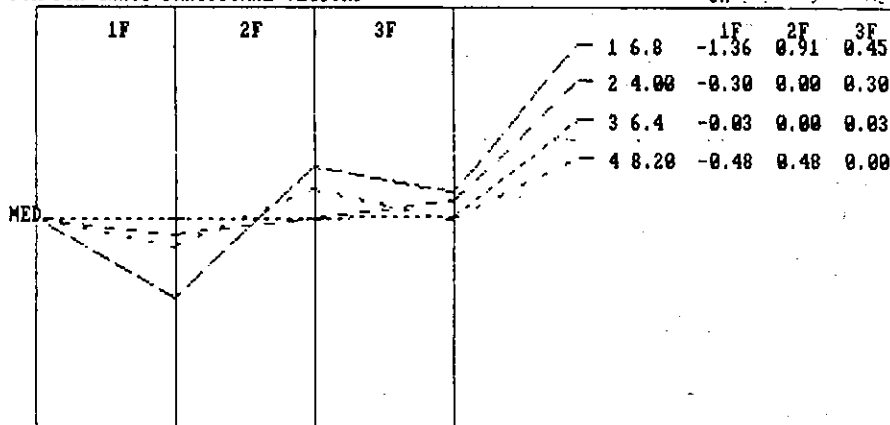
Early-Sustained BOTH/AND Difference Graphic --

SA 3-28-96

NAME	L	N	%EARLY	%SUST
6.8	1	3	53.3	46.7
6.4	1	2	46.4	53.6
4.00	1	2	43.1	56.9
8.20	1	2	48.3	51.7

POR/POH CHAOS FRACTIONAL VECTORS

SA



Third consecutive day - Profile/model remains the same

Santa Anita Charts

Los Angeles Turf Club, Inc. Santa Anita Park, Arcadia, California.
Copyright 1998 by Daily Racing Form, Inc. Reproduction prohibited.
All finishes confirmed by Eclipse Photography, Inc.
Friday, March 28, 1996. 99th Day of a 87-Day Meet.

6607—FIRST RACE, 1 1/16 Miles, Purse \$12,000, Claiming, 4-year-olds and up. Claiming Price: \$10,000.

Index	Horse and Jockey	WL	PP	ST	¼	½	¾	Str.	Fin.	To \$1
6474	Blk Of Petrone, Garcia	121	5	5	5 1/2	3hd	5hd	1hd	12	0.80
6296	Putt's Pretense, Blanc	111	2	2	1 1/2	1 1/2	1 1/2	2 1/2	2 1/2	9.90
6558	Novelty Hill, Vargani	116	6	6	7	7	8 1/2	3hd	34	16.10
6422	Ts Carano, Black	116	7	4	3hd	2 1/2	2hd	5 1/2	4 1/2	3.00
6451	Forgotten Word, Pedroza	118	3	7	4 1/2	4 1/2	3 1/2	4 1/2	5 3/4	8.90
6558	Fabulous Pole, Douglas	116	1	3	2 1/2	2hd	6 1/2	6 3/4	10.30	
6530	Taliba, Aldrich	116	4	1	2hd	5 1/2	4hd	7	7	30.20

- Scratched — El Traveso, Horton.
5—BLK OF PETRONE 3.80 2.80 2.40
2—PUTT'S PRETENSE 4.80 4.20
6—NOVELTY HILL 5.80

Off: 1:01 Time: :23 :47 1:12 1:38 1/5, 1:45 Track: Clear & Fast. Winner-b.g.8 Petrone-Windy Vee. Tr-Richard Baltas Own-Ronald Anson. Mutual Pool \$198,336. Exacta Pool \$147,585. Quinella Pool \$25,403. Trifecta Pool \$127,834.

- \$2 EXACTA (5-2) PAID \$32.30**
\$2 QUINELLA (2-5) PAID \$30.40
\$2 TRIPECTA (2-5-2) PAID \$219.40

6608—SECOND RACE, About 5 1/2 Fur, Turf Purse \$42,000, Allowance, Fillies & Mares, 4-year-olds and up. Note: Rail at 30 feet.

Index	Horse and Jockey	WL	PP	ST	¼	½	¾	Str.	Fin.	To \$1
6289	Bunsamia, Desormeaux	119	5	2	1hd	2 1/2	2 1/2	12	17	0.20
6453	Kristi Baby, Blanc	112	4	1	2 1/2	3 1/2	3 1/2	2nk	2nk	5.50
6529	Coquette, Tocano	119	3	3	3 1/2	1hd	2 1/2	3 1/2	3 1/2	9.50
6640	Nan's Asa, Berio	117	1	4	4hd	4 1/2	4 1/2	4 1/2	4 1/2	9.40
6482	Sydney Light, Douglas	119	2	5	5	5	5	5	5	20.60

- Scratched — Super Wink.
5—BUNSAMIA 2.40 2.20 2.10
4—KRISTI BABY 2.80 2.10
3—COQUETTE 2.10

Off: 1:31 Time: :22 :44.4 1:08 4/5, 1:15 2/5, Track: Clear & Firm. Winner-ch.1.4 Sunshine Forever-Mia Ross. Tr-Gary Jones Own-Rick Barnes. Mutual Pool \$175,314.20. Exacta Pool \$178,335. Daily Double Pool \$108,367. Quinella Pool \$28,697.

- \$2 EXACTA (5-4) PAID \$6.40**
\$2 DAILY DOUBLE (W/S) PAID \$4.40
\$2 QUINELLA (4-5) PAID \$5.00

6609—THIRD RACE, 5 1/4 Furlongs Purse \$42,000, Allowance, 3-year-olds.

Index	Horse and Jockey	WL	PP	ST	¼	½	¾	Str.	Fin.	To \$1
6528	Regal Rhythm, Black	117	3	4	3 1/2	2 1/2	2 1/2	2 1/2	1 1/2	4.30
2225	Reef Reef, Arley	117	4	3	2 1/2	1 1/2	1 1/2	1hd	2 1/2	1.50
6333	Shoshoni Scout, Douglas	117	2	5	5	5	5	3 1/2	5 1/2	9.50
6482	Hook, Desormeaux	117	5	1	1hd	3 1/2	4 1/2	4 1/2	4 1/2	3.50
6482	Homecoming Reg, Dhousaye	116	3	2	4 1/2	4 1/2	5	5	5	2.40

- Scratched — Colossal Cat.
3—REGAL RHYTHM 10.80 4.00 2.80
4—REEF REEF 3.80 2.40
5—SHOSHONI SCOUT 3.40

Off: 2:01 Time: :21.4 :44.4 1:08 4/5, 1:16 3/5, Track: Clear & Fast. Winner-b.c.3 Regal Classic-Constantly Right. Tr-David Bernstein Own-Sevario Farm. Mutual Pool \$293,797.30. Exacta Pool \$260,814. Quinella Pool \$36,900. Pick Three Pool \$102,063.

- \$2 EXACTA (3-4) PAID \$34.80**
\$2 QUINELLA (3-4) PAID \$14.80
\$3 PICK THREE (5/5/3) PAID \$45.80

6611—FIFTH RACE, 5 1/4 Furlongs Purse \$14,000, Claiming, 4-year-olds. Claiming Price: \$12,800-10,500.

Index	Horse and Jockey	WL	PP	ST	¼	½	¾	Str.	Fin.	To \$1
6400	Floor Call, Blanc	111	5	3	4hd	4 1/2	4 1/2	12	1no	2.30
6518	Another Great One, Arley	118	7	1	6hd	5 1/2	5 1/2	31	2 1/2	3.40
6440	Busy Count, Aldrich	118	2	10	9 1/2	7 1/2	7 1/2	6 1/2	5 1/2	14.10
6488	Temscot Native, Douglas	116	3	4	3hd	3hd	3hd	5hd	4 1/2	9.10
6139	Jave Lee, Pincay Jr	117	6	11	11	11	11	7 1/2	5 1/2	25.70
6272	Outless Pro, Pedroza	116	1	6	2 1/2	2 1/2	2 1/2	4hd	6 3/4	3.80
6521	Cocobuddy, Sorenson	116	10	8	7 1/2	9 1/2	10 1/2	10 1/2	7no	23.10
6400	Moat Thoughtful, Tocano	118	11	2	1 1/2	1hd	2hd	2hd	8hd	28.30
6518	Librio, Ventura	111	8	9	10 1/2	10 1/2	11	11	9 1/2	40.00
6400	Majestic N Green, Black	118	9	5	8 1/2	8 1/2	9 1/2	10 1/2	10 1/2	8.10
6440	Super Flyer, Delahoussaye	116	4	7	5 1/2	6 1/2	6 1/2	8hd	11	27.80

Scratched — Rough Stuff, Yes I'm Cool.
 Claimed — Another Great One-Sieve Puhich-John L. Sadler, Librio-Ernest Langbein-Eddie Rich.

- 5—FLOOR CALL** 6.80 4.30 3.00
7—ANOTHER GREAT ONE 4.80 3.40
2—BUSY COUNT 4.00

Off: 3:01, Time: :22 :45 1-10 1/5, 1:17 Track: Clear & Fast. Winner-b.r.4 Stew's Royalty.

- \$2 EXACTA (5-7) PAID \$24.20**
\$2 TRIPECTA (5-7-2) PAID \$184.80
\$2 QUINELLA (5-7) PAID \$14.40
\$3 PICK THREE (2/11/5/8) PAID \$486.80

6612—SIXTH RACE, 6 Furlongs, Purse \$19,000, Maiden Claiming, Fillies, 3-year-olds, Cal-breds. Claiming Price: \$32,000-28,000.

Index	Horse and Jockey	WL	PP	ST	¼	½	¾	Str.	Fin.	To \$1
6512	Iza Bon Bon, Blanc	112	5	2	2 1/2	1hd	1hd	13	14	32.90
6482	Atalaby, Peterson	117	4	3	5hd	4 1/2	4 1/2	3 1/2	2 1/2	7.80
6483	Brandybush, Scott	117	2	11	1 1/2	2 1/2	2 1/2	2 1/2	3 1/4	8.60
1545	A-Baso, Douglas	117	3	10	2hd	6 1/2	5hd	4hd	4hd	16.10
6493	Its Ago, Valenzuela	117	7	4	4hd	5 1/2	5 1/2	4 1/2	5 1/2	3.10
6520	Majestic Signal, Desormeaux	117	5	5	3no	3hd	6 1/2	7 1/2	1 1/2	3.20
6385	Sharon dignity, Atkinson	116	8	8	10 1/2	8hd	6 1/2	8 1/2	8 1/2	62.10
6512	Oddie Dee Dum, Berio	117	6	9	11	11	9 1/2	9 1/2	10 1/2	108.80
6512	Elley Orum, Black	117	9	6	6 1/2	9 1/2	10 1/2	10 1/2	10 1/2	14.20

- Scratched — Good, Magic Paintbrush
5—IZA B 67.80 24.90 11.80
4—ATALA 9.20 5.40
3—BRANDYBUSH 5.80

Off: 3:33 Time: :21.4 :45.2 :57.4 1:11 Track: Clear & Fast. Winner-dk.b.br.3 Iza a Saros.

6613—SEVENTH RACE, 1 1/8 Miles, Turf Purse \$46,000, Allowance, Fillies & Mares, 4-year-olds and up. Note: Rail at 30 feet.

Index	Horse and Jockey	WL	PP	ST	¼	½	¾	Str.	Fin.	To \$1
6482	Ladies Ballet, Delahoussaye	119	3	1	1 1/2	1 1/2	1 1/2	1 1/2	1 1/2	1.10
6482	Medino Bay, Pedroza	117	5	4	4hd	3 1/2	3 1/2	3 1/2	2nk	9.00
6453	Cloudy Line, Garcia	117	4	3	2 1/2	4 1/2	4 1/2	4 1/2	3nk	51.90
6482	A La Mode, Pincay Jr	117	2	2	3 1/2	2 1/2	2 1/2	2 1/2	4 1/2	1.30
5026	Golden Vale, Blanc	114	6	5	5 1/2	5 1/2	5 1/2	5hd	5 1/2	8.20
6482	Glowing Heights, Black	117	1	6	6	6	6	6	6	12.80

- No Scratches.
3—LADIES BALLE 4.20 3.00 2.40
5—MEDINO BAY 4.80 3.00
4—CLOUDY LINE 4.80

Off: 4:05 Time: :23.3 :47.3 1:11 3/5, 1:37 2/5, 1:51 Track: Clear & Firm. Winner-b.l.4 N. Jinsky 2nd-Lady Pastor. Tr-BDA Cecil Own-Golden Eagle Farm. Mutual Pool \$318,398.40. Exacta Pool \$351,600. Quinella Pool \$54,789. Pick Three Pool \$88,947.

- \$2 EXACTA (3-5) PAID \$24.00**
\$2 QUINELLA (3-5) PAID \$18.20
\$3 PICK THREE (5/5/3) PAID \$806.70

In all examples we've eliminated 2 Furlong, 1 1/2 distances and races with first time starters. You can combine sprints and routes or do as I did these last two days - separate them. The graphs tell the tale.

SPRINTS

PACELINE DATA

SA 3-29-96

#	NAME	L	DIST	S	1stC	2ndC	3rdC	FnlC	BL1	BL2	BLS	BLF	SR	TV	ADJ	N
1	2.40	1	6.5	T	22.0	44.4	108.4	115.2	0.00	0.10	0.00	0.00	90	0	0.0	1
2	10.80	1	6.5	D	21.4	44.4	109.4	116.3	1.10	0.50	0.10	0.00	89	0	0.0	2
3	6.80	1	6.5	D	22.0	45.1	110.1	117.0	1.60	0.70	0.00	0.00	87	0	0.0	2

NAME	L	DIST	S	AVE DTV	TV	TV ADJ	T&S	MAN	NET ATM	NTL
TURF 2.40	1	6.5	T	17	0	-8.0		8.0	0.0	1
10.80	1	6.5	D	17	0	-8.0		8.0	0.0	2
6.80	1	6.5	D	17	0	-8.0		8.0	0.0	2

SA 03-29-1996 RACE TEST
Pace Launcher Late/Early Difference Graphic

NAME	L	N	RAW	LATE	EARLY	ADJUSTED	LATE	EARLY
2.40	1	1	5.8			5.8		
10.80	1	2	11.0			11.0		
6.80	1	2	8.6			8.6		

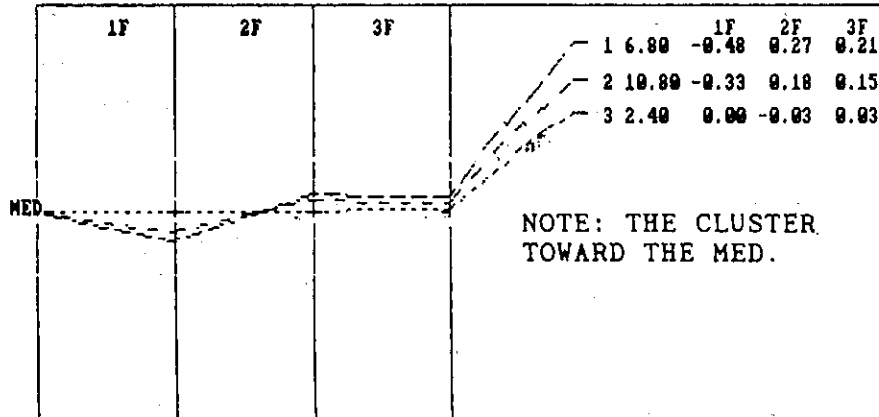
Early-Sustained BOTH/AND Difference Graphic

SA 3-29-96

NAME	L	N	%EARLY	%SUST
2.40	1	1	53.1	46.9
10.80	1	2	56.1	43.9
6.80	1	2	54.8	45.2

POR/POH CHAOS FRACTIONAL VECTORS

SA 3-29-96



BOTTOM

BETTING

	LINE	LS	ODDS
1	2.40	24.5	EVEN
2	10.80	20.0	EVEN
3	6.80	15.0	2-1

ONLY ONE RACE WORTH A BET

ROUTES

PACELINE DATA

SA 3-29-96

#	NAME	L	DIST	S	1stC	2ndC	3rdC	FnlC	BL1	BL2	BLS	BLF	SR	TV	ADJ	N
1	3.60	1	8.5	D	23.0	47.0	112.0	145.0	2.50	2.20	0.00	0.00	76	0	0.0	2
2	4.20	1	9.0	D	47.3	111.3	137.2	151.0	0.00	0.00	0.00	0.00	78	0	0.0	1
3	8.60	1	8.5	T	22.3	46.1	111.3	144.2	0.20	0.20	0.20	0.00	76	0	0.0	1

NAME	L	DIST	S	AVE DTV	TV	TV ADJ	T&S	MAN	NET. ATM	NTL
3.60	1	8.5	D	17	0	-8.0		8.0	0.0	2
4.20	1	9.0	D	17	0	-8.0		8.0	0.0	1
8.60	1	8.5	T	17	0	-8.0		8.0	0.0	1

SA 03-29-1996 TEST
Pace Launcher Late/Early Difference Graphic

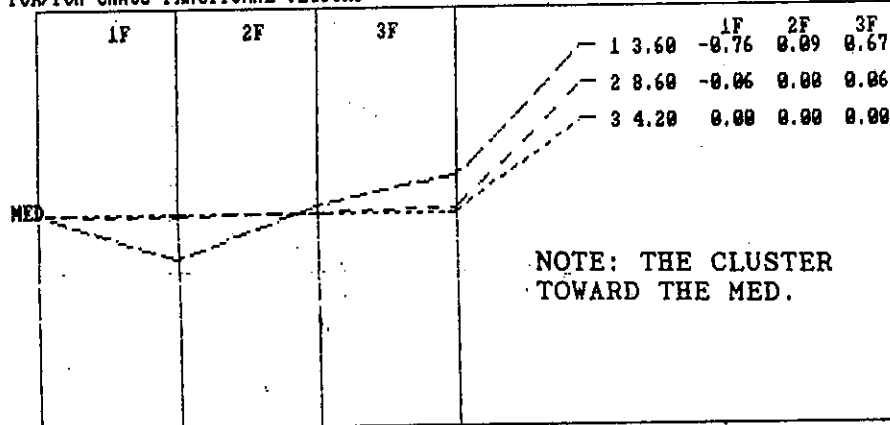
NAME	L	N	RAW	LATE	EARLY	ADJUSTED	LATE	EARLY
3.60	1	2	-1.4			-1.4		
4.20	1	1	3.0			3.0		
8.60	1	1	3.6			3.6		

Early-Sustained BOTH/AND Difference Graphic SA 3-29-96

NAME	L	N	%EARLY	%SUST
3.60	1	2	49.2	50.8
4.20	1	1	51.8	48.2
8.60	1	1	52.1	47.9

FOR/POH CHAOS FRACTIONAL VECTORS

SA 3-29-96



	RAW	BOTTOM LINE LS	BETTING LINE ODDS
1	4.20	22.5	EVEN
2	3.60	18.5	EVEN
2	8.60	18.5	EVEN

ONLY ONE RACE WORTH A BET

Fourth consecutive day - Model/Profile virtually the same

Santa Anita Charts

Los Angeles Turf Club, Inc. Santa Anita Park, Arcadia, California. Copyright 1986 by Daily Racing Form, Inc. Reproduction prohibited. All finishes confirmed by Eclipse Photography, Inc. Saturday, March 30, 1986. 70th Day of a 87-Day Meet.

6616 - FIRST RACE. 1 1/4 Miles. Purse \$29,000. 4-year-olds and up. Claiming price \$25,000-22,500.

Table with columns: Index, Horse and Jockey, Wt, PP, ST, W, 1/2, 3/4, Str, Fin, To \$1. Includes horses like Homer's House, Judgement Maker, Fearless And Free.

- 4 - HOMER'S HOUSE 11.20 5.80 5.00
5 - JUDGEMENT MAKER 10.20 6.40
2 - FEARLESS AND FREE 4.80

Off: 12:30 Time: :23.2 :48 1:12 3/5, 1:37 4/5, 1:50 3/5. Track: Clear & Fast. Winner-ch.g.5 Taraal-Priddy Home Tr-Robert, W Marshall Own-Three Point Stable Inc. Mutuel Pool \$296,289. Exacta Pool \$241,422. Quinella Pool \$44,290.

\$2 EXACTA (4-5) PAID \$123.40
\$2 QUINELLA (4-5) PAID \$80.80

6618 - THIRD RACE. 6 Furlongs. Purse \$63,000. 4-year-olds and up. Claiming price \$60,000-70,000.

Table with columns: Index, Horse and Jockey, Wt, PP, ST, W, 1/2, 3/4, Str, Fin, To \$1. Includes horses like Copelan's Eagle, Echo Of Yesterday, Fu Man Blew.

- 6 - COPELAN'S EAGLE 7.20 3.20 2.20
2 - ECHO OF YESTERDAY 3.00 2.20
5 - FU MAN BLEW 2.20

Off: 1:38 Time: :22 :44.4 :56.3 1:06 3/5. Track: Clear & Fast. Winner-b.g.6 Copelan-Red and Blue Eagle Tr-Richard Mandola Own-Farrar, W Jones. Mutuel Pool \$372,715.80. Exacta Pool \$282,427. Quinella Pool \$51,797. Pick Three Pool \$150,707.

\$2 EXACTA (6-2) PAID \$18.00
\$2 QUINELLA (2-6) PAID \$7.00
\$3 PICK THREE (4/7/8) PAID \$186.90

6619 - FOURTH RACE. One Mile Turf. Purse \$60,000. Fillies and mares. 4-year-olds and up. Claiming price \$52,500-65,000.

Table with columns: Index, Horse and Jockey, Wt, PP, ST, W, 1/2, 3/4, Str, Fin, To \$1. Includes horses like Ka Lae, Kellykyo, Foxy Monica.

- 4 - KA LAE 5.40 3.00 2.40
5 - KELLYKYO 3.20 2.40
2 - FOXY MONICA 3.40

Off: 2:06 Time: :23 :46.4 1:11 3/5, 1:24 3/5, 1:37 3/5. Track: Clear & Firm. Winner-b.m.7 Hawaii-Port Desire Tr-Wallace Dollase Own-Chesny & McLean. Mutuel Pool \$381,037.10. Exacta Pool \$276,211. Quinella Pool \$45,927. Trifecta Pool \$271,988. Pick Three Pool \$104,690.

\$2 EXACTA (4-5) PAID \$13.40
\$2 QUINELLA (4-5) PAID \$7.20
\$3 PICK THREE (7/8/4) PAID \$90.00
\$2 TRIPECTA (4-5-3) PAID \$73.40

6620 - FIFTH RACE. 1 1/8 Miles. Purse \$150,000-added. "San Bernardino Handicap." A Handicap for 4-year-olds and up.

Table with columns: Index, Horse and Jockey, Wt, PP, ST, W, 1/2, 3/4, Str, Fin, To \$1. Includes horses like Del Mar Dennis, Just Java, Regal Rowdy.

- 4 - DEL MAR DENNIS 4.80 3.00 2.40
5 - JUST JAVA 3.20 2.80
6 - REGAL ROWDY 3.00

Off: 2:41 Time: :23.2 :47.1 1:11 1:35 3/5, 1:48 1/5. Track: Clear & Fast. Winner-ch.g.6 Dixeland Band-Parry Bonnet Tr-J Pico Gonzalez Own-McCarthy & Toffan. Mutuel Pool \$519,130. Exacta Pool \$486,481. Quinella Pool \$77,102. Pick Three Pool \$94,443.

\$2 EXACTA (4-5) PAID \$13.00
\$2 QUINELLA (4-5) PAID \$7.20
\$3 PICK THREE (8/4/4) PAID \$72.80

6622 - SEVENTH RACE. 1 1/16 Miles. Purse \$46,000. Allowance. 4-year-olds and up, bred in California.

Table with columns: Index, Horse and Jockey, Wt, PP, ST, W, 1/2, 3/4, Str, Fin, To \$1. Includes horses like Puddles, Natural Swinger, Tres Fab.

- 5 - PUDDLES 2.80 2.20 2.20
6 - NATURAL SWINGER 2.80 2.80
7 - TRES FAB 4.80

Off: 3:43 Time: :23 1 :47 1 11 1/5, 1:37 1:43 4/5. Track: Clear & Fast. Winner-b.g.4 Ken-

\$2 EXACTA (5-6) PAID \$7.80
\$2 QUINELLA (5-6) PAID \$5.80
\$3 PICK THREE (4/1/5) PAID \$14.70
\$2 TRIPECTA (5-6-7) PAID \$74.20

6623 - EIGHTH RACE. About 5 1/4 Furlongs Turf. Purse \$47,000. Allowance. 4-year-olds and up.

Table with columns: Index, Horse and Jockey, Wt, PP, ST, W, 1/2, 3/4, Str, Fin, To \$1. Includes horses like I'm Checkin' Out, Go Garry Go, Hunt For Missouri.

- 3 - I'M CHECKIN' OUT 36.20 13.80 6.40
6 - GO GARRY GO 5.80 4.00
8 - HUNT FOR MISSOURI 4.80

Off: 4:13 Time: :22 1 :44.4 1:08 1/5, 1:14 3/5. Track: Clear & Firm. Winner-dk.b.br.8 Ar

\$2 EXACTA (3-6) PAID \$191.00
\$2 QUINELLA (3-6) PAID \$72.00
\$3 PICK THREE (1/5/3) PAID \$171.00

6624 - NINTH RACE. 6 Furlongs. Purse \$22,000. 4-year-olds and up. Claiming price \$20,000-18,000.

Table with columns: Index, Horse and Jockey, Wt, PP, ST, W, 1/2, 3/4, Str, Fin, To \$1. Includes horses like Auriga, Pie Ala Road, Rocket Gibraltar.

- 6 - AURIGA 5.40 3.60 2.80
5 - PIE ALA ROAD 6.00 4.00
1 - ROCKET GIBRALTER 4.20

Off: 4:43 Time: :21 3 :44.2 :57 1:09 2/5. Track: Clear & Fast. Winner-b.g.7 Star de

\$2 EXACTA (6-5) PAID \$33.40
\$2 TRIPECTA (5-6-1) PAID \$124.80
\$2 QUINELLA (5-6) PAID \$17.40
\$3 PICK THREE (5/3/8) PAID \$97.50

6625 - TENTH RACE. One Mile. Purse \$20,000. Maiden Claiming. 3-year-olds, bred in California. Claiming price \$32,000-28,000.

Table with columns: Index, Horse and Jockey, Wt, PP, ST, W, 1/2, 3/4, Str, Fin, To \$1. Includes horses like Wonderful Luck, Tactical Alert, Touchdown Miami.

- 10 - WONDERFUL LUCK 8.40 4.00 3.00
5 - TOUCHDOWN MIAMI 3.80 2.80
8 - TACTICAL ALERT 3.80

Off: 5:13 Time: :22.4 :47.1 1:12 1:25 1:38. Track: Clear & Fast. Winner-b.g.3 Mister Won-

\$2 EXACTA (10-5) PAID \$29.00
\$2 DAILY DOUBLE (8/10) PAID \$33.00
\$2 TRIPECTA (10-6-8) PAID \$136.00
\$2 QUINELLA (5-10) PAID \$12.50
\$3 PICK THREE (3/8/10) PAID \$1,972.80

PACELINE DATA

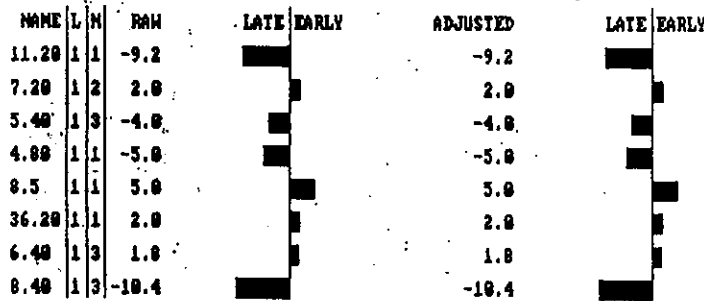
SA 3-30-96

#	NAME	L	DIST	S	1stC	2ndC	3rdC	FnlC	BL1	BL2	BLS	BLF	SR	TV	ADJ	N
1	11.20	1	9.0	D	48.1	112.3	137.4	150.3	0.10	0.10	0.00	0.00	80	0	0.0	1
2	7.20	1	6.0	D	22.0	44.4	56.3	108.3	1.50	1.50	0.00	0.00	96	0	0.0	2
3	5.40	1	8.0	T	23.0	46.4	111.3	137.3	4.00	3.00	2.50	0.00	78	0	0.0	3
4	4.80	1	9.0	D	47.1	111.0	135.3	148.1	0.00	0.00	0.00	0.00	92	0	0.0	1
5	8.5	1	8.5	D	23.1	47.1	111.1	143.4	0.00	0.00	0.00	0.00	82	0	0.0	1
6	36.20	1	6.5	T	22.1	44.4	108.1	114.3	0.00	0.00	0.00	0.00	94	0	0.0	1
7	6.40	1	6.0	D	21.3	44.2	57.0	109.2	5.60	5.60	2.60	0.00	92	0	0.0	3
8	8.40	1	8.0	D	22.4	47.1	112.1	138.0	5.20	4.20	2.10	0.00	79	0	0.0	3

NAME	L	DIST	S	AVE DTV	TV	TV ADJ	T&S	MAN	NET ATM
11.20	1	9.0	D	17	0	-8.0		8.0	0.0
7.20	1	6.0	D	17	0	-8.0		8.0	0.0
5.40	1	8.0	T	17	0	-8.0		8.0	0.0
4.80	1	9.0	D	17	0	-8.0		8.0	0.0
8.5	1	8.5	D	17	0	-8.0		8.0	0.0
36.20	1	6.5	T	17	0	-8.0		8.0	0.0
6.40	1	6.0	D	17	0	-8.0		8.0	0.0
8.40	1	8.0	D	17	0	-8.0		8.0	0.0


NTL
1
2
3
1
1
1
3
3

SA 03-30-1996 RACE 7 DIST 8.5 SURF D
Pace Launcher Late/Early Difference Graphic



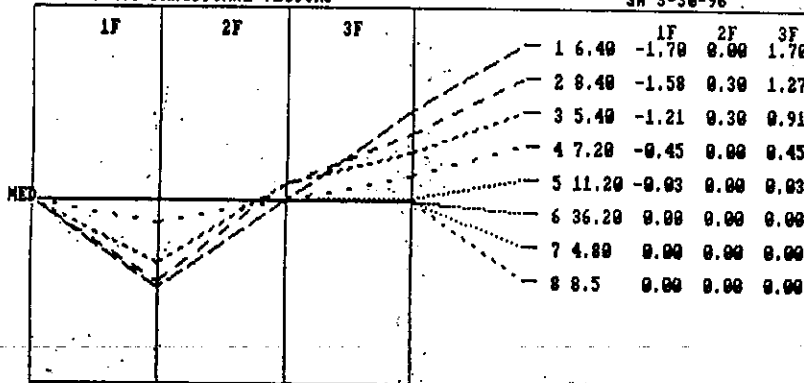
Early-Sustained BOTH/AND Difference Graphic

SA 3-30-96



POR/POH CHAOS FRACTIONAL VECTORS

SA 3-30-96



Fifth consecutive day - Sunday - visual ESP Model appears even Earlier

Santa Anita Charts

Los Angeles Turf Club, Inc. Santa Anita Park, Arcadia, California. Copyright 1986 by Daily Racing Form, Inc. Reproduction prohibited. All finishes confirmed by Eclipse Photography, Inc. Sunday, March 31, 1986. 71st Day of a 87-Day Meet.

6626 - FIRST RACE. One Mile. Purse \$34,000. Fillies and mares, 4-year-olds and up. Claiming price \$32,000-28,000.

Table with columns: Index, Horse and Jockey, Wt, PP, ST, 1/4, 1/2, 3/4, Str, Fin, To \$1. Rows include My Miss Lee, Explosive Illusion, Gold Puff, Big June, Underwater Love, and High Decision.

Off: 12:31 Time: :22.4 :47.1 :12 1:25 1:38 1/5. Track: Clear & Fast. Winner-dk.b.br.7 Black Mackee-Port a Belle Tr-Laurea Pinelli Own-Terry, C Lovinger. Mutuel Pool \$276,221. Exacta Pool \$216,943. Quinella Pool \$39,839.

\$2 EXACTA (4-1) PAID \$62.00 \$2 QUINELLA (1-4) PAID \$40.00 \$3 PICK THREE (2/2/6) PAID \$20.70

6628 - THIRD RACE. 8 Furlongs. Purse \$47,000. 3-year-olds. Claiming price \$62,800-85,000.

Table with columns: Index, Horse and Jockey, Wt, PP, ST, 1/4, 1/2, 3/4, Str, Fin, To \$1. Rows include On The Rocks, Courtableu, Pat'm Well, Monzon, and Password Please.

Off: 1:31 Time: :21.3 :44.3 :57 1:10 2/5. Track: Clear & Fast. Winner-b.c.3 Tiffany Ice-Gemint Contender Tr-Jack, C Van Berg Own-Whispering Woods Farm. Mutuel Pool \$374,518.40. Exacta Pool \$322,151. Quinella Pool \$58,928. Pick Three Pool \$140,071.

\$2 EXACTA (8-1) PAID \$70.20 \$2 QUINELLA (1-8) PAID \$36.00 \$3 PICK THREE (4/1,8/6) PAID \$63.80

\$2 EXACTA (8-1) PAID \$48.80 \$2 QUINELLA (1-8) PAID \$22.40 \$3 PICK THREE (1,8/8/8) PAID \$156.30 \$2 TRIPECTA (8-1-2) PAID \$86.60

6630 - FIFTH RACE. 1 1/16 Miles. Purse \$19,000. 4-year-olds and up. Claiming price \$18,000-13,000.

Table with columns: Index, Horse and Jockey, Wt, PP, ST, 1/4, 1/2, 3/4, Str, Fin, To \$1. Rows include Danebo Stampede, Count Con, Personal Profit, Prosperous Pirate, Dazzled By Gold, Mc Fig, System, Sunnybrook, Nominator, and Cool Cadillac.

Off: 2:32 Time: :23 :46.4 :11 2/5, 1:37 1/5, 1:44 Track: Clear & Fast. Winner-b.g.6 Danebo-Olive Mill Tr-AC Avila Own-Flores & Ruckman. Mutuel Pool \$394,320.90. Exacta Pool \$292,410. Trifecta Pool \$358,179. Quinella Pool \$52,539. Pick Three Pool \$108,393.

\$2 EXACTA (2-8) PAID \$43.40 \$2 QUINELLA (2-8) PAID \$26.00 \$2 TRIPECTA (2-8-10) PAID \$186.00 \$3 PICK THREE (8/8/2) PAID \$362.50

6631 - EIGHTH RACE. One Mile. Purse \$38,000. Maiden 3-year-olds.

Table with columns: Index, Horse and Jockey, Wt, PP, ST, 1/4, 1/2, 3/4, Str, Fin, To \$1. Rows include Heebull, Don't Blame Rio, Sovereign M.D., Coyote Canyon, Pitt City Slew, Doc Bart, and Soaring Prospect.

Off: 3:01 Time: :22.4 :46.4 :11 3/5, 1:24 1:36 4/5. Track: Clear & Fast. Winner-b.c.3 Dispersal-Proud Clarioness Tr-Mike Chambers Own-Three Sisters Stable. Mutuel Pool \$324,460.10. Exacta Pool \$432,460. Quinella Pool \$64,424. Pick Three Pool \$109,911.

\$2 EXACTA (2-1) PAID \$15.80 \$2 QUINELLA (1-2) PAID \$14.40 \$3 PICK THREE (8/2/2) PAID \$108.30

6632 - SEVENTH RACE. One Mile Turf. Purse \$125,000-added. "El Rincon Handicap." Grade II. A Handicap for 4-year-olds and up.

Table with columns: Index, Horse and Jockey, Wt, PP, ST, 1/4, 1/2, 3/4, Str, Fin, To \$1. Rows include Tychonic, Debutant Trick, Savinno, Adarme Trail, Score Quick, and Lord Shindor.

Off: 3:31 Time: :23.4 :47.2 :11 1/5, 1:23 2/5, 1:35 4/5. Track: Clear & Firm. Winner-b.h.8 Last Tycoon-Metair Tr-Robert Frankel Own-Juddmonte Farms. Mutuel Pool \$473,098.90. Exacta Pool \$484,787. Quinella Pool \$79,826. Pick Three Pool \$102,327.

\$2 EXACTA (6-1) PAID \$6.80 \$2 QUINELLA (1-6) PAID \$4.40 \$3 PICK THREE (2/2/6) PAID \$20.70

6633 - EIGHTH RACE. 1 1/16 Miles. Purse \$50,000. Allowance. 4-year-olds and up.

Table with columns: Index, Horse and Jockey, Wt, PP, ST, 1/4, 1/2, 3/4, Str, Fin, To \$1. Rows include Misnomer, Briartic Heir, Torole, Robastier, and T.J.'s Gold.

Off: 4:01 Time: :23.3 :47.1 :11 3/5, 1:36 1/5, 1:42 4/5. Track: Clear & Fast. Winner-b.c.4 Miswaki-Danzig Darling Tr-Ronald McAnally Own-Red Oak Stable. Mutuel Pool \$311,625.60. Exacta Pool \$305,418. Quinella Pool \$50,437. Pick Three Pool \$122,185.

\$2 EXACTA (4-5) PAID \$11.00 \$2 QUINELLA (4-5) PAID \$6.80 \$3 PICK THREE (2/6/1,4,7) PAID \$18.00

6634 - NINTH RACE. 8 Furlongs. Purse \$33,000. 4-year-olds and up. Claiming price \$32,000-28,000.

Table with columns: Index, Horse and Jockey, Wt, PP, ST, 1/4, 1/2, 3/4, Str, Fin, To \$1. Rows include Cold N Calculating, B-Arp, C-Sir Archie, A-Duc D'Silgovil, Dr Palm, B-Spirit Warrior, Super Trax, C-Bahetrax, and A-Noble Year.

Off: 4:31 Time: :21.3 :44.3 :57 1:09 4/5. Track: Clear & Fast. Winner-b.c.4 It's Freezing-Evil Elaine Tr-Brian, A Mayberry Own-Thomas & Thomas. Mutuel Pool \$413,234.10. Exacta Pool \$350,039. Quinella Pool \$60,817. Pick Three Pool \$115,091.

\$2 EXACTA (5-2) PAID \$80.80 \$2 QUINELLA (2-5) PAID \$36.40 \$3 PICK THREE (8/1,4,7/5) PAID \$346.20

Pace Match Up Graphic
N T IC R

SC R

SA 3-31-96
FT R

5.80 (1)	3		47.72- 6	112.46- 6	138.20- 7
11.80 (2)	2		21.67- 1	44.74- 2	110.40- 2
6.20 (3)	1		46.80- 3	111.40- 4	144.00- 6
2.60 (4)	1		46.80- 3	111.60- 5	136.80- 5
3.80 (5)	1		47.47- 5	111.20- 3	135.80- 3
5.40 (6)	1		47.20- 4	111.60- 5	142.80- 4
23.00 (7)	1		21.71- 2	44.60- 1	109.80- 1

TIMES IN SECONDS AND TENTHS

FPS.

ENERGY

NAME	L	N	FPS.			ENERGY		
			F1	F2	F3	F1	F2	F3
5.80	1	3	55.32	53.47	50.70	34.89	33.52	31.79
11.80	1	2 X	60.93	57.39	51.32 X	35.92	33.83	30.25 X
6.20	1	1	56.41	53.88	50.81	35.11	33.39	31.50
2.60	1	1	56.41	53.23	52.38	34.82	32.85	32.33
3.80	1	1	55.61	55.55	53.88	33.74	33.70	32.56
5.40	1	1	55.93	54.10	52.88	34.33	33.21	32.48
23.00	1	1 X	60.81	57.67	52.38 X	35.58	33.75	30.66 X

NOTE THE EXTREME EARLY FRACTIONS AND MEDIOCRE FINAL FRACTIONS OF LONGSHOT WINNERS

Final Fraction Figures Relative to Final Time

51.32 F-P-S translated into time is, in tenths, a 25:72 (25:3) 3rd Fraction. At Santa Anita this is slower than average. 52.38 F-P-S is 25.35 (25.2). A little better but still below the 6 furlong winning 3rd Fraction average at this level. Note the extreme Early 1st Fractions of the 6 Furlong winners: 60.93 = 21:33. 60.81 = 21:35.

It is incumbent upon every handicapper to know the final fraction parameters of winners when winners run early, average or late. Those who wager exotics should have known the basic parameters for Place and show horses as well. It requires very little work and takes at most ten minutes per day.

If you know these parameters, you can merely check result charts each morning and determine the early/late relationships, by distance, to make a preliminary eye-ball track profile. I've been urging this for years. Now you have the tools to compute a precise profile.

It's no longer a matter of Early - Late - Average. It is now a matter of knowing precisely *how* early, late or closest to average. Pace Launcher 3 provides you with such precision.

If these horses had run against each other, here's what we would see:

BOTTOM LINE -- BETTING LINE

WIN ODDS ONLY

SA 3-30-96

RAW					
BOTTOM LINE	LS	BETTING LINE	ODDS	BOTTOM LINE	BETTING LINE
1 36.20	23.5	EVEN	EVEN	1 36.20	24.0
2 7.20	20.5	EVEN	EVEN	2 7.20	21.5
3 4.80	13.5	3-1	3-1	3 11.20	12.0
4 6.40	11.0	4-1	4-1	4 8.50	7.0
5 11.20	1.0	20-1	20-1	4 8.40	7.0
5 8.5	1.0	20-1	20-1		
5 8.40	1.0	20-1	20-1		
8 5.40	0.0	20-1	20-1		

USING ALL HORSES THE \$36.20
WINNER COMES UP ON TOP

HIDING ALL HORSES NOT BETTER THAN 2-1

The Both/And Graph

Here is a Model/Profile we never had before. Better than Percent Median and far better than the old formula Percent Early. Both/And divides the race in half through the use of Fractals. In so doing we don't merely model Early/Sustained and Average - we can measure precisely how Early or how Late Winner and in-the-money horses ran. The precise HOW is the key to Win and Exotic profits.

Early-Sustained BOTH/AND Difference Graphs

SA 3-27-96

WED. MARCH 27

NAME	L	H	%EARLY	%SUST	
5.60	1	2	56.2		43.8
4.40	1	1	55.9		44.1
4.60	1	2	53.4		46.6
30.20	1	1	57.8		42.2
10.00	1	3	57.9		42.1
6.30	1	2	53.4		46.6
X 5.80	1	2	45.4		54.6
8.4	1	3	48.3		51.7

Early-Sustained BOTH/AND Difference Graphs

SA 3-28-96

THU. MARCH 28

NAME	L	H	%EARLY	%SUST	
3.60	1	1	54.4		45.6
7.00	1	1	52.0		47.2
4.40	1	1	52.7		47.3
25.30	1	3	41.7		58.3
6.0	1	3	53.3		46.7
X 6.4	1	2	46.4		53.6
X 4.00	1	2	43.1		56.9
X 8.20	1	2	48.3		51.7

Early-Sustained BOTH/AND Difference Graphio

SA 3-29-96

FRI. MARCH 29

NAME	L	N	%EARLY	%SUST
3.60	1	2	49.2	58.8
X 4.20	1	1	51.8	48.2
X 8.60	1	1	52.1	47.9
2.40	1	1	53.1	46.9
10.80	1	2	56.1	43.9
6.80	1	2	54.8	45.2

Early-Sustained BOTH/AND Difference Graphio

3-30-96

SAT. MARCH 30

NAME	L	N	%EARLY	%SUST
X 11.30	1	1	44.7	55.3
X 7.20	1	2	51.1	48.9
5.40	1	3	47.7	52.3
X 4.80	1	3	47.3	52.7
8.5	1	1	52.9	47.1
X 36.20	1	1	51.1	48.9
6.40	1	3	51.8	49.2
8.40	1	3	43.9	56.1

Early-Sustained BOTH/AND Difference Graphio

SA 3-31-96

SUN, MARCH 31

TURF

NAME	L	N	%EARLY	%SUST
X 5.80	1	3	48.1	51.9
11.80	1	2	57.8 X	42.2
6.20	1	1	52.3	47.7
X 2.60	1	1	48.9	51.1
X 3.80	1	1	48.3	51.7
X 5.40	1	1	47.8	52.2
23.60	1	1	57.1 X	42.9

Since we originated the Model/Profile concept 14 years ago, the market has been flooded with commercial programs designating Early, Early Presser, Presser, Sustained, and Late. However, the secret of Model/Profiling success is in determining *precisely how Early or how Late* ("Precisely" cannot be measured by the old Percent Early or Percent Median!!).

Note that in a week dominated by apparent Early, the longer priced Early winners had an average Early Percent of 57.34%.

One longshot ran late - \$25.30 @ 41.7% Another ran close to even - \$36.20 @ 51.1%

NOTE: X = Apparent extreme Early horses that actually expended almost as much - or even more - Energy Late. So I repeat, *IT'S NOT JUST EARLY OR LATE - IT'S THE PERCENTAGE PARAMETERS OF EARLY-LATE THAT COUNTS.*

Sixth consecutive day - Wednesday after 2 dark days. The visual ESP still looks very Early.

Santa Anita Charts

Los Angeles Turf Club, Inc. Santa Anita Park, Arcadia, California.
Copyright 1995 by Daily Racing Form, Inc. Reproduction prohibited.
All finishes confirmed by Eclipse Photography, Inc.
Wednesday, April 3, 1996. 72nd Day of a 87-Day Meet.

6637—SECOND RACE. One Mile. Purse \$12,000. 4-year-olds and up. Claiming price \$10,000.

Index	Horse and Jockey	Wt.	PP	ST	¼	½	¾	Str.	Fin.	To \$1
6572	Hot Number, M Pedroza	116	1	1	3½	3½	3½	2½	14½	1.90
6586	Greenandbold, F Valenzuela	116	3	2	23½	24½	21½	21½	25	7.60
6558	Runaway Bay, D Flores	116	2	3	1½	1hd	1hd	3½	31¼	12.70
6530	Fire Top (GB), O Vargas	116	6	6	4hd	42	51	52	4hd	26.20
6572	Welcome Day (Fr), R Douglas	116	5	5	8	5hd	42	42½	55½	2.00
8101	El Travieso, L Pincay Jr	117	4	4	52	6	6	6	6	2.40

- Scratched — Pun's Pretense
1—HOT NUMBER 5.80 3.00 2.60
3—GREENANDBOLD 5.00 4.00
2—RUNAWAY BAY 5.40

Off: 1:30 Time: :22.4 :46.2 1:12 1:25 1/5, 1:36 2/5, Track: Cloudy Fast. Winner-ch.h.5 Phone Trick-Payee Tr-Jack Carava Own-Roncelli & Strugar. Mutuel Pool \$194,291. Exacta Pool \$158,788. Daily Double Pool \$104,323. Quinella Pool \$29,522.

\$2 EXACTA (1-3) PAID \$30.80
\$2 DAILY DOUBLE (2/1) PAID \$15.80
\$2 QUINELLA (1-3) PAID \$18.80

6639—FOURTH RACE. 7 Furlongs. Purse \$19,000. Maiden Claiming. Fillies, 3-year-olds, bred in California. Claiming price \$32,000-28,000.

Index	Horse and Jockey	Wt.	PP	ST	¼	½	¾	Str.	Fin.	To \$1
6520	A-Eastern Edition, A Solis	117	7	9	8½	62½	-	21½	1nk	1.10
6512	Reserve Seats, G Stevens	117	9	2	21	1hd	-	13	25½	4.60
6553	Queen Of Smooth, J Scott	117	1	4	52½	51	-	4hd	32½	47.60
6577	B J Ballet, E Delahoussaye	117	2	10	31½	3½	-	3hd	41¼	1.80
6582	A-Far Out Boo, R Douglas	117	10	3	4½	41	-	55	54½	1.10
6553	Let Love Ruhl, B Blanc	110	4	7	9hd	9hd	-	72	65½	8.80
6512	Debonair Grace, C Black	116	5	5	81½	7hd	-	6hd	75	44.20
6473	Magic Midnight, O Vargas	115	6	8	10	10	-	10	84	183.10
6456	Tap Dancing Susan, F Martinez	115	3	1	11	21½	-	81½	91½	26.60
6582	Most Wanted Rush, R Sandoval	110	8	6	71½	81½	-	9hd	10	173.60

- Scratched — Victorious Rene's
1—EASTERN EDITION 4.20 2.60 2.20
9—RESERVE SEATS 4.20 3.60
3—QUEEN OF SMOOTH 5.80

Off: 2:32 Time: :23.1 :46.4 1:12 1:25 Track: Cloudy Fast. Winner-b.f.3 Far Out East-Chemise de Nut Tr-Ian PD Jory Own-Thomas, R Capehart. Mutuel Pool \$350,796.40. Exacta Pool \$329,558. Quinella Pool \$52,380. Pick Three Pool \$65,413.

\$2 EXACTA (1-9) PAID \$30.80
\$2 QUINELLA (1-9) PAID \$12.20
\$3 PICK THREE (1,7/3/1) PAID \$27.90

6640—FIFTH RACE. 6 Furlongs. Purse \$11,000. 4-year-olds and up. Claiming price \$10,000.

Index	Horse and Jockey	Wt.	PP	ST	¼	½	¾	Str.	Fin.	To \$1
5086	Twicetonight, O Berio	118	3	2	1hd	1½	-	11½	1hd	10.70
6708	Cardinal Peak, F Valenzuela	118	7	6	5hd	53	-	3½	2½	3.90
6554	Something To Run, M Pedroza	115	11	4	43	41½	-	2½	32¼	2.00
6631	Chief Capote, R Douglas	118	6	3	3hd	3hd	-	41	4½	5.80
6268	Sincerific, F Martinez	116	4	7	11	71	-	82	54	21.80
5222	Ginger Man, P Atkinson	118	8	10	9½	84	-	82	81¼	28.50
5086	Dry Gulch, V Navarro	116	1	8	72	81½	-	71½	7½	30.80
6631	Lord Byron, K Desormeaux	116	9	1	22	21	-	52	8nk	6.50
6480	Please Pause Paul, L Pincay Jr	117	5	5	8hd	11	-	93	93½	5.30
4898	Lakota Blue, D Sorenson	116	10	9	102½	101	-	101½	103	374.90
6631	Jacob P, C Davenport	116	2	11	8hd	91½	-	11	11	129.00

- Scratched — Fordancing Pleasure, Harlan's Agency, Ocean Native
3—TWICETONIGHT 23.40 10.00 5.40
7—CARDINAL PEAK 5.20 3.40
11—SOMETHING TO RUN 2.80

Time: :21.4 :44.4 :57.1 1:10 1/5, Track: Cloudy Fast.
\$2 EXACTA (3-7) PAID \$111.00
\$2 TRIPECTA (3-7-11) PAID \$306.80
\$2 QUINELLA (3-7) PAID \$48.80
\$3 PICK THREE (3/1/3) PAID \$128.40

6642—SEVENTH RACE. 6 Furlongs. Purse \$55,000. Classified Allowance. 4-year-olds and up.

Index	Horse and Jockey	Wt.	PP	ST	¼	½	¾	Str.	Fin.	To \$1
2370	Criollo (Arg), C McCarron	116	2	4	41	2hd	-	2½	11½	5.00
6483	Cominalltthot, E Delahoussaye	116	4	3	3½	31	-	31	21¼	1.80
6463	The Exeter Man, Desormeaux	121	5	2	5	5	-	43	31¼	1.90
6463	Gundaghia, M Pedroza	118	1	1	11½	-	-	11½	47	11.00
3471	Irgun, G Stevens	116	3	5	2hd	41	-	5	5	3.20

- No Scratches.
2—CRIOLLITO 12.00 4.60 2.40
4—COMINALLTTHOT 3.20 2.20
5—THE EXETER MAN 2.10

Off: 4:00 Time: :22 :44.4 :56.3 1:09 Track: Cloudy Fast. Winner-ch.h.5 Candy Stripes-Greek Filly Tr-Bob Baffert Own-Robert B & Beverly, J Lewis. Mutuel Pool \$341,926.10. Exacta Pool \$290,613. Quinella Pool \$40,967. Pick Three Pool \$66,090.

\$2 EXACTA (2-4) PAID \$36.00
\$2 QUINELLA (2-4) PAID \$18.80
\$3 PICK THREE (3/1/2) PAID \$299.7

6643—EIGHTH RACE. 1½ Miles Turf. Purse \$75,000-added. "Providencia Stakes." Fillies, 3-year-olds.

Index	Horse and Jockey	Wt.	PP	ST	¼	½	¾	Str.	Fin.	To \$1
6500	Gastronomical, K Desormeaux	116	3	1	11½	11	1hd	12	13½	1.50
6600	Wish You, R Douglas	114	1	3	5hd	52½	4½	31½	22¼	13.10
6481	Staffin (GB), G Stevens	114	2	2	3hd	31	3½	2hd	3nk	1.60
6481	Woodyoubelieveit, M Garcia	114	5	6	6	6	6	42	48½	49.70
6514	Our Golden Promise, A Solis	114	6	4	21½	21½	21	58	512	21.00
6500	Lamah, L Pincay Jr	117	4	5	41½	4½	51½	6	6	2.50

- Scratched — Prize Possession, Saratoga Flower, Taxable Deduction.
5—GASTRONOMICAL 5.00 3.20 2.20
2—WISH YOU 6.80 3.00
4—STAFFIN 2.40

Off: 4:31 Time: :23.2 :47.4 1:12 2/5, 1:37 4/5, 1:50 2/5, Track: Cloudy Firm. Winner-dbb.f.3 Sunshine Forever-Espir d'Escalier Tr-Gary Jones Own-G Arthur Seelbinder. Mutuel Pool \$278,134.80. Exacta Pool \$193,972. Quinella Pool \$29,450. Triecta Pool \$149,896. Pick Three Pool \$77,830.

\$2 EXACTA (5-2) PAID \$37.40
\$2 QUINELLA (2-5) PAID \$25.00
\$3 PICK THREE (1/2/1,5,8) PAID \$86.10
\$2 TRIPECTA (5-2-4) PAID \$100.20

PACELINE DATA

SA 4-3-96

#	NAME	L	DIST	S	1stC	2ndC	3rdC	FnlC	BL1	BL2	BLS	BLF	SR	TV	ADJ	N
1	5.80	1	8.0	D	22.4	46.2	112.0	138.2	4.60	1.60	0.00	0.00	77	0	0.0	3
2	4.20	1	7.0	D	23.1	46.4	112.1	125.0	7.50	5.00	3.00	0.00	78	0	0.0	3
3	23.40	1	6.0	D	21.4	44.4	57.1	110.1	0.00	0.00	0.00	0.00	88	0	0.0	1
4	12.00	1	6.0	D	22.0	44.4	56.3	109.0	1.60	1.50	1.50	0.00	94	0	0.0	3
5	5.00	1	9.0	T	47.4	112.2	137.4	150.2	0.00	0.00	0.00	0.00	79	0	0.0	1

ATM ADJUSTMENTS. NEED TO LEAD AND TANDEM RACES

SA 4-3-96

NAME	L	DIST	S	AVE DTV	TV	TV ADJ	T&S	MAN	NET ATM	NTL	TAN
5.80	1	8.0	D	17	0	-8.0		8.0	0.0	3	
4.20	1	7.0	D	17	0	-8.0		8.0	0.0	3	
23.40	1	6.0	D	17	0	-8.0		8.0	0.0	1	
12.00	1	6.0	D	17	0	-8.0		8.0	0.0	3	
5.00	1	9.0	T	17	0	-8.0		8.0	0.0	1	

SA 04- -1996 RACE TEST
Face Launcher Late/Early Difference Graphic

NAME	L	N	RAW	LATE	EARLY	ADJUSTED	LATE	EARLY
5.80	1	3	-1.2			-1.2		
4.20	1	3	-8.0			-8.0		
23.40	1	1	13.0			13.0		
12.00	1	3	4.0			4.0		
5.00	1	1	-8.0			-8.0		

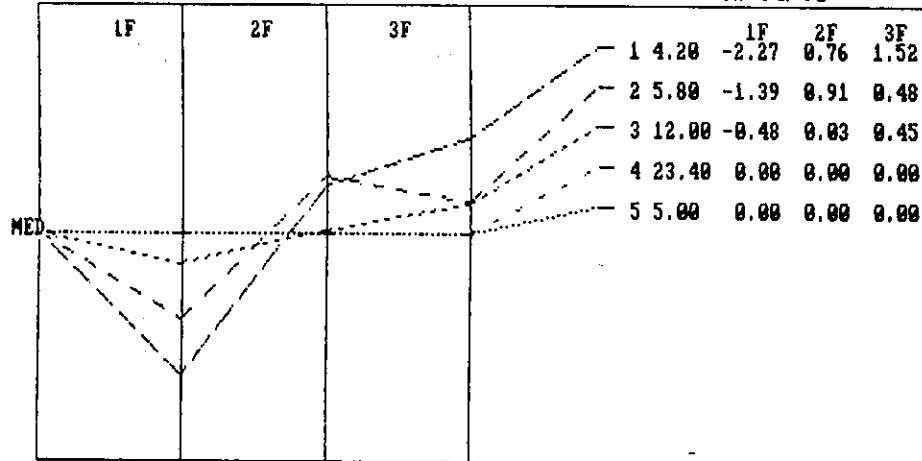
Early-Sustained BOTH/AND Difference Graphic

SA 4-3-96

NAME	L	N	%EARLY	%SUST
5.80	1	3	49.3	50.7
4.20	1	3	45.3	54.7
23.40	1	1	57.2 x	42.8
12.00	1	3	52.2 x	47.8
5.00	1	1	45.4	54.6

POR/POH CHAOS FRACTIONAL VECTORS

SA 4-3-96



PACE GRAPH

Pace of Winning Horse in Tenths

Pace Match Up Graphic -- RAW

SA 4-3-96

		N T		IC R		SC R		FT R	
5.80	3			47.06- 3		112.35- 4		138.40- 5	
(1)									
4.20	3			23.74- 4		47.52- 3		125.00- 3	
(2)									
23.40	1			21.80- 1		44.80- 1		110.20- 2	
(3)									
12.00	3			22.11- 2		45.00- 2		109.00- 1	
(4)									
5.00	1			47.80- 5		112.40- 4		150.40- 4	
(5)									

GORDON PINE PARS FOR THE 5 RACES SHOWN: PACE OF RACE
IN FIFTHS

#	CLASS	PAR 1C	PAR 2C	PAR FINAL	ACTUAL 1C	2C	FINAL	F/S
1	4YOUP 10M CL	46:4	111:2	137:2	46:2	1:12	138:2	S
2	MD CL 32M	22:3	45:4	123:3	23:1	48:4	125:0	S
3	4YOUP 10M CL	21:4	45:1	110:2	21:4	46:4	110:1	F
4	4YOUP CLF	21:3	44:0	108:2	22:0	44:4	109:0	S
5	STAKES TRF. NG	47:3	111:3	147:4	47:4	112:2	150:2	S

Final time four slows, one fast. None of the internal fractions accurate, except first call in Race #3. Par gaps: All slow in 2nd Fraction, yet three fast in final fraction. This is NOT to denigrate Gordon Pine's efforts in any way. We chose his charts because they are the best commercial seller.

The above figures are an indictment of Pars in general. For openers, they're always at least a year late when published. But more important, if you adjust fractions according to anyone's par times, you'll distort the race and hence the effectiveness of any of our computer programs that are pre-programmed with par gaps. In pace handicapping the gaps are most important.

In his book, *How to Profit from Pars*, quoting Dick Mitchell, Pine tells us that the Final Fraction is "least predictive". He goes on to state "the most predictive fraction is the second fraction." His group calls it "ability time" (Wm. Scott, take note). So, let's compare his 2nd fraction (turn time) pars with the actual 2nd fraction times of the above races. I'll do it in 5ths as he does his pars.

	G.P. PAR		GAPS		TRUE GAPS			
	2F	3F	2F	3F	DIFF. FROM 2F	PAR	3F	DIFF.
1	24:3	26:1	25:3	S- 5 5ths	26:2	S-1	5th	
2	23:1	37:4	25:3	S-12 5ths	36:1	F 13	5ths	
3	23:2	25:1	24:0	S- 3 5ths	24:1	F 5	5ths	
4	22:2	24:2	22:4	S- 2 5ths	23:1	F 6	5ths	
5	24:0	36:1	24:3	S- 3 5th	38:0	S 14	5ths	

Quad-Rater was alive and well also during this period -

6658—FIFTH RACE. One Mile. Purse \$16,000. Claiming. 4-year-olds. Claiming Price: \$12,500-10,500.

Index	Horse and Jockey	Wt.	PP	St	¼	½	¾	Str.	Fin.	To \$1
8530	Namiqua, Pincay Jr	117	4	9	9th	10	95	7th	1th	17.10
8587	Kingsley, Black	118	6	5	4 ¹	2nd	32	2th	2nd	5.60
8530	System, Valencuela	118	10	10	10	8 ¹ / ₂	72	4th	31	11.50
8379	Where's Lester, Pedrosa	115	9	1	11	1th	1th	1 ¹	4th	2.80
8530	Desert Leader, Vergara	115	3	7	2th	32th	2th	32th	5 ¹ / ₄	6.90
8587	Chocolatey, Toscano	117	7	2	73	7th	8th	8 ¹ / ₂	8th	5.80
8587	Domestique/Author, Ventura	110	5	3	5 ¹ / ₂	42	51	5th	72th	65.60
8518	Rough Stuff, Blanc	109	8	6	82	93	8th	912	83	10.70
8587	Simply A King, Garcia	115	2	8	82th	5th	4 ¹ / ₂	81	923	3.10
8530	Individual Order, Barrio	118	1	4	3rd	8 ¹ / ₂	10	10	10	38.70

Scratched — Driving Tizzy, Road Less Traveled.
 Claimed — Simply A King, Jerry Hollendorfer-Sama, Where's Lester-E Edward & Paul Delaplane-Fidel P Cardiel.
 4—NAMIGUQA 36.30 18.00 8.00
 6—KINGSLY 7.30 4.40
 10—SYSTEM 8.00

OH: 3:01 Time: :23 :46.2 1:11 2/5, 1:24 1/5, 1:37 3/5, Track: Clear & Fast

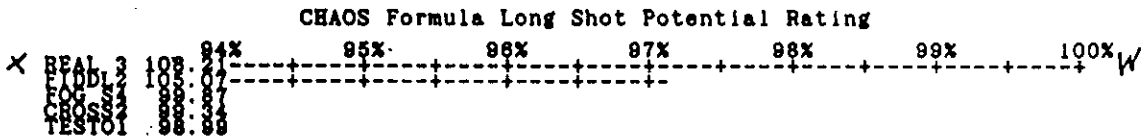
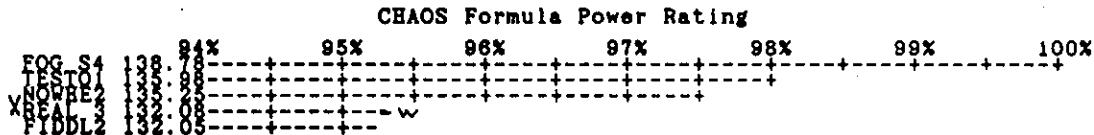
\$2 EXACTA (4-6) PAID \$231.80
 \$2 TRIPECTA (4-6-10) PAID \$2,963.20
 \$2 QUINELLA (4-6) PAID \$83.40

SAX 04-05-1996 RACE 5 DIST 8 SURF D PURSE \$15,000
 QUAD - RATER C R A O S MATCH UP -- AUTO-S

EP	R	FINISH	R
DREAM RACE	4	-0.47	4
INDIV	7	0.00	1
SIMPL	2	-0.26	6
DESER	6	-0.40	2
WNAMIQ	5	-0.26	7
PKINGS	3	-0.43	3
CHOCO	1	-0.60	5
WHERE	8		

NOTE, AS I'VE MENTIONED SEVERAL TIMES BEFORE, THE NUMBER ONE EP HORSE PLACES

AQI 03-06-1988 RACE 9 DIST 6 SURF D
 CHAOS FORMULA AND LONGSHOT RATINGS



NINTH RACE

6 FURLONGS. (Inner 80-1)(LSP) CLAIMING. Purse \$8,000. 4-year-olds and upward. Weight, 122 lbs. Non-winners of two races February 1, allowed 2 lbs. A race since then, 5 lbs. A race since January 21, 8 lbs. Claiming price \$14,000. (Races where entered for \$7,000 or less not considered.)

MARCH 6, 1988
 Value of Race \$8,000 Winner \$8,700; second \$1,800; third \$1,000; fourth \$670; 7th \$285. Mutual Pool \$198,382.00 Exacta Pool \$214,756.00 Triexacta Pool \$248,367.00

Last Race	Horse	M/E/L/A	Wt	PP	St	¼	½	¾	Str	Fin	Jockey	Clg Pr	Odds \$1
25Feb86 1Aqu7	Real Cielo	Lbf	7	114	5	7	8th	52	21	1th	Lovato F Jr	10000	14.10
25Feb86 1Aqu1	Cross Ice Pass	Lbf	5	114	1	8	42	4	11	29	Otero W P5	10000	3.25
25Feb86 1Aqu8	Roscoe Turner	Lb	5	117	3	3	21	32	32	32	Madrid A Jr	10000	3.25
25Feb86 1Aqu2	Fiddler		4	108	2	5	51	64	512	44	Trejo J5	10000	6.90
14Feb86 7GS7	Fog Storm	Lbf	5	114	6	2	32	21	4	518	Alvarado R Jr	10000	5.10
19Feb86 5Aqu11	Barry's Man	Lb	6	114	7	6	7th	8	61	62	Rocco J	10000	22.80
24Feb86 5Aqu7	Tough Jake	Lb	4	114	4	4	8	71	7	7	Santagata N	10000	19.20
19Feb86 5Aqu8	Nowhere Man	Lbf	7	114	8	1	12	12	—	—	Pezua J M	10000	2.70

OFF AT 4:00 Start Good. Won driving. Time: :23 :47 :59 1:127 Track sloppy.

\$2 Mutuel Prices: 9—REAL CIELO 30.20 10.60 5.90
 2—CROSS ICE PASS 4.70 3.30 3.20
 5—ROSCOE TURNER 3.20
 \$2 EXACTA 9-2 PAID \$128.00 \$2 TRIPECTA 9-2-5 PAID \$757.00

IMPORTANT REMINDER:
 This race was won on AQU's inner track, making Auto-S the better adjustment at this point in time.

Hollywood Park Profile - 1st 3 Days - Sprints Only

PACELINE DATA

HOL 4-

D

#	NAME	L	DIST	S	1stC	2ndC	3rdC	FnlC	BL1	BL2	BLS	BLF	SR	TV	ADJ	N
1	4.80	1	8.0	D	22.2	45.4	57.3	110.1	1.10	0.10	0.00	0.00	89	0	0.0	2
2	17.00	1	8.5	D	21.3	44.2	109.3	116.1	0.00	0.00	0.00	0.00	91	0	0.0	1
3	8.00	1	8.0	D	21.3	44.2	58.2	109.2	0.50	0.20	0.10	0.00	93	0	0.0	2
4	12.80	1	8.0	D	21.4	45.3	58.1	111.2	0.20	0.50	0.00	0.00	83	0	0.0	2
5	4.80	1	8.5	D	21.2	44.0	108.4	115.4	3.00	1.00	0.00	0.00	93	0	0.0	2
6	5.60	1	7.0	D	22.0	44.3	108.4	121.1	0.50	0.00	0.00	0.00	99	0	0.0	2
7	6.40	1	7.0	D	22.0	44.3	109.0	121.2	2.50	2.50	0.50	0.00	98	0	0.0	3
8	6.20	1	8.5	D	22.4	45.3	110.4	117.2	1.00	1.50	0.50	0.00	85	0	0.0	2
9	DH1	1	8.0	D	21.1	44.0	55.3	108.1	2.60	1.10	2.00	0.00	99	0	0.0	3
10	DH2	1	6.0	D	21.1	44.0	55.3	108.1	0.00	0.00	0.00	0.00	99	0	0.0	1
11	6.80	1	8.5	D	21.4	44.3	109.3	116.1	1.60	1.70	0.00	0.00	91	0	0.0	3
12	DH2A	1	8.0	D	22.0	45.1	57.4	110.4	0.10	0.00	0.00	0.00	86	0	0.0	1
13	DH2B	1	8.0	D	22.0	45.1	57.4	110.4	3.00	2.00	1.00	0.00	86	0	0.0	3
14	14.40	1	8.5	D	21.2	44.1	109.2	116.1	1.00	0.50	0.00	0.00	91	0	0.0	2

ENERGY GENERATOR -- RAW

HOL 4-

D

#	NAME	L	N	T	Total	R	DEF	Hid	R	Fx	R	XMed	Lex	3rd	R	ESP
1	4.80	1	2		189.43-10		5.27	85.34-	2	88.60-	4	88.06	32.78	31.94-	1	S/P
2	17.00	1	1		170.57-8		4.13	64.17-	11	88.06-	10	89.77	32.09	30.23-	12	EAR
3	8.00	1	2		171.80-5		2.90	64.48-	7	88.27-	8	89.25	32.30	30.75-	8	E/P
4	12.80	1	2		187.17-14		7.53	63.80-	13	88.85-	2	89.35	32.26	30.65-	10	E/P
5	4.80	1	2		171.80-8		3.10	64.38-	9	85.76-	13	89.88	32.08	30.14-	13	EAR
6	5.60	1	2		173.50-3		1.20	65.15-	4	86.28-	5	88.56	32.58	31.44-	3	E/P
7	6.40	1	3		173.01-4		1.89	65.27-	3	88.24-	7	88.49	32.80	31.51-	2	PRE
8	6.20	1	2		187.32-13		7.38	65.50-	1	85.45-	14	89.04	32.38	30.96-	6	E/P
9	DH1	1	3		174.66-2		0.04	64.63-	6	88.70-	3	88.67	32.53	31.33-	4	E/P
10	DH2	1	1		174.70-1			64.36-	10	88.86-	1	88.78	32.49	31.22-	5	E/P
11	6.80	1	3		170.37-9		4.33	64.63-	6	88.03-	12	89.34	32.28	30.86-	9	E/P
12	DH2A	1	1		168.46-11		6.24	64.39-	8	86.21-	8	89.39	32.24	30.81-	11	E/P
13	DH2B	1	3		188.40-12		6.30	64.69-	5	86.11-	9	89.20	32.32	30.80-	7	E/P
14	14.40	1	2		170.72-7		3.98	63.98-	12	86.04-	11	89.89	32.01	30.01-	14	EAR

HI/LO Difference = 7.53 Average = 170.84

FPS AND ENERGY -- RAW

HOL 4-

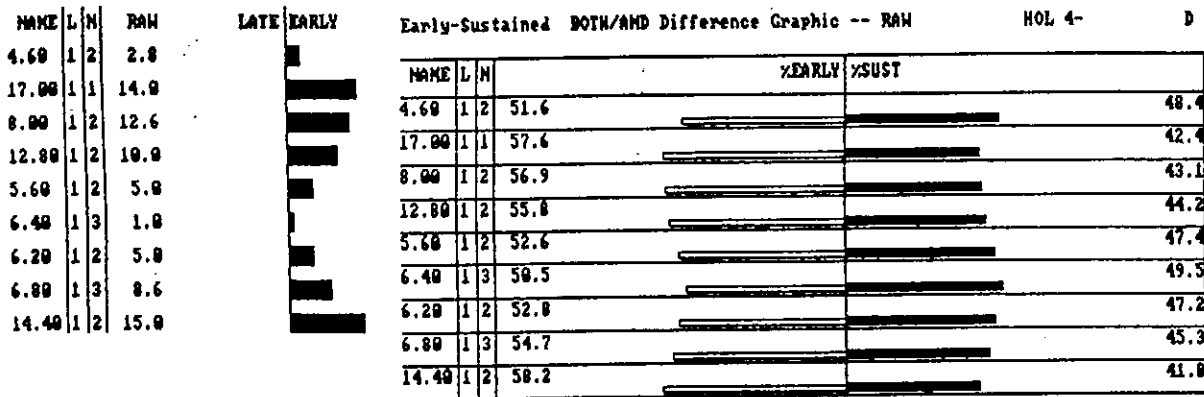
D

NAME	L	N	T	TOT	R	DEF	F1	F2	F3	SC	F1	F2	F3	MED-E
4.80	1	2		189.43-10		5.27	58.73	56.58	54.11	57.62	34.68	33.40	31.94	68.06
17.00	1	1		170.57-8		4.13	61.11	57.89	51.58	59.46	35.83	33.94	30.23	69.77
8.00	1	2		171.80-5		2.90	61.02	57.95	52.83	59.42	35.52	33.73	30.75	69.25
12.80	1	2		187.17-14		7.53	60.51	55.41	51.24	57.81	36.20	33.15	30.65	69.35
4.80	1	2		171.80-6		3.10	61.12	58.76	51.72	59.82	35.82	34.24	30.14	69.86
5.60	1	2		173.50-3		1.20	60.48	58.50	54.55	59.46	34.85	33.72	31.44	68.56
6.40	1	3		173.01-4		1.89	60.09	58.41	54.51	59.01	34.73	33.76	31.51	68.49
6.20	1	2		187.32-13		7.38	57.72	57.81	51.80	57.63	34.50	34.55	30.96	69.04
DH1	1	3		174.66-2		0.04	61.77	58.16	54.73	59.80	35.37	33.30	31.33	68.67
DH2	1	1		174.70-1			62.28	57.89	54.55	60.00	35.64	33.14	31.22	68.78
6.80	1	3		170.37-9		4.33	60.26	57.88	52.24	58.89	35.37	33.97	30.68	69.34
DH2A	1	1		168.46-11		6.24	59.88	58.91	51.56	58.41	35.81	33.79	30.81	69.39
DH2B	1	3		188.40-12		6.30	59.45	57.07	51.87	58.05	35.31	33.89	30.80	69.20
14.40	1	2		170.72-7		3.98	61.50	57.98	51.24	58.64	36.02	33.96	30.01	69.99

HI/LO Difference = 7.53 Average = 170.84

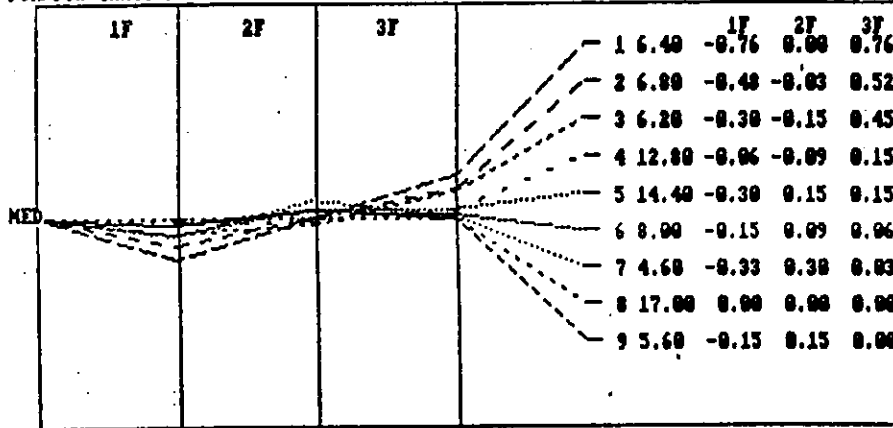
NOTE THE FASTER EARLY FRACTIONS AND SLOWER 3rd FRACTIONS & ENERGY, ESPECIALLY WITH THE HIGHER PRICED HORSES. AT THIS POINT IN TIME HOLLYWOOD REQUIRES LESS LATE ENERGY THAN DID SANTA ANITA.

HOL 04- 1996 PACER SURF D TEST
 Pace Launcher Late/Early Difference Graphic



POR/POH CHAOS FRACTIONAL VECTORS

HOL 4- D



* 14 SPRINTS ALL CLUSTERING TOWARD THE MED. WILL IT LAST?

AGAIN, APOLOGIES TO THOSE NOT LIVING IN SOUTHERN CALIFORNIA. BUT PLEASE REMEMBER, THE PROCESS WORKS THE SAME EVERYWHERE. ASK MATT NOREEN OF NEW JERSEY WAGERING AT EAST COAST TRACKS.

* PACE LAUNCHER GRAPHS WILL ONLY TAKE 9 HORSES.

**YES! Pace Launcher Does Handicap Mile and 1/4 Races...
and copies them to Thoromation**

PACELINE DATA

SAX 4-13-96 3 10 T

#	NAME	L	DIST	S	1stC	2ndC	3rdC	FnlC	BL1	BL2	BLS	BLF	SR	TV	ADJ	N
1	SHANN	2	10.0	T	48.3	112.3	135.3	203.2	5.75	5.75	11.00	19.00	54	23	2.5	
2	COMPL	3	10.0	T	48.4	114.3	137.3	200.3	3.50	3.50	4.00	7.00	80	14	-1.0	
3	CORDO	1	10.0	T	48.2	113.4	136.4	204.1	0.00	0.00	0.00	0.00	89	16	0.0	
4	BEAU	1	10.0	T	49.2	114.4	137.4	205.2	8.50	4.00	3.00	2.50	60	21	1.5	
5	DRESS	1	10.0	T	49.2	114.4	137.4	205.2	0.00	0.00	0.50	0.13	63	21	1.5	

PACE LAUNCHER III CHAOS FORMULA COMPOSITE -- ADJUSTED

SAX 4-13-96 3 10 T

94 EPR 100				94 LPR 100			
SHANN	2	+	+	BEAU	1	+	+
CORDO	1	+	+	DRESS	1	+	+
DRESS	1	+	+	CORDO	1	+	+
BEAU	1	+	+	COMPL	3	+	+
COMPL	3	+	+	SHANN	2	+	+

USE 3 YEAR BEST AND RACE DIST. AS 1.60

EQUALIZING DISTANCE....
USING ALL BUT ONE
HOPELESSLY BAD HORSE.
ONLY ONE LINE MORE THAN
2 BACK: SHOW HORSE

94 CPR 100			
CORDO	1	+	+
DRESS	1	+	+
BEAU	1	+	+
SHANN	2	+	+
COMPL	3	+	+

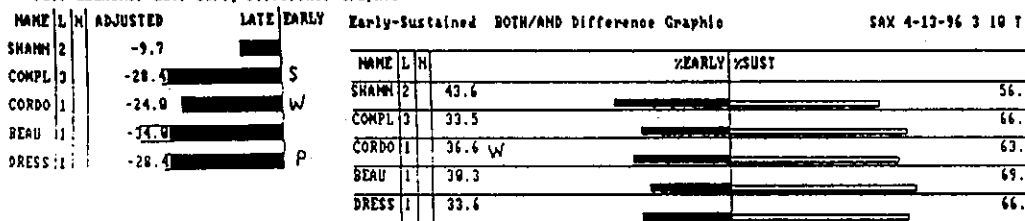
94 TT (HIDDEN FRACTION) 100			
SHANN	2	+	+
BEAU	1	+	+
DRESS	1	+	+
CORDO	1	+	+
COMPL	3	+	+

3 YR. BEST AND PACELINES.
FIGURE FINAL TIME IN 10 FUR.
RACES IN MINUTES + SECONDS.
EXAMPLE 2:02 = 1.62

94 FACTOR X 100			
COMPL	3	+	+
CORDO	1	+	+
DRESS	1	+	+
BEAU	1	+	+
SHANN	2	+	+

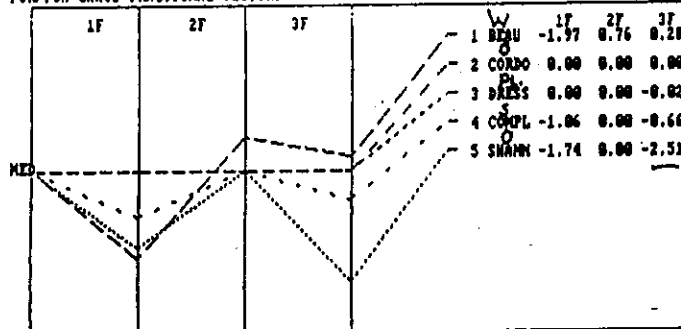
94 HIDDEN 100				94 FACTOR W 100			
CORDO	1	+	+	CORDO	1	+	+
DRESS	1	+	+	DRESS	1	+	+
BEAU	1	+	+	BEAU	1	+	+
COMPL	3	+	+	COMPL	3	+	+
SHANN	2	+	+	SHANN	2	+	+

SAX 04-13-1996 RACE 3 DIST 10 SURF T 5800 4
Pace Launcher Late/Early Difference Graphic



POR/POR CHAOS FRACTIONAL VECTORS

SAX 4-13-96 3 10 T



Vaughn Youtz –

CREATING A TRACK PROFILE USING THE EARLY SUSTAINED BOTH/AND GRAPH

Many clients have access to the Both/And Graph in either the handout Both/And model/profile program or the S key in Pace Launcher. Keeping a track profile and interpreting the readouts will be the primary decision of this article.

The first piece of business is to create a track profile using the Both/And Graph. I keep a profile using the last 10 races at each distance and surface at my track, currently Santa Anita. The reason to use 10 races is twofold. First, you get a good idea on the difference between early and sustained it takes to win in either an early or late match up scenario. Second, it points out whether the values of early or sustained from the Both/And Graph might be increasing or decreasing, pointing to horses that have higher values early or sustained as possible winners. Using a database program, I input the following: Date and race; class level (High, Medium or Low) and sex; the raw % Early; the raw % Sustained; %MED; the time for the final fraction, adjusted and the track condition.

Using the daily results charts, input the winners times and beaten lengths in the Both/And Graph program (or Pace Launcher) to generate the graph. A trick is to use one date for all distances and surfaces and scratch races when the API file becomes too large. For example, I use 1/1/96 and when I approach my tenth race in the file, I'll scratch out two or more races to make room for more input lines. Also don't use any maiden claiming races and use judgment to eliminate aberrant maiden special weight races and poor 3 year old and low class level races. Here's a sample of what my current profile looks like for 6.5 furlongs.

6.5F

D/R	CS	%E	%S	%MED	3rdF	TK
3/29-5	L	55.8	44.2	69.34	31.4	F
4/4-7	L	54.4	45.6	68.98	31.2	F
4/5-3	HF	53.8	46.2	68.89	30.4	F
4/5-8	H	50.5	49.5	67.89	30.0	F
4/7-1	M	51.1	48.9	68.27	30.4	F
4/7-4	MF	47.8	52.2	68.20	30.3	F
4/12-8	M	52.6	47.4	68.42	30.1	F
4/13-5	M	53.8	46.2	68.83	31.0	F
4/13-8	H	52.5	47.4	68.58	31.0	F
4/14-4	M	49.5	50.5	68.10	29.4	F

Let's analyze what we see here. Generally, the current Both/And profile suggests 6.5F at Santa Anita runs early. In early match up scenarios, we can expect the winner to come from the 54 to 52% range early. In sustained match ups, the winner should come from the 51 to 48% range early. The 55.8% early on 3/29 could be considered too early now given the separation of days. Hold little value in this figure unless newer races suggest a trend back to this number.

Now, let's do a race. It's the 5th on April 17th at Santa Anita, a 12.5C at a 5.5F for four and up. My contenders and their % Early and % Sustained for selected pacelines are:

Miraquet	57.7	42.3
Winged Foot	50.3	49.7
Something To Run	55.9	44.1
Megawing	56.8	43.2
Cardinal Peak	54.0	46.0
Giant Asset	59.4	40.6

Thoromation indicated a sustained match up in this race, here's the current profile:

5.5F

D/R	CS	%E	%S	%MED	3rdF	TK
3/1-7	MF	51.1	48.9	68.52	18.1	F
3/8-4	MF	51.9	48.1	68.88	18.1	F
3/17-1	L	54.8	45.2	68.83	18.4	F
4/10-5	LF	52.1	47.9	68.71	18.4	F
4/14-5	M	57.6	42.4	69.19	18.3	F
4/17-5	L	53.2	46.8	68.69	18.3	F

In the few races preceding the 17th, sustained match ups were running at about the 51 to 52% range. The one figure that jumps out of this matrix is the 57.6% early figure on 4/14. This figure comes from an early match up and, again, should be viewed with skepticism until a new race suggests a move back to this figure.

In this race, Miraquet (57.7% early) and Giant Asset (59.4% early) are eliminations using my interpretation of the current profile. Megawing (56.8% early) and Something To Run (55.9% early) are too early in this match up scenario and become counter energy types. Cardinal Peak's 54.0% early and Winged Foot's 50.3% early are clearly the sustained types in this race. Winged Foot's figure is a little low off the pace line used, but, with such a limited sample, I willing to accept this gelding as a major contender in here.

After running these four through Thoromation, which likes Cardinal Peak, Something To run and Winged Foot, with Winged Foot #1 sustained and Cardinal Peak #2 sustained, the wagering is straightforward. Win bets on Cardinal Peak (3-1) and Winged Foot (6-1) and those two in an exacta box with Something To Run, the counter-energy choice. The results, Winged Foot won for fun and paid \$14.20. Something To Run completed the exacta at \$55.20.

One last item, for those who take their computers to the track or race book, during the downtime between races, update your Both/And Graph profile using the times off the tote and your eye to estimate beaten lengths. On occasion a pronounced swing either early or sustained will be identifiable and lead to a profitable day.

DOC COMMENTS:

VAUGHN KNOWS THIS BUT HE DIDN'T MAKE IT ABSOLUTELY CLEAR: HIS PROCEDURE OF PUTTING ALL TEN LINES THROUGH THE BOTH/AND PROCESS MUST BE DONE BY DISTANCE AND SURFACE. DON'T MIX SPRINTS WITH ROUTES, DIRT WITH TURF. AND, PLEASE DON'T EVER MIX TRACKS. HORSE'S WILL EXERT THEIR ENERGY DIFFERENTLY ACCORDING TO TRACK SURFACE. IF YOU DECIDE TO USE THIS PROCEDURE, I STRONGLY SUGGEST THAT YOU CONFINE YOUR EARLY/LATE, BOTH/AND RESEARCH TO RACES IN WHICH THE HORSE RAN WELL! OTHERWISE YOU'LL GET A DISTORTED PICTURE.

Vaughn Youtz

5

Santa Anita Park

5 1/2 Furlongs (1:014) CLAIMING. Purse \$14,000. 4-year-olds and upward which are non-winners of a race in 1996. Weight, 120 lbs. Claiming price \$12,500, if for \$10,500, allowed 2 lbs. (Maiden or races when entered for \$8,000 or less not considered.)

5 1/2 FURLONGS

Miraquet

Own: McWilliams & Scolamieri & Scuticchio

SILVA J G (36 0 2 3 .00)

\$12,500

B. c. 4

Sire: Banquet Table (Round Table)

Dam: Me Mira (Grenfall)

Br: Matt Butterworth & J. E. Peterson (Cal)

Tr: Scolamieri Sam J (15 0 2 2 .00)

Table with columns: Lifetime Record, 1996, 1995, SA, Turf, Wet, Dist, and dollar amounts.

Table of race results for Miraquet, including dates, times, and track conditions.

Table of race results for Miraquet, including dates, times, and track conditions.

Winged Foot

Own: Butterfield Interest Inc

DELAHOUSAYE E (343 51 48 57 .15)

\$12,500

B. g. 5

Sire: Pass the Tab (Al Matador)

Dam: Miss Lurette (George Lewis)

Br: Villareal Leo Jr (NM)

Tr: Threewitt Noble (18 0 0 2 .00)

Table with columns: Lifetime Record, 1995, 1994, SA, Turf, Wet, Dist, and dollar amounts.

Table of race results for Winged Foot, including dates, times, and track conditions.

Table of race results for Winged Foot, including dates, times, and track conditions.

Jacob P

Own: Sauter Ben

SEGUNDO M A (1 0 0 0 .00)

\$10,500

B. g. 5

Sire: Lockjaw (Raise a Bid)

Dam: Porcine (Empery)

Br: Kenneth M. Brown (Cal)

Tr: Bartell William R (2 0 0 0 .00)

Table with columns: Lifetime Record, 1996, 1995, SA, Turf, Wet, Dist, and dollar amounts.

Table of race results for Jacob P, including dates, times, and track conditions.

Table of race results for Jacob P, including dates, times, and track conditions.

Cois Na Tine (Ire)

Own: Vistas Stables

BLANC B (438 46 51 52 .11)

\$12,500

B. h. 5

Sire: Double Schwartz (Double Form)

Dam: Guess Again (Stradavious)

Br: Shubotham David (Ire)

Tr: Monteleone Frank (14 1 3 2 .04)

Table with columns: Lifetime Record, 1996, 1995, SA, Turf, Wet, Dist, and dollar amounts.

Table of race results for Cois Na Tine (Ire), including dates, times, and track conditions.

Table of race results for Cois Na Tine (Ire), including dates, times, and track conditions.

Cardinal Peak

Own: Chambers Mike

VALENZUELA F H (188 10 24 16 .85)

\$12,500

B. g. 6

Sire: Cure the Blues (Stop the Music)

Dam: Tremor (Tromos)

Br: Pillar Stud Inc (Ky)

Tr: Chambers Mike (22 2 7 0 .09)

Table with columns: Lifetime Record, 1996, 1995, SA, Turf, Wet, Dist, and dollar amounts.

Table of race results for Cardinal Peak, including dates, times, and track conditions.

Table of race results for Cardinal Peak, including dates, times, and track conditions.

WORKOUTS: Apr 12 SA 4f ft :48 1/8 10/36 Mar 27 SA 5f ft :1:01 1/4 H 10/27 Mar 15 SA 5f ft :1:00 3/8 H 16/55 Mar 9 SA 5f ft :59 1/4 H 7/63 Mar 3 SA 4f ft :48 1/8 H 10/57

Something To Run *14/5*
 Own: Alexander Nicholas

PEDROZA M A (346 40 31 43 .12) \$12,500
 3Apr96-55A fst 6f :214 .444 :571 1:101 44 Clm 10000
 21Mar96-55A fst 6f :214 .444 :572 1:094 44 Clm 12500
 6Mar96-35A fst 6f :222 :452 1:10 1:163 44 Clm 16000
 17Feb96-55A fst 6f :214 :443 :564 1:093 44 Clm 25000
 15Jan96-55A fst 6f :22 :443 1:094 1:162 44 Clm c-25000
 Claimed from Mailloux & Sherman & Wanna Win Stbl, Sherman Art Trainer
 26Dec95-68M gd 6f :222 :452 :573 1:101 34 Clm 25000
 24Nov95-76G fst 6f :22 :444 :563 1:091 34 Clm 25000
 22Oct95-25A fst 6f :214 :442 :563 1:092 34 Clm 25000
 7Oct95-25A fst 6f :212 :431 :562 1:093 34 Clm 32000
 4Sep95-20mr fst 6f :213 :442 :564 1:092 34 Clm c-40000
 Claimed from Potter & Travato, Fanning Jerry Trainer

B. p. 5
 Sire: Something Lucky (Somethingfabulous)
 Dam: Miss Kennedy Road (Kennedy Road)
 Br: Old English Rancho & Stonbreaker Mr & Mrs John (Cal)
 Tr: Spawr Bill (150 27 19 24 .18)
 L 120

Lifetime Record: 18 7 4 3 \$128,065					
1996	5	0	2	2	\$12,575
1995	8	4	1	1	\$68,900
SA	8	2	2	2	\$35,225

Lanner *3/1*
 Own: Raimo Dasso

MARTINEZS JR (1 0 0 0 .00) \$10,500
 18Mar95-10Hol fst 6f :214 .444 :57 1:094 34 Clm 8000
 3Mar95-55A fst 6f :212 .443 :57 1:093 34 Clm 10000
 14Oct95-15A fst 5f :214 .45 :57 1:034 34 Clm 10000
 18Sep95-10Fpx fst 6f :22 :452 :581 1:11 34 Clm 10000
 6Aug95-10mr fst 7f :23 :46 1:104 1:22 34 Clm 10000
 21July95-5Hol fst 1 1/4 :46 1:112 1:364 1:50 44 Clm 9000
 8July95-5Hol fst 6f :22 :444 :564 1:091 44 Clm 10000
 3July95-5Hol fst 7f :221 :45 1:094 1:222 44 Clm 10000
 23Jun95-5Hol fst 6f :214 .443 1:101 1:164 44 Clm 8000
 9Jun95-5Hol fst 6f :22 :443 :571 1:101 44 Clm 8000
 WORKOUTS: Apr 11 Fpx 5f fst :1:014 Hg 3/7 Apr 4 Fpx 4f fst :473 Hg 2/5 Mar 29 Fpx 4f fst :472 H 1/10

Ch. g. 8
 Sire: Diesel*GB (Sharpen Up-GB)
 Dam: Syndaar*Fr (Lyphard)
 Br: Jones Rhodan Morgan (Ky)
 Tr: Smith Kenneth (10 0 0 0 .00)
 L 118

Lifetime Record: 38 4 1 5 \$42,451					
1995	12	0	0	1	\$1,200
1994	3	0	0	0	
SA	3	0	0	0	

Megawing *3/1*
 Own: Gleason Larry D

STEVENS G L (310 64 57 44 .21) \$12,500
 15Mar96-55A fst 6f :214 .443 1:092 1:161 44 Clm c-10000
 Claimed from Robert L Shipp Jr Trust, Zazueta Hector Trainer
 3Mar96-75A fst 6f :214 .444 1:092 1:16 44 Clm 20000
 15July95-8Hol fst 7f :222 :453 1:094 1:282 44 Alw 12500s
 22Jun95-7Hol fst 7f :214 .442 1:092 1:204 34 Alw 45000N2x
 4Jun95-7Hol fst 7f :221 .443 1:092 1:282 34 Alw 45000N2x
 14May95-8Hol fst 7f :222 :45 1:092 1:281 34 Alw 40000N1x
 28Apr95-8Hol fst 6f :211 :44 1:084 1:15 34 Alw 40000N1x
 Forced out, steadied turn, not urged late
 13Apr95-85A fst 6f :221 :452 :574 1:10 44 Alw 42000N1x
 25Mar95-55A fst 6f :221 .443 1:092 1:154 44 Clm 20000
 9Mar95-55A fst 7f :222 :45 1:094 1:222 44 Clm 12500
 WORKOUTS: Apr 12 SA 4f fst :49 B 24/26 Apr 6 SA 5f fst 1:011 H 12/25 Mar 31 SA 5f fst 1:014 H 17/35 Mar 25 SA 3f fst :36 H 7/14 Mar 10 Hol 4f fst :482 H 10/25 Feb 29 Hol 3f fst :35 H 1/13

Dk. h or br. g. 6
 Sire: Wing Out (Boldnesian)
 Dam: Megawise (Kay To Content)
 Br: Robert L Shipp Trust (Cal)
 Tr: Sabadi Jenine (66 16 12 7 .24)
 L 120

Lifetime Record: 22 3 1 4 \$76,000					
1996	2	0	0	0	\$275
1995	9	2	1	1	\$44,975
SA	13	2	1	2	\$42,125

Cardinal Peak *4/1*
 Own: Chambers Mike

VALENZUELA F H (188 10 24 16 .05) \$12,500
 3Apr96-55A fst 6f :214 .444 :571 1:101 44 Clm 10000
 10Apr95-35A fst 6f :213 .443 :57 1:092 44 Clm 20000
 15Mar95-55A sly 6f :213 :451 1:114 1:184 44 Clm c-20000
 Claimed from Shulman Ina Sue, Shulman Sanford Trainer
 19Feb95-15A fst 6f :212 .441 :564 1:101 44 Clm 20000
 Squeezed start, big finish
 19Jan95-45A fst 7f :222 :451 1:094 1:224 44 Clm c-16000
 Claimed from Liebau Jack Jr, Sadler John W Trainer
 29Dec94-55A fst 6f :214 .443 1:093 1:16 34 Clm 32000
 1Dec94-68M gd 6f :221 .444 :572 1:101 34 Clm 35000
 7Nov94-85A fst 6f :214 .444 1:094 1:162 34 Clm 28000
 23Oct94-55A fst 6f :222 :451 1:091 1:153 34 Clm 25000
 5Oct94-55A fst 7f :23 :461 1:102 1:231 34 Clm c-12500
 Claimed from Mevorach Samuel, Lewis Craig A Trainer
 WORKOUTS: Apr 12 SA 4f fst :48 H 18/26 Mar 27 SA 5f fst 1:012 Hg 9/28 Mar 21 SA 5f fst 1:014 H 18/27 Mar 15 SA 5f fst 1:007 H 16/55 Mar 9 SA 5f fst :584 H 7/63 Mar 3 SA 4f fst :482 H 10/57

B. g. 6
 Sire: Cure the Blues (Stop the Music)
 Dam: Tremor (Tromos)
 Br: Pillar Stud Inc (Ky)
 Tr: Chambers Mike (22 2 0 0 .09)
 L 120

Lifetime Record: 33 7 5 5 \$106,583					
1996	1	0	1	0	\$2,200
1995	4	2	1	1	\$27,450
SA	9	3	2	2	\$41,725

Harlen's Agency
 Own: Lemaire Stables
BERRIO OA (141 12 15 6 28) **\$10,500**

Sire: Gallant Agent (Gallant Man)
 Dam: Moon Rule (Power Ruler)
 Br: Rozenek Conrad (BC-C)
 Tr: Avila A C (30 6 1 1 20)

Lifetime Record: 95 18 22 18 \$365,740

1996	1 0 0 0	Turf	2 0 0 0
1995	5 0 1 0	\$2,400	Wet 7 1 1 2 \$25,670
SA	2 0 0 0		Dist 2 0 0 1 \$2,900

21Mar95-55A fst 6f :214 .444 :572 1:094 4 Clm 10000
 8Sep95-90mr fst 7f :223 .45 1:094 1:223 3 Clm 10000
 23Aug95-50mr fst 6f :214 .444 1:101 1:164 3 Clm 10000
 6Aug95-10mr fst 7f :23 .46 1:109 1:223 3 Clm 10000
 3July95-9Hcl fst 7f :221 .45 1:094 1:222 4 Clm 10000
 23Feb95-15A fst 6f :221 .451 1:102 1:164 4 Clm 12500
 2July94-1Hcl fst 7f :22 .449 1:101 1:224 4 Clm 8000
 22Apr94-5Hcl fst 1 1/2 :222 .451 1:093 1:192 4 Clm 20000
 7Apr94-5Hcl fst 6f :22 .444 .353 1:09 4 Clm 20000
 2Apr94-7GG fst 1 1/2 :23 .451 1:10 1:422 4 Clm c-16000
 Claimed from Melan Bill & Reid Don, McLean Bill Trainer

WORKOUTS: Mar 29 SA 5f fst :1:04 H 4/52 Mar 16 SA 5f fst :1:014 H 3/52 Mar 10 SA 4f fst :474 H 14/57 Mar 3 SA 3f fst :353 H 4/24

63 9 7 7912 81 911 911 Berrio O A LB 116 fb 59.40 78-13 Dancin' Gandy 1163 Something To Run 1164 Halloween Trot 1174 No threat 10
 64 5 11 1112 1112 100 64 Berrio O A LB 117 fb 5.10 80-11 Aire Of Speed 1170 Finar Orbit 1120 Garcia Crown 1177 Pulled up, weak off 11
 80 7 8 523 313 31 Berrio O A LB 117 fb 16.70 84-06 T. H. Fappiano 1193 Harlen's Agency 1172 Aire Of Speed 1174 Late for 2nd 12
 53 2 12 1214 1217 1114 814 Berrio O A LB 116 fb 29.20 76-10 Bit Of Petrone 1176 Gold Sovereign 1161 Couragous Mrin 1163 By tired ones 12
 54 7 3 714 716 711 612 Berrio O A LB 117 fb 19.80 76-14 Dancin' Gandy 1172 Gallit Guy 1174 Foolish Odyssey 1177 Bit wide, outrun 7
 81 5 7 543 554 21 21 Berrio O A LB 117 fb 12.10 89-08 Honor Jay 1172 Harlen's Agency 1174 Blade Rullah 1174 Led, caught 12
 51 3 4 473 712 917 814 Berrio O A LB 116 fb 28.40 65-35 Mr. Bonds 1162 Icy Resolution 1160 Deputy Sheriff 116 No rally 9
 47 4 6 68 810 814 817 Berrio O A LB 117 fb 7.40 78-06 Buyimback 1170 Jimmy's Trick 1174 Walk On The Beach 1172 Done early 8
 92 4 1 13 12 14 23 Belvoir VT LB 117 b 3.70 85-15 Harlen's Agency 1174 Fire Top 1173 Arrogant Lover 117 Drew clear 9

Giant Asset
 Own: McKea Mr & Mrs Robert H
DOUGLAS RR (433 52 65 58 12) **\$12,500**

Sire: Affirmed (Exclusive Native)
 Dam: Nashua's Frolic (Nashua)
 Br: Sarkowsky Herman (Ky)
 Tr: Braishaw Randy (83 11 11 8 .13)

Lifetime Record: 10 3 0 0 \$62,250

1996	2 0 0 0	\$2,600	Turf	2 1 0 0	\$18,625
1994	4 1 0 0	\$26,650	Wet	0 0 0 0	
SA	5 2 0 0	\$43,825	Dist	0 0 0 0	

21Mar95-45A fst 8 1/2 f :214 .45 1:10 1:163 4 Clm 16000
 Broke thru gate, inside duel.
 28Feb95-35A od 6f :22 .453 1:102 1:17 4 Alw 53000N3x
 14Mar94-8Hcl fst 6f :212 .441 .561 1:09 3 Los Angls H-33
 21Feb94-75A fst 8f :214 .44 .554 1:081 4 Alw 41000N2x
 16Apr94-35A fst 6 1/2 f :213 .443 1:09 1:153 4 Alw 41000N2x
 8Jan94-75A fm 6 1/2 f :211 .432 1:072 1:134 4 Alw 41000N2x
 15Nov93-85A fm 6 1/2 f :222 .443 1:08 1:142 3 Alw 32000N1x
 7Oct93-65A fst 6f :211 .441 .564 1:094 3 Md Sp Wt
 29Aug93-60mr fst 7f :22 .443 1:092 1:22 3 Md Sp Wt
 15Aug93-40mr fst 6f :22 .444 .571 1:10 3 Md Sp Wt

WORKOUTS: Apr 8 Hol 4f fst :511 H 2/23 Mar 15 Hol 4f fst :503 H 3/24 Feb 15 Hol 7f fst :1:264 H 2/4 Feb 6 Hol 6f fst :1:134 H 2/14 Jan 26 Hol 5f fst :59 Hg 3/24 Jan 20 Hol 5f fst :1:023 H 35/45

75 5 2 1 1 1 1 1 Douglas RR LB 116 8.70 82-11 Chip's Nite Out 1161 Woodbridge 1163 Duke Dust 1174 8
 59 5 1 1 1 1 1 1 Antley C W LB 117 8.70 68-23 Copelan's Eagle 1174 Virtuous Regent 1175 Strategist 1189 Gave way 5
 95 2 3 2 1 31 53 65 Desormeaux K J LB 115 10.20 90-09 J. F. Williams 1150 Gundaghia 1181 Thirty Sews 1203 Rail, weakened 6
 105 7 1 1 1 1 1 1 Desormeaux K J LB 116 10.00 96-07 Giant Asset 1160 Viva El Capitani 1162 Westcot 1153 4 wide early 7
 78 2 3 1 1 1 1 1 Stevens G L LB 115 5.80 88-11 Polar Route 112 Westcot 1153 Crafty 11613 Tired 5
 82 5 1 2 2 2 2 2 Stevens G L LB 120 3.50 84-10 Minks Law 1151 Bengal Bay 1163 Tychonic 1150 Weakened 10
 88 4 1 1 1 2 2 2 Stevens G L LB 119 1.70 86-14 Giant Asset 1190 Duke Dust 1160 Barton 1160 Gately 7
 85 2 4 2 1 2 1 2 Stevens G L LB 117 10.00 88-13 Giant Asset 1174 Shared Prospect 1171 Juiceberry 1170 Driving 9
 73 7 3 2 3 3 4 3 Stevens G L B 117 12.30 79-11 Del Mar Dennis 1120 Goldigger's Dream 1175 Vegiemann 1175 Faltered 10
 53 3 4 1 7 8 9 9 Stevens G L B 117 9.10 75-11 Spartan Order 1170 Ballet Aly 1173 Turbie 1171 No mishap 12

Donthesilks
 Own: Aldabbagh Sam H
MARTINEZ FF (34 2 0 5 28) **\$10,500**

Sire: Huddle Up (Sir Ivor)
 Dam: Silken Sponge (Zantha)
 Br: Don Worford (Cal)
 Tr: Aldabbagh Sam H (28 1 0 2 04)

Lifetime Record: 9 2 0 1 \$23,650

1995	7 1 0 0	\$11,000	Turf	1 0 0 0
1994	2 1 0 1	\$12,650	Wet	1 0 0 0
SA	1 1 0 0	\$9,350	Dist	0 0 0 0

22Dec95-6Hol fst 6f :22 .45 .564 1:094 3 Clm 9000
 13Dec95-7Hol m 6 1/2 f :22 .444 1:102 1:163 3 Clm 9000
 22Nov95-5Hol fst 6f :214 .45 .574 1:102 3 Clm 10000
 21July95-2Hol fst 6f :221 .452 .574 1:10 4 Clm 16000
 29June95-2Hol fm 5 1/2 f :213 .441 .56 1:02 4 Clm 7000
 24Apr95-5Hol fst 6f :214 .45 .564 1:09 4 Clm c-16000
 Claimed from Burke & Wilson, Mitchell Mike Trainer

WORKOUTS: Mar 25 SLR w.r. 5f fst :1:00 H 4/5 Mar 11 SLR w.r. 4f fst :493 H 7/9 Mar 2 SLR w.r. 4f fst :461 H 7/5 Jan 24 Hol 4f fst :464 H 4/5

61 5 2 2 2 2 2 2 Atherton J E LB 115 b 3.40 84-11 Woodbridge 1151 Clackamas 1171 Power Mogul 1151 Dueled, weakened 9
 61 4 7 1 1 1 2 2 Martinez FF LB 115 fb 5.40 77-13 Falcon Bid 1122 Star O' The West 1185 Creative Powers 1184 Weakened 9
 54 2 2 1 1 1 1 1 Martinez FF LB 117 fb 24.50 75-11 Town Caper 1173 Capol 1172 Creative Powers 1160 Inside duel 11
 36 1 4 1 1 1 1 1 Valenzuela P A LB 118 b 15.20 70-12 Sweeping Rain 1162 Ivy League 1144 Bronze Button 1160 Dueled, gave way 8
 31 7 1 3 1 4 3 1 Martinez FF LB 115 fb 43.30 71-03 Three Peat 1174 Bahator 1174 Troyalty 1174 Gave way 7
 81 8 2 4 2 3 2 4 Nakatani C S LB 118 b 1.80 86-11 Thndr Q Zent 1164 Doc's Jst Crzn 1163 Wilcom Dscrvy 1163 Veered out start 8

87 5 2 1 1 1 2 1 Nakatani C S LB 116 b 3.10 82-10 Donthesilks 1163 Doc's Just Cruizen 1164 Outlwd 1160 Headed, came back 8
 72 2 2 2 1 3 1 3 Stevens G L LB 118 b 6.00 86-09 Blowin De Turn 1162 Pie Alar Road 1164 Donthesilks 1193 Stumbled near 5/8 6
 73 1 1 1 1 1 1 1 Solis A B 118 3.90 81-13 Donthesilks 1184 Snow Major 1180 Bold Vik 1201 Duckled in start 10

6733—FIFTH RACE. 5 1/2 Furlongs. Purse \$14,000. 4-year-olds and up. Claiming price \$12,500-10,500.

Index	Horse and Jockey	Wt.	PP	ST	1/4	1/2	3/4	Str.	Fin.	To \$1
6028	Winged Foot, E Delahoussaye.....	120	2	11	6 1/2	4hd	-	42	13 1/2	6.10
6640	Something To Run, M Pedroza	120	5	2	2hd	1hd	-	1 1/2	2 1/4	3.40
6516	Megawing, G Stevens	120	7	9	7hd	93	-	72	3nk	4.10
6640	Cardinal Peak, F Valenzuela	120	8	6	8 1/2	6 1/2	-	5 1/2	4 3/2	3.60
6518	Miraquet, J Silva	120	1	1	1hd	2 1/2	-	21	5 1/4	27.10
6571	Giant Asset, R Douglas	120	10	5	3 1/2	32	-	3hd	64	2.50
6554	Harlen's Agency, O Berrio	118	9	8	10 3	10 2 1/2	-	10 2 1/2	7hd	32.20
6640	Jacob P, M Segundo	118	3	7	92	8hd	-	83	8nk	168.20
5280	Donthesilks, F Martinez	118	11	4	41	5 1/2	-	5hd	9 1 1/2	42.30
5037	Lanner, S Martinez	118	6	3	51	7 1/2	-	9hd	10 5 1/2	179.90
6624	Cois Na Tine (Ire), B Blanc	115	4	10	11	11	-	11	11	52.40

Scratched — Cool Cadillac.
 Claimed — Winged Foot-Nick Swartz-Stephen G Trevino; Something To Run-Jeff Plotkin-Dennis Ghivens; Cardinal Peak-Scott Guenther-Ted West.

- 2—WINGED FOOT..... 14.20 6.00 4.60
- 5—SOMETHING TO RUN..... 4.00 3.20
- 7—MEGAWING..... 4.20

Off: 3:02 Time: :22 .45.1 :57.4 1:04 1/5, Track: Cloudy Fast. Winner-gr.g.5 Pass The Tab-Miss Laulette Tr-Noble Threewitt Own-Butterfield Interest Inc. Mutual Pool \$356,373.20. Exacta Pool \$243,153. Trifecta Pool \$293,208. Quinella Pool \$43,677. Pick Three Pool \$85,994.

\$2 EXACTA (2-5) PAID \$55.20
 \$2 TRIPECTA (2-5-7) PAID \$241.00
 \$2 QUINELLA (2-5) PAID \$26.00
 \$3 PICK THREE (6/1/2) PAID \$962.10

DOC INTERPRETS SCREENS.
 VAUGHN DOES A SUPER JOB.
 THE KEY READOUTS TELL
 THE STORY GRAPHICALLY.

SA 04-17-1996 RACE 5 DIST 5.5 SURF D TEST

PACELINE DATA ENTRY

#	NAME	L	DIST	S	1stC	2ndC	3rdC	FnlC	BL1	BL2	BLS	BLF	SR	TV
1	MIRA	3	6.0	D	22.1	45.0	57.2	110.1	0.00	0.00	0.00	2.75	87	13
2	WING	2	6.5	D	22.2	45.1	110.2	118.4	2.00	6.00	3.50	1.50	83	16
3	SOME	1	6.0	D	21.4	44.4	57.1	110.1	2.25	1.50	1.50	0.50	86	14
4	MEGA	1	6.5	D	21.4	44.3	109.2	116.1	4.50	5.00	6.50	7.75	81	16
5	CARD	1	6.0	D	21.4	44.4	57.1	110.1	5.25	3.00	2.00	0.15	87	14
6	GIAN	1	6.5	D	21.4	45.0	110.0	118.3	0.00	0.00	0.15	4.50	82	11

Equalize Distances 1=Yes 2=No
 (***) F1=Change Race F2=Pacelines F10=Menu (***)
 PACELINE DATA SA 4-17-96 5 5.5 D

#	NAME	L	DIST	S	1stC	2ndC	3rdC	FnlC	BL1	BL2	BLS	BLF	SR	TV	ADJ	N
1	MIRA	3	5.5	D	22.2	45.0	57.1	103.4	0.00	0.00	0.00	2.75	92	13	0.5	1
2	WING	2	5.5	D	22.3	45.1	57.4	104.1	2.00	6.00	3.50	1.50	91	16	0.0	4
3	SOME	1	5.5	D	22.0	44.4	57.0	103.4	2.25	1.50	1.50	0.50	94	14	-1.0	2
4	MEGA	1	5.5	D	22.0	44.3	56.4	103.3	4.50	5.00	6.50	7.75	88	16	0.0	3
5	CARD	1	5.5	D	22.0	44.4	57.0	103.4	5.25	3.00	2.00	0.15	95	14	-1.0	3
6	GIAN	1	5.5	D	22.0	45.0	57.2	104.0	0.00	0.00	0.15	4.50	89	11	-2.5	1

Pace Match Up Graphic -- ADJUSTED

SA 4-17-96 5 5.5 D

FACE	HT	IC	R	SC	R	FT	R	
✓				22.07		45.05		104.02
MIRA	(1)			22.44- 5		45.08- 1		104.59- 4
WING	(2)			22.74- 6		46.04- 4		104.47- 3
SOME	(3)			22.18- 2		45.05- 1		104.09- 2
MEGA	(4)			22.30- 3		45.29- 3		104.99- 5
CARD	(5)			22.39- 4		45.26- 3		104.03- 1
GIAN	(6)			22.08- 1		45.13- 2		105.31- 6

✓ THE PACE GRAPH NAILS THE PACE OF THIS RACE ALMOST PERFECTLY. AODDS HAS A SIMILAR FEATURE. DESPITE STEVE DAVIDOWITZ' STATING THAT THIS FEATURE IS ESSENTIAL FOR PACE HANDICAPPING, I HAVE YET TO SEE ITS EFFECTIVENESS EXCEPT IN DETERMINING THE FASTEST HORSES IN THE RACE. OUR WINNER RANKS 6-4-3. THE PLACE HORSE, 2-1-2 AND OUT OF THE MONEY CARD, RANKS 4-3-1. IT DOES HELP TO ELIMINATE THE TOO-FAST-TOO EARLY HORSE, GIAN, WHO RANKS 1-2 EARLY BUTS FADE TO 6 IN THE FINAL.

SA 04-17-1996 RACE 5 DIST 5.5 SURF D TEST

Early-Sustained BOTH/AND Difference Graphic -- ADJUSTED

SA 4-17-96 5 5.5 D

NAME	L	N	ADJUSTED	LATE	EARLY	NAME	L	N	%EARLY	%SUST
MIRA	3		13.3			MIRA	3		57.6	42.4
WING	2		0.5			WING	2		58.3	49.7
SOME	1		10.1			SOME	1		35.7	44.3
MEGA	1		11.7			MEGA	1		56.8	43.2
CARD	1		6.8			CARD	1		53.8	46.2
GIAN	1		15.8			GIAN	1		59.2	40.8

EVERY HORSE RUNS SOMEWHAT EARLY. THE WINNER IS CLOSEST TO EVEN. KNOWING FROM HIS MODEL/PROFILE, PRECISELY HOW EARLY WAS WINNING AT THIS DISTANCE AND POINT IN TIME, IS WHAT GAVE VAUGHN THE WIN.

FPS AND ENERGY -- ATM

SA 4-17-96 5 5.5 D

NAME	L	N	T	TOT R	DEF	FPS				ENERGY			
						F1	F2	F3	SC	F1	F2	F3	MED-E
MIRA	3	1		189.88- 1		58.97	58.43	52.28	58.70	34.75	34.44	30.81	89.19
WING	2	4		168.80- 5	0.88	58.05	57.70	53.05	57.35	34.39	34.18	31.43	88.57
SOME	1	2		169.39- 3	0.29	59.51	57.98	51.91	58.80	35.13	34.23	30.84	89.38
MEGA	1	3		169.03- 4	0.65	59.18	58.32	51.53	58.30	35.01	34.50	30.48	89.52
CARD	1	3		169.50- 2	0.18	58.97	58.24	52.29	58.33	34.79	34.38	30.85	88.15
GIAN	1	1		167.23- 6	2.45	59.80	57.27	50.17	58.50	35.76	34.24	30.00	70.00

HI/LO Difference = 2.45 Average = 168.94

Too Early

FOLLOWING MY INJUNCTION TO NOTE 3rd FRACTION F-P-S & ENERGY

ENERGY GENERATOR -- ATM

SA 4-17-96 5 5.5 D

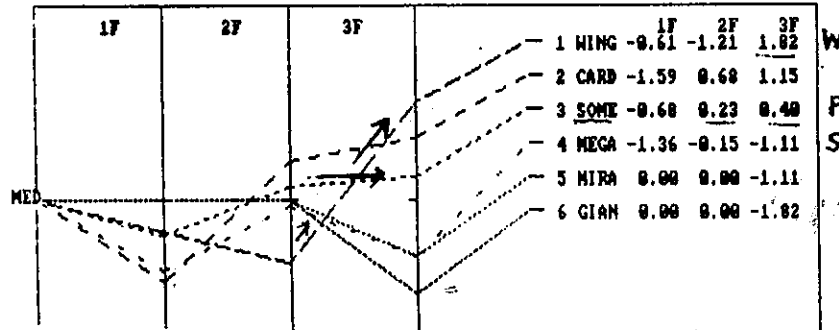
#	NAME	L	N	T	Total R	DEF	Hid R	Fx R	%Med	Lex	3rd R	ESP
1	MIRA	3	1		169.68- 1		65.25- 2	65.56- 5	69.19	32.32	30.81- 3	E/P
2	WING	2	4		168.80- 5	0.88	65.61- 1	65.82- 1	68.57	32.57	31.43- 1	E/P
3	SOME	1	2		169.39- 3	0.29	64.87- 5	65.77- 2	69.36	32.26	30.64- 4	E/P
4	MEGA	1	3		169.03- 4	0.65	64.99- 4	65.50- 6	69.52	32.19	30.48- 5	E/P
5	CARD	1	3		169.50- 2	0.18	65.21- 3	65.64- 4	69.15	32.34	30.85- 2	E/P
6	GIAN	1	1		167.23- 6	2.45	64.24- 6	65.76- 3	70.00	32.00	30.00- 6	EAR

HI/LO Difference = 2.45 Average = 168.94

A TEXTBOOK RACE IN WHICH THE WINNER HAS THE BEST 3RD, HIDDEN AND FACTOR X. THE PLACE HORSE IS THE BEST COUNTER ENERGY BET ON BOTTOM LINE/BETTING LINE.

POR/POH CHAOS FRACTIONAL VECTORS

SA 4-17-96 5 5.5 D



ADJUSTED	
BOTTOM LINE	BETTING LINE
LS	ODDS
1 CARD	EVEN
2 SOME	EVEN
3 WING	4-1
4 MIRA	5-1
5 MEGA	7-1
6 GIAN	12-1

BOTTOM/LINE BETTING LINE SHOWS THE WINNER AS THE FIRST VALUE HORSE OVERLAY. BOTH MIRA AND GIAN HAVE TOO MUCH EARLY ENERGY TO FIT VAUGHN'S WIN MODEL.

NOTE THE SIMILARITY OF PAST PERFORMANCE AND RESULT CHART RUNNING PATTERNS WHEN USING PL III. A PHENOMENON LESS CLEARLY DEFINED ON PREVIOUS PROGRAM

THE ONLY REASON WINGED PAID \$14.20 IS BECAUSE THE CROWD WAS THINKING "EARLY" AND MADE GIANT, A TOO FAST-TOO EARLY HORSE, THE FAVORITE. SANTA ANITA SELDOM, IF EVER, PRODUCES A WINNER WITH 70% EARLY. VAUGHN BUCKED THE TIDE FOR A GOOD WIN AND A \$55.20 EXACTA.

HERE IS A VELOCITY SCREEN WITH LINE SCORES. I NEVER USE IT FOR ANYTHING BUT CONTENDERS. AS A SELECTION SCREEN IT IS TOO LINEAR. ALL LINE SCORES ARE LINEAR.

Composite -- ADJUSTED

#	NAME	L	N	T	EPR	LPR	CPR	TT	HID	FW	FX	LS	RANK
1	MIRA	3	1		1	4	3	2	4	1	2	17	3
2	WING	2	4		6	1	4	6	2	5	2	26	4
3	SOME	1	2		2	3	2	4	3	2	1	17	2
4	MEGA	1	3		5	5	5	3	5	4	3	30	5
5	CARD	1	3		4	2	1	1	1	3	2	14	1
6	GIAN	1	1		3	6	6	5	6	4	4	34	6

Anatomy of a Problem Race

with Shane Sartin

I chose the Santa Anita Derby as our Problem Race, not because it was really a problem: a lot of clients won it . However, most of the expert selectors put little stock in the winner's chances. The nation's and California's press concentrated on the favorite, *HONOR & GLORY* along with *ALYROB* who was disqualified for 2nd and placed last by the Stewards. Newspaper columnists declared the winner to be a fluke and it got little betting support. It seems that when a long-priced horse wins any major race the experts and the press alike say it was a fluke decided by racing "luck". Jim Bradshaw always says he expects the horses he bets to *win*. When they don't, he just goes on to the next race. Since I'm no expert and don't follow the advice of experts or the press, I bet the horse on the basis of what he showed me in Pace Launcher 3. On my readouts *HONOR & GLORY* was 3rd on Bottom Line, *ALYROB* was #5. The winner, *CAVONNIER* , ranked 2nd. The Odds Line on the horse reads EVEN. It paid \$22. I guess that's what is called an overlay. I'm told that this is the race that often produces California's Kentucky Derby representative so I guess it has enough international importance to use it here.

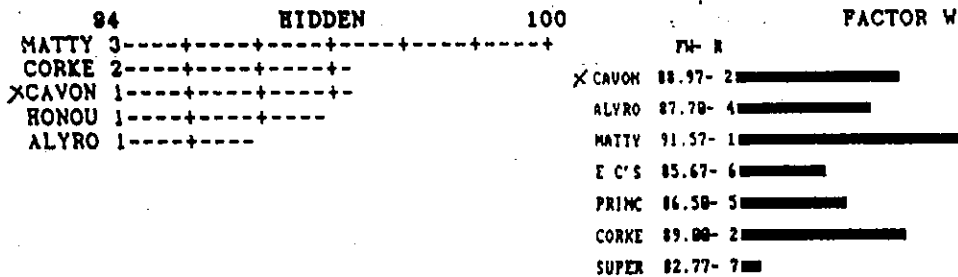
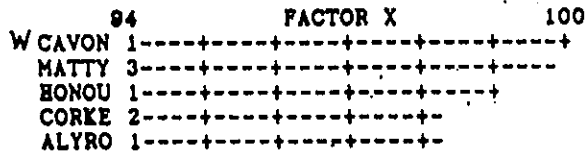

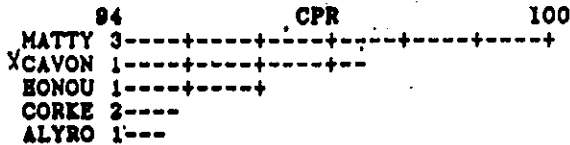
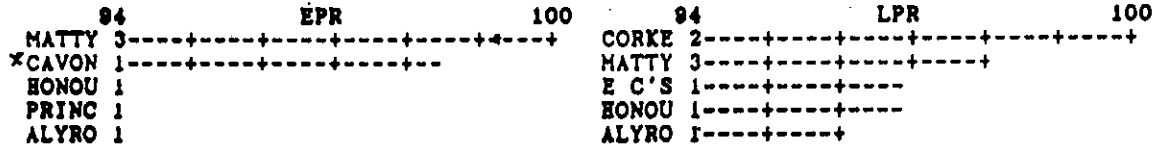
To keep it fair and plain for all to see, I use every horse in the race. I used the last or second race back on all the horses except *MATTY*, 3 back. It looks like I made a mistake in doing that because *MATTY* ended up #1 on Bottom Line. It came in last. I always bet two horses to win, so I bet *MATTY* and *CAVONNIERRE* to win and boxed *MATTY*, *CAVON* and *HONOR & GLORY* in the Exacta that paid \$52.60.

THE SANTA ANITA DERBY

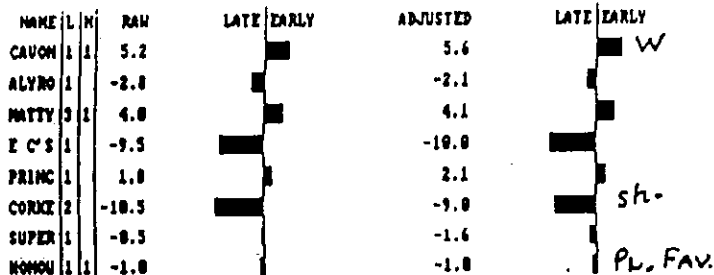
PACELINE DATA USING EVERY HORSE IN RACE SA. 4-6-96 5 9 D

#	NAME	L	DIST	S	1stC	2ndC	3rdC	FnlC	BL1	BL2	BLS	BLF	SR	TV	ADJ	N	T
1	CAVON	1	9.0	D	46.1	110.3	136.1	149.1	0.00	0.00	0.00	1.25	86	20	1.0	1	
2	ALYRO	1	9.0	D	47.4	111.2	137.0	149.3	4.50	3.00	3.00	5.25	80	22	2.0	3	
3	MATTY	3	9.0	D	46.4	110.1	135.4	148.2	0.00	0.00	0.00	0.00	91	19	0.5	1	
4	E C'S	1	9.0	D	46.3	111.2	137.0	149.2	12.00	8.00	7.00	9.50	76	13	-1.5		
5	PRINC	1	9.0	D	46.1	110.3	136.1	149.1	11.00	4.75	7.00	7.25	80	20	1.0		
6	CORKE	2	9.0	D	47.1	111.2	137.0	150.3	10.00	8.00	4.50	2.50	77	27	4.5	4	
7	SUPER	1	9.0	D	47.1	111.4	137.2	149.3	2.50	2.00	5.50	9.50	75	9	-3.5	3	
8	HONOU	1	9.0	D	47.1	111.2	137.0	149.4	0.00	0.00	0.00	0.00	84	16	0.0	1	

PAGE LAUNCHER III CHAOS FORMULA COMPOSITE -- ADJUSTED SA 4-8-96 5 9 D



SAX 84-86-1996 RACE 5 DIST 9 SURF D PURSE \$1,000,000 4
Pace Launcher Late/Early Difference Graphic



FROM THE PAST PERFORMANCES, THE WINNER HAD THE BEST EARLY. THE PLACE HORSE, WAS SLIGHTLY COUNTER ENERGY BUT JUST ABOUT EVEN. THE SHOW HORSE WAS THE MOST COUNTER ENERGY, RAW.

Early-Sustained BOTH/AND Difference Graphic -- ADJUSTED SA 4-6-96 5 D

NAME	LS	%EARLY	%SUST	
CAVON	1	53.1 W		46.9
ALYRO	1	48.8		51.2
MATTY	3	52.2		47.8
E C'S	1	44.1		55.9
PRINC	1	51.2		48.8
CORKE	2	44.9 S		55.1
SUPER	1	49.0		52.0
HONOU	1	49.4 P		50.6

BOTTOM LINE -- BETTING LINE

WIN ODDS ONLY

SA. 4-6-96 5 D

RAW			ADJUSTED		
BOTTOM LINE	BETTING LINE	ODDS	BOTTOM LINE	BETTING LINE	ODDS
1 MATTY	24.0	EVEN	1 MATTY	23.5	EVEN
2 CAVON	18.5	2-1	2 CAVON	18.5	EVEN
3 HONOU	18.0	2-1	3 HONOU	14.0	2-1
4 CORKE	5.5	9-1	4 CORKE	12.5	7-2
5 E C'S	3.0	12-1	5 ALYRO	3.0	12-1
5 PRINC	3.0	12-1	8 E C'S	2.0	15-1
6 SUPER	2.0	15-1	7 PRINC	1.0	20-1
8 ALYRO	2.0	15-1	8 SUPER	0.0	20-1

22.00 6.00 4.00
3.00 2.40
5.00
\$2 EXACTA (1-8) PAID \$52.60
\$2 TRIPECTA (1-8-8) PAID \$737.60
\$2 QUINELLA (1-8) PAID \$17.00

6667—FIFTH RACE. 1 1/4 Miles. Purse \$1,000,000-guaran. "Santa Anita Derby." Grade I. 3-year-olds.

Index	Horse and Jockey	Wt.	PP	ST	1/4	1/2	3/4	Str.	Fin.	To \$1
x 6537	Cavonnier, C McCarron	120	1	2	4 ^{hd}	5 ^{2 1/2}	5 ^{1 1/2}	2 ¹	1 ^{1 3/4}	10.00
6260	DO-Ayro, C Nakatani	120	2	8	6 ³	6 ^{3 1/2}	6 ³	4 ^{1 1/2}	26 ^{1/2}	4.60
(6431)	Honour And Glory, G Stevens	120	8	3	2 ²	2 ^{1/2}	2 ¹	1 ^{1/2}	3 ^{3/4}	1.00
6575	Corker, C Black	120	8	5	7 ⁴	7 ⁷	7 ⁵	6 ¹	4 ^{3 1/2}	39.20
4266	E C's Dream, L Pincay Jr	120	4	6	8	8	8	8	5 ^{3/4}	49.30
6537	Prince Of Thieves, S Sellers	120	5	7	5 ²	4 ¹	4 ^{hd}	7 ^{1/2}	8 ^{hd}	4.50
(6445)	Super Mining, C Antley	120	7	1	1 ^{hd}	1 ^{hd}	1 ^{hd}	3 ²	7 ^{2 1/4}	96.60
6431	Matty G. A Sells	120	3	4	3 ^{1 1/2}	3 ^{hd}	3 ^{hd}	5 ^{hd}	8	4.30

DO — Disqualification Alyrob was disqualified and placed eighth.
No Scratches.

1—CAVONNIER	22.00	6.00	4.00
8—HONOUR AND GLORY	3.00	2.40	
6—CORKER	5.00		

Off: 2:10 Time: 22.3 : 46.1 1:10 3/5, 1:36 2/5, 1:48 4/5. Track: Clear & Fast. Winner-dbb.g.3 Batonnier-Direwarning Tr-Bob Ballert Own-Walter Family Trust. Mutuel Pool \$1,638,724.20. Exacta Pool \$1,031,754. Trifecta Pool \$885,007. Quinella Pool \$128,852 Pick Three Pool \$154,952.

\$2 EXACTA (1-8) PAID \$52.60
\$2 TRIPECTA (1-8-8) PAID \$737.60
\$2 QUINELLA (1-8) PAID \$17.00
\$3 PICK THREE (8/4/1) PAID \$1,472.40

168

WINNING THOROUGHBRED STRATEGIES

If the Sartin Methodology were to include a betting line, it would be the most powerful and elegant method yet discovered.

Copyright © 1989 by Dick Mitchell

THANKS AGAIN, DICK

FIVE DAYS WITH SHANE...and Bottom Line/Betting Line

To show his respect for those callers who needed to see Shane lose some races, he picked a day at random where he only won five of eight races. That's only 62.5% and the payoffs were not all that good. He got one longshot paying \$11.80 but missed the \$16.20 winner.

6739—SECOND RACE. One Mile. Purse \$29,000. Claiming. Fillies & Mares, 4-year-olds and up. Claiming Price: \$25,000-22,500.

Table with columns: Index, Horse and Jockey, Wt, PP, ST, 1/4, 1/2, 3/4, Str, Fin, To \$1. Rows include Miss Lady Bug, Response, Anley, Matra, Stevens, Miss Moon Princess, Blanc, Underwater Love, Nakatani, Explosive Illusion, Pedroza, Prinee, Black.

Claimed — Underwater Love-Lima Family Trust-Jack Carava, Explosive Illusion-John & Gladys Tomgal-Bill Spawr, Response-Keh & Marshall-Robert W Marshall.

- 5—MISS LADY BUG 16.20 5.80 4.20
7—RESPONSE 3.40 2.80
4—MATRA 3.60

Off: 1:30 Time: :23 :47.2 1:12 4/5, 1:25 1/5, 1:38 Track: Clear & Fast. Winner-b.m.5 Rough Pearl-Tarabilla, Tr-John, K Dolan Own-Dolan, H Hinds & Hitbound Stable, Mutual Pool \$209,005.70. Exakta Pool \$175,854. Daily Double Pool \$91,739. Quinella Pool \$35,026.

- \$2 EXACTA (5-7) PAID \$63.60
\$2 DAILY DOUBLE (7/6) PAID \$40.60
\$2 QUINELLA (5-7) PAID \$23.80

6740—THIRD RACE. 5 1/2 Furlongs Purse \$17,000. Claiming. Fillies & Mares, 4-year-olds and up. Claiming Price: \$16,000-14,000.

Table with columns: Index, Horse and Jockey, Wt, PP, ST, 1/4, 1/2, 3/4, Str, Fin, To \$1. Rows include Secluded Pugilist, Garcia, Icy Luck, Pedroza, Name My Tune, Sols, A-Market My Way, Nakatani, Teach All, Barro.

Claimed — Icy Luck-Walter Andry Racing Stable-Richard Opperman.

- 4—SECLUDED PUGILIST 5.20 2.80 2.10
2—ICY LUCK 2.80 2.10
1—NAME MY TUNE 2.20

Off: 2:01 Time: :22 :45.4 :58 2 :105 Track: Clear & Fast. Winner-r.1.4 Two Punch-Really Private Tr-Morris Soriano Own-Soriano or Soriano Mutual Pool \$244,738.40 Exakta Pool \$205,588. Quinella Pool \$35,446. Pick Three Pool \$75,283.

- \$2 EXACTA (4-2) PAID \$10.40
\$2 QUINELLA (2-4) PAID \$5.00
\$3 PICK THREE (7/5/4) PAID \$190.50

6741—FOURTH RACE. 6 Furlongs. Purse \$22,000. Maiden Claiming. 3-year-olds. Claiming Price: \$40,000-35,000.

Table with columns: Index, Horse and Jockey, Wt, PP, ST, 1/4, 1/2, 3/4, Str, Fin, To \$1. Rows include Our Secret Affair, McCarron, He's Tricky On Top, Desormeaux, Highland Hero, Sols, Dinner And Dancing, Anley, Syn's Way, Douglas, Retaliate, Pincay Jr, Jabawaku, Vergara.

Claimed — Highland Hero-D & H Alpen-Melvin F Slute, Syn's Way-Lima Family Trust-Jack Carava.

- 3—OUR SECRET AFFAIR 11.80 5.80 3.60
8—HE'S TRICKY ON TOP 8.00 4.80
4—HIGHLAND HERO 4.60

Off: 2:32 Time: :22 :1 45.3 :58 1:10 4/5, Track: Clear & Fast. Winner-gr.0.3 Black Tie Affair-Secret Voice, Tr-William Shoemaker Own-Eclipse Stable & Papiano, Mutual Pool \$303,894.30. Exakta Pool \$245,297. Quinella Pool \$36,753. Trifecta Pool \$248,411. Pick Three Pool \$66,597.

- \$2 EXACTA (3-8) PAID \$77.00
\$2 QUINELLA (3-8) PAID \$45.40
\$3 PICK THREE (5/4/3) PAID \$538.50
\$2 TRIFECTA (3-8-4) PAID \$617.60

6742—FIFTH RACE. 6 1/2 Furlongs Purse \$11,000. Claiming. 4-year-olds and up. Claiming Price: \$10,000.

Table with columns: Index, Horse and Jockey, Wt, PP, ST, 1/4, 1/2, 3/4, Str, Fin, To \$1. Rows include Dancin' Gandy, Delahoussaye, Tio Chuy, Flores, Perfect Timing, Sols, Diamond Choo, Garcia, Dixie Venture, Atkinson, Dry Guch, Navarro.

Claimed — Dixie Venture-Arnas & McKenzie-Boo Ballerit, Dancin' Gandy-Mike Franklin-Dallas E Keen.

- 6—DANCIN' GANDY 6.40 4.20 2.80
2—TIO CHUY 13.00 4.40
8—PERFECT TIMING 3.00

Off: 3:01 Time: :22 :1 45.4 1:10 4/5, 1:17 Track: Clear & Fast

- \$2 EXACTA (6-2) PAID \$88.00
\$2 TRIFECTA (6-2-8) PAID \$249.20
\$2 QUINELLA (2-6) PAID \$64.40
\$3 PICK THREE (4/3/6) PAID \$182.80

6743—SIXTH RACE. 1 1/16 Miles. Purse \$17,000. Maiden Claiming. 4-year-olds and up. Claiming Price: \$25,000-22,500.

Table with columns: Index, Horse and Jockey, Wt, PP, ST, 1/4, 1/2, 3/4, Str, Fin, To \$1. Rows include Buzzy Malone, Douglas, Mazari, Desormeaux, Russ Is Wild Again, Pincay Jr, Sea Rebel, Nakatani, Indoum, Delahoussaye, Newell, Davenport, Lady Chaser, Ventura.

- 2—BUZZY MALONE 7.00 4.60 3.80
4—MAZARI 4.80 3.80
7—RUSS IS WILD AGAIN 4.80

Off: 3:31 Time: :23.3 :48 1:12 3/5, 1:38 2/5, 1:45 1/5, Track: Clear & Fast. Winner-r.0.4 Criminal Type-Northern Jazz, Tr-Randy Bradshaw Own-Gary & Mary West, Mutual Pool \$288,094. Exakta Pool \$205,730. Quinella Pool \$35,550. Trifecta Pool \$247,122. Pick Three Pool \$79,852.

- \$2 EXACTA (2-4) PAID \$32.60
\$2 QUINELLA (2-4) PAID \$19.00
\$3 PICK THREE (3/6/2) PAID \$380.10
\$2 TRIFECTA (2-4-7) PAID \$236.40

6744—SEVENTH RACE. Aht 6 1/2 Fur. Turf Purse \$42,000. Claiming. Fillies & Mares, 4-year-olds and up. Note: Fall at 30 feet. Claiming Price: \$50,000-45,000.

Table with columns: Index, Horse and Jockey, Wt, PP, ST, 1/4, 1/2, 3/4, Str, Fin, To \$1. Rows include Expensive Star, Blanc, Hallelujah Angel, Stevens, Binhar Dundat, Nakatani, Sidepocketsue, Douglas, Renova, Sols, Tansau, Pedroza.

- 1—EXPENSIVE STAR 9.80 5.20 3.80
4—HALLELUJAH ANGEL 3.60 2.80
6—BINHAR DUNDAT 3.40

Off: 4:01 Time: :22 :1 45 1:09 2/5, 1:15 4/5, Track: Clear & Firm. Winner-dbb.m.5 Habityon-River of Stars, Tr-Bruce Headley Own-Robert Spasiano, Mutual Pool \$312,447. Exakta Pool \$311,924. Quinella Pool \$54,221. Pick Three Pool \$70,013.

- \$2 EXACTA (1-4) PAID \$39.00
\$2 QUINELLA (1-4) PAID \$16.20
\$3 PICK THREE (6/2/1) PAID \$120.20

6745—EIGHTH RACE. One Mile. Purse \$46,000. Allowance. 4-year-olds and up.

Table with columns: Index, Horse and Jockey, Wt, PP, ST, 1/4, 1/2, 3/4, Str, Fin, To \$1. Rows include Flick, Sols, Tom Cruiser, Desormeaux, Royal Regatta, Blanc, Major Funding, Pincay Jr, Steps In Time, Douglas, Masterful Slew, Valenzuela, Harbour Dawn, Garcia.

- 4—FLICK 7.40 4.00 3.20
2—TOM CRUISER 3.60 2.80
6—ROYAL REGATTA 3.20

Off: 4:31 Time: :22 :2 46.2 1:10 4/5, 1:23 3/5, 1:36 2/5, Track: Clear & Fast. Winner-b.g.4 Kris-Thakhayr, Tr-Richard, C Mettee Own-Judith Carmel, Mutual Pool \$322,188.80. Exakta Pool \$199,471. Quinella Pool \$35,358. Trifecta Pool \$239,307. Pick Three Pool \$78,323.

- \$2 EXACTA (4-2) PAID \$19.60
\$2 QUINELLA (2-4) PAID \$8.40
\$3 PICK THREE (2/1/4) PAID \$230.70
\$2 TRIFECTA (4-2-4) PAID \$287.00

6746—NINTH RACE. 6 1/2 Furlongs Purse \$19,000. Maiden Claiming. Fillies, 3-year-olds. Claiming Price: \$32,000-28,000.

Table with columns: Index, Horse and Jockey, Wt, PP, ST, 1/4, 1/2, 3/4, Str, Fin, To \$1. Rows include Wireless, Paterson, Operator Seven, Valenzuela, Besos, Haramia, Laxie, Blanc, Morning Dove, Nakatani, Victorious Rene'e, Pincay Jr, Ursula Major, Soranson, Y B Tardy, Pedroza, Angeleno, Barrio, Queen Helmsley, Delahoussaye, Trnydarling, Garcia.

- 10—WIRELESS 9.00 5.00 3.40
1—OPERATOR SEVEN 7.80 5.00
9—BESOS 4.80

Off: 5:01 Time: :22 :2 46.1 1:11 4/5, 1:18 4/5, Track: Clear & Fast. Winner-dbb.1.3 Phone Trick-Fancy Wings, Tr-Sanford Shulman Own-Hubbard & C Sczesny, Mutual Pool \$243,296.70. Exakta Pool \$188,267. Daily Double Pool \$112,975. Trifecta Pool \$317,467. Quinella Pool \$33,949. Pick Three Pool \$125,140.

- \$2 EXACTA (10-1) PAID \$58.80
\$2 DAILY DOUBLE (4/10) PAID \$35.80
\$2 TRIFECTA (10-1-8) PAID \$226.40

WIN ODDS ONLY SAX 4-18-96 2 8 D

SAX 4-18-96 6 8.5 D

ADJUSTED		
BOTTOM	BETTING	
LINE	LINE	
LS	ODDS	
1 RESPO	22.5	EVEN P
2 EXPLO	17.5	EVEN
3 MISSM	16.5	2-1
4 MATRA	7.0	7-1 S
5 PRITH	6.0	8-1
6 UNDER	1.0	20-1

LOST WIN

SAX 4-18-96 3 5.5 D

MDN

ADJUSTED		
BOTTOM	BETTING	
LINE	LINE	
LS	ODDS	
1 INDIC	21.0	EVEN
2 MAZAR	20.0	EVEN P
3 SOCIA	14.0	2-1
4 BUZZY	13.5	3-1 W

LOST WIN

SAX 4-18-96 7 6.5 T

ADJUSTED		
BOTTOM	BETTING	
LINE	LINE	
LS	ODDS	
1 SECLU	22.5	EVEN W
2 ICY L	21.0	EVEN P
3 NAME	13.0	3-1 S
4 TEACH	10.0	9-2

W P P EXACTA

SAX 4-18-96 4 6 D

ADJUSTED		
BOTTOM	BETTING	
LINE	LINE	
LS	ODDS	
1 SIDEP	19.5	EVEN
2 HALLE	19.0	EVEN P
3 TANSA	14.5	2-1
4 RENOW	10.5	9-2
5 BINTH	5.0	9-1 S

LOST WIN

SAX 4-18-96 8 8 D

MDN

ADJUSTED		
BOTTOM	BETTING	
LINE	LINE	
LS	ODDS	
1 SYN'S	18.5	EVEN
1 HE'S	18.5	EVEN P
2 OUR S	15.0	2-1 W
3 DINNE	10.5	9-2
4 JABAW	4.0	10-1

WIN P EX

SAX 4-18-96 5 6.5 D

ADJUSTED		
BOTTOM	BETTING	
LINE	LINE	
LS	ODDS	
1 HARBO	20.0	EVEN
2 FLICK	19.0	EVEN - W
3 MAJOR	14.5	2-1
4 STEPS	13.0	3-1

LEFT OUT PLACE HORSE FAV.

SAX 4-18-96 9 6.5 D

ADJUSTED		
BOTTOM	BETTING	
LINE	LINE	
LS	ODDS	
1 DIXIE	22.5	EVEN
2 DANJI	20.0	EVEN W
3 DRY G	15.0	2-1
4 PERFE	9.0	5-1 S

MDN

ADJUSTED		
BOTTOM	BETTING	
LINE	LINE	
LS	ODDS	
1 WIREL	21.0	EVEN W
2 LEXIE	19.5	EVEN
3 QUEEN	16.0	2-1
4 OPERA	12.0	7-2 P

WIN PL EXACTA

For generations handicappers have been warned against opening day, and especially closing day, because (allegedly) games get played that are tantamount to fixing or some other form of cheating. Here is the closing day of Santa Anita's 1996 winter meet.

CLOSING DAY

Santa Anita Charts

Los Angeles Turf Club, Inc. Santa Anita Park, Arcadia, California. Copyright 1995 by Daily Racing Form, Inc. Reproduction prohibited. All finishes confirmed by Eclipse Photography, Inc. Monday, April 22, 1996. 87th Day of a 87-Day Meet.

6776 - FIRST RACE. 1 1/16 Miles, Purse \$20,000. "Curious Clover." Starter Allowance. Fillies and mares, 4-year-olds and up.

Table with columns: Index, Horse and Jockey, Wt, PP, ST, 1/4, 1/2, 3/4, Str, Fin, To \$1. Includes horses like Realy Talented, R Douglas and Appealing Crusader, C Antley.

- 1 - REALY TALENTED 7.00 3.40 2.40
2 - APPEALING CRUSADER 3.40 2.40
3 - GOLD PUFF 2.80

Off: 12:32 Time: :23.2:47.3:1:12 1/5, 1:37 2/5, 1:44 Track: Clear & Fast. Winner-odds 5 Local Talent-Miss Realy Tr-Heath Stokes Own-Joseph, D Kowal. Mutuel Pool \$217,655. Exacta Pool \$151,640. Quinella Pool \$31,232. Trifecta Pool \$122,995.

\$2 EXACTA (1-8) PAID \$18.80 \$2 QUINELLA (1-8) PAID \$120.20
\$2 TRIFECTA (1-8-3) PAID \$68.80

6777 - SECOND RACE. 1 1/8 Miles Turf, Purse \$45,000. 4-year-olds and up. Claiming price \$50,000-45,000.

Table with columns: Index, Horse and Jockey, Wt, PP, ST, 1/4, 1/2, 3/4, Str, Fin, To \$1. Includes horses like Siebe, C McCarron and Aurvergne, M Garcia.

- 10 - SIEBE 37.20 15.20 8.80
5 - AUVERGNE 8.80 4.00
3 - CORDOVAR 3.80

Off: 1:00 Time: :24:1:48:1:12 2/5, 1:37 1/5, 1:43 4/5, Track: Clear & Firm. Winner-odds 6 Danar-Croud Day Tr-Frank Olivares Own-Malley or Olivares. Mutuel Pool \$267,351.80. Exacta Pool \$196,436. Daily Double Pool \$177,609. Quinella Pool \$38,194. Trifecta Pool \$220,486.

\$2 EXACTA (10-5) PAID \$352.80 \$2 DAILY DOUBLE (1/10) PAID \$135.80
\$2 QUINELLA (5-10) PAID \$125.20 \$2 TRIFECTA (10-5-3) PAID \$1,419.20

6778 - THIRD RACE. 1 1/16 Miles, Purse \$46,000. Allowance. 4-year-olds and up, bred in California.

Table with columns: Index, Horse and Jockey, Wt, PP, ST, 1/4, 1/2, 3/4, Str, Fin, To \$1. Includes horses like Natural Swinger, R Douglas and Holiday Dream, F Valenzuela.

- 2 - NATURAL SWINGER 4.80 3.00 2.40
5 - HOLIDAY DREAM 4.40 3.20
3 - BALLUMPH 3.80

Off: 1:30 Time: :23:2:47:1:11 3/5, 1:37 1/5, 1:43 4/5, Track: Clear & Fast. Winner-odds 4 Swing Tail Dawn-La Femme Natural Tr-John, W Seder Own-Oakrest Stable-Lessee. Mutuel Pool \$286,851. Exacta Pool \$303,438. Quinella Pool \$53,134. Pick Three Pool \$118,856.

\$2 EXACTA (2-5) PAID \$18.00 \$2 QUINELLA (2-5) PAID \$11.80
\$3 PICK THREE (1/10/2) PAID \$473.40

6779 - FOURTH RACE. 6 Furlongs, Purse \$22,000. 3-year-olds. Claiming price \$20,000-18,000.

Table with columns: Index, Horse and Jockey, Wt, PP, ST, 1/4, 1/2, 3/4, Str, Fin, To \$1. Includes horses like Boyeville, C Nakatani and TwistintheNiteaway, G Gonzalez.

- 6 - BOYEVILLE 8.80 5.80 4.20
1 - TWISTINTHENITEAWAY 13.40 8.20
6 - COURAGEOUS PETE 4.20

Off: 2:01 Time: :21:4:51:57.1:10 1/5, Track: Clear & Fast. Winner-odds 3 Gumboy-Bolderville Tr-Roger, M Stein Own-Mike Feldman. Mutuel Pool \$305,888.20. Exacta Pool \$322,342. Quinella Pool \$56,484. Pick Three Pool \$83,339.

\$2 EXACTA (5-1) PAID \$138.80 \$2 QUINELLA (1-5) PAID \$78.20
\$3 PICK THREE (10/2/5) PAID \$1,028.40

6780 - FIFTH RACE. One Mile Turf, Purse \$50,000. 3-year-olds. Claiming price \$42,500-55,000.

Table with columns: Index, Horse and Jockey, Wt, PP, ST, 1/4, 1/2, 3/4, Str, Fin, To \$1. Includes horses like Homecoming Flag, C McCarron and Freedom To Fly, B Blanc.

- 2 - HOMECOMING FLAG 14.40 8.80 5.80
6 - FREEDOM TO FLY 8.20 5.80
5 - SHEETAN 7.80

Off: 2:32 Time: :23:1:47:1:11 3/5, 1:37 1/5, 1:43 4/5, Track: Clear & Firm. Winner-odds 7 Just In Case-Trim Tr-Heath Stokes Own-Joseph, D Kowal. Mutuel Pool \$328,862.50. Exacta Pool \$249,955. Quinella Pool \$45,139. Double Pool \$136,361. Trifecta Pool \$384,398. Pick Three Pool \$164,153.

\$2 EXACTA (3-4) PAID \$20.80 \$2 QUINELLA (3-7) PAID \$93.40
\$2 TRIFECTA (2-4-5) PAID \$174.40 \$3 PICK THREE (2/5/2) PAID \$183.30

6781 - SIXTH RACE. 6 Furlongs, Purse \$37,000. Maiden 3-year-olds.

Table with columns: Index, Horse and Jockey, Wt, PP, ST, 1/4, 1/2, 3/4, Str, Fin, To \$1. Includes horses like Cuvee Brut, A Sols and Nomo, B Blanc.

- 8 - CUVEE BRUT 6.80 3.60 2.80
5 - NOMO 6.20 3.80
9 - BLUE GRASS BLUES 6.20

Off: 3:03 Time: :21:3:44:2:56:3:1:09 2/5, Track: Clear & Fast. Winner-ch-d 3 Pantelous.

\$2 EXACTA (8-5) PAID \$31.40 \$2 QUINELLA (5-8) PAID \$22.00
\$3 PICK THREE (5/2/8) PAID \$358.20 \$2 TRIFECTA (8-5-9) PAID \$372.40

6782 - SEVENTH RACE. 5 1/2 Furlongs, Purse \$33,000. 4-year-olds and up. Claiming price \$32,000-28,000.

Table with columns: Index, Horse and Jockey, Wt, PP, ST, 1/4, 1/2, 3/4, Str, Fin, To \$1. Includes horses like Chip's Nite Out, C Nakatani and George August, A Sols.

- 6 - CHIP'S NITE OUT 5.00 3.40 2.80
8 - GEORGE AUGUST 6.40 3.80
4 - SIR ARCHIE 3.80

Off: 3:33 Time: :22:45:56.4:1:03 Track: Clear & Fast. Winner-b-g 8 Boys Nite Out-Whitting Eloise Tr-Mike Mitchell Own-Gary W & Timothy, R Burke. Mutuel Pool \$354,383.70. Exacta Pool \$270,397. Quinella Pool \$45,037. Trifecta Pool \$277,222. Pick Three Pool \$78,677.

\$2 EXACTA (8-4) PAID \$29.20 \$2 QUINELLA (8-8) PAID \$19.00
\$3 PICK THREE (2/8/8) PAID \$168.00 \$2 TRIFECTA (8-4-4) PAID \$139.00

6783 - EIGHTH RACE. About 6 1/2 Furlongs Turf, Purse \$100,000-added. "San Simeon Handicap." Grade III. A Handicap for 4-year-olds and up.

Table with columns: Index, Horse and Jockey, Wt, PP, ST, 1/4, 1/2, 3/4, Str, Fin, To \$1. Includes horses like Ski Dancer, G Stevens and Daggett Peak, M Pedroza.

- 6 - SKI DANCER 5.40 3.20 2.40
4 - DAGGETT PEAK 9.00 3.40
2 - BOULDERDASH BAY 2.80

Off: 4:03 Time: :22:44.4:1:07 4/5, 1:13 4/5, Track: Clear & Firm. Winner-b 14 Baldskidance Song Tr-Gary Jones Own-Kallenberg Thoroughbred Inc. Mutuel Pool \$364,979.30. Exacta Pool \$373,011. Quinella Pool \$60,943. Pick Three Pool \$111,775.

\$2 EXACTA (6-4) PAID \$40.80 \$2 QUINELLA (4-6) PAID \$29.80
\$3 PICK THREE (8/8/6) PAID \$63.80

6784 - NINTH RACE. 7 Furlongs, Purse \$14,000. Fillies and mares, 4-year-olds and up. Claiming price \$12,500-10,500.

Table with columns: Index, Horse and Jockey, Wt, PP, ST, 1/4, 1/2, 3/4, Str, Fin, To \$1. Includes horses like Czenna Katarina, A Sols and Magic Moon, B Trill.

- 1 - CZARINA KATARINA 7.40 4.40 3.40
9 - MAGIC MOON 11.80 6.80
6 - POLISH GOLD 7.80

Off: 4:34 Time: :23:46.2:1:11 1:23 4/5, Track: Clear & Fast. Winner-b-m 5 Pirateer-Northern Czarina Tr-Sanford Shuman Own-Ronald, L Charles. Mutuel Pool \$284,575. Exacta Pool \$214,403. Trifecta Pool \$297,915. Quinella Pool \$39,321. Pick Three Pool \$102,863.

\$2 EXACTA (1-9) PAID \$125.40 \$2 QUINELLA (1-8) PAID \$81.60
\$2 TRIFECTA (1-9-6) PAID \$1,490.80 \$3 PICK THREE (8/6/1) PAID \$89.40

6785 - TENTH RACE. 1 1/16 Miles, Purse \$20,000. Starter Allowance. 4-year-olds and up.

Table with columns: Index, Horse and Jockey, Wt, PP, ST, 1/4, 1/2, 3/4, Str, Fin, To \$1. Includes horses like Adorn, B Blanc and Five Star Flag, O Vargara.

- 3 - ADORN 11.20 6.20 4.20
7 - FIVE STAR FLAG 12.80 6.20
8 - TWO PUNCH GLEN 5.80

Off: 5:04 Time: :23:1:46.4:1:10 3/5, 1:36 3/5, 1:43 1/5, Track: Clear & Fast. Winner-b-g 7 Just In Case-Trim Tr-Heath Stokes Own-Joseph, D Kowal. Mutuel Pool \$328,862.50. Exacta Pool \$249,955. Quinella Pool \$45,139. Double Pool \$136,361. Trifecta Pool \$384,398. Pick Three Pool \$164,153.

\$2 EXACTA (3-7) PAID \$181.20 \$2 QUINELLA (3-7) PAID \$93.40
\$2 TRIFECTA (3-7-8) PAID \$845.40 \$3 PICK THREE (6/1/3) PAID \$203.10
\$2 DAILY DOUBLE (1/3) PAID \$43.40

NO WAGER

SAX 4-22-96 (1) 8.5 D

BOTTOM LINE	BETTING LINE	ODDS
1 APPEA 19.5	EVEN	1
2 REALL 18.0	EVEN	1
3 KUDUZ 15.5	2-1	2
4 GOLD 9.5	5-1	3
5 ERINO 8.0	6-1	4
6 WIND 6.5	8-1	5

W P WIN \$7.00 EXACTA NOT WAGERED

SAX 4-22-96 (5) 8 T

BOTTOM LINE	BETTING LINE	ODDS
1 HOMEC 17.5	EVEN	1
1 WESTO 17.5	EVEN	1
2 SHEET 14.5	2-1	2
3 FREED 12.0	7-2	3
4 RASH 5.0	9-1	4
5 COLOS 1.0	20-1	5

\$1,574 40 TRIPLECTA NOT WAGERED DUMB! W=1440 S EXACTA 120 60

SAX 4-22-96 (2) 9 T

BOTTOM LINE	BETTING LINE	ODDS
1 GARRI 21.5	EVEN	1
2 MEMEN 20.0	EVEN	1
3 CORDO 16.5	2-1	2
4 AUVER 15.5	2-1	2
5 SIEBE 6.0	8-1	3
6 CHANT 0.0	20-1	4
6 SORRI 0.0	20-1	4
6 CAMPT 0.0	20-1	4

W \$37.20 EXACTA \$392.20

SAX 4-22-96 (7) 5.5 D

BOTTOM LINE	BETTING LINE	ODDS
1 PROFI 16.0	2-1	2
2 STUHL 15.0	2-1	2
3 CHIP' 13.5	3-1	3
4 ARP 11.0	4-1	4
5 GEORG 7.0	7-1	7
6 SIR A 4.0	10-1	10
7 TOUCH 3.5	12-1	12
8 PREMI 2.0	15-1	15

PL 1340 ACTROSS BOARD EXACTA \$125.40 NO WIN BET

SAX 4-22-96 (3) 8.5 D

BOTTOM LINE	BETTING LINE	ODDS
1 NATUR 18.0	EVEN	1
2 HALF 17.5	EVEN	1
3 TRES 15.0	2-1	2
4 HOLID 12.5	7-2	7
5 BALLU 10.5	9-2	9
6 BEST 7.0	7-1	7

W \$4.60 NO BET LOST

SAX 4-22-96 (8) 6.5 T

BOTTOM LINE	BETTING LINE	ODDS
1 DAGGE 18.5	EVEN	1
2 SKI D 18.0	EVEN	1
3 BOULD 17.5	EVEN	1
4 MAKIN 17.0	3-2	3
5 EXPEL 10.0	9-2	9

W EXACTA 40.60

SAX 4-22-96 (9) 7 D

BOTTOM LINE	BETTING LINE	ODDS
1 WALTZ 19.0	EVEN	1
2 COURA 18.0	EVEN	1
3 BOYSV 15.0	2-1	2
4 DAN T 10.0	9-2	9
5 TWIST 7.5	7-1	7

EXACTA \$135.60 W=9.60 P=13.40 VALUE!

BOTTOM LINE	BETTING LINE	ODDS
1 CZARI 20.0	EVEN	1
2 HOLLY 18.0	EVEN	1
3 JOHNN 11.5	4-1	4
4 ALASK 10.0	9-2	9
5 MAGIC 6.0	8-1	8
6 DESPR 5.0	9-1	9
7 FIRST 2.0	15-1	15

\$740 EXACTA 125.40 P@18.50/1 VALUE!

SAX 4-22-96 (10) 8.5 D

BOTTOM LINE	BETTING LINE	ODDS
1 MONOG 19.5	EVEN	1
2 ADORN 13.5	3-1	3
3 SACK 10.0	9-2	9
4 PROSP 9.0	5-1	5
5 FIVE 8.0	8-1	8
6 WHERE 4.0	10-1	10
7 TWO P 3.5	12-1	12
8 GUNNY 1.0	20-1	20

W \$11.20 EXACTA 161.25 P VALUE @ 19.80/1

OPENING DAY
Hollywood Park Charts

Copyright 1996 by Daily Racing Form, Inc. Reproduction prohibited.
Hollywood Park Race Track, Inglewood, California.
All finishes confirmed by Eclipse Photography, Inc.
Friday, April 26, 1996 — 1st Day of a 87-Day Meeting.

7001 — FIRST RACE, 6 Furlongs, Purse \$16,000, Claiming, Fillies & Mares, 4-year-olds and up. Claiming Price: \$16,000-14,000.

Table with columns: Index, Horse and Jockey, Wt, PP, ST, 1/4, 1/2, 3/4, Str, Fin, To \$1. Contains race results for 7001.

Off 7:01 Time: :22.2 45.4 :57.3 1 10 1/5, Track: Clear & Fast Winner-b.m. 6 Taylor S

\$2 EXACTA (7-1) PAID \$13.20
\$2 QUINELLA (1-7) PAID \$7.40

7002 — SECOND RACE, 5 1/4 Furlongs Purse \$25,000, Maiden Claiming, Fillies & Mares, 3-year-olds and up. Claiming Price: \$50,000-45,000.

Table with columns: Index, Horse and Jockey, Wt, PP, ST, 1/4, 1/2, 3/4, Str, Fin, To \$1. Contains race results for 7002.

Off 7:30 Time: :17.0 44.2 1 09 3/5, 1 16 1/5, Track: Clear & Fast Winner-b.l.3 Wolf

\$2 DOUBLE (7/7) PAID \$36.40
\$2 EXACTA (7-4) PAID \$83.60
\$2 QUINELLA (4-7) PAID \$42.20

7003 — THIRD RACE, 1 1/16 Turf Purse \$43,000, Allowance, Fillies & Mares, 3-year-olds and up. Note: Stretch start - rail at zero.

Table with columns: Index, Horse and Jockey, Wt, PP, ST, 1/4, 1/2, 3/4, Str, Fin, To \$1. Contains race results for 7003.

Off 7:59 Time : 23.3 46.3 1-10 2/5, 1-35 1-41 Track: Clear & Firm Winner-b.m.5 Gnlr

\$2 DOUBLE (7/1) PAID \$36.00
\$2 EXACTA (1-5) PAID \$53.40
\$3 PICK THREE (5,7/7/1) PAID \$276.90
\$2 QUINELLA (1-5) PAID \$31.80

7004 — FOURTH RACE, 1 1/8 Miles, Purse \$35,000, "Buen Chico".

Table with columns: Index, Horse and Jockey, Wt, PP, ST, 1/4, 1/2, 3/4, Str, Fin, To \$1. Contains race results for 7004.

Off 8:30 Time: :23.1 :47.1 1 11 1/5, 1 36 4/5, 1 50 1/5 Track: Clear & Fast Winner-ch.g.6

\$2 DOUBLE (1/1) PAID \$30.40
\$2 EXACTA (1-4) PAID \$33.00

7005 — FIFTH RACE, 1 1/4 Miles, Turf Purse \$70,000 Added, "Bo Derek Stakes" 4-year-olds and up. Note: Chute start - Rail zero.

Table with columns: Index, Horse and Jockey, Wt, PP, ST, 1/4, 1/2, 3/4, Str, Fin, To \$1. Contains race results for 7005.

Off 9:01 Time: :23.4 :47.1 1 11 1/5, 1 34 3/5, 1 56 2/5 Track: Clear & Firm Winner-

\$2 DOUBLE (1/4) PAID \$38.50
\$2 EXACTA (4-6) PAID \$17.80
\$3 PICK THREE (1/1/4) PAID \$221.10

7006 — SIXTH RACE, 6 Furlongs, Purse \$26,000.

Table with columns: Index, Horse and Jockey, Wt, PP, ST, 1/4, 1/2, 3/4, Str, Fin, To \$1. Contains race results for 7006.

Off 9:32 Time : 21.3 :44.2 :56.2 1 09 2/5, Track: Clear & Fast Winner-b.g.4 Mining

7007 — SEVENTH RACE, One Mile, Turf Purse \$75,000 Added, "Blaze O'Brien Stakes" 4-year-olds and up, Cal-breds. Note: Stretch start - rail at zero.

Table with columns: Index, Horse and Jockey, Wt, PP, ST, 1/4, 1/2, 3/4, Str, Fin, To \$1. Contains race results for 7007.

Off 1:03 Time: :23.3 :47.3 1 10 3/5, 1 34 2/5, Track: Clear & Firm Winner-b.g.4 Ljr Vier-

\$2 DOUBLE (7/1) PAID \$62.00
\$2 EXACTA (1-9) PAID \$56.00
\$3 PICK THREE (4/7/1) PAID \$281.30
\$2 QUINELLA (1-9) PAID \$31.80
\$2 TRIFECTA (1-9-2) PAID \$163.80

7008 — EIGHTH RACE, 6 Furlongs, Purse \$125,000 Added, "Los Angeles Handicap" (Grade III) A Handicap for 3-year-olds and up.

Table with columns: Index, Horse and Jockey, Wt, PP, ST, 1/4, 1/2, 3/4, Str, Fin, To \$1. Contains race results for 7008.

Off 1:34 Time: :21.1 :44.5 3 108 1/5, Track: Clear & Fast Winner-2-ch.g.4 Cure The

7009 — NINTH RACE, 5 1/2 Furlongs Purse \$18,000, Maiden Claiming, 3-year-olds and up. Claiming Price: \$32,000-28,000.

Table with columns: Index, Horse and Jockey, Wt, PP, ST, 1/4, 1/2, 3/4, Str, Fin, To \$1. Contains race results for 7009.

Off 11:07 Time: :21.4 :44.3 1:09 3/5, 1:16 1/5, Track: Clear & Fast Winner-ch.c.3 Pr-

mership-Stellar Performer, Tr-Mike Harrington Own-Robert, E Resoff, Mutual Pool

HOL 4-26-96 6 6 D

HOL 4-26-96 1 6 D

ADJUSTED		BETTING	
BOTTOM	LINE	LINE	ODDS
1 SARIT	22.5	LS	EVEN
2 PELLI	22.0	LS	EVEN
3 MAGIC	15.0	LS	2-1

HOL 4-26-96 2 6.5 D

W
#460
NO BET

ADJUSTED

ADJUSTED		BETTING	
BOTTOM	LINE	LINE	ODDS
1 DEVON	20.5	LS	EVEN
2 BACAV	20.0	LS	EVEN
3 PRIME	9.0	LS	5-1
4 CLOVE	7.0	LS	7-1
5 SARAT	5.5	LS	9-1
6 RARE	5.0	LS	9-1
7 COSMO	3.0	LS	12-1

HOL 4-26-96 7 8 T

L
LOST

ADJUSTED

ADJUSTED		BETTING	
BOTTOM	LINE	LINE	ODDS
1 LAKE	23.0	LS	EVEN
2 BRAND	15.0	LS	2-1
3 FINIT	13.0	LS	3-1
4 GOULA	11.0	LS	4-1
5 BREND	7.5	LS	7-1

HOL 4-26-96 3 8.5 I

W
(MDN)
*W*17*
P

ADJUSTED

ADJUSTED		BETTING	
BOTTOM	LINE	LINE	ODDS
1 AWESO	24.5	LS	EVEN
2 DRESS	14.0	LS	2-1
3 HUNDR	9.0	LS	5-1
4 GEENG	8.0	LS	6-1
5 SUBTL	6.0	LS	8-1
6 ARRIV	3.0	LS	12-1
7 COCOO	2.0	LS	15-1

HOL 4-26-96 8 8 D

W
*W*1260*
S
EXACTA
\$56

ADJUSTED

ADJUSTED		BETTING	
BOTTOM	LINE	LINE	ODDS
1 LITTL	23.5	LS	EVEN
2 MEDIN	19.0	LS	EVEN
3 TAKE	14.0	LS	2-1
4 FRIPP	10.0	LS	9-2

HOL 4-26-96 4 9 D

W
ENTRY-W-P
*EXACTA*5340*
P/S 7.00
W (OH) 7.00

ADJUSTED

ADJUSTED		BETTING	
BOTTOM	LINE	LINE	ODDS
1 FIRST	18.0	LS	EVEN
2 PAYIN	16.0	LS	2-1
3 ABAGI	12.5	LS	7-2
4 COMIN	12.0	LS	7-2
5 SCORE	6.0	LS	8-1
6 KINGD	4.0	LS	10-1

HOL 4-26-96 9 6.5 D

W
DEAD HEAT
BET
NO PROFIT
W > DA
P/S

ADJUSTED

ADJUSTED		BETTING	
BOTTOM	LINE	LINE	ODDS
1 C. J.	23.0	LS	EVEN
2 BUSY	19.5	LS	EVEN
3 SET O	15.0	LS	2-1
4 BIG S	11.0	LS	4-1
5 FEARL	2.0	LS	15-1

HOL 4-26-96 5 10 T

W
\$11.00
P Fav.

ADJUSTED

ADJUSTED		BETTING	
BOTTOM	LINE	LINE	ODDS
1 RIVER	20.5	LS	EVEN
2 STAR	20.0	LS	EVEN
3 NOWHE	18.0	LS	EVEN
4 DEEP	16.0	LS	2-1

HOL 4-26-96 6 6 D

L
LOST
(MDN)

ADJUSTED

ADJUSTED		BETTING	
BOTTOM	LINE	LINE	ODDS
1 FLYIN	24.0	LS	EVEN
2 BON P	18.0	LS	EVEN
3 BLUEG	14.0	LS	2-1
4 PARME	10.5	LS	9-2

HOL 4-26-96 7 8 T

W
*EXACTA*1780*
P-640
S

Final Words...

- Keep your Model Profile current.
- Correlate Early-Late with Both/And.
- Use your Vector Graph to determine profit making running patterns.

Doing this will make longshots as easy to get as low paying horses.

The only three worthwhile mutuels - April 18 - (non- maiden races with first time starters)

6739—SECOND RACE, One Mile, Purse \$29,000, Claiming, Fillies & Mares, 4-year-olds and up, Claiming Price: \$25,000-22,500.

Index	Horse and Jockey	WL	PP	ST	1/4	1/2	3/4	Sr	Fin	To \$1
6492	Miss Lady Bug, Desormeaux	116	5	2	1 1/4	1 1/4	2 1/4	17	17	7.10
6506	Response, Anley	118	7	4	2 1/4	2 1/4	3 1/4	21	21	2.10
6418	Matra, Stevens	118	4	1	2 1/4	2 1/4	2 1/4	30	30	5.20
6543	Miss Moon Princess, Blanc	109	2	3	2 1/4	2 1/4	3 1/4	21	21	12.60
6426	Underwater Love, Nakater	116	5	7	7	7	7	51	51	4.30
6426	Explosive Illusion, Pedrote	116	3	6	2 1/4	2 1/4	3 1/4	6	6	2.30
6418	Primea, Black	116	6	7	2 1/4	2 1/4	3 1/4	6	6	37.30

Claimed — Underwater Love-Lima Family Trust-Jack Carava, Explosive Illusion-John & Gladys Tomagal-BB Spewil, Response-Keh & Marshal-Robert W Marshall

- 3—MISS LADY BUG..... 16.20 5.60 4.20
- 7—RESPONSE..... 3.40 2.80
- 4—MATRA..... 3.60

Off: 1:30 Time: 23:47.2 1:12 4/5, 1:25 1/5 1:38 Track: Clear & Fast Winner-D 115 Rough Past-Tarabita, Tr-John, K Dolan Own-Dolan, H Hinds & Hibound Stable Mutuel Pool \$209,005.70, Exacta Pool \$175,854, Daily Double Pool \$91,739, Quinella Pool \$35,026

\$2 EXACTA (5-7) PAID \$63.60
 \$2 DAILY DOUBLE (7/8) PAID \$40.80
 \$2 QUINELLA (5-7) PAID \$23.80

6741—FOURTH RACE, 6 Furlongs, Purse \$22,000, Maiden Claiming, 3-year-olds, Claiming Price: \$40,000-35,000

Index	Horse and Jockey	WL	PP	ST	1/4	1/2	3/4	Sr	Fin	To \$1
6594	Our Secret Affair, McCarron	118	3	6	3 1/4	3 1/4	4 1/4	17	17	4.90
6650	He's Tricky On Top, Desormeaux	118	7	4	2 1/4	2 1/4	3 1/4	21	21	10.50
6544	Highland Hero, Sols	118	4	5	2 1/4	2 1/4	3 1/4	32	32	7.60
6558	Dinner And Dancing, Anley	118	6	1	5 1/4	5 1/4	6 1/4	5	5	4.80
6550	Syn's Way, Douglas	118	5	2	1 1/4	1 1/4	2 1/4	4	4	0.70
6544	Retakale, Pincay Jr	118	2	7	7	7	7	7	7	21.30
6544	Jabawab, Vergara	116	1	3	2 1/4	2 1/4	3 1/4	6	6	60.30

Claimed — Highland Hero-D & H Alpari-Matvin F Stute, Syn's Way-Lima Family Trust-Jack Carava

- 3—OUR SECRET AFFAIR..... 11.80 5.80 3.60
- 8—HE'S TRICKY ON TOP..... 8.00 4.80
- 4—HIGHLAND HERO..... 4.60

Off: 2:32 Time 22:1 45.3 58:1-10 4/5, Track: Clear & Fast Winner-g 103 Black Tie Allie Secret Voice Tr-William Shoemaker Own-Eclipse Stable & Papiano Mutuel Pool \$303,894.30, Exacta Pool \$245,297, Quinella Pool \$36,753, Trifecta Pool \$248,411, Pick Three Pool \$66,587

\$2 EXACTA (3-8) PAID \$77.00
 \$2 QUINELLA (3-8) PAID \$45.40
 \$3 PICK THREE (5/4/3) PAID \$638.50
 \$2 TRIFECTA (3-8) PAID \$617.60

6744—SEVENTH RACE, 1 Mile 1/8 Fur, Turf Purse \$42,000, Claiming, Fillies & Mares, 4-year-olds and up, Note: Rail at 30 feet, Claiming Price: \$60,000-46,000.

Index	Horse and Jockey	WL	PP	ST	1/4	1/2	3/4	Sr	Fin	To \$1
6419	Expensive Star, Blanc	109	1	4	2nd	1 1/4	-	1st	1 1/4	3.90
6270	Hallelujah Angel, Stevens	118	4	3	3 1/4	4 1/2	-	3 1/4	2nd	1.80
6438	Bintjar Dundat, Nakater	114	6	1	4 1/4	3rd	-	2nd	3 1/4	6.00
6593	Sidepocketeue, Douglas	114	3	6	8	5 1/2	-	5 1/2	3 1/4	8.70
6438	Renova, Sols	114	2	2	1 1/4	2 1/4	-	4 1/2	5 1/2	2.50
6438	Theresa, Pedrote	116	5	5	2 1/4	6	-	6	6	8.50

- 1—EXPENSIVE STAR..... 9.80 5.20 3.80
- 4—HALLELUJAH ANGEL..... 3.80 2.60
- 6—BINTJAR DUNDAT..... 3.40

Off: 4:01 Time: 22:1:45 1:09 2/5, 1:15 4/5, Track: Clear & Firm, Winner-d 66 m 5 Habibony-River of Stars, Tr-Bruce Headley Own-Robert Spasiano, Mutuel Pool \$312,447, Exacta Pool \$311,924, Quinella Pool \$54,221, Pick Three Pool \$70,013

\$2 EXACTA (1-4) PAID \$39.00
 \$2 QUINELLA (1-4) PAID \$16.20

PACELINE DATA

#	NAME	L	DIST	S	1stC	2ndC	3rdC	FinC	BL1	BL2	BLS	BLF	SR	TV	ADJ	N
1	16.20	1	8.0	D	23.0	47.2	112.4	138.0	0.00	0.00	0.00	0.00	79	0	0.0	1
2	11.80	1	6.0	D	22.1	45.3	58.1	110.4	2.00	0.60	0.00	0.00	85	0	0.0	2
3	9.60	1	6.5	T	22.1	45.0	109.2	115.4	1.00	0.00	0.00	0.00	88	0	0.0	2

Early-Sustained BOTH/AMD Difference Graphic -- RAW

SA 4-18-96

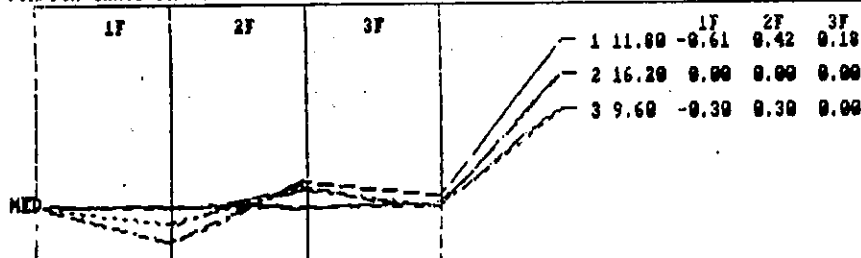
SA 04-18-1996 RACE
 Pace Launcher Late/Early Difference Graphic

NAME	L	N	RAW	LATE	EARLY
16.20	1	1	-8.0	█	█
11.80	1	2	6.8	█	█
9.60	1	2	6.8	█	█

NAME	L	N	%EARLY	%SUST
16.20	1	1	45.3	█
11.80	1	2	53.9	█
9.60	1	2	53.3	█

POR/POH CHAOS FRACTIONAL VECTORS

SA 4-18-96



NOTE: THE CLUSTER TOWARD THE MEAN. ALL WINNERS RAN ESSENTIALLY EARLY. OUR QUESTION: HOW EARLY AND WHAT 3rd FRACTION DID THEY GET AWAY WITH??

NAME	L	N	TOT	R	DEF	PPS				ENERGY			
						F1	F2	F3	SC	F1	F2	F3	MED-E
16.20	1	1	160.05	-3	10.87	55.70	51.97	52.38	54.40	34.80	32.47	32.73	87.27
11.80	1	2	168.22	-2	2.70	59.10	56.85	52.48	57.79	35.13	33.87	31.19	88.81
9.60	1	2	170.92	-1	L	59.28	58.07	53.57	58.87	34.68	33.97	31.34	88.88

ALL WON WITH SLOW 3rd FRACS. EXCEPT \$9.60

- ✓ 16.20 = 25:1
- ✓ 11.80 = 25:1
- ✓ 9.60 = 30.4 (24:3)
- TURF

DIAGRAM OF RUNNING PATTERNS

1
WIRE TO WIRE



2
"TURN TIME" (2nd Fraction) MOVE



3
HIDDEN ENERGY




4
"TURN TIME" (2nd Fraction)
Decline



5
LATE MOVER



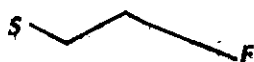
6
ONE MOVE CLOSER



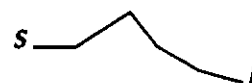
7
EARLY - SLOW DESCENT



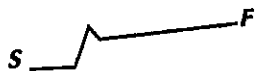
8
SLOW START
BIG MOVE
GRADUAL DESCENT



9
TURN TIME MOVE
THEN DECLINE




10
TURN TIME MOVE
FOLLOWED BY 3 F MOVE



11
LEADS ALMOST TO FINISH
THEN FADES



12
LEADS - FADES -
ATTEMPTS COMEBACK,
BUT DOES NOT WIN



SARATOGA



August 2 • 3 • 4 • 1996

***The Desmond Americana
Albany, New York***

Sunday August 4 • Saratoga for a day at the races



Of all the seminars we've done throughout the country,

the Albany/Saratoga Seminar

has been the one that clients have requested MOST!

So, we're coming back... plan your dates.

We'll have flyers with registration information out in May.

