


The FOLLOW UP

with Howard G. Sartin, Ph.D.

EVOLUTION

ISSUE # 56



INDICAPPING REVU

MORE PROFIT - LESS WORK

Publisher's Desk	1
On Line with Shane	5
Editor's Desk	7
Glen Connolly	11
From The Top	21
Mark Cramer	32
David Barrios	37
Commentary	38
Class & Class Ratings	46
Exotics	50
Winning in Hong Kong via Satellite	58
Psychology of Winning	59
Vox Populi	64
Meet The Press	68
Problem Race	69
Final Words	73

The FOLLOW UP is published six (6) times a year by O. Henry House, Inc. in conjunction with the Inland Empire Institute. Subscription price is \$72 per year third class mail and \$87 per year first class & Canadian mail. Back issues available @ \$12.50 ea. California residents add 7.75% sales tax. If you have any problem with your subscription or have a change of address, please contact O. Henry House at the address below. All information in this publication is for informational purposes only.

The FOLLOW UP

O. HENRY HOUSE, INC.

1390 E. 6th Street, Ste 5

Beaumont, CA 92223

909-845-5907

between 1 and 3 Pacific time

Please address all correspondence to this address. This includes submission of material for publication consideration, letters to the editor, opinions, comments - whatever.

Thank you,
Spencer Toner
Managing Editor

O. HENRY HOUSE, INC.



THE SARTIN
METHODOLOGY

1390 E. 6th Street #5

O. Beaumont, CA 92223



STATEMENT OF POLICY

The Sartin Methodology is based in Psychotherapy and its goals are NOT directed toward fostering the illusions or delusions of gamblers seeking magic solutions for picking winners. We are primarily a healing arts organization dedicated to providing an alternative solution to mainstream psychiatry's prescription of total abstinence for non-winning handicappers. Our slogan is - and always has been -

"THE CURE FOR LOSING IS WINNING"



COPYRIGHT 1995 O. HENRY HOUSE, INC.


All right reserved. No part of this work may be reproduced or transmitted in any form or by any means, electronic or mechanical, including photocopying and recording, or by any information storage or retrieval system, except as may be expressly permitted by the 1976 Copyright Act or in writing from the publisher.

Past Performance and Results charts copyrighted by Daily Racing Form, Inc.

DOC SARTIN

FROM THE

Publisher's Desk



MUCH OF THIS ISSUE is dedicated to helping you make *more* money through an advanced selection method. As a harmonious counterpoint to this procedure comes a thoroughly tested ODDS LINE to show you where the most VALUE lies in your top contenders. Assuming that you follow a consistent Contender/Paceline procedure as detailed so often in the Follow Up and, for downloaders, any of "The Hat" programs, the longer priced choices with any real chance of offering a payoff, seldom appear beyond the top three. Only twice in many hundreds of tests, do they come from as far down as the top five.

The program has been tested effective at tracks throughout the U.S., Canada, and tracks in Asia; most notably Hong Kong, from which you'll see a bonafide report from Canadian Client, Frank Plank in this issue.

If you do not get comparable results it is only because you have violated the virtual rules we've detailed for Contender/Paceline selection referred to above. If you are ignoring such "rules" I cannot complain. I'm a great advocate of violating "rules" so long as such deviation is beneficial. When doing so becomes self-destructive, I'll take rules over such destruction anytime.

The fact that our Bottom Line with Betting Line has a different, more easily defined appearance than previous versions, does *not* mean that we've entered the Odds Line Value arena for the first time. From the beginning we produced LINE SCORES that produced both a Model *and* wagering values based on that model. Then, in 1990 we produced an actual Odds Line based on a horse's WIN chances in percentages. This was 100% line, fulfilling the erroneous demands of the linear mathematicians who dominated the literature of making Odds Lines. The only possible flaw in our percentage line in Thoromation and Synergetic Match-Up is that they deviated drastically according to whether one used a (1) or (2) adjustment. If the appropriate adjustment was used, the Odds percentage was superior to whatever was second best.

We have dedicated ourselves to producing the best selection method available; focusing heavily on the profit potential of our selection since before 1982, I find the words of *this* book, published in 1995, inexcusable:

Betting two horses per race is strictly for beginners. It's a psychological strategy. You'll go to the win window much more often by betting two horses. The trouble is, every time you win a bet, you're giving away one point in odds because of your losing bet. (Assuming that you bet the same amount on each horse.)

The Sartin Methodology urges its followers to bet two horses per race and dutch them as follows: 60 percent of the total wager on the short-odds horse and 40 percent on the long-odds horse. This is *not* a very good way to do things. You're much better off doing the opposite: 60 percent of your bet should go on the long-odds horse and 40 percent on the short-odds horse. The absolute best way to dutch horses is to bet them in proportion to their edge-to-odds ratios. In fairness to Sartin, he's almost forced into his betting scheme because his method doesn't generate a betting line. It's strictly a selection-oriented method.

Dick Mitchell
COMMON SENSE BETTING
WM. MORROW, 1995

It always amazes me when a major publisher, like Morrow, fails to check on the accuracy of statements made by their authors. If the subject were history, medicine or archaeology, I'm sure they would. But in publishing handicapping books they'll print anything with total disregard for the facts.

We have *never* been "strictly a selection-oriented method." Furthermore the writer of that piece knows it. The idea that betting 40 percent on your low odds horse and 60 percent on the high odds contender was always ludicrous and is even more so in today's racing world where, especially at major tracks, the mutuels on all but a few races each day are lower than in the 1980's. This despite the fact that when they are higher, they are higher than ever before. I've detailed the reason for that in a number of previous Follow Up's.

If one wagers more on a **high odds** potential than a low, he/she will *lose money* on days like these:

Hollywood Park

Hollywood Park Race Track, Inglewood, California.
 Copyright 1986 by Daily Racing Form, Inc.
 Thursday, December 21, 1986. 27th Day of a 30-Day Meet.

Santa Anita Charts

Los Angeles Turf Club, Inc. Santa Anita Park, Arcadia, California.
 Copyright 1986 by Daily Racing Form, Inc. Reproduction prohibited.
 All finishes confirmed by Eclipse Photography, Inc.
 Wednesday, January 3, 1988. 7th Day of a 87-Day Meet.

WIN ODDS, ONLY

ADJUSTED

	BOTTOM LINE	LS	BETTING LINE	ODDS
<i>#1100</i> W1	MY MI	14.5	2-1	<i>1100</i>
W2	ASTRO	14.0	2-1	<i>ONLY VALUE OF DAY</i>
3	UNDER	10.5	9-2	
3	SAUCY	10.5	9-2	
4	NIGHT	9.0	5-1	
5	GOOD	8.0	6-1	

SA 1-3-88 2 6 D

	BOTTOM LINE	LS
1	WESTE	20.5
W2	SIMPL	15.5
P3	CHIEF	14.0
4	DON P	12.5
5	MI PR	9.5
6	TRACK	0.0

	BETTING LINE	ODDS
	EVEN	
2-1		<i>\$2500</i>
2-1		<i>\$500</i>
7-2		<i>EX. \$1030</i>
5-1		
20-1		

	BOTTOM LINE	LS	BETTING LINE	ODDS
<i>620</i> W1	CHIP	20.0	3-2	<i>620</i>
W2	MAXIB	17.0	7-2	
3	IVYLE	12.5	5-1	
4	TURN	9.5	6-1	
5	DEFER	8.0	12-1	
6	BET A	3.0		

SA 1-3-88 3 8.5 D

	BOTTOM LINE	LS
<i>620</i> W1	FLY H	18.5
P2	DUTCH	15.5
3	NEW A	13.0
4	MAJOR	7.0
5	FRENQ	6.0
6	GJARM	4.0
7	LUCKI	3.5
8	DANCI	2.0

	BETTING LINE	ODDS
2-1		<i>W \$600</i>
2-1		<i>P \$400</i>
3-1		<i>S \$2400</i>
7-1		<i>\$760</i>
8-1		<i>\$5800</i>
10-1		
12-1		
15-1		

	BOTTOM LINE	LS	BETTING LINE	ODDS
<i>600</i> W1	DUC D	23.0	2-1	<i>600</i>
W2	ANONY	15.5	2-1	
3	SHARP	14.0	8-1	
4	MARK	6.5	9-1	
5	ADORN	5.0	10-1	
6	EAGLE	4.0	12-1	
7	SCOTT	3.0		

SA 1-3-88 5 8.5 D

	BOTTOM LINE	LS
<i>600</i> W1	NEW B	22.5
W2	NIGHT	18.5
3	GIVE	10.0
4	BROKE	9.5
5	VIC'S	7.0
6	NO CO	2.0

	BETTING LINE	ODDS
	EVEN	<i>\$600</i>
9-2		
5-1		
7-1		
15-1		

	BOTTOM LINE	LS	BETTING LINE	ODDS
<i>520</i> W1	ETHER	20.5	2-1	<i>520</i>
2	PELLI	16.0	7-2	
3	LUCKY	12.5	6-1	
4	CHARB	8.0	10-1	
5	TIZ F	4.5	10-1	
6	MISS	4.0	15-1	
7	BALLA	2.0	15-1	
7	LA NA	2.0		

SA 1-3-88 6 8.5 D

	BOTTOM LINE	LS
<i>440</i> P1	SEATT	17.5
<i>540</i> W2	MR PE	14.0
3	NOBLE	11.5
4	VON F	10.0
5	RAISE	7.0
6	SPIRI	6.5
7	ALYBO	6.0
8	MERIT	3.5
9	DROP	1.0

	BETTING LINE	ODDS
	EVEN	<i>\$400</i>
2-1		<i>\$500</i>
4-1		<i>EX. \$19-</i>
9-2		
7-1		
8-1		
8-1		
12-1		
20-1		

SA 1-3-88 7 8 T

	BOTTOM LINE	LS
<i>540</i> W1	NIMBL	20.5
1	ALL C	20.5
2	WINDR	18.5
3	SILVE	9.0

	BETTING LINE	ODDS
	EVEN	<i>\$500</i>
	EVEN	
5-1		

On days like this 60-40 or, when necessary, 70-30 will give you *some* profit. For more profit, you had to bet and *win* the one Value race on each of these days. Those of you who are Spot players and would eschew such races would have to content yourself with a *very small* profit. Yet, pity the "Value" advocates and those telling you to bet *less* on the **low odds** winners. On such days, as well as on many others, those applying the meticulously accurate linear mathematics from *Common Sense Betting*, will lose to a degree so discouraging that it could dissuade them from ever betting again (which for some, would be a good idea). Linear math and common sense may go together like love and marriage, horse and carriage. But, unfortunately, successful handicapping *defies* common sense logic. Linear math is, for the most part, a thing of the past, especially when applied to the kind of numbers we and, in recent years, most other methodologies employ.

My daughter Mary is my editorial watchdog. She frequently edits out of my articles anything I might say "negative" about anyone. Takes a lot of fun out of life but she's probably correct. However, in this issue it's absolutely necessary to identify by name the those who have publicly stated or published inexactitudes about me and the Sartin Methodology. Without identifying the names of the famous and infamous whose words and works have misled the handicapping public, my arguments would have little meaning. I've been as kind as possible and, in a few instances, *too* kind. I'm not so much concerned with the welfare of an easily misled public as I am about *you*. I realize that you've read all these "Value" books and might be confused over the accuracy of their thesis.

If you agree with them, fine. If not, or you have some doubts, I'll attempt, in this issue, to fortify those doubts and show you why your disagreement is completely sound.



August 2 • 3 • 4 • 1996


***The Desmond Americana
Albany, New York***

***Seminar ~ Friday and all day Saturday & Saturday night
Sunday August 4 ~ We take a chartered bus to Saratoga for a day at the races
Sunday evening banquet ~ a night of Food, Entertainment & Fun!***



Of all the seminars we've done throughout the country, the Albany/Saratoga Seminar has been the one that clients have requested MOST! We're coming back... plan your dates.

Look for your flyer with registration information in May.



ON LINE with Shane

HIGH or LOW DENSITY ?

If you intend to order any of our installable programs, please let us know if you want it on a high or low (double) density disk. Normally, a low density disk will work fine in a high density drive but I have found that there are some computers out there that don't take kindly to low density disks that are protected. If you have a notebook computer, it is definitely high density you want. If you have an older computer or you aren't sure if yours has a high density floppy drive, call a computer outlet and perhaps they can tell you. Better yet, try to format a blank high density disk from your floppy drive. If it refuses to format, you have a low density only drive.

CALLING UP A DOWNLOADED RACE ON AN INNER TRACK

Let's say you just downloaded a day's races from Aqueduct and those races are all on the inner track and you're going to put them through Quad Rater or Pace Launcher. You have already created a name for the inner track you called AQI and have entered the three year best for that inner track. You have picked your pacelines and have saved the race(s) and now you're ready to put them through Quad. When it asks for the track name, you enter AQI and then enter the month, date and year and call up the race number only to see "Race Not Found". All you need to do is re-enter the distance, surface and purse information and then press 2 for pacelines and the race will come up. This will apply to any track with an inner surface.


SUGGESTIONS ANYONE ?

It seems that a number of clients using Quad Rater benefited from the article dealing with the use of Quad's composite screen in Follow Up #55. At the recent Las Vegas seminar, Glen Connolly even called it "excellent". That made me feel really good! That article came about due to a suggestion from a client in New York (thanks Gerry!). So, if any of you out there have a suggestion for an article for "On Line" dealing with the use of any of our advanced programs, downloading, or what have you, by all means, send it in and I'll consider it for "On Line". Address it to:

*On Line c/o O. Henry House
1390 E. Sixth Street #5 • Beaumont, CA 92223*


Cathy

By Cathy Guisewite



If YOU plan on getting a new computer, get what *you need*, not what the salesperson SAYS you need! ...and check with us before buying.

SPENCER TONER _____



Editor's Desk



Las Vegas Seminar

At press time we still have the spirit of the March Las Vegas Seminar still with us. One client's comment as he left the hotel, " I felt the structure and the order of the seminar was just what we needed. This seminar will give me lots I can take home and use. I'm going to order Pace Launcher 3 as soon as I am home. I wish everyone could have attended."

Pace Launcher 3 was well launched. Most of the presenters had experience in its use and demonstrated its strengths. Pace Launcher 3 has earned its place as a proven weapon in the Sartin arsenal.

At breakfast on the last morning of getaway day, Dr. Sartin, Phil Gowens and I experimented with Pace Launcher 3's ability to use multiple pacelines for horses and reduce the lines to the viable lines for the race at hand. In the next Follow Up will be a write up of this procedure and by then enough races will have been run to test this technique's viability.

It's too important not to share the procedure. Stay tuned.

Philly Parks Telebetting

There are almost no free lunches. Philadelphia Park's telebetting has a daily charge of \$1.50 on those days you bet. It is a flat fee for the day regardless of how many bets are made on that day. Philly Park is considering an elimination of the fee. Let's encourage them!!

Response To Client's Uncertainty

Often the process of making money, which is the goal expressed by most as the real reason they are involved in handicapping, is the last thing they really want to talk and think about. Recently, a client said he very much wanted to talk about making money and was prepared with records to prove that he definitely had what it takes to go ahead and get his share. If the client had no records it would have been merely an intellectual discussion and no reality would exist.

The CLIENT'S question is:

"Since these records show what I can do, am I ready to bet?"

Let's look at his records (next page). He had ninety races which he said were all done without changing his procedure in any way. So, as we look at his recorded races and see that he has a win percentage of 64.44%, an average mutuel of \$8.05 on the races he won. We don't know what the odds were on each of his final two horses in his selection process.

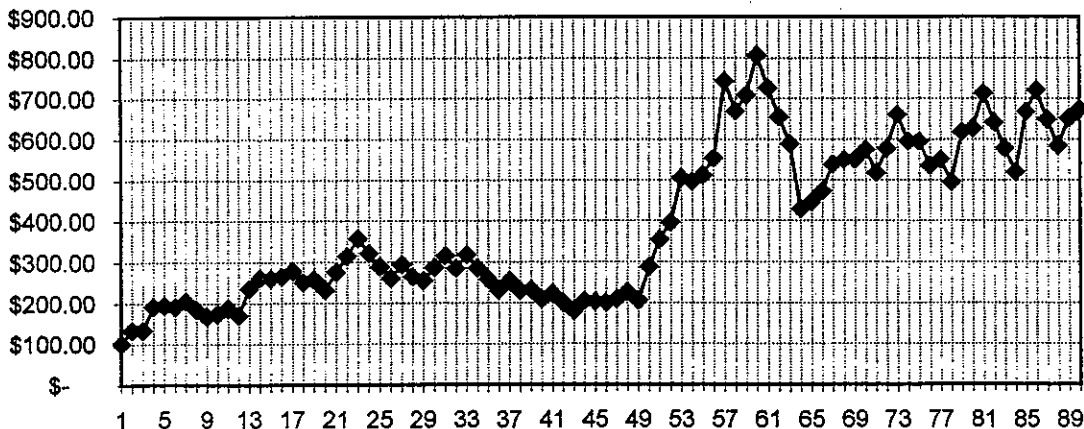
Running his data through the formulae given to us years ago by Huey Mahl, we can get some information to answer his question. He had a return on investment of 129.69%; a Kelly Criterion number of 29.33% which tells what the optimum percent of bankroll to bet. With 90 races, the bankroll by formulae would grow at a rate of 9.23 times the original bank roll, (data's 4th column: Normal Order Net Running Balance) if the bet size was set at 10% of bank roll. I hesitate to say that the growth rate using the full suggested Kelly would be 53.14 times the original bank roll because I have yet to meet anyone who has bet that aggressively and continued to use it even though it works (fear, I'm sure).

The data has been worked through, race by race, two different ways. The first way was in the exact order the races were recorded. The other way (data's 5th column) was as if the races had occurred in reverse order. The reason I've done this is to show what Huey Mahl has told us is correct. That it does not matter what order the races occur - you still get about the same dollar results.

One way the original \$100 grew to \$674, and in reverse order the bank grew to \$617. Essentially, the same gross dollars, either way you go. Many are unaware that the ORDER makes NO difference, when you bet a constant % of bank.

			Normal	Reverse
			Order	Order
Rac	Wi	Mutuel	Net Running	Net Running
#	Lo	Price	Balance	Balance
1	W	\$ 4.40	\$ 101.00	\$ 617.00
2	W	\$ 17.20	\$ 134.00	\$ 611.00
3	W	\$ 3.80	\$ 134.00	\$ 457.00
4	W	\$ 20.80	\$ 192.00	\$ 507.00
5	W	\$ 4.60	\$ 195.00	\$ 355.00
6	W	\$ 3.20	\$ 191.00	\$ 350.00
7	W	\$ 6.80	\$ 205.00	\$ 357.00
8	L	\$ -	\$ 185.00	\$ 333.00
9	L	\$ -	\$ 167.00	\$ 369.00
10	W	\$ 5.40	\$ 173.00	\$ 409.00
11	W	\$ 7.40	\$ 188.00	\$ 395.00
12	L	\$ -	\$ 170.00	\$ 365.00
13	W	\$ 18.40	\$ 236.00	\$ 405.00
14	W	\$ 8.40	\$ 262.00	\$ 297.00
15	W	\$ 3.60	\$ 260.00	\$ 268.00
16	W	\$ 4.80	\$ 265.00	\$ 271.00
17	W	\$ 6.20	\$ 279.00	\$ 286.00
18	L	\$ -	\$ 251.00	\$ 252.00
19	W	\$ 5.00	\$ 258.00	\$ 280.00
20	L	\$ -	\$ 232.00	\$ 273.00
21	W	\$ 11.40	\$ 276.00	\$ 303.00
22	W	\$ 9.40	\$ 314.00	\$ 254.00
23	W	\$ 9.40	\$ 357.00	\$ 225.00
24	L	\$ -	\$ 321.00	\$ 198.00
25	L	\$ -	\$ 289.00	\$ 220.00
26	L	\$ -	\$ 261.00	\$ 244.00
27	W	\$ 9.00	\$ 294.00	\$ 272.00
28	L	\$ -	\$ 264.00	\$ 242.00
29	W	\$ 2.60	\$ 255.00	\$ 268.00
30	W	\$ 9.00	\$ 287.00	\$ 278.00
31	W	\$ 8.20	\$ 316.00	\$ 248.00
32	L	\$ -	\$ 284.00	\$ 225.00
33	W	\$ 8.80	\$ 318.00	\$ 249.00
34	L	\$ -	\$ 286.00	\$ 223.00
35	L	\$ -	\$ 258.00	\$ 247.00
36	L	\$ -	\$ 232.00	\$ 275.00
37	W	\$ 7.80	\$ 255.00	\$ 305.00
38	L	\$ -	\$ 229.00	\$ 278.00
39	W	\$ 4.80	\$ 233.00	\$ 310.00
40	L	\$ -	\$ 209.00	\$ 304.00
41	W	\$ 6.80	\$ 223.00	\$ 338.00
42	L	\$ -	\$ 201.00	\$ 316.00
43	L	\$ -	\$ 181.00	\$ 352.00
44	W	\$ 9.40	\$ 206.00	\$ 392.00
45	W	\$ 3.40	\$ 203.00	\$ 346.00

			Normal	Reverse
			Order	Order
Rac	Wi	Mutuel	Net Running	Net Running
#	Lo	Price	Balance	Balance
46	W	\$ 3.60	\$ 201.00	\$ 351.00
47	W	\$ 5.60	\$ 209.00	\$ 355.00
48	W	\$ 7.60	\$ 227.00	\$ 341.00
49	L	\$ -	\$ 205.00	\$ 313.00
50	W	\$ 20.60	\$ 288.00	\$ 347.00
51	W	\$ 13.60	\$ 355.00	\$ 247.00
52	W	\$ 8.60	\$ 396.00	\$ 199.00
53	W	\$ 15.00	\$ 506.00	\$ 178.00
54	W	\$ 3.20	\$ 496.00	\$ 140.00
55	W	\$ 5.20	\$ 511.00	\$ 143.00
56	W	\$ 7.20	\$ 553.00	\$ 138.00
57	W	\$ 17.60	\$ 743.00	\$ 129.00
58	L	\$ -	\$ 669.00	\$ 95.00
59	W	\$ 6.40	\$ 709.00	\$ 105.00
60	W	\$ 9.60	\$ 807.00	\$ 99.00
61	L	\$ -	\$ 727.00	\$ 88.00
62	L	\$ -	\$ 655.00	\$ 98.00
63	L	\$ -	\$ 589.00	\$ 110.00
64	L	\$ -	\$ 429.00	\$ 122.00
65	W	\$ 5.80	\$ 446.00	\$ 136.00
66	W	\$ 6.40	\$ 472.00	\$ 130.00
67	W	\$ 9.60	\$ 539.00	\$ 123.00
68	W	\$ 4.80	\$ 550.00	\$ 109.00
69	W	\$ 4.00	\$ 550.00	\$ 107.00
70	W	\$ 5.80	\$ 575.00	\$ 107.00
71	L	\$ -	\$ 517.00	\$ 102.00
72	W	\$ 8.60	\$ 577.00	\$ 114.00
73	W	\$ 6.80	\$ 661.00	\$ 103.00
74	L	\$ -	\$ 595.00	\$ 96.00
75	W	\$ 4.00	\$ 595.00	\$ 106.00
76	L	\$ -	\$ 535.00	\$ 106.00
77	W	\$ 5.20	\$ 551.00	\$ 118.00
78	L	\$ -	\$ 495.00	\$ 114.00
79	W	\$ 13.80	\$ 618.00	\$ 126.00
80	W	\$ 4.60	\$ 627.00	\$ 102.00
81	W	\$ 9.60	\$ 714.00	\$ 100.00
82	L	\$ -	\$ 642.00	\$ 89.00
83	L	\$ -	\$ 578.00	\$ 99.00
84	L	\$ -	\$ 520.00	\$ 111.00
85	W	\$ 15.40	\$ 668.00	\$ 123.00
86	W	\$ 7.20	\$ 721.00	\$ 94.00
87	L	\$ -	\$ 649.00	\$ 88.00
88	L	\$ -	\$ 585.00	\$ 98.00
89	W	\$ 6.20	\$ 651.00	\$ 108.00
90	W	\$ 5.40	\$ 674.00	\$ 103.00



Looking at all this data a big question arises. How many races does one run to get enough data that is meaningful. I asked one student majoring in statistics this question. He said he would look into it. It's now been several months and no answer. I guess it was a bigger question than I realized.

The opportunity to talk to many clients has made me aware that those that win are not stepping out and betting enough money to make a significant difference in their lives. Also, they don't keep accurate records as this client did. Notice that these races certainly have an erratic pattern, just as life does. We don't give up on life so, just like life, keep going, keep betting!

Now, won't everyone agree that this client should be betting. We can see that in a relatively short number of days (16 days in his case) starting with one hundred dollars and letting it grow, his bank is over \$600. Having run his data through Huey Mahl's formulae we had even higher expectations. Is there any reason that until he reaches his own personal limit (as to how large he can comfortably bet), he should continue to bet a percentage of his bank roll. He can never go broke and it does not matter what order his bets win and lose, as long as he is making a flat bet profit.

This client has reached his goal. He said he is starting to realize that he can now have the financial independence he always dreamed was within reach. But, until now he did not know he could obtain it.

One lady with whom I talked said at the beginning of each race meet she got ahead and then seemed to lose the winnings back to the track. I hope she sees this article and keeps records. Winning races does not necessarily mean making money. She was probably doing fine, but without records, she didn't know how fine. Her solution was to quit betting after she got ahead, then she would not have the pain of losing the money back and have her bankroll disappear.

A three legged milking stool needs all three legs. With one leg missing you definitely find yourself sitting on the ground. Our 3 legs of the Methodology are: 1) the selection process: 2) how we bet and: 3) how we maintain our psychological balance that is necessary to win. Without three strong legs we definitely find ourselves falling without the support that we have available and should be using.

Prince Kodaka

Own: Regnaud Charles

EMIGH CA (1M 13 24 25 .87)

8Dec95-5Hou fsl 6f	:22	:46	:58	1:11	31	C1m 9000N2L
19Nov95-7Hou sly 5f	:21	:45	:59	1:05	31	C1m 10000
29Oct95-8Hou fsl 5f	:22	:46	:58	1:05	31	C1m 9000N2L
13Oct95-3Hou fsl 5f	:22	:46	:58	1:05	31	C1m 9000N2L
10Oct95-5Hou fsl 6f	:22	:45	:58	1:11	31	C1m 5000N2L
28Aug95-8EvD fsl 5f	:22	:46		1:06	31	C1m 7500N2L
11Aug95-6EvD fsl 7f	:21	:48	1:14	1:34	31	C1m 3500N2L
20Jly95-2EvD fsl 6f	:22	:45		1:12	31	C1m 3500N2L
30Jun95-4EvD sly 6f	:22	:46		1:13	31	C1m 2500N2L
10Nov95-10EvD fsl 5f	:23	:47		1:13	31	C1m 5000N2L

Ch. g. 4
Sire: Zuppardo's Prince (Cornish Prince)
Dam: Global Hanguip (Transworld)
Br: Doris Hebert (La)
Tr: Regnaud Charles (6 1 1 0 .17)

Lifetime Record: 25 3 5 3 \$14,815

1995	19	2	4	3	\$10,737	Turf	0	0	0	0
1994	6	1	1	0	\$4,078	Wet	2	0	1	0
FG	5	0	0	1	\$1,663	Dist	12	2	2	2

L 116

L 114	*2.30	88-20	Prince Kodaka 114** Sweet William R110** Tales Of War 116**	Held on 11
L 115	4.40	88-15	Sage M111** Wendy's Best Yet 112** Gray Starlight 117**	Lacked late bid 10
L 116	5.50	93-18	Cil Me Bob 114** Prince Kodak 116** Once For Choice 117**	4 wide into stretch 12
L 116	*1.50	95-11	Prince Kodaka 116** Lock Da Jaw 117** Barron Von Run 115**	Ridden out 11
L 115 b	4.00	81-12	Indian Fields 120** Bluewater Billy 120** Prince Kodaka 115**	Weakened late 11
L 118 b	25.70	83-17	Ghostly Prospector 118** Prince Kodaka 118** Kelly's Prince 118**	Rallied 12
L 118 b	3.80	69-12	Thank's J And T 122** Mr Moss 122** Grand Zardine 122**	No menace 10
L 117 b	5.90	86-10	Mc Turk 122** Raging Pocket 122** Colonel Ed 119**	Vied, clear, faltered 9
L 117 b	6.60	81-12	Texas Road 116** Prince Kodak 117** Found Gold 113**	Vied, led, outfinished 12
L 117 b	16.40	71-13	Flash Memory Magus 122** Elk Quill 117** Ziggy's Destin 122**	Went out 11

Beau Finesse

Own: Eaton Ren & Hodges Walter

WHITNEY D G (116 12 14 16 .10)

28Dec95-8FG fsl 6f	:22	:46	:59	1:12	31	C1m 10000N2L
30Nov95-8FG fm *1	:25	:50	1:16	1:40	31	Alw 5000s
23Nov95-7FG fm *1	:24	:48	1:14	1:33	31	Alw 19000N1x
27Oct95-8RP fm *1	:24	:48	1:13	1:33	31	Alw 7500N3x
18Oct95-8RP fsl 12	:24	:47	1:12	1:44	31	C1m 12500N2L
4Oct95-6RP fsl 11	:24	:48	1:12	1:43	31	C1m 12500N2L
27Sep95-8RP fsl 6f	:22	:45	1:11	1:18	31	C1m 12500N2L
7Sep95-8RP fsl 6f	:22	:45	1:11	1:18	31	C1m 12500N2L
11Aug95-8Ret fsl 6f	:24	:45	:57	1:12	31	C1m 5000N2L
29Jun95-6Ret my 7f	:22	:46	1:12	1:26	31	C1m 10000N2L

Ch. g. 5
Sire: Val de l'Orne (Fr) (Val de Loir)
Dam: Anna Geranias (Raja Baba)
Br: Seelice (Md)
Tr: Hodges Walter (6 1 1 0 .17)

Lifetime Record: 29 2 5 1 \$35,545

1995	17	1	3	1	\$10,345	Turf	9	0	1	0
1994	7	0	1	0	\$9,900	Wet	1	0	0	0
FG	1	1	0	0	\$4,800	Dist	8	2	2	0

L 1145

L 117 fb	8.60	85-13	Beu Finesse 117** Min Your Corn 117** Mstr J.M. 113**	Rail, bid, drew clear 9
L 117 fb	21.80	66-23	Bayou Patriot 116** Chourave 117** King Spruce 117**	7-w upper stretch 9
L 117 fb	26.50	74-18	Ship Of Fools 114** Caddo Junction 117** Gingold 115**	Bid, faltered late 10
LB 116 fb	30.90	70-25	Unrcble 119** Celtic Brve 116** Hot Springs Willie 116**	Improved position 10
LB 119 fb	2.70	73-31	Natural Fifty Six 115** Beau Finesse 118** Steal To The Sea 115**	Couldn't last 10
LB 119 fb	2.90	86-12	Junior Man 115** Jims Lode 115** Beau Finesse 119**	Inside to stretch 10
LB 119 fb	4.70	79-18	Log Pond 117** Jacks Or Better 116** Baris Best 115**	Steady gain 11
LB 116 fb	6.70	84-14	Brenda's Ziggy 115** Beau Finesse 116** Jacks Or Better 117**	Steady rally 12
L 120 fb	4.50	—	Tortio 120** Ambassador Six 120** Black Silver 116**	Even finish 9
L 122 fb	4.80	—	Raise A Rox 118** Power Paul 122** Born To Win 116**	Improved position 8

Best Boy's Jade

Own: Phillip Steve

ST JULIEN M (14 9 3 11 .06)

15Dec95-10FG fsl 6f	:22	:45	:58	1:12	31	C1m 5000
2Jly95-1LaD fsl 6f	:22	:45	1:10	1:16	31	C1m 10000
Awarded fifth purse money						
18Jun95-1LaD fsl 5f	:22	:46		1:04	31	C1m 10000
29May95-1LaD fsl 6f	:21	:44	:57	1:10		Alw 5000s
21May95-4LaD fsl 6f	:22	:44	:57	1:10		C1m 10000
12May95-6LaD gd 5f	:22	:45	1:11	1:18	31	C1m 12500
28Apr95-5LaD fsl 6f	:22	:45	:57	1:05		C1m 5000
20Mar95-7FG fsl 6f	:21	:45	:58	1:10		C1m 12500
21Jly94-7LaD fsl 6f	:22	:46	1:11	1:16	31	C1m 15000
15Jun94-4LaD fm *1	:23	:48	1:11	1:35	31	C1m 20000

Ch. g. 7
Sire: Raja's Best Boy (Raja Baba)
Dam: Martha's Jade (Traffic Mark)
Br: Phillip Steve (Tex)
Tr: Romero Lloyd J (21 2 2 1 .10)

Lifetime Record: 59 12 8 12 \$85,955

1995	8	1	2	1	\$7,162	Turf	3	0	0	1
1994	7	1	0	2	\$8,495	Wet	5	1	0	0
FG	9	1	0	3	\$16,330	Dist	18	2	1	3

L 117

L 117 fb	8.50	83-11	Super World 117** Dusty Sassafras 117** My Gal In Hour 122**	Led, weakened 12
L 116 fb	4.20	86-07	Devil's Claw 116** He'll Bether two 116** Joe K's Legend 113**	Tired 8
L 116 fb	4.70	91-10	Illustrious Bidder 118** He'll Bether two 116** Best Boy's Jade 116**	Outside 9
L 119 fb	3.40	96-07	Dealing Up 113** Dun Drwo 112** Best Boy's Jade 115**	Gamely, missed 7
L 116 fb	2.30	93-10	Illustrious Bidder 116** Best Boy's Jade 116** He'll Bether two 116**	Dueled, little left 8
L 114 fb	8.20	67-11	Waynes Tick 122** Dealing Up 113** Blues Dancer 116**	In tight 1/4, tired 10
L 116 fb	11.70	97-05	Best Boy's Jade 116** Hoist De Rum 116** Fall To Glory 116**	Ridden out 11
L 117 fb	6.10	88-11	Inspector Moomw 117** Sinte N 117** Joe K's Legend 114**	Forced pace, faded 6
L 116 fb	*2.20	82-18	Choice Settlement 113** Full Bank 116** Orbit Cinders 116**	Tired 9
L 116 fb	6.20	92-08	General Appeal 116** True Texas Twister 116** Mambo 118**	Gave way 10

WORKOUTS: Jan 6 FG 4 sly :48 H 4:53 Dec 30 FG 4 fsl :44 H 7:74 Dec 9 FG 5 sly :40 B 6:28 Dec 1 FG 3 fsl :37 B 12:26

FIRST RACE 6 FURLONGS. (1:06) STARTER ALLOWANCE. Purse \$8,000. 4-year-olds and upward which have started for a claiming price of \$5,000 or less in 1995-96. Weight: 122 lbs. Non-winners of two races since November 11, allowed 3 lbs. A race since then, 5 lbs. (DAY 34. WEATHER CLOUDY. TEMPERATURE 63 DEGREES.)

Fair Grounds JANUARY 11, 1996

Value of Race: \$3,800 Winner \$5,400; second \$1,800; third \$990; fourth \$540; fifth \$270. Mutuel Pool \$40,029.00 Exacta Pool \$35,462.00 Quintella Pool \$3,898.00

Last Raced	Horse	M/Eq/L	A/Wl	PP	St	1/4	1/2	Str	Fin	Jockey	Odds \$1		
29Dec95	5FG4	Wire Squire	Lbf	5	119	2	5	11	11	12	13	Bourque C C	2.50
29Dec95	5FG3	Paris Doctor	Lbf	9	117	3	4	3 1/2	2 1/2	3 1/2	21	Leblanc K P	3.40
28Dec95	5FG1	Beau Finesse	Lbf	5	114	6	1	6 1/2	6 1/2	4 1/2	31	Whitney D G 5	10.40
8Dec95	8Hou1	Prince Kodaka	Lf	4	116	5	6	4 1/2	5 1/2	5 1/2	4 1/2	Emigh C A	13.80
3Sep95	8LaD3	Unknown Actor	L	6	117	4	3	5 1/2	4 1/2	2 1/2	5 1/2	Romero S P	6.10
16Dec95	7Haw4	Too Ruff	Lb	5	117	1	7	7	7	7	6 1/2	Lejeune S P Jr	11.50
15Dec95	10FG5	Best Boy's Jade	Lbf	7	117	7	2	2 1/2	3 1/2	6 1/2	7	St Julien M	2.00

OFF AT 12:30 Start Good. Won driving. Time: :22, :46, :58, 1:11 1/2 Track fast.

\$2 Mutuel Prices:
 2-WIRE SQUIRE 7.00 3.60
 3-PARIS DOCTOR 4.00 2.80
 6-BEAU FINESSE 4.40

\$2 EXACTA 2-3 PAID \$20.00 \$2 QUINELLA 2-3 PAID \$9.20

BY
GLEN CONNOLLY

It is very appropriate that we celebrate the Mardi Gras theme at this seminar in March even if it is being held in Las Vegas. The New Orleans seminar has long been my favorite Sartin event of the year and for this reason the race we will handicap together is from the Fair Grounds.

It is a Starter Allowance race with a purse of \$9,000 for 4-year-olds and upward which have started for a claiming price of \$5,000 or less in 1995-96. The distance is 6 furlongs.

There are seven entries in this race. Doc Sartin has instructed us to enter all horses in fields of 7 or less and let the program do its thing. And that's what we'll do. Since it is helpful to get a feel for the relative strengths of the entries, let's first use the contender selection part of the Pace Launcher 3 program. See the printout of the "VISUAL ESP, CLASS, SCR, AND SPEED/BEYER screen. The column entitled "AVE" is the average of the rankings for SR + TV (TOT) and BYR (Beyer number ranking). In larger fields we would accept as contenders the best 4 or 5 and ties in "AVE" and eliminate the rest. This chart also shows the paceline selected.

Notice that Wire and Prince are tied on the first tier at 1.5 and that Paris and Unknown are tied on the second tier at 3.0. Note also that Wire is a visual Presser, Best is a visual Early, and the rest are Sustained visual running styles. TOOX means that we will extract (x) the sprint internal fractions from a route race for the horse TOO. This part of the program, which is also included in Quad-Rater, is an overlooked and underused capability—particularly by clients who still need such help in contender selection.

LET'S CONSIDER EACH HORSE

TOO RUFF: This horse is a dedicated router. By that I mean all races shown in his past performances are routes. The earnings box tells us he has run 6 races at today's distance sometime in his life, winning none but placing 3 times. Since he has the highest APV you can consider him for place, but all those recent routes will dull him for sprint competition. Haw and FG are both level 4 tracks.

WIRE SQUIRE: Used his third line back, best of the last three at the surface and structure. But don't overlook your tandem analysis in any race you handicap. Wire Squire and Paris Doctor competed against each other in their top lines—both earning an 86 speed rating. So we may be too generous using the third line back—just keep this in mind. He has won 5 out of 20 for a 25% win record.

after a layoff while dropping from 12,500 to 5,000. Today he's going from 5,000 up to a starter allowance. Also, looking at all winning lines in this race at the Fair Grounds, not one race was won wire-to-wire; no early nor early-presser winners. Why expect it today?

PARIS DOCTOR: 1995 was not a very good year for this 9-year-old horse. He did, however, overtake Wire Squire at the wire in his last race so we can't ignore him. Also today's race is his third back after an eight month layoff so he will no doubt perform well today too.

UNKNOWN ACTOR: The name certainly fits him! Four months layoff and only one workout over a month ago. Notice his first race back after a layoff on 24Feb at this track in which he trailed by about 10 or more lengths throughout! The top two races were on the turf, so use the fourth line back, although he's not for me today.

PRINCE KODAKA: His raw top line is impressive. But all his races were run at either Hou or EvD. EvD is a level 10 track and Hou is level 9 on the Comparative Track Class Level Chart. So I can't take this horse seriously for win consideration. He will probably hurt Best Boy's Jade's attempt to get the lead.

BEAU FINESSE: What a big win in his last race! It was only a non-winner of 2 lifetime race, but he should be competitive today. His 1995 and lifetime records suggest to me that he probably won't finish better than second. Use the shape of the earnings record (1-3-1 and 2-5-1) to suggest how a horse might perform today.

BEST BOY'S JADE: On 28Apr he shows a wire-to-wire win which suggests that he is a type 1 (first call) Need-to-lead horse. He couldn't hold the lead in his first race back after a six month layoff at Clm5000. I've found early speed sprinters often run their best race in the first race back. His only win showing was a second race back

PACE LAUNCHER

Since this is a seven horse field, we have initially accepted all the entries. Since we have shippers from much lower class tracks, I'm going to use the manual adjustment described in the Pace Launcher manual. In my own handicapping I'd immediately eliminate these horses from win consideration (Unknown Actor and particularly Prince Kodaka who would get high ratings and thereby distort the readouts), but by leaving them in we will see the power of the Pace Launcher program. By the way, for those of you using AODDS+, you would probably use the track blocking feature to eliminate pacelines run at the tracks in question.

Refer to the printouts for Paceline Data and for ATM Adjustments.... The data presented clearly shows the effects of various adjustments employed in this race. Using an average variant of 17, see how the program makes the adjustment due to differences in variant. First, we employ a zero variant range of 16-18; this means there is no adjustment made for these variants. Let's look at Paris who has a variant of 11. If we subtract the bottom of the average variant range, 16, from Paris' variant of 11 we get $11 - 16 = -5$. This value is divided by 2 to get TV ADJ = -2.5 . Since the race was run at the Fair Grounds no additional adjustment is needed.

Note that the NET ATM appears in the ADJ column of the Paceline Data screen. Track and surface adjustments appear in the T&S column and reflect the differences in 3-year best speed ratings. The presence of T&S ratings reminds us that we have shippers in the race and that we should check for track class. Also the value of T&S is applied to the Speed Rating when we are presented the option to equalize distances. One last point on this screen is the variant assigned to TOO. The racing form shows a variant of 07, but the Pace Launcher manual tells us never to enter a variant less than 10; if the variant is less than 10 then enter 10. Regarding the Wire/Paris tandem, since I didn't use the tandem lines, I didn't enter a "1" in the "T" column for these horses.

As you can see, these screens convey a wealth of information. You can make eliminations directly from the paceline screen. Who would be uncomfortable eliminating Unknown and Best? You would have the race down to 5 horses. Prince is the horse from Hou; now it's down to 4 for win! Whoa! I'm getting ahead of myself. Let's look at some other readouts.

IMPORTANT WARNING FOR DOWNLOADERS: If you import an API file created by AODDS, the T&S column will have all ZEROS in it. It is essential that you use your EDIT function to go to the Speed Rating column for EACH HORSE and retype it. If the first horse had an 86 then retype 86 and press enter, and press enter again for the variant. If the horse is a shipper, the program will compute and display the appropriate adjustment in the T&S column. See the small type at the bottom of page 24 in the Paceline Manual.

Select menu option #1 to view the Energy Generator – Raw screen. This screen should be familiar to you all. In Pace Launcher you can choose raw or adjusted presentations. Notice that Wire shows no deficiencies in Total Energy. The HI/LO Difference of 6.77 suggests that scratches and/or adjustments are also called for.

Select menu option #6 for the CPR Graphic-Adjusted. Review all the data presented, but we'll emphasize CPR on this screen; on the next screen, Factor W. These two viable variables strongly point to potential winners. Notice that TOO and UNKNOWN are ranked 6th and 7th on both screens. They show little to nothing in EPR, LPR and HIDDEN and can safely be eliminated. We'll come back to the Late/Early and BOTH/AND graphics after we look at some other screens.

Turn to the Bottom Line-Betting Line screen. The adjusted columns confirm that Unknown and Too rank poorly, but the wonderful result is that the win, place and show horses are ranked 1st, 2nd and 3rd. We knew that the adjusted rankings were appropriate to this particular race. See how well Prince came up on the raw--just as we expected him to do, but our adjustments give a more valid assessment of his abilities. If you bet from the raw you'd get the winner and exacta, whereas the adjusted ratings give you the winner, exacta and trifactor (if one had been offered) in the top three horses AND IN THE EXACT ORDER OF FINISH. Let's hide Unknown and Too and review some additional printouts.

	BOTTOM		BETTING		ADJUSTED	
	LINE	LB	LINE	ODDS	BOTTOM	BETTING
1 WIRE	24.0		EVEN		24.0	EVEN
2 PARIS	15.0		2-1		18.0	EVEN
3 BEAU	11.5		4-1		15.5	2-1
4 PRINC	11.0		4-1		11.0	4-1
5 BEST	5.0		9-1			
6 TODX	3.0		12-1			
7 UNKNO	0.0		20-1			

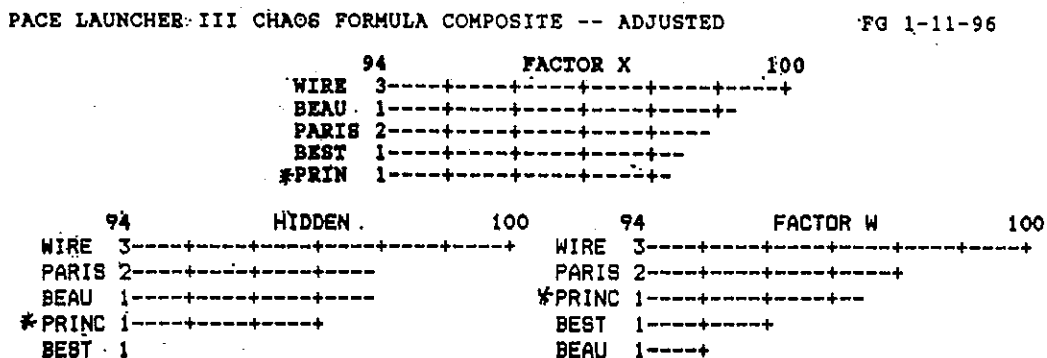
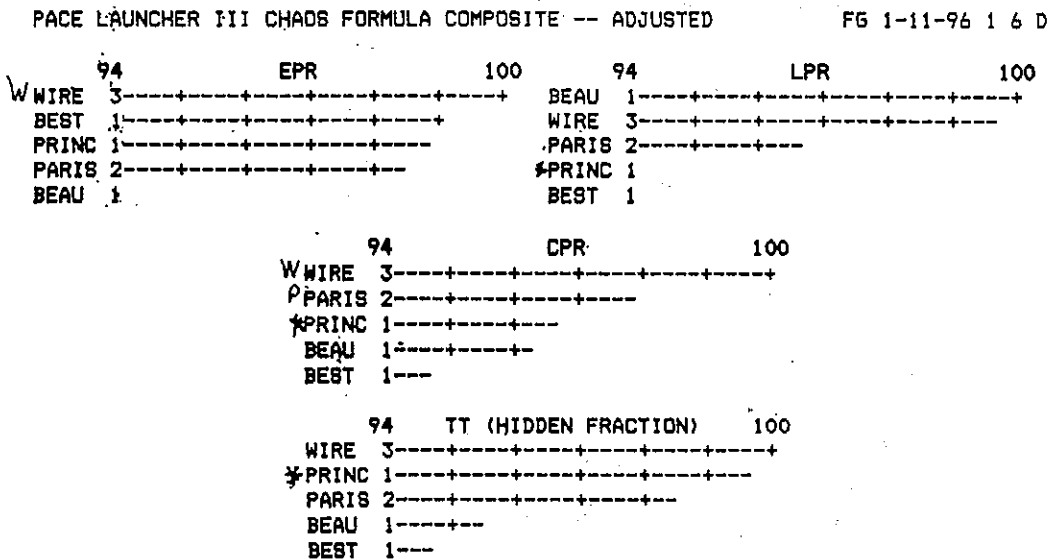
*

I just received another version of Pace Launcher 3 which has some great new features: Velocity Vector Graphs (V) and Pace Match-Up Graphs (P). These screens will give you valuable insights into the running of the race. Clearly UNKNOWN doesn't belong and TOO is consistently second worst of the bunch. On the other hand WIRE and PARIS come up very well on both graphs. Examine all the graphs and adjustments available. The Velocity Vector graphs really appeal to me due to my engineering background. Decide what is comfortable for you to use.

*
CURRENT CLIENT VERSION

Now let's select menu #4, RATINGS—Adjusted. The first screen gives you all the improved Phase I information which we already reviewed in graphical form so it is not printed again. The next two screens show the line diagrams for all important parameters: EPR, LPR, CPR, TT, Factor X, HIDDEN and Factor W. CPR and Factor W are the first two ratings to evaluate since they often point to the winner. Wire and Paris are #1 and #2 in both. In previous versions of Pace Launcher I've recommended using either a point system or assigning "Xs" to the top horses in each category in order to synthesize all of these ratings. But Doc Sartin has made this unnecessary due to the inclusion of the next screen we'll review: the COMPOSITE SCREEN. The Composite screen gives us a line score and rank order of all the horses left in the race. I find it useful as a corollary to the Bottom Line-Betting Line screen.

Return to the graphic presentations and review the two screens that complement each other: the LATE/EARLY Difference Graphic and the BOTH/AND Difference Graphic. These charts suggest Beau and Wire as win bets. Running style suggest Best and Prince are too early and can't win. These screens can be effectively used for modeling purposes by surface, distance and to some extent class (high-average-low). For exotic wagers, keep records for win, place and show




Pace Launcher III Composite -- ADJUSTED


FG 1-11-96 1 6 D

#	NAME	L	N	T	EPR	LPR	CPR	TT	HID	FW	FX	LS	RANK
1	WIRE	3	3		1	2	1	1	1	1	1	8	1
2	PARIS	2	3		3	4	2	2	2	2	3	18	2
3	BEAU	1	3		5	1	4	4	2	5	2	23	3
4	BEST	1	1		2	5	5	4	4	4	4	29	4
5	PRIN	1	2		4	3	3	3	3	3	5	24	3

FG 01-11-1996 RACE 1 DIST 6 SURF D PURSE \$9,000 |w5000s-4+
Pace Launcher CPR Graphic--ADJUSTED




FG 01-11-1996 RACE 1 DIST 6 SURF D PURSE \$9,000 |w5000s-4+
Pace Launcher Hidden Energy and Factor W Graphic--ATM



FG 01-11-1996 RACE 1 DIST 6 SURF D PURSE \$9,000 |w5000s-4+
Pace Launcher Late/Early Difference Graphic

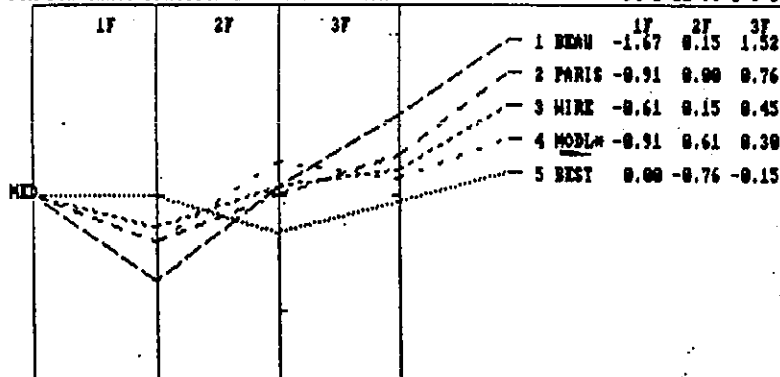


Early-Sustained BOTH/AND Difference Graphic -- ADJUSTED FG 1-11-96 1 6 D



POR/POH CHAOS FRACTIONAL VECTORS

POR/POH CHAOS FRACTIONAL VECTORS -- ATM FG 1-11-96 1 6 D



*WIN MODEL

THOROMATION IIA

The top screen shows the horses paused about 2/3 to 3/4 of the way across the screen. I'm trying to see the horses at the second call. Paris is in the lead. Next is Thoromation after the horses complete their trip across the screen. Wire is clearly the winner but the rest of the horses are bunched in typical 2 adjustment fashion.

The first Instant Pre-play screen (win energy, SP) shows our win bets are Wire and Beau. The second Instant Pre-play screen (EXDC) shows Paris as the counter energy horse. Notice that the designated in-the-money horse is Prince. I prefer Paris over Prince and the program provides help in this separation. When employing the 2 adjustment the Total Kpd and to some extent Total Exdc are very helpful readouts. They give the same three horses: Beau, Wire and Paris. (If the 1 adjustment was used, I've found Total Energy should be used instead of Total Kpd in the decision process.)

A very nice feature included in Thoromation IIA is ENTROPY's Sort DC/V Composite screen which is the one most clients use. Now you don't have to load the Entropy program—just select #1 on the abbreviated menu. Look at the Entropy readout and see how strongly the winner, Wire, is identified. Phase I data is available at menu selection 4; #1 CPR is WIRE.

WAGERS & RESULTS

Win bets are Wire and Beau
Exacta box horses are Wire, Beau and Paris
No triple wager was available on this race

Wire Squire	7.00	3.60	2.80
Paris Doctor		4.00	2.80
Beau Finesse			4.40

* \$2 Exacta 20.00

GLEN'S PROCEDURE HERE IS EXACTLY THE SAME ONE WE USE TO GET LONG SHOTS. WE SHOW A "BREAD & BUTTER" RACE BECAUSE, IN TODAY'S RACING YOU HAVE TO GET THESE KINDS OF RACES ALONG WITH THE HIGHER PAYING ONE'S.

BORT DC/V COMPOSITE

COPIES AUTOMATICALLY
TO THOROMATION

XX

Name	Ep/dv	P/dv	Ho/dv	Td/dv	Pa/dv	Total
PRIN1	1	1	3	3	3	11
WIRE3	2	2	1	1	1	7
PAR12	3	3	4	4	4	18
BEAU1	4	4	2	2	2	14


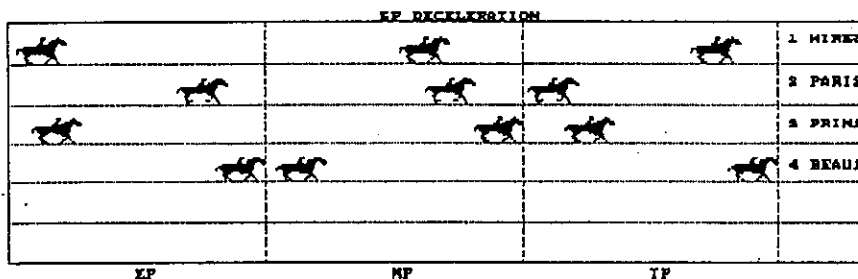


XX

RAW

COMPOSITE RATINGS
XX

Name	Mpr	Lpr	Cpr	XE	Diff
WIRE3	88.5	87.5	176.0	50.28	+1.00
PAR12	88.0	85.5	173.5	50.72	+2.50
PRIN1	90.0	83.0	173.0	52.02	+7.00
BEAU1	82.0	87.0	169.0	48.52	-3.00

RAW



Once again...

from the top

by Doc Sartin



A Special Series of
Articles for Beginners and a
Refresher Course for those in need



Form Cycle Analysis

The +, 0 and (+).

In reviewing past *From The Top* articles,
I was shocked to learn that this vital subject was never included.

I have many clients who are winning *consistently* for the first time because they no longer worry about contender/pace line selection. They merely follow our contender guideline of using the best five speed rating (plus Variant, when applicable) as contenders and the best of the last three Speed Ratings (again, plus variant where applicable) at a COMPARABLE distance, track class, surface, unless Match Up factors in the projected conformation of the race dictate mixing dirt and turf horses. They often do, especially if one engages in Exacta (Perfecta) and Trifecta wagering.

Other clients, wishing to enhance their insight and intuitive ability want nothing to do with any automatic process and continue to seek guidance in contender/pace line selection. This is a commendable quality that I encourage, if they are able to achieve their goal through cognition, as opposed to just stubbornly resisting.

We receive packages from clients sending us an average of over 10 problem races per week. They mail Racing Forms with their pacelines underlined, their computer readouts and results. With few exceptions, these are *non-winning* or break-even clients. We want to help them. That's our main reason for existing. Yet, I seldom see anything on their Racing Forms to indicate that they have examined a horse's form cycle by application of the Plus, Zero, or Plus within a Zero (+, 0, or (+)).

For non-winners this is an inexcusable omission.

Form cycle analysis with this simple preliminary procedure is fast and highly effective. Almost by itself it has turned my son, Shane, into a winner because it enables him to eliminate non-contenders and pick predictive pace lines. After only a few weeks of training he was able to function at a consistent 60+ % win proficiency with no previous interest in horse racing, no storehouse of popular books or systems and, above all, no bad

handicapping habits to break. In less than a year of utilizing the power of the +, 0 and (+) concept, his win percentage rose to over 70%, wagering on two horses to win per race.

As you view our sample races you will note that while we **do** often use a contender's *last* line, when justified, we will just as often go back several races, *when appropriate*. It is virtually impossible to find any consistently identifiable rule for effective paceline selection, unless one is a rigid Spot Player. The solution lies not so much in line selection as in the *running pattern* of the horse itself.

In winning about two thirds of your races you will, of course, lose one third. Some of these losses can be attributed to a pace line selection because in handicapping, no procedure works 100% of the time. The problem plaguing most "horseplayers" is their focus on the short term failures inherent in any procedure rather than their long term success rates. In short, they zig and zag, altering their procedure after each loss, only to discover too late that it would have proved successful in the next race had they stuck with it. Procedural inconsistency has been the bane of handicappers for generations.

It seems almost inherent in the breed to seek new pots of gold at the end of new rainbows with regularity. Some change after each loss, others after a non-winning day and, even the more stable tend to listen to false prophets and alter a winning procedure if something new is touted as being more "magical."

A consistent approach based on NOW REALITY also provides you with much higher average mutuels without having to resort to the current fad of making your own Odds Line and seeking alleged "Value" instead of selecting winners that offer higher Value mutuels.

Many of my more successful clients pick their pace lines solely through the application of +, 0 and (+). They do so because they fully understand the process and because it suits their nature.

People are not all the same, however. That's why we've always offered several different approaches. Opposed as I am to rules, I'll offer one here fully realizing the fact that "Always" and "Never" are the most dangerous words in handicapping. More dangerous than a boomerang turning back toward your head at full speed. But I'll go out on a limb once because this maxim has proved most consistent and has yet to backfire on me. OUT OF FORM HORSES *do* win an occasional race with no apparent reason. We must accept that. We must also accept the fact that if we use trickery or subjective rationale to "get" this kind of horse, it will *not* be effective over the vast majority of races.

IF we are to be consistently successful in handicapping, winning both races and money, we must focus on what works the majority of the time and accept the one out of three races we'll probably lose. So here I go out on the high limb that gives me acrophobia.

NEVER USE A PACE LINE FROM A 0 RACE — **ALWAYS** FROM A + OR A (+) RACE.

Some examples:



Runaway Chris

Own: Acri Sam & Bertuzzi Michael

SANTAGATA N (2 0 0 0 .00)

\$14,000

22Oct95-9Bel gd 1 1/8	:234	:472	1:13	1:45 3/4	Clim 16000
30Sep95-1Bel fst 1 1/8	:233	:471	1:124	1:45 3/4	Clim 14000
18Sep95-9Bel gd 1	:233	:463	1:111	1:36 3/4	Clim 16000
8Sep95-1Bel fst 1 1/8	:232	:462	1:11	1:43	Clim 18000
22Jly95-2Mth fst 1	:234	:463	1:12	1:39 1/4	Clim 12500
17Jun95-10Bel fst 1 1/8	:231	:464	1:131	1:454	Clim 14000
9Jun95-10Bel fst 1 1/8	:471	1:113	1:374	1:511	Clim 30000
29May95-10Bel gd 1	:23	:46	1:112	1:37 3/4	Clim 22500
3May95-1Bel my 1 1/8	:23	:46	1:11	1:43	Clim 18000
23Apr95-3Aqu fst 1	:24	:473	1:131	1:39	Clim 16000

Gr. g. 8

Sire: Runaway Groom (Blushing Groom-Fr)

Dam: Bear the Load (Vent du Nord)

Br: Stavola M J (N.J)

Tr: Imperio Joseph (1 0 0 0 .00)

L 116

⊕ 6 4 3nk 5 1/4 32 3 1/4	Santagata N	L 114 b	13.20	70-22
⊕ 8 6 94 126 1/2 77 1/2 77 1/2	Chavez CR7	L 107 b	12.30	64-30
⊕ 9 8 74 1/2 87 913 915	Beckner D V	L 114	11.90	66-15
⊕ 3 2 34 22 44 56 1/2	Santagata N	L 114	23.80	78-17
⊕ 8 8 910 89 66 1/2 56 1/2	Santagata N	L 115	5.00	75-20
⊕ 6 7 75 1/2 71 1/2 610 514 1/2	Beckner D V	116	5.00	55-22
⊕ 5 5 42 1/2 33 1/2 88 819	Smith M E	113	4.50	57-24
⊕ 3 5 53 1/2 52 1/2 44 33 1/2	Smith M E	114	*3.10	71-17
⊕ 3 4 46 1/2 43 2 1/2 2nk	Santagata N	113	6.70	84-16
⊕ 4 6 52 1/2 52 1/2 43 33 1/2	Santagata N	116	7.90	(70)-19

WORKOUTS: Oct 14 Aqu 3f fst :36 3 B 2/9 ● Aug 27 Aqu 5f fst 1:02 3 B 1/5 Aug 7 Bel 0.1 4f fst :50 4 B 15/17

Sky Hero

Own: Condren William & Cornacchia Joseph

NORIDER (-)

Ch. c. 4

Sire: Conquistador Cielo (Mr. Prospector)

Dam: General Lil (General Assembly)

Br: Weber Stable (Ky)

Tr: Zito Nicholas P (1 0 0 0 .00)

L 114

27Oct95-6Bel fst 1 1/8	:23	:454	1:094	1:41 1/4	Alw 46000N\$my
6Oct95-6Bel my 1 1/4	⊕ .49	1:131	1:374	2:02	3+ Alw 46276N\$my
21Sep95-6Bel fst 1 1/8	:461	1:101	1:363	1:494	3+ Alw 38000N3X
2Sep95-4Bel fst 1 1/8	:234	:472	1:113	1:41 1/4	Clim 40000
4Aug95-3Sar my 1 1/8	⊕ .49	1:132	1:384	1:573	3+ Clim 62500
1Jly95-6Bel sly 1 1/8	:46	1:104	1:363	1:50 1/4	Alw 38000N3X
24Jun95-7Bel wf 1 1/4	:484	1:131	1:382	2:033	3+ Alw 38000N3X
17Jun95-8Bel fst 1	:231	:462	1:11	1:37 1/4	Alw 38000N3X
4Jun95-5Bel fst 1 1/8	:47	1:113	1:37	1:49 3/4	Alw 38000N3X
17Mar95-7Aqu fst 1 1/8	:474	1:121	1:373	1:503	Alw 36000N3X

⊕ 1 5 62 1/2 62 1/2 42 1/2 56 1/2	Stevens G L	L 115	6.20	87-12
+ 4 2 2 1/2 21 21 22	Stevens G L	L 114	3.95	82-35
+ 3 4 58 68 31 1/2 2nk	Stevens G L	L 116	7.60	83-18
+ 1 1 11 1 1/2 1 1/2 12	Day P	L 117	3.25	93-16
⊕ 5 2 33 57 1/2 49 41 1/2	Day P	113	5.50	78-26
⊕ 4 2 43 55 56 49 1/2	Belmonte L A7	113	4.30	71-18
⊕ 1 1 1 1/2 1hd 22 1/2 36 1/2	Belmonte L A7	113	4.20	70-24
⊕ 1 5 45 46 46 36 1/2	Belmonte L A7	113	13.90	71-22
⊕ 1 3 22 1/2 32 1/2 32 34 1/2	Martin G J5	115	16.80	79-16
⊕ 1 1 1 1/2 2hd 45 1/2 49 1/2	Cooper G J7	106	13.70	77-13

WORKOUTS: Oct 16 Bel 5f fst 1:01 1 H 10/37 · Sep 30 Bel 5f fst 1:03 2 B 45/52 Sep 17 Bel 4f sly :50 3 B 5/12 Sep 11 Bel 5f fst 1:03 3 B 32/37 Aug 18

Remember Cass

Own: Blengs Vincent L

PRADOES (148 26 24 24 .18)

\$30,000

5Oct95-6Lrl sly 7f	:231	:474	1:124	1:26	Clim 32500
19Sep95-4Pim fst 6f	:23	:462	:584	1:12	Clim 30000
3Sep95-6Tim fst *6 1/2 f	:233	:482	1:143	1:20	Alw 12000Nc
20Aug95-2Pim fst 6f	:232	:471	:594	1:124	Alw 17500N1X
12Aug95-11Pim fst 5 1/2 f	:223	:464	:593	1:06 1/2	Md 18500
22Jly95-5Lrl fst 5f	:224	:463	:592		Md 25000
6Jly95-3Lrl fst 5 1/2 f	:223	:464	:592	1:05 3/4	Md 25000

Gr/ro g. 2 (Apr)

Sire: Cassalera (Pretense)

Dam: Ysobel (Al Hattab)

Br: Hancock Arthur B III (Ky)

Tr: Blengs Vincent L (5 1 1 1 .20)

116

⊕ -5 4 53 31 1/2 33 1/2 34	Prado E S	116	2.60	75-21
⊕ -4 2 58 1/2 65 1/2 35 37 1/2	Klinger C O	118	2.20	81-10
+ -3 2 24 23 2hd 14	Klinger C O	120	*1.20	88-11
⊕ -7 2 32 23 23 27	Klinger C O	115	24.30	(72)-14
+ -9 2 22 21 1/2 11 1/2 14 1/2	Klinger C O	120	*.80	90-12
⊕ -10 2 2hd 31 1/2 32 44 1/2	Klinger C O	120	4.10	(86)-13
⊕ -1 4 11 1/2 2 1/2 31 1/2 816	Klinger C O	120	10.20	75-17

WORKOUTS: Nov 1 Lrl 3f gd :37 B 3/6 Oct 15 Lrl 4f gd :49 B 5/10 Oct 3 Lrl 3f fst :37 2 B 14/21 Sep 29 Lrl 4f fst :50 1 B 12/19 Sep 17 Lrl 3f sly

Arp

Own: The Hat Ranch

DOUGLAS R R (228 23 28 28 .10)

\$20,000

3Feb96-5SA my 6f	:214	:444	:572	1:102	4+ Clim 20000
12Jan96-1SA fst 7f	:222	:451	1:10	1:23	4+ Clim 16000
29Dec95-5SA fst 7f	:223	:452	1:093	1:22	3+ Clim 16000
24Nov95-1Hol fst 6 1/2 f	:22	:442	1:083	1:151	3+ Clim 40000
5Nov95-5SA fst 7f	:232	:461	1:101	1:223	3+ Clim 32000
14Oct95-5SA fst 6 1/2 f	:212	:44	1:084	1:15	3+ Clim 40000
10Oct95-9Fpx fst 6f	:221	:452	:574	1:102	3+ Clim 32000
4Sep95-2Dmr fst 6f	:213	:442	:564	1:092	3+ Clim 40000
16Mar95-2SA gd 1	⊕ .233	:474	1:123	1:372	4+ Clim 62500
25Feb95-5SA fm *6 1/2 f	⊕ .221	:45	1:082	1:144	4+ Clim 62500

Dk. b or br g. 7

Sire: Snow Chief (Reflected Glory)

Dam: Fashion Book (Flying Paster)

Br: Hat Ranch (Cal)

Tr: Stute Melvin F (82 8 18 11 .10)

L 116

⊕ 1 9 98 1/2 86 1/2 62 1/2 42	Douglas R R	LB 117	5.70	(84)-15
+ 7 8 810 76 1/2 53 1/2 1 1/2	Douglas R R	LB 117	6.40	87-14
⊕ 6 4 84 1/2 85 65 1/2 55 1/2	Douglas R R	LB 117	3.50	(87)-12
⊕ 4 6 56 1/2 77 65 1/2 58 1/2	Douglas R R	LB 117	12.50	(86)-10
⊕ 1 6 94 85 1/2 97 1/2 89	Garcia M S	LB 116	13.50	(80)-13
⊕ 2 6 68 1/2 68 1/2 74 1/2 36	Blanc B5	LB 112	14.10	(91)-11
+ 8 6 55 1/2 66 1/2 76 1/2 42	Garcia M S	LB 116	10.40	(95)-07
⊕ 8 2 710 89 76 1/2 66	Valdivia J5	LB 112	22.00	(88)-07
⊕ 7 3 42 1/2 52 96 1/2 108	Nakatani C S	LB 116	10.20	70-20
⊕ 3 8 75 1/2 77 912 814	Valenzuela P A	LB 117 b	12.70	70-17

WORKOUTS: ● Feb 29 SA 4f gd :47 3 H 1/29 Feb 23 SA 4f fst :48 1 H 10/34 ● Feb 16 SA 4f fst :45 4 H 1/41 Feb 10 SA 5f fst :59 2 H 4/59 ● Jan 25 SA 4f fst

We'll start with the negative. The 0 race.

A 0 race is one in which the horse shows absolutely nothing. It is beaten badly. This alone is *not* enough to disqualify it. Look at the speed of the fractions it ran against. If they are inordinately fast and the horse earned a Speed Rating comparable to an 80 it may still qualify as a (+) if today's pace is slower than the one against which it was soundly beaten. *Look to see what kind of pace this horse can win against.* If this barometer dictates it will again be beaten badly at *every* call... 1st, 2nd fraction, 2nd call, stretch call and finish, it is decidedly a 0.

Raised State

Own: Mevorach Samuel

ATKINSON P (67 4 4 6 .06)

\$20,000

4Feb96-9SA fst 6½f :214 :45 1:101 1:164 4+ Clm 32000

○ 6 7 76¼ 65 77 98¼ 77-11

A PLUS WITHIN AN 0 (+) Race:

At least an 80 SR or within four of the average SR of the other viable contenders.

By both the Sprint and Route race examples we've shown, this category includes, initially at least, any race in which a horse ran a DRF Speed Rating of 80 or higher (If a shipper, as adjusted to the equivalent Speed Rating at *today's* track).

Most important of **all** qualifications is that the horse made *positive moves* within the race. These moves are best seen through an analysis of fractions of the pace of the race against which a horse ran, compared to the fractions of the horse itself. Because **positive moves** against the pace of race is so *extremely* pertinent, they are most vital in picking pace lines and winners. Ray Taulbot expressed undying wisdom when he said back in the 1940's, that we should look for horses that **SET** or **OVERCOME** their pace race.

Here is an example of a (+) Race:

Sky Hero

Own: Condren William & Cornacchia Joseph

NO RIDER (—)

27Oct95-6Bel fst 1¼f :23 :454 1:094 1:411 3+ Alw 46000N\$my ⊕

1 5 62¼ 62¼ 42¼ 56¼ Stevens G L 87-12 '15

Sky Hero has an 87 Speed Rating. So it was beaten 6 1/4 lengths by a horse with a 93 SR. It also ran against an extremely fast 3/4 mile for Belmont: 1:09:4. In its first two fractions it held even at 2 3/4 lengths behind a fast leader. It gained in the stretch. Then it succumbed to the superior pace of the winner. With an 87 SR it is still a *fast horse* and a likely contender next out if it is matched against a pace of less than 1:09. You'll note that the Form says it has NO RIDER. If that would remain true, which of course would be against the rules, the horse would have an even better chance.

In (+) races, especially those run against a *very fast* pace of race, a horse beaten even by as many as 8 lengths is *not absolutely* thrown out. Many a long shot has come from

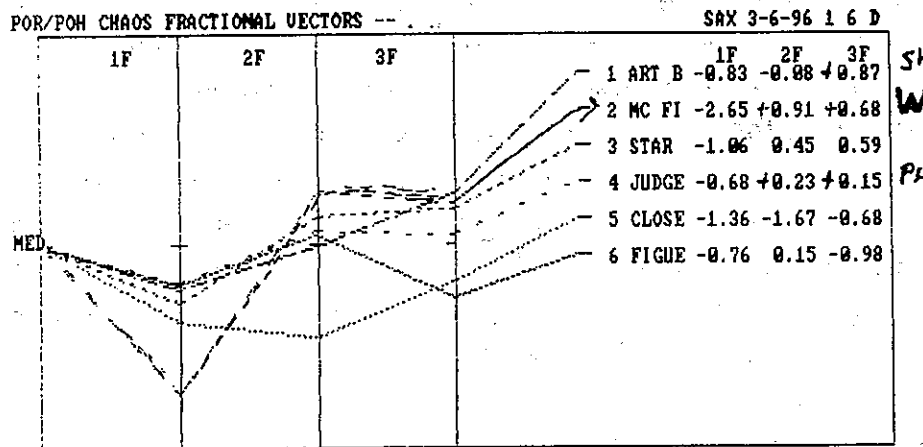
Copyright SartinMethodology.com - Not for Resale

this category based on the fact that it was outrun against an extremely fast pace. This is why we tell you, SELDOM (*except in Pace Launcher 3*) ENTER MORE THAN 9 BEATEN LENGTHS AT ANY CALL. To date those using Thoromation or Synergetic Match Up 2, enjoy the highest average mutuels of any in our group. This is because our computer algorithms automatically credit horses that ran against an extremely fast pace.

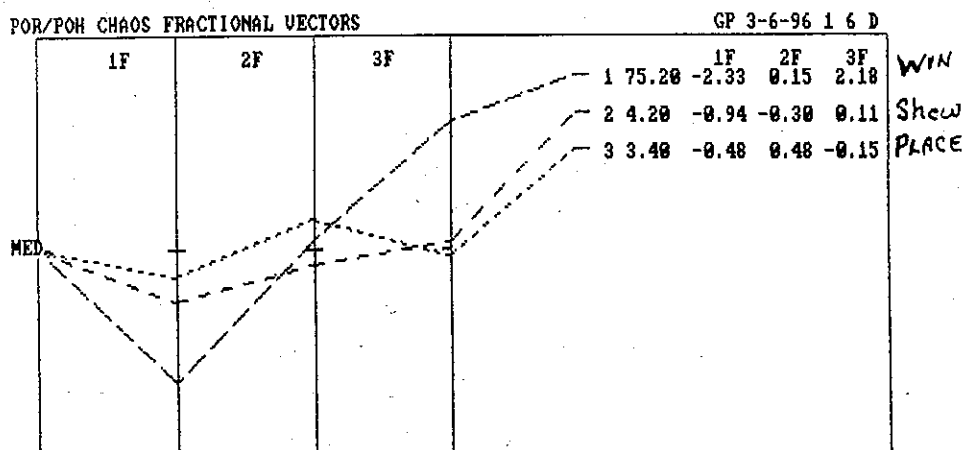
More important than how fast a horse may run, it is *how* it runs fast. This is far more meaningful than how fast it runs. Setting or, even more important, *overcoming* the pace a contender ran against, produces more longshot winners than any other factor, including Speed Ratings and Beyer numbers or alleged pars derived from a Beyer number.

EXAMPLE: Moves within a race: Instead of using the horse's name we have placed under the heading "NAME" the actual win mutuel each horse paid. You will note that with rare exception (when the line goes straight across) each winner ran behind in the opening fraction but made significant **moves** in the 2nd and final fractions. The numbers shown after the mutuel price represent the *percentile* amount **under** or over the pace against which the horse ran in its paceline race.

PAST PERFORMANCE



RESULT CHART



6447—FIRST RACE. 6 Furlongs. Purse \$11,000. 4-year-olds and up. Claiming price \$10,000.

Index	Horse and Jockey	Wt.	PP	ST	¼	½	¾	Str.	Fin.	To \$1
---	Mc Fig, C Black.....	116	6	5	7hd	6 ⁵	-	510	1½	36.60
6288	Judge's Son, G Stevens.....	116	7	1	3½	1hd	-	12	2¼	1.40
6366	Art Brat, R Douglas.....	116	1	6	4hd	43	-	41	3¼	5.90
6366	Star O' The West, A Solis.....	116	8	2	5½	3½	-	3hd	4¾	2.00
6259	Tough Pumpkin, L Pincay Jr.....	117	5	3	2½	2½	-	2½	5¼	4.50
6370	Close To Reality (GB), M Linares.....	116	4	4	1hd	5hd	-	610	6	73.70
3184	Shining Prince, J Scott.....	116	3	8	8	7	-	7	eased	28.70
6337	Figueroa Drive, B Blanc.....	111	2	7	6 ⁴	-	-	-	dnf	18.80

Pulled up.
 Scratched — Sincerific.
 Claimed — Tough Pumpkin-Harold Deitrich-Ron Clifford; Judge's Son-Arias & McKinsey-Bob Baffert; Star O' The West-Thomas Carston-Adrian Sanchez.

6—MC FIG75.20 18.20 9.80
 7—JUDGE'S SON3.40 2.80
 1—ART BRAT4.20

Off: 1:00 Time: :21.4 :45.2 :57.3 1:10 3/5, Track: Clear & Fast. Winner-b.g.7 Copelan-Be a Jewel Tr-Roger Hansen Own-Kjell, H Qvale. Mutuel Pool \$219,357. Exacta Pool \$141,832. Quinella Pool \$28,602. Trifecta Pool \$136,042.

\$2 EXACTA (6-7) PAID \$272.60
\$2 QUINELLA (6-7) PAID \$68.00
\$2 TRIFECTA (6-7-1) PAID \$1,119.40

Happily for all of us who comprehend the simple fact indicated by the Vector graph, we can now effectively use the result charts to model the running patterns of both low paying and HIGH paying horses and avoid betting on races that indicate sparse mutuels. We should do the same for Place and Show. Often these horses pay more than winners based solely on their running patterns with little regard for speed.

In the last 14 months, modeling result charts from every track recorded in the DRF National Charts Weekly, we found that 63.5 percent of all winners and in-the-money horses paying double-digit mutuels, did *not* meet "Mainstream" contender guidelines or alleged Beyer Pars. Most of them did, however, meet the statistically superior Speed Rating (plus variant when applicable) standards we established 20 years ago and confirmed last year by the diligent and exhaustive research of Jim Bayle's SPORTSTAT.

A Plus + Race should require little or no explanation. A win (regardless of speed rating if you're interested in long prices), or a Place automatically qualifies. So can a Show or even a fourth place finish *if* the horse shows an 80 or better Speed Rating, made positive moves within the race, or was not soundly beaten. The actual number of beaten lengths you allow should be based on *the pace of the race* against which the horse ran. If it ran an 80 speed rating (or track adjusted equivalent), carefully observe the pace it will probably run against today. (Both AODDS and Pace Launcher III have this feature). If it is slower and one that the horse has faced successfully in the past, **DON'T** overlook this horse as a contender.

60Oct95-6Bel my 1¼ ⊗ :49	1:13 1:37 2:02 3+ Alw 46276N\$MY	+	4	2	2½	21	21	22	82-35
21Sep95-6Bel fst 1⅞	:46 1:10 1:36 1:49 3+ Alw 38000N3X	+	3	4	58	68	3½	2nk	83-18
2Sep95-4Bel fst 1⅞	:23 4:42 1:11 1:41 3+ Clm 4000	+	1	1	11	1½	1½	12	93-16

It may come as a sad surprise but Plus within a 0 (+) horses win and are in the money more often than pure PLUS + horses. The reason for this is simple: when a horse earns a PLUS - especially from its last line - it has often peaked and is headed for the down side of its bell curve. A Plus within a 0 (+) horse, conversely, is often moving toward the PEAK of its cycle.

Copyright SartinMethodology.com - Not for Resale

The most important point to remember, despite the mainstream's focus on "Speed" is that the fastest horse, as indicated by its past performance chart, wins far less in *today's* racing than ever before. Where once "speed was king," now running patterns are more important and they dominate races paying the higher mutuels.

It is doubtful that many "horseplayers" will accept this because they choose to handicap and bet from information contained in archaic rules of yesterday. This should be to your liking. Uncharitable as it may sound, it's *their* money we're winning.

Now let's do a little exercise in detecting Form Cycle:

I'll provide the past performance lines and commentary for one horse and let you do the rest.

Fight Over Jeani

Own: Wilson Richard L

LOPEZ E C (28 0 3 4 .00)

10Sep95-10Crc wf 6f	:22 :454 :58 ³ 1:12 ²	ⓄAlw 15750N1X	3 4 3 ² / ₂ 34 34 ¹ / ₂ 33 ¹ / ₂	81-20
21Aug95-1Crc fst 6f	:22 ² :46 ² :59 1:12	ⓄGlm 32000	4 1 2 ¹ / ₂ 13 ¹ / ₂ 16 11 ⁰ / ₄	87-18
5Aug95-9Crc fst 6f	:21 ⁴ :45 :58 1:11 ⁴	ⓄFla Stallion75k	11 1 6 ¹ / ₂ 43 ¹ / ₂ 47 59	79-12
30Jun95-7Crc fst 5 ¹ / ₂ f	:22 ¹ :47 ¹ 1:00 ¹ 1:07	ⓄAlw 17850N2L	5 1 1 ³ 11 ¹ / ₂ 31 35 ¹ / ₂	82-17
8Jun95-1Crc fst 5f	:22 ² :46 ⁴ :59 ³	ⓄAlw 17850N2L	4 2 2 nd 2 nd 35 31 ¹	80-17
12May95-6Hia fst 5f	:22 ² :46 ² 1:00	ⓄMd Sp Wt	3 1 12 ¹ / ₂ 14 15 17	92-19
19Apr95-4Hia fst 3f	:21 ⁴ :33 ²	ⓄMd Sp Wt	— 1 2 42 62 ¹ / ₂	92-17
WORKOUTS: Nov 1 Crc 3f fst :36 ³ H 2/18 Oct 22 Crc 5f fst 1:01 ³ B 3/30 Oct 17 Crc 4f sly :49 ³ B (d)8/33 Sep 20				

Gr/ro f. 2 (Apr)

Sire: Fight Over (Grey Dawn II)

Dam: Danzig's Star (Star Gallant)

Br: Richard L. Wilson (Fla)

Tr: Bryant Donald J (18 1 2 3 .06)

The last line qualifies simply because it has an 81 SR at *today's* track. It also finished 3rd, behind less than 4 lengths. Even without an 81 it would have marginally qualified on this basis at first glance. But it **lost** ground throughout the race. Unless all other contenders did worse, this line is a throw-out. In its second race back it earns a **big plus**, winning by 10 1/4 lengths. Even though we must use the line, beware. It's one of those too good to be true situations. It is a **NEED TO LEAD** type horse. It cannot win unless it gets the lead at least by the second call. Check the 2nd and final fractions of the other contenders and determine if *Fight* can hold a lead against them in today's race. Three races back is its only race **without** an 80 or better SR. This is a consistently fast horse *when it can get and hold a lead*.

Ask now, what were its closing fractions when it won? 25:3 at six furlongs and 13:3 at five furlongs. The quarter mile adjusted equivalent of 13:3 is 27:1. The horse is a relatively *slow* closer so be sure to closely analyze the Hidden Energy of today's competition.

A SPECIAL WARNING TO HANDICAPPERS LIVING IN NORTHERN, EAST COAST AND CERTAIN MIDWEST AREAS:

You will often find a race in which few, if any, contenders have a recent 80 Speed Rating. Therefore you'll have to scale down the 80 requisite to fit the mean average of the three highest recent speed ratings **AT TODAY'S TRACK AND DISTANCE**.

Now you fill in the answers to its other lines, fill in the + (+) and 0's and note speed ratings and moves within the race.

Two back

Three back

Four back

Five back

Six back

Seven back

Eight back

Nine back

Ten back

By making the notations as instructed above and answering the upcoming questionnaire, you will learn a lot about the behavior pattern of *any* horse. This lesson should be of great help in your selection of predictive pacelines for *all* contenders.

Copyright SartinMethodology.com - Not for Resale
THE +, 0, (+) & MATCH UP QUESTIONNAIRE
SPRINTS & ROUTES

1: It can only win when it can go wire-to-wire against slower 3rd Fractions _____ Y/N
Time of the FASTEST 3rd fraction by which it can be beaten? _____

2: It can only win when it gets the lead by the second call? _____ Y/N

3: It is a 1 move horse that only does well when gaining in the stretch?? _____ Y/N

4: In a GOOD + or (+) its usual 2nd call time is _____

5: When coming from a + or (+) race it does not run 3rd fraction at
TODAY'S DISTANCE & SURFACE faster than _____

6: Ergo, it always fails when running against competitors who run 3rd fractions
faster than _____

Avoid betting a contender to win unless it faces a match up in which the 2nd Call
projects as no faster than (number you filled in) _____

Based on its ESP and proven Closing Fraction ability, the 3rd Fraction of its
nearest competitor must be slower than _____

Use numbers that you filled in above to determine any "Early" horse's chances today.


I was surprised when Shane told me of a client who called and said he *never* used Pace Launcher 3's Vector Graph. Here is a race, duplicated by others, we lost thorough programs relying on pure pace, velocity and linear math. Through use of Chaos mathematics you will see how the race *really* transpired. Here are the pace lines followed by Thoromation readouts:

PACELINE DATA

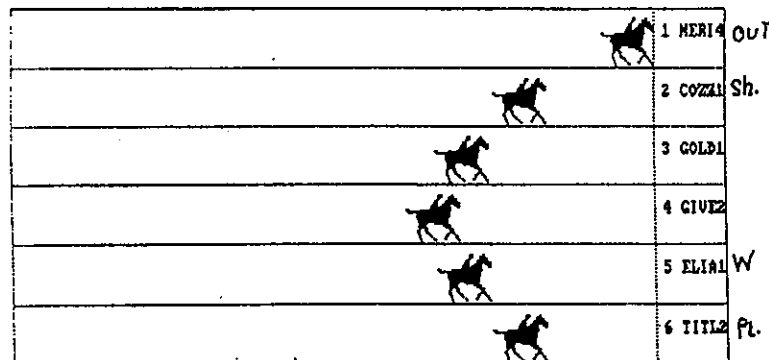

SA 3-29-95 1 B D

#	NAME	L	DIST	S	1stC	2ndC	3rdC	Fn1C	BL1	BL2	BLS	BLF	SR	TV
1	MERID	4	8.0	D	23.3	47.1	111.3	136.4	0.15	1.00	2.25	6.50	78	14
2	COZZE	1	8.0	D	22.2	46.0	111.2	138.1	0.15	0.00	0.00	1.75	76	18
3	GOLD	1	8.0	D	22.4	46.4	111.4	138.1	5.75	4.50	4.00	4.00	74	22
4	GIVE	2	8.0	D	22.4	46.1	111.2	139.0	0.00	0.00	0.00	0.00	74	19
5	ELIAS	1	8.0	D	22.3	46.0	111.0	138.2	1.50	2.50	0.15	0.00	77	24
6	TITL	2	8.0	D	23.4	47.3	112.2	138.0	4.50	2.00	8.00	5.25	74	15

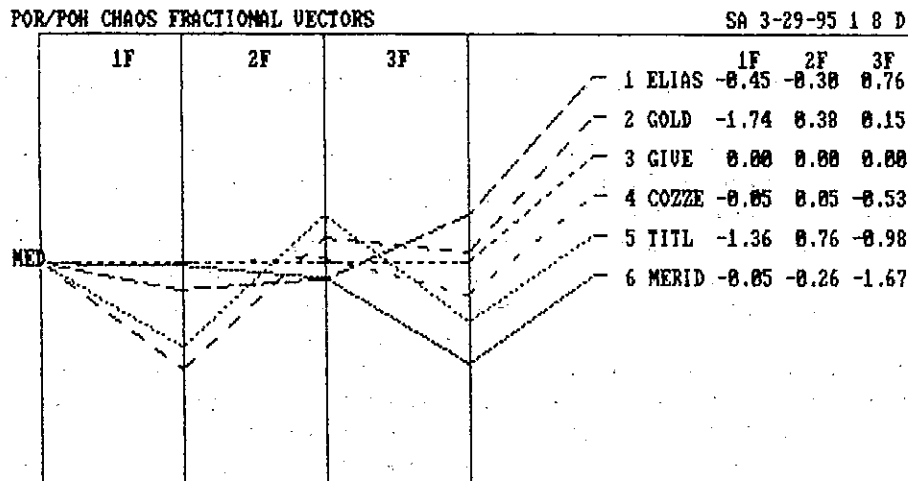
SP DECELERATION



EDC DECELERATION



And here is the same race, same lines as perceived by Pace Launcher 3, in which the **Vector Graph** and **Bottom Line - Betting Line** discard the number one horse despite its #1 Speed and #2 Beyer ratings. Note that, even beaten 6.5 lengths, it ran against a final time six 5ths *faster* than its nearest competitor.



As magnificent a program as Thoromation is, nothing we've ever previously done can duplicate the uniqueness and originality of Pace Launcher 3's Vector Graph and Bottom Line - Betting Line.

	BOTTOM LINE	BETTING LINE
	LS	ODDS
1 ELIAS	21.8	EVEN
2 GOLD	18.8	EVEN
3 TITL	13.8	3-1
4 COZZE	9.8	5-1
5 GIVE	6.8	8-1
6 MERID	3.8	12-1

9611 — FIRST RACE. One Mile. Purse \$20,000. Claiming. Fillies & Mares, 4-year-olds and up. Claiming price 18,000-13,000

Index	Horse and Jockey	Wt.	PP	ST	¼	½	¾	Str.	Fin.	To \$1
9451	Elias Beach, O Sanchez	113	5	3	4 1/2	8 1/2	3 1/2	2 1/2	1 2/2	2.70
9451	Title In Doubt, G Almeida	118	7	7	7	5 1/2	4hd	4 1/2	2 1/2	8.40
9545	Cozzenes' Lady, C Nakatani	116	2	2	1 1/2	1hd	1hd	1hd	3 1/2	1.70
9535	Gold Shivers, M Pedroza	116	3	5	6hd	7	5 1/2	3hd	4 1/2	2.70
9483	Give Me Hope, J Corral	118	4	1	22	2 1/2	2 1/2	53	5 1/2	35.00
9458	Merida, M Garcia	116	1	6	5 1/2	4 1/2	6 1/2	6 1/2	6 1/2	9.10
9458	Native Music, K Sanchez	118	6	4	32	3hd	7	7	7	21.30

No Scratches

Claimed — Cozzenes' Lady-Ina Sue Shulman-Sanford Shulman Gold Shivers-Gary Garber-David C Cross Jr Elias Beach-Nick Alexander-Bill Spawr

6—ELIAS BEACH	7.40	4.00	2.60
7—TITLE IN DOUBT	7.60	3.20	
2—COZZENES' LADY	2.60		

Off: 12:30 Time: :22.3 :48.4 1:12 1/5, 1:25 1/5, 1:38 1/5, Track: Clear & Fast. Winner-dbb.m.5 Forebear-Alberta Pie Tr-Warren Stute Own-W Rocamora, Wallace, Zazzi et al Mutual Pool \$194,081 Exacta Pool \$146,570 Quinella Pool \$28,258.

\$2 EXACTA (6-7) PAID \$44.00

\$2 QUINELLA (6-7) PAID \$25.20

Puny as a \$7.40 winner and a \$44 Exacta may be, they're better than the nothing you would have received wagering on *Merid*.

Mark Cramer —————

IS "VALUE" A DIRTY WORD?: UNACCOUNTED FOR HORSES

Recent articles by Doc Sartin, both in *The Follow Up* and *American Turf Monthly* suggest that he sees the possibility of a middle ground between value orthodoxy and selection-oriented handicapping. I would like to continue what I sense is a dialogue, by attempting to prove, once and for all, that selection-orientation is a "thesis," "value betting" is the antithesis, and that there IS a synthesis of the two.

The following is divided into two parts. The first shows an example of value betting that transcends fundamentalist "linism" and the second addresses the Doc's counterposing of (a) betting two horses a race vs. (b) betting the value horse, which I believe you will discover to be a false dichotomy.

I believe that fundamentalism of any sort is wrong, whether it's on the value side or the selection side. I believe we can all agree on this premise, since your methodology's employment of chaos theory is essentially anti-fundamentalist.

Part I: A Sample Race in which the Value Theory is Applied in a Non-Doctrinaire Way

Graded stakes races would appear to be the least likely source of a value wager, since everyone in the grandstand knows every thing about every horse. Even value-oriented pros like Barry Meadow have suggested that it is too tough to discover an underbet factor in a classic stakes race.

Yet BC and Triple Crown races continue to produce monster payoffs on horses that handicappers admit (after the fact) were legitimate contenders, such as Thunder Gulch. It is a myth that too much available information makes stakes races unbettable.

A recent example of this type of value bet emerged in the 1995 Breeders' Cup Classic. If you conceded the race to odds-on Cigar, there would have been two possible strategies: pass the race or look for an overlaid second-place contender.

On the basis of recent form, ability over the Belmont strip and wet-track performance, Unaccounted For became the most-likely second-place finisher. Halling, the only "different" horse in the race, had terrible mud breeding and was the type of horse, in the mode of Dancing Brave, with European past performances that left no room for improvement. Highly touted European horses nearly always have regressed when coming to the States, while underachieving Europeans needing a change in venue have been the ones that usually achieve Breeders' Cup fame and fortune.

If you could throw out Halling, then Unaccounted For became the "horse to compare," in the search second place in the exacta.

There one horse in the large field that had much in common with Unaccounted For: L'Carriere. Both of these 4-year olds were bred for mud and had corroborated their breeding on wet tracks.

But more important, these two had squared off against each other twice, each winning once. Unaccounted For had beaten L'Carriere on a wet fast track (5Aug95) by 1 3/4 lengths. But L'Carriere came back to defeat Unaccounted For by 9 lengths, next time out (26Aug95). Granted that second match was on a fast track but it was also at the same 1 1/4 distance as the BC Classic.

I cannot split hairs when the evidence clearly says that these two horses were evenly matched. You like one a little better than the other? So what! Howard is right in questioning the term "choice" in the lexicon of value-oriented players.

I must confess at this point that I had a serious schedule conflict. On the same day of the 1995 Breeders' Cup, I was invited to Atlanta to appear on CNN for a 10-minute spot on my new book, *FunkyTowns USA*. I began writing about the same time I began betting on horses. These are two "lovers" that are not supposed to interfere with each other. And both are longshots. The odds against making a living by writing may be even stiffer than against making a living at the track. The CNN program was a longshot that had come in. I couldn't pass it by.

So I went to the track on the Friday before Breeders' Cup, prepared to make a few advance bets. There, I mentioned only one horse to my race track buddies Julian and Kevin: L'Carriere. My logic: here were two evenly matched horses, with one figuring to be second or third choice (Unaccounted For) and the other expected to be a longshot (L'Carriere).

I bet L'Carriere to win, and used him in the second slot of an exacta-as-place bet, under Cigar.

I did not need to make a line, nor to see the toteboard, to anticipate that L'Carriere would be an overlay, both in the win and the exacta.

Unaccounted For:	5-1
L'Carriere:	51-1

I'm sure *The Follow Up* readers don't throw away pps, so I'm not including them here. Just look at the pps of these two horses and tell me if you can find a legitimate reason for such an IMMENSE odds differential.

The exacta, Cigar-L'Carriere, paid \$85.50. Squeezing an \$85 payoff in a race won by odds-on Cigar was a mighty overlay.

But the point is this: Graded Stakes races with large fields frequently offer excellent value bets.

It matters not that all the information is available to all the bettors. What matters is that in fields where many good horses compete, one or two of those good ones are likely to go off at odds which are far greater than what they should be.

Part II: Multiple win bets vs. betting the overlay is a false dichotomy

First let me say that I feel honored to be criticized by Dr. Sartin. I was even thinking of using these words on my tombstone:

"I was criticized by Dr. Sartin."

If a "personal" odds line were what the Doc portrays it to be, then his latest critiques would be right on the money. But a betting line DOES NOT preclude a two-win-bet strategy.

In my novel *Scared Money*, the main character frequently bets on two, and at times three horses in the same race. Although this character is only partially autobiographical, I can testify from my own betting records that my brand of value wagering constantly finds me betting to win on more than one horse in a race.

Here's the way it works. The primary function of my own betting lines is to tell me if a race is playable or not. More often than not, my line is so close to the public odds or the consensus, that I have no overlay. In these cases, my lines tell me that I am not very smart. No insight, no bet. It was through line making that I learned the art of passing races.

I am the first to admit that my handicapping does not come up with nearly as many playable races as yours (the Sartin methodologies). But on those occasions when I have truly made a discovery, I frequently find more than one overlay in the race.

This is easily explained. Once one has discovered, for example, a false favorite, it is mathematically certain that at least two other contenders are going to be overlays.

Voilà. Eight out of ten times in which my line points to a bet, it will call for multiple win bets! I first learned the idea of betting two horses in a race from guess who...Dr. Sartin. Who knows, I may follow this practice more consistently than many followers of the Sartin methodology.

In the arts, they say that one always returns to the classics. Some of my decision-making roots are found in the Classic Sartin Period of the eighties. In any case, I find no contradiction whatsoever in betting on horses that are overlays and betting on more than one horse in a race. No contradiction.

Howard cites the player who DID NOT BET ON A \$12 WINNER BECAUSE HIS LINE SAID IT SHOULD PAY \$18. This simply reflects an inaccurate line. If this happens too often, it only means that the player's handicapping is poor, not that the line-making strategy is poor. Poor handicappers will not improve their performance by making personal odds lines.

Dr. Sartin also mentions that three different line makers may come up with three different lines. Correct! This is not an absolute or deterministic science. That's why I call it a "personal" odds line. In fact, my lines are supposed to reflect my own handicapping idiosyncrasies. I understand that three different users of the Sartin methodology might also come up with three different bets.

No matter what method, good handicappers employ a certain degree of intuitive reasoning. I have never claimed that my personal betting lines are strictly objective. There are facts and figures, yes, but there is intuitive reasoning, too.

Finally, I'd like to insist that, if nothing else, a good betting line (and I stress "good"), will help the handicapper pass races. At last summer's Cal-Neva handicapping tournament, my partner Mike Helm and I used our own odds lines to help us decide

which races to play and which ones to pass.

We finished 7th out of 302 handicappers. (Who knows, maybe we were beaten by selection-oriented handicappers.) But I can testify that betting lines were extremely helpful for our decision making. Personal odds lines won't improve one's handicapping, but they can help squeeze good decisions out of good handicapping.

In particular, thanks to honing in on our lines, we were able to pick a number of low-priced overlay winners. We had a few decent longshots, but my two greatest overlays were a 5-2 that I thought should have been even money, and a 2-1 winner that I'd calculated as 1-2. In the days before line making, I would have probably passed both of those winners.

In one of Howard's articles he suggests that a 5-2 morning line horse bet down to 2-1 is an underlay. In many cases this is true. But in theory and practice, one's personal odds line, which is based on non-mainstream handicapping, is more useful than the track morning line that is based on perceptions about how the public should bet. The 2-1 horse we bet in the tournament had been 5-2 in the morning line, but I can assure you that it was indeed a great overlay.

Here lies the greatest misconception about the personal odds line philosophy. Critics believe that value handicappers scorn betting on favorites. This is simply not true. How does one know if 2-1 is a better-than-fair price or an underlay? Somehow I suspect that there is an implicit sign in Sartin methodology analysis that lets you know that this 2-1 is an excellent bet and that one is not. You don't call it a line. But I believe that you have a sense of betting value and that our differences are primarily based on semantics.

Let me summarize:

(1) A personal odds line will not improve bad handicapping. Garbage in, garbage out;

(2) A personal odds line ENCOURAGES betting 2 horses a race,

(3) while it helps concretize when to pass races.

(4) A personal odds line makes the most of handicapping idiosyncrasies (against-the-grain methodologies), since it will tell you "don't bet" when your handicapping is with the grain.

(5) A personal odds line is simply my need to write things down and not trust impressionistic thinking; other people who are quicker and more precise thinkers may not need this tool to intuit betting value.

A personal odds line does not contradict the Sartin methodology. In fact, I would gladly withdraw my IRA account and invest it in odds lines derived from the Sartin methodology, especially on those occasions when two horses are deemed overlays.

And Mark adds this P.S.

Re: Huge data base issue - a data base from the medieval period through the Viet Nam war tells us nothing about why the U.S. Government shut down. Small samples sensitive to contemporary trends, I believe, are more valuable. I'll take jazz over numbers crunching!

Doc Comments:

While I appreciate the prospect of having my name carved on Mark's tombstone, I fear that I've not criticized him enough for the chisel to even make a dent. I've kidded him a few times, yes. Like the time he was a guest speaker at our 1994 Baltimore seminar. They named a race after me at Pimlico. A maiden race with first time starters, yet. Mark had volunteered to handicap all the maiden races for us. In that "Sartin Seminar Race" his picks (we forced him to make two) were numbers 3 and 5. When we arrived at Laurel's off-track wagering center, he went immediately to the computer room to look up trainer/jockey/horse statistics. As our race was about to go off, I had win tickets on both 3 and 5. Then Mark rushed in to inform me that the trainers of these horses had inadequate records with first time starters. "Don't bet them," he cried. Well, I already had. True to his brilliant pre-race, pre-trainer study prediction the 3 came in 1st. The 5 was 3rd. I won the race, thus preserving my record of always winning, by hook or crook, races named for me and/or the group.

I'm sure Mark will outlast me by many years. However, to justify my name on his tombstone, I'll have to eventually find something to *really* criticize him for. It will be a difficult task since he has one of the finest minds I've ever encountered. He's also a credit to the field of handicapping experts, a group desperately needing the kind of integrity and brilliance he personifies.

**A Message From
David Barrios
CONTENDER/PACE LINE RESEARCH**

Dear Doc,

Thought I would drop you a note that might be of some interest to you and methodologists who use the Bris speed ratings. Doug Evans and I have put together an approach to contender selection that accounts for 99% of all winners. This approach uses the Bris speed ratings but I think almost any of the current speed ratings in use would work as well.

In sprints we take the top two speed ratings in the last five races on the same surface with no other qualifications and add them together. If there is only one sprint then add the sprint and the top route rating. If there are no sprints add the top two routes in the last five races. In routes add the top two route speed ratings in the last five races. If there is only one route then add the top sprint rating to it. If no routes use the top two sprints in the last five races.

By handling the Bris speed rating in this way 91% of all winners will be found in the top five contenders but more importantly 99% of all winners will be found within 10% of the top combined speed rating. In other words, if the top combined speed rating is 200 then the eventual winner will have a speed rating not less than 180 or 90% of 200. Any horse less than 180 can be thrown out immediately.

We tested this approach over three meets and 290 races with only 1.4% or 4 extreme longshots falling outside of the 90% cutoff. Our downloading program does all this automatically and speeds up the analysis of serious contenders considerably.

The most frequent number of contenders produced is 6. Second most frequent is 7. Occasionally as many as 10 or as few as 3 horses will be in the top 10% and all others can be safely disregarded. The lowest number of contenders we have found in the top 10% was 2 and those 2 came in first and second.

The interesting thing about this approach is that it changes your perception regarding contender selection. I still use only four final contenders in Thoromation but now I "know" that the eventual winner (including longshots) has to be within the group of horses above the 90% cutoff regardless of how few or how many are in that 10%. I also know that I have not wasted any time on horses that have no chance at all.

I think this approach should improve anyone's longshot win rate as it consistently and automatically narrows the field in which the eventual winner will be found.

DOC COMMENTS: This bit of research was conducted in California. Clients living elsewhere may want to test its accuracy at their track(s).

DOC SARTIN

COMMENTARY

It's about time to write a sequel to James Quinn's 1986 colossus, *High Tech Handicapping in the Information Age*. In light of what has transpired in handicapping since 1986, it should be retitled, *High Tech Handicapping in the Mis-Information Age*.

In Quinn's analysis the so-called information age dawned in the mid 1980's and has now come to fruition with cyberspace networking through the Internet and others including BRIS. This is the kind of networking Spencer Toner often wrote about in the Follow Up before and after he became editor. To him and many others, it is a dream come true. Now, even he sees that the dream also has some nightmarish qualities.

The whole concept of the MIS-information Age in all areas is explored in *The Lost World* by Michael Crichton. The novel is a sequel to Jurassic Park. Not a great book by any stretch of the imagination. Written to capitalize on the popularity of the original and to inspire a multi-million gross sequel to the movie. The sequence of events, the characters, including two children, and denouement are almost identical to Jurassic Park. The only interesting addition is some philosophical dialogue from Chaos-Complexity mathematician, Ian Malcolm (a character from the first novel).

Ian's newest obsession is studying reasons for the extinction of various species throughout the ages. He draws some parallels that could be applied to the state of world society today. Foremost is over-population and the influx of non-productive humans. So, if there is still an Index Prohibitorium, this book will make the list. When there is too little space to accommodate the growing mass of our human species, the carnivores, the predators begin to outnumber the passive, the victims. When the victims either perish or join the predators, a siege of violence ensues as they tear themselves to bloody bits.

Result: Extinction.

Malcolm, the scientist, is verbalizing Crichton's own feelings, shared by a number of eminent physicists, sociologists, psychologists and others in the scientific community, that mass communication: Radio, TV and, most especially, cyberspace worldwide information networking will play a major role in that eventual extinction. So, I guess that unless one lives in a jungle-like major city, the mind will become extinct first

(assuming it hasn't already).

Don't blame my asides or what follows on Crichton or Malcolm. They just inspired me to give it more thought—nasty word in our society today: “Thought.”

It's bad enough that most schools are, and have for generations, been teaching things stemming from ritualized belief systems in lieu of “truth” (whatever that is). We might consider this okay of it ended with high school. But in the last thirty years a systematized indoctrination of (MIS)informational conformity has permeated the loftier levels of education as well. It used to be fun to go out of town to college and discover that almost everything you'd been taught back home was distorted, somewhat untrue or even 100 per cent the opposite of reality. It made for nonconformists, iconoclasts, and for original and (forgive the word): *creative* thinking.

Even the most intelligent members of our world's society are now specializing in singular fields of endeavor. M.D's who read only works about their own field. Scientists with little comprehension of anything beyond their particular subject. Becoming extinct is a truly *general* Liberal Arts kind of education. Studying varied ideologies in conflict and assessing the value of each, has become, like using French terms in an English composition, *passee*.

As education becomes more conformist, based on socially accepted mass belief systems untested by reality; as our life's ship steers ever farther from the course of individualism, and as our world becomes more and more saturated by mass communication and cyberspace networking, we will all tend to become more alike. Not in “thought,” per se, because even today most of us don't really THINK, we echo the beliefs, disguised as thought, imposed on us by past generations, mass communication and the virus of sociological contamination spawned from a misapplied egalitarian doctrine that denies the old adage about “survival of the fittest.”

I thought it almost shocking when the venerable Tom Ainslie, who is, ironically the first literate communicator of handicapping information, stated recently that he thought “Informational Networking” might well sound the downfall of horse racing, at least so far as we have known it. He cites “automatic” contender/paceline selection, the “ease” of downloading and, especially, automatic selection processes based on a common concept, as being as harbingers of that downfall.

In short, what happens when cyberspace technology gives the essential information and availability of wagering on races throughout the world and millions of persons all land on the same horse? We can argue the Dean's thesis at length. Yet, already, part of it has come true; at least at major racing centers. Compared to only a decade ago the mutuels on short-priced horses are shorter and the payoffs on long-shots are *higher!*

This statement may be challenged by two of the famous “Value” boys Dick Mitchell and Barry Meadow but probably not by Mark Cramer who, ironically, was the value mentor of both. It is a fact compiled from over two decades of continuous research at every major track in North America and is not subject to serious challenge based on

temporal opinions, no matter whose.

Ainslie's concept has a lot of merit. But I don't see it as an "end," but rather, as the beginning of racing's future era. The need for the cognition, that Ainslie accurately states is disappearing, will re-emerge. Handicapping computer programs, now virtually *all* based on the *same* concepts, will lose their market and be replaced by programs that find higher payoffs with the same ease as they do favorites.

Along with the few other independent thinkers, we will be the ultimate beneficiaries of the cyberspace networking era. As MISinformation becomes more widely spread and its recipients accept uniformly an erroneous belief system, those of us doing virtually "the opposite" as the mob will get the higher mutuels. Those who refuse to think for themselves and rely on cyberspace MISinformation will be our chief rivals for the pari-mutuel dollar. As they become increasingly robotic in their handicapping and wagering procedures their mutuels will go steadily down as ours go UP!

In an otherwise excellent book, perhaps James Quinn's finest work, *The Best of Thoroughbred Handicapping*, these three paragraphs head up a chapter:

The Principle of Maximum Confusion

A melancholy thought for many handicappers regards the collective wisdom of the betting public. No matter the genius of the individual handicapper, the crowd as a whole does it better. Imagine a select group of notable handicappers, to include perhaps Robert Dowst, Colonel Bradley, Howard Rowe, Ray Taulbot, Tom Ainslie, Andy Beyer, Steven Davidowitz, William Quirin, Huey Mahl, Henry Kuck, and the top two or three professionals on every local circuit. Could these experts not excel the crowd?

They could not.

Performing at their best, the small group of experts could be expected to lose approximately 15 percent on investment. Public choices lose only 9 percent. Actually, the experts' 15 percent loss would mean they estimated the real winning probabilities of horses exceedingly well, losing merely the house take. Yet the public, a crowd that includes those little old ladies from Pasadena, their intuition and hatpins and all the rest, estimates horses' actual chances so mysteriously well it loses less than 10 percent and has outperformed every public selector in the history of the sport.

It could be true that the group he named couldn't collectively excel the crowd. For one thing at least three of them are dead: an immediate drawback. Owning some of the greatest egos in handicapping history, they probably would argue among themselves and never reach a clear wagering decision. I do know that one of the experts mentioned,

who may have agreed with Quinn in 1987, now can and *does* beat the mob with daily regularity. I refer to Tom Ainslie. Read the portion of his New Jersey Seminar speech published in Follow Up 54 beginning on page 57. Where once the noble Dean subscribed to the Quinn thesis and spot wagered on only a few races per week, he now bets five or six per card and has a win percentage that far excels the public's.

Still subscribing to Quinn's words, as far as I know, are Dick Mitchell and Barry Meadow. When Quinn's opus first appeared I made an offer to Sir James and Dick Mitchell to *prove* Quinn's statement incorrect. How would I do it? Since I almost always wager on two horses to win per race, I would have to better the public's top two choices. Combined they win from 49 to 51 percent of the time. My worst 20 race cycle in twenty years was 11 of 20: 55 per cent. My best? I'm opposed to boasting about my win percentage. It's counter productive for clients; but it's pretty high. Yet, I know some clients who often do better than I. Incidentally, they were infuriated by Quinn's didactic statement. Most infuriated was a guy in Oklahoma with a growth on his head shaped like a cowboy hat whose ONE horse win percent almost always exceeds that of the public.

What about Maiden races with first time starters and races with a bevy of foreign horses with no North American running lines? I'd just bet the public choices and be even with the mob in these events. "No fair," I was told. "You have to make your choices *before* the races start." I asked, *why*? The public doesn't. They make their choices from a combination of factors including the morning line, tout sheets, "expert" opinion and, sometimes even their own. Finally they came up with a rule that defeated me: I'd have to play every race on the card *every day for the rest of my life* ! After all, they argued, that's what the public does.

As I said, this is an otherwise excellent book and even this bit of MISinformation is applicable to most individuals who employ no specific handicapping method on a *consistent* basis. That includes some of you who zig and zag and allow outside influences to deter you from reaching your full potential.

None of this is meant to denigrate Quinn's work. It subscribes to what is known as "conventional wisdom" and is probably true for most racing fans. Quinn adds to what I quoted from his chapter by stating that professional handicappers make their money by *SPOT PLAYING* only certain kinds of races where they have a proven edge. Tom Brohamer accepts Quinn's thesis and wagers accordingly betting large amounts on only a few events per week. In so doing he wins enough races to show a handsome profit.

If you feel that you're not as good as the public at large and you *don't* spot play, you should reconsider your goals. If you're going to wager on five or six races per day you'd better believe that you're a better handicapper than the masses. If you have the slightest doubt about your skills and think that Quinn might be correct, you need to find an alternative to what you're now doing. Because IF Quinn is right and you have self-doubt, you're wasting the family income on a futile endeavor. So, either *spot play* your

advantage or gain some justified belief in your own superiority over the mob!

If the famed "Value" experts subscribe to Quinn's statement, it would seem that they succeed, as explained later in the same chapter, by spot playing only those races where one of their three or four choices will pay more than the public's first choice. That's the essence of Value Handicapping. Mitchell and Meadow said, at Handicapping Expo '93, that I spent years developing a great **selection** method but less than an hour on money management. *Not true*. Mitchell pans me in a couple of books for not producing an Odds Line. *Not true*. We had one from the beginning. I'm not being bitter or berating these gentlemen, I'm just defending myself against MISinformation.

Now we have an Odds Line that leaves no doubt as to just *what* it is:

Bottom Line - Betting Line. You saw it in action from coast to coast in Follow Up 54. There's more in this issue. You saw horses with Methodology-ranked Odds Lines as low as EVEN or 2-1 on paying double digit mutuels. You saw almost *all* the winners coming from 1st or 2nd on our Bottom Line, or as the first Value choice on the Betting Line.

For years we have dedicated our efforts toward making our own computer programs get winners in the top two, or at worst top three, when the odds dictated, regardless of price, to get long shots, when there were long shots, with the same regularity as lower paying winners. Barry Meadow once told me that this was mathematically impossible. He must have meant linear mathematics. We use what *Jurassic Park* and *Lost World* character Ian Malcolm calls NON-linear mathematics.

So, for myself, Shane and many, many others, our advanced programs *do* point to Long Shots, when they exist, as readily as to favorites and near favorites. But for us, at least, none so well as Pace Launcher III with Bottom Line-Betting Line.

We publish constant examples of double digit winners in the Follow Up. Yet there are still a number of clients who refuse to even consider looking at the kinds of races that produce the higher pay-offs! They give lip service to the Methodology but their hearts are in the MIS-Information age with regard to contender/pace line selection *and* what constitutes a "play"-able race.

Here is a letter from a non-client who is a reader of American Turf Monthly Magazine. His letter is in response to a perfectly sensible "value" article by Bob Ireland and bespeaks mis-information about odds and the ability of any handicapping procedure to produce results beyond the limits imposed by an absolutism fostered by two decades of handicapping authors, led by James Quinn, Dick Mitchell, Barry Meadow and others. They often impart great wisdom and viable information, but seem inflicted with a kind of monomania that insists the public, en masse, is a better handicapper than *any* individual.

If Only It Was That Easy

Dear Mr. Blair:

Bob Ireland says to not be intimidated by the odds line specialists. There he goes talking about Dick Mitchell. Do it his way, he says, if your first choice wins 23 percent of the time and simply do not accept odds of less than 7-2. If only it was that simple!

If your first choice wins 23 percent of the time, probably the majority of those winners were under 7-2. Eliminate those under 7-2 and you'll no longer get 23 percent winners. Nowhere close to 23 percent in fact. But, of course, anyone whose 23 percent winners average better than 7-2 odds, probably doesn't need Mitchell's or Ireland's advice.

W.R.

Texas

Bob Ireland's article in the December, 1995 issue really stirred up a hornet's nest. We hope that everyone who took exception with Ireland's philosophy regarding odds lines also read Barry Meadow's rebuttal in last month's ATM.

His statement that you can't get 23 percent winners if you hold out for odds of 7-2 is based on a supposition imposed by a majority of handicapping authors that the odds made by the public come quite close to accurately predicting win probability. Hence, if a horse has a 7-2 chance of winning it will be bet accordingly and 23% of all winners don't pay \$9.00. These same authors feel that handicapping programs also follow public trends so therefore every program's 3rd and/or 4th "numerical" choices are destined to produce more profit than the 1st and 2nd choice as outlined in Ireland's article.

Barry Meadow's rebuttal to Ireland came in the form of a Guest Editorial that was published long before the magazine's stated deadline for articles. Thus, it would appear that to ATM's editor Ian Blair, the magazine's 28,000 subscribers are more "brainwashed" by Barry's opinion - (and that's all any of us *really* have, an educated opinion) -than Ireland's. American Turf Monthly is an excellent gauge of North American handicapping opinion and prejudice since many of its articles cater to popular myth.

Why shouldn't they? Would 28,000 persons subscribe to it were it otherwise? Of course not! The part of Meadow's "editorial" I understood is: there are many variables and nuances in horse racing. The rest of what he wrote made little sense to me but seemed to suggest that NO handicapping method could assign points to the viability of its various readouts and come up with a "betting line" that would tell you what the odds on a horse "SHOULD" be and whether or not your choice(s) was an overlay.

Or maybe it was Ireland who wrote part of that. Whatever, Barry's article was called *ODDS LINES: Setting The Record Straight*. I must be semiliterate because I didn't find anything "straight" in Barry's record. His opinions well expressed, yes. His statement that Ireland was subscribing to old myths was vague in describing WHY they were myths. I say that because I've personally witnessed Ireland select over 60% winners, (betting two horses per race), at odds of 3-1 or better. As for 23% betting ONE HORSE at odds of 7-2, I'll just have to take his word for it because, frankly, I think 23% is a little low for a good handicapper in the U.S. but Ireland bets Woodbine in Canada. The win odds up there have turned quite low since they sped up the track in preparation for the '96 Breeders Cup.

This whole notion of CHOICE - 1st, 2nd 3rd, whatever, is as big a mystery to me as Meadow's article. What is meant by choice? Is it Numerical choice based on figures? Choice made from insight, intuition, experience or, especially, interpretation of facts (or readouts, as the case may be). Quinn, Mitchell, Meadow, and even Mark Cramer, who I respect greatly, speak of choice in a way that might suggest we choose a mate by a woman's brassiere size or a man's shoulder width. Come to think of it, some people *do*

I understand that Ireland gets to rebut Meadow's rebuttal in April; then will come another rebuttal from Meadow and so on...and on....

Despite his vagueness on the subject of "choice," the Value person making the most sense is Mark Cramer. He says that the public is fairly true in assessing the closing odds of the lowest and extreme highest odds horses but frequently falters in between. The public is most often dead wrong about the chances of horses that wind up paying from 12 to 32 dollars.

These are the ones *we're* looking for. The bottom line is that in our advanced programs, like Thoromation, Quad-Rater or Pace Launcher III, with Bottom Line-Betting Line, the top 2, or in a worse case scenario, top, 3 (where one of the top two will pay too little), do point to Higher Paying horses as readily as they do to Lower Odds horses.

The trick is to *put such horses into your computer*. If you refuse, I can't do anything to help you. And if on any given day there are few if any long shots, these programs can't change reality.

The real object of a viable Odds Line program, like our new Bottom Line - Betting Line, is to show the odds the program thinks a horse deserves based on Viable Variables, *not* to predict its actual closing odds or its win chances according to the public or even to the residents living in the rarefied atmosphere of that exclusive high rent district known as Barry's Meadow.

Words of wisdom from a client who agrees that dependence on high tech misinformation is definitely here and, probably here to stay for those failing to use their own cognition - for this reason he does not use a download service, just the Racing Form.

Dear Howard:

The other day Quad-Rater and I went five-for-five at the Yonkers Raceway simulcasts of Aqueduct's program. That kind of thing happens once or twice a week, whether I use Quad-Rater or EXDC/Thoromation. I tried for a while to use both programs, hoping that one would confirm the other, but have abandoned that practice. Why wear belt and suspenders at the same time? When one program approves the other's selections, the player's confidence may expand, but the programs sometimes disagree, causing confusion.

As far as I can tell, Quad-Rater and EXDC are equally effective. I have gone seven-for-seven with each a few times and have lost with each (but not often). I find Quad a bit more convenient because late scratches do not oblige me to reboot the computer and see what the new matchups signify. Indeed, I leave my computer home. If one of my top Quad horses is scratched, the one that Quad rated directly below it simply moves up.

I enclose the past-performances from Aqueduct's first three races on its program of Friday, November 4. I have marked the date of the pace-line used for each presumed contender. You probably will notice that I do not hesitate to go deep into the record to find what I hope is the most appropriate line. If I expect improvement from a horse, I try to find the line in which the animal did something comparable to what he might do in the upcoming race. I am careful about the distance of the past race, the kind of footing on which it was run and, most especially, the quality of the competition. When in doubt, I rely on the class ratings that Henry Kuck includes with his speed figures. It is plumb nuts to suppose that one allowance race for non-winners of two is invariably equal in class to another such race at the same track.

For that matter, so is the failure to adjust one's expectations to the realities presented by factors such as trainer, jockey, post position and the way the track was playing on the day of the previous race plus, like-it-or-not, today's trainer, jockey, post position and the tendencies of today's racing strip. EXDC, Quad-Rater and all the other potent Methodology programs confer their most generous rewards on the player careful about such matters when choosing contenders and pace lines.

DOC COMMENTS: This man's skill defies the need for a belt/suspenders corollary. Very few handicappers can duplicate his skill. Until you can, I suggest you use a belt, suspenders, and a parachute.

Doc Sartin _____

Class and Class Ratings

One of the greatest misconceptions shared by literate handicappers today is that Ray Taulbot was a Pace Handicapper. Perhaps the chief source of this misconception came from Andrew Beyer in his first book *Picking Winners* (Houghton-Mifflin, 1975). In that mostly excellent best-seller, Beyer asserted, "Ray Taulbot...has influenced a whole generation of horseplayers with his theory of fractional times."

Andy went on to alter the numbers from a page of Taulbot's book *Thoroughbred Horse Racing - Playing for Profit*. In changing Taulbot's content AND context, Andy set a new standard for most of the well known handicapping authors of recent times. Seven years before Beyer's first book came Tom Ainslie's *Complete Guide to Thoroughbred Racing*. Ainslie NEVER misquoted or demeaned anyone. Never twisted the concepts or words of another to serve his own purpose. He had (has) integrity, a quality sorely lacking in many of the works of those handicapping authors who followed.

In truth, Taulbot was a CLASS HANDICAPPER. Contrary to Beyer's statement he did NOT use fractional times, he use only the 2nd Call and Final Times of a horse to determine CLASS. Taulbot's thesis was that the TRUE CLASS of a race horse could be determined by SETTING OR OVERCOMING the 2nd call and final time of a qualifying race. Burn these terms in your mind when dealing with the Class Factor:

SETTING OR OVERCOMING THE PACE IT RAN AGAINST!

That is the greatest definition of Class, bar none. It applies to minor ovals as well, despite the fact that numerical class *also* carries a considerable amount of value at these tracks.

The fact that he created a couple of versions of the celebrated Taulbot Pace Calculator also had a lot to do with the misconception about Taulbot being a Pace Handicapper. In any event all of you know, or should, that Second Call and Final Time do *not* constitute PACE!

In appraising Class we must differentiate between a horse's class, or lack of it, and Track Class. While man-made class designations of horses themselves have suffered

greatly in the 1990's, Track Class delineations are still quite valid if we don't overdo the adjustments.

Contrary to the misguided personal wisdom of persons having an inferiority complex about their track(s) because they are deemed minor, a *slight* Class edge is more important at tracks like Fairmount Park in Illinois, Yakima Meadows in Washington and Finger Lakes in New York. Here's a portion of a letter from a Finger Lakes devotee.

I assaulted Finger Lakes last fall via New York OTB. You are correct when you say that class tells at a track like that. Any kind of class. It took me a while to figure out why some horses were paying \$5.00 when I couldn't see any recent races that even made them contenders. In many cases it was some kind of class drop or track switch that I had ignored.

Ignoring traditional "numerical" class at "minor" tracks is a mistake despite the attitude of many of their attendees. When a track is way down on the track class ladder, Shane and I will even sometimes use the first part of Quad-Rater and Pace Launcher 3, that isolates top class contenders. At all other tracks we ignore that function since, at medium and major tracks, Class is best determined by adjusted incremental velocity and energy distribution.

The basic reason for this is something we've discussed in a number of previous Follow-Ups. The death (or murder) of Alydar and other great sires; the demise of Spendthrift and Calumet Farms, the lower prices being paid at yearling auctions and numerous other economic factors are all responsible. This does not mean that class, as we have known it, will not make a comeback. Nor does it mean that it does not exist in the very best horses such as most of those who run in the Breeders Cup and other major stakes.

Of all the "Name" Stakes races, the Kentucky Derby is the one most devoid of true class. In the past twenty years it has, with rare exception been won by Sustained or Hidden Energy move horses, most of which have failed to achieve the heights predicted by their Derby win. Class starts with the Preakness, solidifies in the Belmont and, with decent weather, confirmed in Breeders Cup races.

Class in Claiming and Allowance races currently leaves a lot of room for speculation and serious doubt. We see supposedly lower class animals running faster than those from the higher echelon. We witness some Allowance and Stakes races being run far slower than "alleged" par times, and horses at the low end of the class ladder running faster than that par. Today's major track handicapping - except for SPOT PLAYERS - has played hell with virtually every commercial Par Time Chart. Much of the racing public still buys them though, which is good - very good - for those of us who ignore these highly touted and supposedly accurate class based Par Times.

Yes, we still have a number of old school clients who base their contender selection on class drops, rises or staying the same; but even they have completely dismissed the old standard formula APV in favor of EARNINGS PER START and, to a degree, the percentages of in-the-money and, especially, Win-Place finishes. They pay little attention to Show unless they wager on Trifectas.

I received an interesting study from Robert Phillips who researched 13 different Class Levels at Calder Race Track. His initial study is for 7 furlong races only. Here are his Class Level definitions:

- LEVEL 1 - Grade 1 & 2 Stakes.
- LEVEL 2 - Grade 3 Listed
- LEVEL 3 - Restricted, Open
- LEVEL 4 - Classified Allowance & CL. \$62,500 up.
- LEVEL 5 - Allowance NW3, NW4
- LEVEL 6 - Allowance NW2, CL.\$62,999
- LEVEL 7 - Allowance NW1, CL. \$32,000 to \$49,999
- LEVEL 8 - CL \$20,000 - \$31,999
- LEVEL 9 - CL \$12,500 - \$14,999
- LEVEL 10 - CL \$10,000 - \$12,499
- LEVEL 11 - CL \$6,250 - \$ 9,999
- LEVEL 12 - CL \$5,750 - \$ 6,250
- LEVEL 13 - CL Maiden Claimer

I assume that he sent me his records for comment. The first of which is: Too Many Levels. Here are his various 7 furlong Phase 1 (the old TPR) Ratings by level:

LEVEL	RANGE	EARLY - LATE
12	154.0	E
11	163.5 - 168.5 - 172.5 - 149.0	3 E - 1 L
9	168.5	E
7	162.0 - 160.5 - 167.0	2 E - 1 L
6	163.5	L
5	167.5	L

There is *no* Class-based consistency here. Three winners at Level 11 ran faster than the one at Level 6. Two Level 11's ran faster than the one at Level 5. The only trace of consistency I see is that 7 winners ran Early and 4 ran Late. That's only 63.6% Early. He also sent records of the 11 Place horses in the *same* races. Again, no Class-Speed consistency here. However, seven ran *Late*. An exact reversal of the Early-Late Win percentage. Counter-Energy strikes again.

Based on the inconsistency of Class-Speed ratios, I would suggest that he forget his Class Level Chart and make his Profile based on Early-Late. He might also consider using a better program *if* he really wants to handicap for profit.

It should also be noted that these races were all consecutive and he makes no indication of any weather change that could account for the Class-Speed disparity.

Pace Launcher 3 offers the user the chance to make *manual* adjustments based on whatever the user perceives. The Manual Adjust is there primarily to allow for Track Class level adjustments based on the Track Class Chart in the manual accompanying the program. Shane and I usually cut almost *all* such adjustments in half; even the automatic ones unless we feel they're completely justified. How do you determine "JUSTIFIED?" Re-read "KNOW THY TRACK(S)" in the 'Ol Yaller' Manual (The Basic Manual that came with your initial package) Read Tom Ainslie's books or even just his commentary from the New Jersey Seminar in Follow Up #54. He feels that it is incumbent upon *every* handicapper seeking true success to at least know a *little* something about *appropriate* adjusting vs. over adjusting; I've harped on it for going on 21 years. I'll reiterate the words "Appropriate" and "Little."

In handicapping *too much* knowledge is a dangerous thing.



As expressed by all who attended the Las Vegas Seminar and who read the report in the Daily Racing Form, our hearts and minds reach out to Richard Carter (aka Tom Ainslie). His wife was killed in an accident in February. She was his soul mate for many years. While she has gone on to the just reward granted to all persons of her fine quality, it is he who must bear the burden of loneliness and sorrow that comes when one loses a lifetime companion in the later years of life. He has the love, admiration and prayers of us all. He has done so much to enrich us as handicappers. Yet to those of us who know him as a person, his intellect, philosophy, gentle wit, graciousness, and wisdom go far beyond the realm of horse racing.

DOC SARTIN -

Exotics

Finding the Place Horse


Bottom Line-Betting Line

Thoromation's 2 Adjust

Spot Players might eschew this race based on the conditions: an ALW for horses that are non-winners of \$3,000 other than maiden or claiming. Today's purse, a healthy \$42,000. For non-Spot Players the winner is the second favorite so it's no big deal to get it. The problem here is to find the Place horse at 25 to one and the \$172.40 \$2 Exacta. As "The Hat" so often says, "I was too danged smart" to include the show horse and win the \$1,045 Trifecta because the horse didn't qualify for win. I eliminated it, along with its Tandem race counterpart because they last raced at Hollywood in July of 1995. Relative recency "rules" most often will apply to *winners* but, and I especially know and should have applied the fact that such "rules" frequently do not apply to in-the-money horses! I blew it.

I perused a couple of dozen Handicapping Books written over the past thirty years by the most renowned authors and found that *all* of them focused on *win* only except a couple by Dick Mitchell who quoted the "Counter Energy" concepts originated by me in *The 55% Solution*. Even the venerable Tom Ainslie's references to Place had to deal with potential place "odds" and Place *INSURANCE* bets.

There was *nothing* in all the literature about how to isolate Place or Show horses other than those concepts you'll find in *The 55% Solution: Key to Exotic Wagering*



Many of the books did contain some wagering matrixes for Exacta and Trifecta bets, but they all referred to Win Rankings with no reference to the statistical differentials between the Energy requirements or running styles that isolated Place and Show from Win, except when referring to our material in *The 55% Solution*.

I can understand why Ainslie didn't explore the subject. Exotics were rare when the first edition of his *Complete Guide* was published. His references to Exotics in revised editions and in his *Encyclopedia of Thoroughbred Handicapping* all dealt with monetary aspects. Of course in the heyday of Tom's writing, concepts of Energy and Counter Energy had, oddly enough, yet to be conceived.

The bottom line, however, is that he never used to wager on Exactas. Like so many professionals he once bet Win only. But he's honest and decent enough to tell me about the number of times Quad-Rater races copied to Thoromation and, more recently, Pace Launcher, has picked horses 1-2 and when a 1-2-3 Box has yielded huge exotic profits. He now bets these opportunities.

Since many of you claim to bet "win only," examples of "Finding the Place Horse" are meaningless; but you're leaving, as Tom Brohamer says he does, "a lot of money on the table." Yet, despite all who claim to bet "win only", the most common problems I hear about daily comes from clients who win money by wagering on their top two choices to Win but lose it all back on Exacta and other Exotic Wagers.

This article will be the first in a series to help you to overcome the old Hertz complex and adopt an Avis "Try Harder" philosophy when wagering on Exotics. At the same time it should also help clear up some more aspects of POR/POH relationship that several clients asked me to write more about.

7 Santa Anita Park

6 Furlongs (1:07.1) ALLOWANCE. Purse \$42,000; Fillies, 3-year-olds which are non-winners of \$3,000 other than maiden or claiming or have never won two races. Weight, 120 lbs. Non-winners of a race other than maiden or claiming, allowed 3 lbs. Of a race other than claiming, 5 lbs.



Coupled - Thankyourluckystar and Babelinthewoods

Babelinthewoods

Own: Moss Mr & Mrs Jerome S

B. f. 3 (Feb)
Sire: Woodman (Mr. Prospector)
Dam: Delicate Vine (Knights Choice)
Br: Moss Mr & Mrs Jerry S (Ky)
Tr: Mandella Richard (33 11 6 6 .33)

Lifetime Record : 4 1 1 1 \$38,000

SOLIS A (114 24 24 27 .15)

6Jan96-3SA fst 6f :213 :449 1:091 1:154 @Alw 42000R1X 93 6 5 52 2 2 2 3 3 3 Solis A -LB 117 1.80 87-11 Hidden Lake 117 ⁴ Dancing Prism 117 ³ Babelinthewoods 117 ² 6	1996 1 0 0 1 \$6,300 Turf 0 0 0 0
5 wide early; led inside 1/4	1995 3 1 1 0 \$31,700 Wet 0 0 0 0
10Dec95-3Hol fst 6f :229 :451 :571 1:09 @Althea56k 90 2 6 2 2 2 2 2 2 Solis A -LB 116 4.40 91-09 Raw Gold 122 ³ Babelinthewoods 115 ⁴ Siyah Marie 120 ¹ Inside duel 6	SA 2 1 0 1 \$24,450 Dist 2 1 1 0 \$29,150
70Oct95-9SA fst 6f :214 :442 :571 1:094 @Md Sp Wt 78 1 5 3 3 1 2 1 1 1 Solis A -LB 120 2.90 88-07 Babelinthewoods 120 ⁴ Bubba's Cal 120 ³ Glad's Legacy 120 ¹ Just up 10	
9July95-2Hol fst 5 1/2f :221 :452 :574 1:042 @Md Sp Wt 64 3 5 3 1 4 1 4 3 4 4 Delahoussaye E 118 *70 82-13 Ocean View 118 ² Eastside Lass 118 ¹ Cosmic Fire 118 ³ Off bit slow 6	
WORKOUTS: Jan 27 SA 4f fst :40 H 15:57 @Dec 24 Hol 3f fst :33 H 1:16 Dec 5 Hol 5f fst :1:02 ³ H 9:16 Nov 30 Hol 4f fst :49 ² H 15:29 Nov 4 SA 5f fst :59 ⁴ H 12:46	

Scruples

Own: Hirschmann James W III

Dk. b or br f. 3 (Feb)
Sire: Lyphard's Wish (FR) (Lyphard)
Dam: Ethical Ruler (Ward McAllister)
Br: Carl R. Scott (Ill)
Tr: State Melvin F (41 3 9 5 .07)

Lifetime Record : 2 1 0 0 \$12,159

00UGLAS R R (100 10 14 13 .08)

11Dec95-8Haw fst 6f :23 :483 1:02 1:153 @Md Sp Wt 41 9 4 4 1 4 3 1 1 1 Deegan JC L 115 b *220 (85)-25 Scruples 115 ² Sparking Big 119 ³ Kyla Kiss 119 ¹ All out 9	1995 2 1 0 0 \$12,159 Turf 0 0 0 0
15Nov95-1CD fst 7f :23 :461 1:112 1:24 @Md Sp Wt 19 6 10 7 3 1 6 10 2 1 1 Deegan JC L 119 b 66.50 (93)-09 Ginny Lynn 119 ² Lace Curtain Irish 119 ¹ Ualoaa Lani 119 ⁴ Done early 12	1994 0 0 0 0 Wet 0 0 0 0
WORKOUTS: Jan 29 SA 5f fst 1:01 Hg 22:56 Jan 24 SA 5f pd 1:02 ³ H 36:53 Jan 18 SA 6f fst 1:15 ⁴ H 19:29 Jan 12 SA 5f fst 1:01 H 21:49 Jan 6 SA 6f fst 1:14 H 11:22 Jan 1 SA 5f fst 1:01 ⁴ H 24:25	SA 0 0 0 0 Dist 1 1 0 0 \$12,159

Gaiezza

Own: Haras Santa Maria De Araras

G/fro f. 3 (Mar)
Sire: Buckaroo (Buckpasser)
Dam: Bienda (Dr. Carter)
Br: Haras Santa Maria De Araras (Fla)
Tr: McAnally Ronald (34 4 6 4 .12)

Lifetime Record : 3 1 2 0 \$33,150

BLACK C A (114 12 10 11 .11)

31Dec95-6SA fst 6f :214 :45 :572 1:101 @Md Sp Wt 84 6 1 2 1 2 2 1 1 1 Black C A B 119 *1.40 86-13 Gaiezza 119 ¹ Cantina 119 ¹ Kristillar 119 ² Gamely 10	1995 3 1 2 0 \$33,150 Turf 0 0 0 0
26Nov95-5Hol fst 6f :214 :443 :57 1:101 @Md Sp Wt 82 8 1 1 1 1 1 1 1 1 Black C A B 119 *1.00 87-09 Dancing Prism 119 ¹ Giezza 119 ⁴ Tolly Spellbound 119 ³ Dueled, unfinished 9	1994 0 0 0 0 Wet 0 0 0 0
21Oct95-9SA fst 6f :214 :441 :562 1:084 @Md Sp Wt 83 8 4 3 2 2 2 2 2 Black C A B 120 62.40 85-12 Advancing Star 119 ⁴ Gaiezza 120 ¹ Chile Chatte 120 ¹ Wide early 11	SA 2 1 1 0 \$26,950 Dist 3 1 2 0 \$33,150

Wide Eyed Wanderer

Own: Wygod Mr & Mrs Martin J

STEVENS G L (79 10 19 7 24)

17Dec95-85A fsl 7f :221 :451 1:10 1:223
 2Dec95-4Hol fsl 6f :219 :45 :571 1:10
 WORKOUTS: Jan 21 Hol 5f fsl 1:123 H 3/22 Jan 16 Hol 5f fsl 1:003 H 8/22 Dec 28 Hol 4f fsl :481 H 7/24 Dec 24 Hol 4f fsl 1:152 H 4/6 Dec 18 Hol 7f fsl 1:222 H 6/9 Dec 12 Hol 4f fsl :482 H 16/21

Dk. bor br f. 3 (May)
 Sire: Pirate's Bounty (Hotlet the Flag)
 Dam: Forerunner Faithful (Bravest Roman)
 Br: Wygod Mr & Mrs Martin J (Cal)
 Tr: Hendricks Dan L (22 4 3 0 .18)

L 117

Lifetime Record : 2 1 0 0 \$20,150			
1995	2 1 0 0	\$20,150	Turf 0 0 0 0
1994	0 0 0 0		Wet 0 0 0 0
SA	1 0 0 0	\$2,000	Dist 1 1 0 0 \$18,150

Isola Mia

Own: Durkan Lolly & Martha

SORENSEN D (17 0 1 1 .00)

17Dec95-7YM my 5f :222 :462 :584 1:061
 2Dec95-8YM fsl 6f :223 :48 1:011 1:15
 3Sep95-3YM fsl 6f :224 :46 :584 1:114
 19Aug95-6YM fsl 5f :221 :454 :583 1:051
 6Aug95-4YM fsl 5f :223 :462 :583
 WORKOUTS: Jan 30 SA 3f fsl :382 H 7/28 Jan 24 SA 5f gd 1:003 H 8/23 Jan 18 SA 6f fsl 1:131 Hg 5/29 Jan 12 SA 5f fsl :594 H 7/49 Jan 6 SA 4f fsl :473 H 11/41 Nov 26 YM 5f fsl 1:043 B 12/17

Dk. bor br f. 3 (Apr)
 Sire: Just the Time (Advocator)
 Dam: Isle of View (Burd Alane)
 Br: Kem Diane C (Wash)
 Tr: Publich Michael (15 0 2 3 .00)

L 117

Lifetime Record : 5 1 2 1 \$12,890			
1995	5 1 2 1	\$12,890	Turf 0 0 0 0
1994	0 0 0 0		Wet 1 0 0 0 \$675
SA	0 0 0 0		Dist 2 0 1 1 \$5,915

Rosedale

Own: Weir D E & J E

MCCARRON C J (107 18 20 18 .17)

9Dec95-2Tup fsl 6f :222 :452 :571 1:10
 WORKOUTS: Jan 25 SA 6f fsl 1:122 H 2/17 Jan 19 SA 4f gd :491 H 11/26 Jan 13 SA 3f fsl :361 H 6/29 Jan 7 SA 6f fsl 1:123 H 1/24 Dec 22 Tup 6f fsl 1:142 H 4/5 Dec 15 Tup 5f fsl 1:011 B 32/44

Dk. bor br f. 3 (Apr)
 Sire: Lost Code (Codex)
 Dam: Alden's Juana (John Alden)
 Br: Dee Ellen Cook (Ky)
 Tr: Greenman Walter (23 2 4 4 .09)

117

Lifetime Record : 1 1 0 0 \$2,880			
1995	1 1 0 0	\$2,880	Turf 0 0 0 0
1994	0 0 0 0		Wet 0 0 0 0
SA	0 0 0 0		Dist 1 1 0 0 \$2,880

Liberty Nite

Own: Harrington & Vndrhouden & Vndrhouden

DELAHOUSAYE E (118 16 16 16 .14)

8July95-8Hol fsl 6f :211 :443 :57 1:103
 24Jun95-4Hol fsl 5f :221 :454 :584 1:052
 WORKOUTS: Jan 29 Hol 5f fsl 1:002 H 15/23 Jan 12 Hol 5f fsl 1:023 H 15/27 Jan 5 Hol 5f fsl 1:012 Hg 10/26 Dec 29 Hol 6f fsl 1:16 Hg 14/17 Dec 22 Hol 6f fsl 1:142 H 10/10 Dec 15 Hol 5f gd 1:004 H 12/11

B. f. 3 (Apr)
 Sire: Jazzing Around (Stop the Music)
 Dam: Miles 'n Bys (Night Time)
 Br: Harrington & Vanderhousen (Wash)
 Tr: Harrington Mike (15 0 2 3 .00)

L 117

Lifetime Record : 2 1 0 1 \$33,700			
1995	2 1 0 1	\$33,700	Turf 0 0 0 0
1994	0 0 0 0		Wet 0 0 0 0
SA	0 0 0 0		Dist 1 0 0 1 \$15,000

Wasmi Song

Own: Evans & Feehee & Taylor

ANTLEY C W (106 16 14 11 .15)

8July95-8Hol fsl 6f :211 :443 :57 1:103
 15Jun95-2Hol fsl 5f :214 :45 :574 1:034
 25May95-2Hol fsl 4f :214 :451 :52
 Climbing early, lugged out near 3/8, greenly, finished well
 WORKOUTS: Jan 26 SA 6f fsl 1:162 H 25/32 Jan 20 SA 5f fsl 1:012 Hg 56/107 Jan 12 SA 6f fsl 1:172 H 21/22 Jan 5 SA 5f fsl 1:012 H 30/51 Dec 29 SA 5f fsl 1:02 H 22/40 Dec 22 SA 4f fsl :48 H 16/24

B. f. 3 (Feb)
 Sire: Alwasmi (Northern Dancer)
 Dam: Charlotte's Song (Song)
 Br: Lech Lea Farm Inc (Ky)
 Tr: Dominguez Caesar F (14 2 0 0 .14)

L 117

Lifetime Record : 3 1 1 1 \$43,800			
1995	3 1 1 1	\$43,800	Turf 0 0 0 0
1994	0 0 0 0		Wet 0 0 0 0
SA	0 0 0 0		Dist 1 0 1 0 \$20,000

Sheza Valentine

Own: Alberts & Ball & Maloney

BLANC B (126 12 9 13 .10)

10Jan96-15A fsl 6f :214 :451 :574 1:104
 WORKOUTS: Jan 27 SA 5f fsl :591 H 2/83 Jan 22 SA tr 4f my 1:184 H 1/1 Jan 16 SA 4f fsl :481 H 23/41 Jan 7 SA 3f fsl :352 Hg 3/23 Jan 1 SA 4f fsl :484 H 24/25 Dec 26 SA 6f fsl 1:14 Hg 1/18

B. f. 3 (Mar)
 Sire: Cause for Pause (Baldski)
 Dam: Flying Valentine (Flying Pastor)
 Br: Cal Fischer (Cal)
 Tr: Moreno Henry (13 1 3 2 .08)

1105

Lifetime Record : 1 1 0 0 \$10,450			
1996	1 1 0 0	\$10,450	Turf 0 0 0 0
1995	0 0 0 0		Wet 0 0 0 0
SA	1 1 0 0	\$10,450	Dist 1 1 0 0 \$10,450

Little Gumphr

Own: Kenis & 3 Plus U Stable

PINCAY L JR (57 5 10 6 .09)

31Dec95-85A fsl 7f :221 :451 1:10 1:223
 3Dec95-3Hol fsl 6f :223 :454 :581 1:102
 8July95-8Hol fsl 6f :211 :443 :57 1:103
 31May95-3Hol fsl 5f :222 :463 :59
 WORKOUTS: Jan 24 Hol 6f fsl 1:132 H 7/20 Jan 18 Hol 4f fsl :483 H 6/42 Dec 28 Hol 5f fsl 1:01 H 10/35 Dec 21 Hol 4f fsl :47 H 4/26 Dec 12 Hol 5f fsl :583 H 4/46 Dec 1 Hol 4f fsl :594 Hg 15/18

B. f. 3 (Apr)
 Sire: Wheatly Hall (Norcliffe)
 Dam: Tigress Sun (Great Sun)
 Br: Jack Van Berg (Cal)
 Tr: Van Berg Jack C (38 2 6 5 .05)

117

Lifetime Record : 4 1 0 0 \$22,900			
1995	4 1 0 0	\$22,900	Turf 0 0 0 0
1994	0 0 0 0		Wet 0 0 0 0
SA	1 0 0 0		Dist 2 0 0 0 \$2,550

PACELINE DATA

SA 2-2-96 7 6 D

#	NAME	L	DIST	S	1stC	2ndC	3rdC	FncC	BL1	BL2	BLS	BLF	SR	TV	ADJ	N T
1	BABS	1	6.5	D	21.3	44.3	109.1	115.4	2.75	0.50	0.50	3.75	89	11	0.0	2
2	GAIZ	1	6.0	D	21.4	45.0	57.2	110.1	1.00	0.10	0.00	0.00	86	13	0.0	1
3	WIDE	2	6.0	D	21.3	45.0	57.1	110.0	2.00	1.50	0.00	0.00	87	9	0.0	3
4	WAS	1	6.0	D	21.1	44.3	57.0	110.3	10.00	3.75	5.50	0.75	86	10	0.0	3
5	SHEZA	1	6.0	D	21.4	45.1	57.4	110.4	4.50	2.50	0.00	0.00	84	13	0.0	3
6	W MO*	0	6.0	D	21.4	45.0	57.0	110.1	1.50	1.75	0.00	0.00	88	11	0.0	3
7	P-MO*	0	6.0	D	22.0	45.1	57.2	110.2	4.75	2.50	1.00	1.00	84	11	0.0	3
8	BAB2	2	6.0	D	21.4	44.2	57.1	109.4	0.50	0.10	2.00	3.50	87	9	0.0	2
9	S-MO*	0	6.0	D	22.3	45.3	58.0	110.3	8.00	8.00	4.00	1.50	82	13	0.0	4

Equalize Distances 1=Yes

With *this* Bottom Line - Betting Line

BOTTOM LINE -- BETTING LINE

SA 2-2-98 7 6 D

RAW		WIN ODDS ONLY		ADJUSTED		
BOTTOM LINE	BETTING LINE	ODDS	ODDS	BOTTOM LINE	BETTING LINE	WENT OFF AT
1. WIDE	19.0	EVEN	1 WIDE	21.0	EVEN	2.2-1
2. BAB-F	18.5	EVEN	2 GAIZ	19.0	EVEN	8-1-1
3. GAIZ	18.0	2-1	3 SHEZA	18.0	2-1	25-1
4. SHEZA	13.0	3-1	4 BAB-F	13.0	3-1	3-2

6246—SEVENTH RACE, 6 Furlongs, Purse \$42,000, Allowance, Fillies, 3-year-olds.

Index	Horse and Jockey	WL	PP	ST	¼	½	¾	Str.	Fin.	To \$1
6044	Wide Eyed Wanderer, O Stevens	117	4	6	2 ^{hd}	11		13 ^h	13 ^h	2.20
(6097)	Sheza Valentine, B Blanc	110	9	2	5 ²	3 ^h		2 ^h	2 ²	25.20
1520	Wasm Song, C Antley	117	8	8	8 ³	7 ^{hd}		4 ¹	3 ^{4^h}	6.30
1520	Liberty Nite, E Delahoussaye	117	7	3	6 ^h	6 ³		6 ^{1^h}	4 ^{1⁴}	15.70
—	Rosedale, C McCarron	117	6	1	3 ^{hd}	21		3 ^{2^h}	5 ^{1^h}	10.50
6044	Little Gumpster, L Pincay Jr.	117	10	9	10	9 ^h		7 ³	6 ^{2^h}	39.70
6081	A-Babinehwoods, A Sois	117	1	4	4 ²	4 ^h		5 ^h	7 ^{1^h}	1.50
—	Isola Mia, D Sonneson	117	5	7	7 ⁴	8 ¹		9 ³	8 ^h	61.40
(6042)	Galezza, C Black	117	3	5	1 ^{hd}	5 ²		8 ^h	9 ³	8.10
—	Scrapsie, R Douglas	117	2	10	9 ^{hd}	10		10	10	77.40

Scratched -- Thankyourluckystar

- 4—WIDE EYED WANDERER..... 8.40 5.20 3.20
- 9—SHEZA VALENTINE..... 14.40 6.20
- 8—WASMI SONG..... 4.00

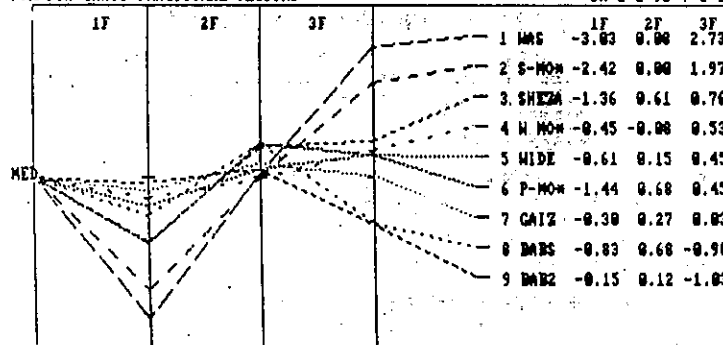
ON: 4:03 Time: :21.4 :45 :57.3 1:10 2/5, Track: Cloudy Good, Winner-dbb.1.3 Pirate's Bounty-Forever Faithful, Tr-Dan, L Hendricks Own-Mr & Mrs Martin J Wygod, Mutuel Pool \$243,995, Exacta Pool \$213,193, Quinella Pool \$41,056, Triple Pool \$84,635 Trifecta Pool \$240,370.

\$2 EXACTA (4-9) PAID \$172.40 \$2 QUINELLA (4-9) PAID \$114.00
 \$3 TRIPLE (1/3/4) PAID \$1,967.40 \$2 TRIFECTA (4-9-8) PAID \$1,045.40

When we eliminate the Tandem of *LIB & WAS*, who last ran at Hollywood Park on July 8, 1995, we see this:

POR/POH CHAOS FRACTIONAL VECTORS

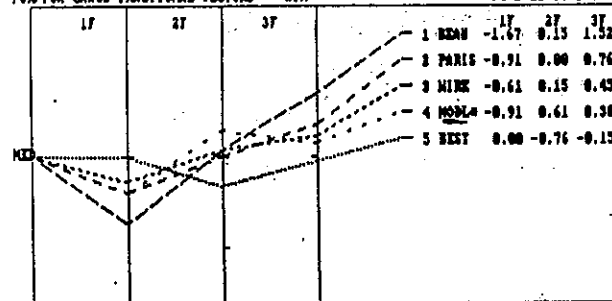
SA 2-2-96 7 6 D



POR/POH CHAOS FRACTIONAL VECTORS

POR/POH CHAOS FRACTIONAL VECTORS -- ATM

FG 1-11-96 1 6 D









*WIN MODEL

Leaving **WIDE**, **GAIZ** & **SHEZA** as the only VALUE horses. The favorite, **BABE** went off at odds of 3-2, close to even, as predicted. So boxing **WIDE**, **GAIZ** & **SHEZA** yields a \$172.40 for a \$12 investment.

Since this article is dedicated to finding the PLACE horse, **SHEZA**, let me ask you first if you don't consider an obvious \$6.40 win mutuel somewhat paltry? But is a \$14.40 Place price, in lieu of a short priced winner, worth the effort?

If you do, look what happens when you copy the race from Pace Launcher III, with two key strokes to Thoromation. The program calls for a 2 Adjust:

	1 BAB-1	
	2 GAIZ1	
	3 WIDE2	W
	4 WAS 1	S
	5 SHEZ1	P
	6 BAB2	

Those who think WIN ONLY and *never* use 2 adjust, will get the winner with a (1) adjust. Offering testimony to my thesis that getting in-the-money horses, especially the Place horse, might require a different approach, you see **SHEZA** emerge with the winner 1-2, or 2-1 if you use the EQA-JUST.

Now, let's look at the Thoromation readouts to which clients seldom refer, The POR/POR option which is the essence of the Match Up.


Something that's been on every program since the beginning,, but largely overlooked:

PACE OF RACE/PACE OF HORSE

DIAGRAM OF RUNNING PATTERNS

POR	35.63	32.89	30.78
WIDE2	35.41	32.94	30.92
RATIO	99.39	100.15	100.45
	- .61	+ .15	+ .45

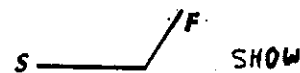
3
HIDDEN ENERGY



I ELIMINATED
BASED ON "REGENCY."
COST ME A \$1.045
TRIFECTA

POR	36.30	32.89	29.60
VAS 1	35.20	32.91	30.41
RATIO	98.97	100.08	102.73
	- 3.03	+ .08	+ 2.73

6
ONE MOVE CLOSER +



POR	35.30	33.17	30.54
GAIZI	35.20	33.28	30.55
RATIO	99.70	100.27	100.03
	+ .30	+ .27	+ .03

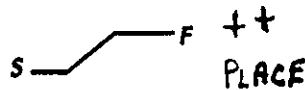
2
"TURN TIME" (2nd Fraction) MOVE



GOT THE \$172.40 EXACTA

POR	35.30	32.89	30.08
SHEZI	34.82	33.09	30.29
RATIO	98.64	100.61	100.76
	- 1.36	+ .61	+ .76

3
HIDDEN ENERGY



FAVORITE

POR	35.63	33.48	31.29
BAB-1	35.33	33.89	30.98
RATIO	99.17	100.88	99.02
	- .83	+ .68	- .98

2
"TURN TIME" (2nd Fraction) MOVE



* EXAMINE THE WEAKNESS
IN BABE'S AND GAIZ'S
RUNNING PATTERNS

These are ENERGY figures. In Synergetic Match Up II, they're in VELOCITY. In Quad-Rater, Chaos mathematics. The bottom readout line: percentages are the same. They are more important than the POR/POH numbers alone for spotting in-the-money horses and long shots whose running times, Energy or Chaos figures, may make them seem "ugly."

I did *not* include *WAS* in my own contender selection. Viewing the horse's POR/POH readout, I guess I should have. But, just as you and all others, I do make some costly mistakes. This one cost me a \$1,045 Trifecta. I Include *WAS*, after the fact for your benefit. It didn't help me much, I also left out the Show horse the next day, costing me an even bigger Trifecta (\$15,277.40).

You'll note that all winners and in-the-money horses either *set* or *overcome* the Pace of the Race they ran against. In the above figures you see that the place horse *SHEZA* has the greatest first fraction deficiency but relative to the other contenders, overcomes most in both the second and third fractions. The winner, *WIDE*, has the second least 1st fraction deficiency, makes a minor 2nd fraction move and then comes on the final heat. *GAIZ*, the favorite is closest to being a pure Early horse

Naturally, the percentage points of winners will add up to 100. By evaluating the minus/plus percentage factors and where they occur in Win, Place and Show we can learn where minus and plus factors are important. If a horse is 000 is all three fractions it may be best under certain circumstances. In other races early minuses overcome by later pluses may produce the win and in-the-money horses.

In the column next to the POR/POH graphs I've identified the running style of each contender. This is another excellent factor to evaluate. Identify the running pattern that *wins* and finishes in-the-money, by track(s) distance and surface. On this day Santa Anita was between rains. The profitable wagers pattern turned *less* Early, and more favoring to Hidden.

Never assume that because the money horses ran one way at a given track last week that it will continue the next. Situations change. Learn to "Go With The Flow."

As seen in the Pace Launcher graphs below. The track is *still* favoring Early, but far *less* early than in previous days. On this day and the next, an Early-Late Differential more than 10.3 to 14, or an Early percentage of between 56 to 58 percent, was *too fast, too early*. The winner, *WIDE* and the Place horse, *SHEZA* had almost identical Early/Late differences *and* percentages. In this instance, the Counter Energy horse, *WAS*, showed.

Frank Plank, B.C. Canada...

Winning at Sha Fin Racetrack, Hong Kong Via Satellite

I used Quad Rater. Entered the 8 best speed rated horses. I made multiple horse wagers on the top *three* because the odds were so high on them. Exacta and Trifecta wagers are *most* profitable as you see from the copies of my profitable tickets. Because of the track surface and English style riding, my Model says that on the energy E.S.P. only Presser, Sustained and Late horses win, place and show. The rare exception is at six furlongs where an occasional Early will win but never place or show.

I enclose the payouts for last Saturday's races (13, Jan. 1996). I won the 1st, 2nd, 4th, 6th, 7th, and 8th as you can see.

40024 W 040302 13-Jan-96

TBC
TELETHEATRE

Race 1 13-Jan-96 13E
HONG KONG

OFFICIAL PRICES

\$2	WIN	PLACE	SHOW
	\$10.00	\$3.00	\$2.60
		\$2.40	\$3.20
			\$3.90
EXACTA	1/10		\$31.20
TRIFECTA	1/10/12		\$178.40

40024 W 040302 13-Jan-96

TBC
TELETHEATRE

Race 2 13-Jan-96 13E
HONG KONG

OFFICIAL PRICES

\$2	WIN	PLACE	SHOW
	\$14.20	\$7.70	\$4.80
		\$5.10	\$3.30
			\$3.60
EXACTA	3/1		\$26.80
TRIFECTA	3/1/5		\$347.40

40024 W 040302 13-Jan-96

TBC
TELETHEATRE

Race 4 13-Jan-96 13E
HONG KONG

OFFICIAL PRICES

\$2	WIN	PLACE	SHOW
	\$26.40	\$9.00	\$9.50
		\$6.00	\$3.80
			\$33.40
EXACTA	4/12		\$115.20
TRIFECTA	4/12/7		\$4069.00

40024 W 040302 13-Jan-96

TBC
TELETHEATRE

Race 6 13-Jan-96 13E
HONG KONG

OFFICIAL PRICES

\$2	WIN	PLACE	SHOW
	\$39.10	\$30.20	\$17.20
		\$36.80	\$30.20
			\$8.30
EXACTA	2/2		\$1066.10
TRIFECTA	2/2/9		\$4340.10
	2/4/4		\$3324.00
	2/4/4		\$6120.35

40024 W 040302 13-Jan-96

TBC
TELETHEATRE

Race 7 13-Jan-96 13E
HONG KONG

OFFICIAL PRICES

\$2	WIN	PLACE	SHOW
	\$18.10	\$9.10	\$9.40
		\$7.10	\$5.60
			\$11.30
EXACTA	6/4		\$59.00
TRIFECTA	6/4/6		\$500.80
	6/4/8		\$349.50

Scratches: 5

40024 W 040302 13-Jan-96

TBC
TELETHEATRE

Race 8 13-Jan-96 13E
HONG KONG

OFFICIAL PRICES

\$2	WIN	PLACE	SHOW
	\$4.00	\$3.20	\$3.10
		\$19.80	\$10.10
			\$7.30
EXACTA	14/6		\$72.50
TRIFECTA	6/14/6		\$42.80
	14/6/2		\$584.70

DOC COMMENTS: A few years ago when Adrian Nepomuceno came to visit me (he was still living in Macao and wagering in Hong Kong) and to consult about using our programs with metric and using a metric ruler to get beaten lengths from accurate racing program photography. He now lives in Vancouver B.C. and is helping other Canadian clients with those lucrative Hong Kong races. It seems some clients no longer need help.



Howard G. Sartin, Ph.D

The Psychology of Winning

Synapses & Neurotransmitters

Just common everyday things you'll read about in any handicapping text, right? Maybe not, but without properly utilizing them no text will make any sense to you. By the same token, improper utilization can make nonsensical instruction seem to make sense.

Technically defined, we're talking about boutons making contact with receptors within our neuro-physical structure. Axons (neurons), like a screwdriver, contacting with dendrites, the groove in the screw. The space between is the GAP. This applies also to the way that neuro-transmitters from the brain are relayed to the rest of our structure, causing us to behave in accordance with the effectiveness of the relay. Any self-respecting neurologist will shudder at such a simple definition; yet I know some neurologists who have trouble understanding the 2 adjust in Thoromation. So we're even.

For all handicappers, a simplistic, basic understanding of the synaptic function is essential because IT is the chief cause of *inconsistent* handicapping and a cyclic win proficiency. In several previous Psychology of Winning columns I have explained how synaptic bonds often are severed through surgery or serious trauma, injury, organic failure or severe dysfunction.

While there are still a few M.D.'S around who refuse to accept the fact that an emotional or experiential trauma equates with physical trauma, it is nonetheless true despite structuralist dogma or, perhaps because of it. I say "because" since it was their dogma that led others to explore alternative healing procedures.

Many of you write, call or come to see me in person about problems in your life after which your handicapping seems to go into a losing spin. I know. It happened to me after my hospitalization for renal failure. I looked at a Racing Form and it made no sense. I tried to write columns for the Follow Up after my hospitalization and I labored painfully for two days to get out a page and a half.

Habits, good or bad, are learned (synaptic) responses. They're *grooved* behavior. Which is to say the stimulus-response bond that caused the habit to begin with, is virtually welded together into an almost immovable groove. This is why habits are so hard to break. The brain's neuro-transmissions to bodily organs, musculature and the Central and subsidiary nervous systems are fixated by repetition so the brain itself becomes stagnated and, in truth, your cognitive abilities to overcome such habits become highly limited.

Therefore, LOSING is *not* just a negative experience necessarily caused by insufficient information or an invalid "system." It is a learned, synaptic response transmitted by your brain to your behavioral persona and no amount of knowledge or viability of handicapping method is going to change it *unless you break the synaptic bond!*

For this kind of person a trauma, emotional or physical, might serve a positive purpose. As you know, the statistically few alcohol or narcotic addicts and pathological gamblers who are actually cured, will testify that they had to hit bottom first; that only some inner force that tugged at their sense of dignity, spiritual values, responsibility to family, self or society, caused them to implement the essential behavioral change. They literally BROKE the habit. The word "broke" is most appropriate because here, the break is real, not rhetorical.

Trying to convince people who have had the benefit of competent instruction, that their "LOSING" is just a habit, has mixed responses. Some truly seek change, others become offended. They're seemingly incapable of "breaking" away from their own fixed and systematized delusions about handicapping. They're suffering from a kind of socially accepted paranoia, and paranoia is the most difficult of all mental disorders to cure.

Many clients seem willing to re-frame themselves, per Follow Up 54 and seminar lectures by Phil Gowens and myself. I've probably had more positive client input from that article and the "psychology" session from the November '95 Las Vegas Seminar than from anything previous. Neither the article nor the "seminar sessions" were simple. We didn't revert to "common usage" type language. I was just as arcane as ever and Phil used terms from Abraham Maltz and Neuro Linguistic Programming texts. Maybe it was the pictures that accompanied the article and Phil's charisma that turned the trick.

Whatever the cause, a lot of clients are beginning to attempt what is commonly called RE-FRAMING (or re-parenting). They're doing it *for themselves*, looking **within** instead of without for reasons causing their times of failure. Of course, we all have times of failure: myself, Shane, Brohamer, Bradshaw, Connolly, Palermo, you name 'em.

We just don't let it become a HABIT! There's the rub. I could go on and on here, but instead I strongly suggest that you re-read the Psychology of Winning column in Follow Up #54.

Then there is the other side of the same coin: those with a winning habit who have it broken by ill health, auto or other kinds of accidents, surgery, marital or lover problems, or financial setbacks caused by whatever - (The IRS and being laid off, topping the list).

Suddenly they found some of their synapses had snapped. The response might range from depression, erratic behavioral changes to night tremors: waking up in a cold sweat, parasomnia, psychotic somnambulism in which violent, aggressive dreams can go so far as to be physically acted out.

Phil Gowens, NLP and other schools of pure behaviorism feel that your problems are functional and can be manipulated and controlled by self or others. This Skinnerian overview dominated psychology for a couple of decades but was tilted so far right that medically-oriented researchers and practitioners began revolting. As a result the field of human behavior is now more balanced. The emotional, psychological and neurological functions from and to the brain are back in fashion. While contemporary clinicians are loathe to admit it; and the passing of time has brought us greater knowledge, research facilities and equipment, psychiatry has gone almost full cycle back to early Freud whose original research was done on the portion of the brain known as the MEDULLA OBLONGATA.

Hence, the influence of neurotransmitters stemming from the brain, its chemistry and components like the thalamus, hypothalamus and, especially, their inter-relationship with the amygdala, also greatly influence both our handicapping AND our wagering strategy. Clients will tell me that they remember all the valuable lessons learned from seminars, manuals and the Follow Up, yet fall into a state of cognitive amnesia when faced with the ambience of the track or wagering center. It is probably their amygdala taking over. This little pea-shaped portion of the brain processes information that is perceived *emotionally*. It triggers the "Fight-or-Flight" response before the cortical centers of the brain can fully understand what's happening and return one to a cognitive state.

The Fight or Flight condition is one all of you have described to me at one time or another. It takes many forms. Winning a race or two then becoming afraid to bet the next because of wanting to quit while ahead. Lose a race or two then failing to wager appropriately (or at all) on the next fearing another failure. This is FLIGHT.

Going off helter-skelter in a hypomanic state at the track or off-site wagering center: betting on horses other than those you appropriately handicapped at home. Following the advice of tipsters or friends and strangers alike, letting their alleged judgment overwhelm your own; allowing something you read in a book influence you when you had previously discounted the book as being erroneous. Betting, rather than investing too much on a SINGLE horse only to have the "other choice" come in and pay \$24.80 (happened to a client last week). Plunging more than called for on a losing bet and putting too little on a winning bet. All this kind of erratic behavior falls under the category of "FIGHT." You're fighting your "normal" self, rational cognition *and* the guidelines of a Methodology that works when you are rational.

In Follow Up #39 I offered pictures showing how the Cerebral Cortex, Subcortex and the Sympathetic and Parasympathetic Nervous Systems effect our cognitive and physical responses. A lot of clients were less interested in the subject then than they are now. Many others have begun subscribing since that issue. Back issues are available.

The object of publishing neuro-physiological graphs and reasonably explicit technical verbiage is not an exercise in so-called "big words." The design is to help explain how and why your entire being can be affected positively or negatively by emotion. The major restraints against successful handicapping are *fear*, *guilt* and *anger*, as depicted in Follow Up #39. You've all admitted quite frankly to the fear and guilt. If you've never experienced anger yourself, just mingle with the crowd after any race, you'll get an earful.

In previous issues I've mentioned the chemical substrate SEROTONIN. Without getting technical by using the term: 5-hydroxytryptamine, this chemical also serves as a cerebral synaptic inhibitor. I seem to draw persons with high serotonin levels. If we may assume that this substrate is at least part of the cause, hundreds of clients who report high win percentages and R.O.I.'s that exceed the belief capacity of the most renowned experts, also admit to making wagers that range from 5 to 20 dollars a race.

These wagering sums seem so paltry to people like Andy Beyer, Dick Mitchell, Steve Davidowitz, et al, that they disdain those making them and dismiss all possibility that such low wagering sums can possibly come from winners. These gentlemen and those following their wagering examples, would appear to have serotonin deficiencies. Please don't interpret the term "deficiency" as being derogatory. It is not. Low serotonin level persons are gambling's high rollers, heroic members of SWAT teams, sky divers, mountain climbers, Kamikaze pilots, and those professionally inclined to extinguish oil field fires.

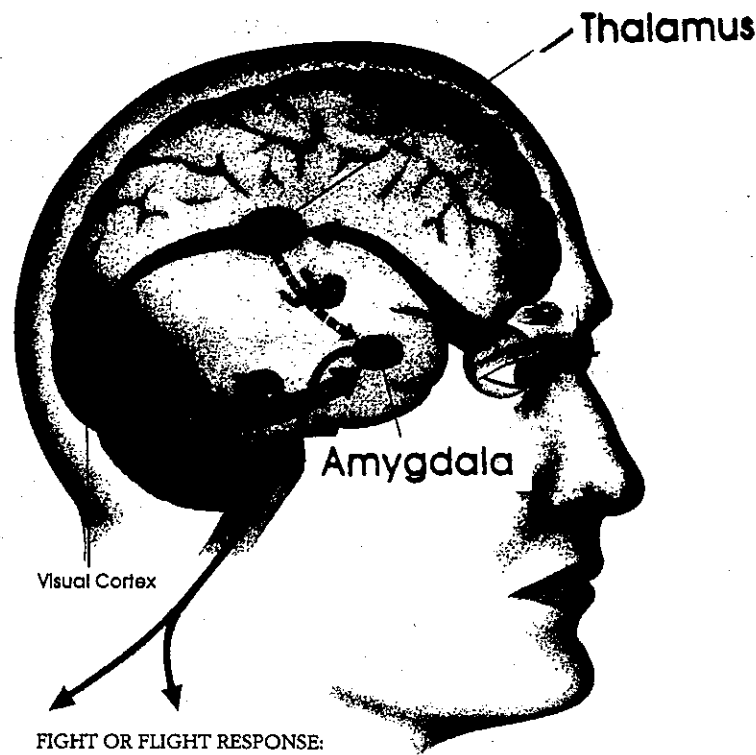
When a client reports a (documented) win consistent 60+ percent, an R.O.I. in excess of 1.50 and still bets only \$20 or less per race, I suspect either an extremely high serotonin level or one of the other inhibitors I've addressed when discussing emotions and "Emotional Intelligence." (see Follow Ups #54-55). The neurotransmitter known as GABA also contributes considerably to the regulation of Anxiety and, in wagering, anxiety is the handmaiden of non-success.

If you cannot overcome through functional therapy, visualization or self-talk, you might consider going to a qualified neurologist or neuro-surgeon for testing: including a brain scan. If you *do* and the practitioner laughs you off when you tell him/her you're a handicapper, don't feel ridiculous. Find another doctor. I've met a number of persons in this organization with clearly defined neurotransmitter disorders. They function with stubborn resistance to all proven procedures. They persist in following a self-devised contender/selection/handicapping process. Admirable if it works. But if not, dangerously self-deluding, especially when they go around crying poverty. This kind of behavior is the ultimate example of FLIGHT.

Manifesting it embodies all aspects of the behavioral, neuro-synaptic, brain structure and chemistry subject discussed in this article. Victims of this problem voice a measure of pride in their plight by calling themselves "eccentric." They appear smug and openly claim far greater wisdom and esoteric knowledge than those trying to help them. In

truth, if their poverty is as genuine as they declare, they are just self-destructive and their smug resistance is their real enemy.

I humbly suggest if any of the material in this article applies to you, that you *do something about it!*



FIGHT OR FLIGHT RESPONSE:
Heart rate and blood pressure increase. Large muscles prepare for quick action.

A visual signal first goes from the retina to the thalamus, where it is translated into the language of the brain. Most of the message then goes to the visual cortex, where it is analyzed and assessed for meaning and appropriate response; if that response is emotional, a signal goes to the amygdala to activate the emotional centers. But a smaller portion of the original signal goes straight from the thalamus to the amygdala in a quicker transmission, allowing a faster (though less precise) response. Thus the amygdala can trigger an emotional response before the cortical centers have fully understood what is happening.

Courtesy Daniel Goleman, Ph.D
Emotional Intelligence
Bantam Books, 1995



VOX POPULI

THE CLIENTS SPEAK

Dear Dr. Sartin,
In going through back issue of American Turf (9/94) I came across your article *Handicapping's New Paradigm*.

If your offer to supply the median energy formula to ATM subscribers still stands I would be most interested in having the formula. I have been handicapping for the past two years and the whole area of pace is one I find most interesting. I read your article in the 8/95 issue of American Turf *Talbot's Pace Strategies: Still Alive and Well* and though it was a "gem".

Anxiously looking forward to your reply-
N.T., Canada

Dear Shane,

...Thanks for your help and friendship and most of all PATIENCE! I feel like an idiot when it comes to computers. I'm in awe of how you learned your skills so quickly. You dad must be very proud.

I hope to get out there sometime soon and visit, until then give my best to all and again, Thanks.
A.C., California

Dear Howard,

I recently had the opportunity to invest a day at the races from Santa Anita. It turned out to be a quite profitable day. I invested in 7 races and won 5 for win percent of 71. I connected on 5 of 7 exactas and 2 of 3 triactors.

The opening feature on Quad-Rater is by far the feature going to get your contenders. This makes it so simple to get right horses in the program.

You are such a genius for making such a program. Quad-Rater is a stand alone program but with confirmation with Thoromation these two go hand in hand.

I've enclosed my print outs of the day's races.

...There are no newspaper results but I have enclosed the prices from the program.

Quite impressed
D.C.M., Canada

Ladies and Gentlemen:

Please forward workbooks for Okla. City-Oct '95 and Las Vegas-Nov '95 to complement audio tapes purchased from Joe Reay.

...always, the joy and profits I derive from this sport owe much to your support and wisdom.

Many thanks,
M.F., Rhode Island

To Whom It May Concern:

Previously (2/12/96), I mentioned that I would like to return Pace Launcher 1, as I wished to become a client and didn't think that this program would benefit me. However, last Sunday afternoon, I became curious, and loaded it onto my computer. I find it an excellent program (the first handicapping program I ever purchased). I am handicapping 6F races at Gulfstream; this is all I currently have time for. I just started a decision model, and was pleased to include 'A Cut of Sunny' as a win candidate in the 5th race, Monday, 2/19/96. 'A Cut of Sunny' paid \$42.60 to win.

H. H., Canada

DOC COMMENTS: The Pace Launcher 1 he bought was a non-client program. If he likes what *it* does, wait 'til he sees Pace Launcher 3.

Dear Doc and all:

Oops! The time has slipped by on me. Last night I was dreaming about The Follow Up. Then I awoke realizing that I had not renewed my subscription yet. Here it is. The dream would have become a nightmare if I missed a Follow Up.

J.B., California

Dear Doc, Jim, Shane & Staff,
Here is my order for Quad Rater and Factor Evaluator. I do not know the exact price, so here is a blank check for you to fill in the amount (how's that for trust).

I had the distinct pleasure of meeting Doc, Jim & his lovely wife at the OK Seminar.

Thanks to Jimmy & Shane for being so patient in helping me to understand how to use my computer to run my programs. (started out computer illiterate).

My win-horse ratio is over 50% and am looking forward to using Quad Rater with my Synergetic Match Up II.

If all goes well, I'll be calling for an appointment to trade up to Thoromation.

Thank you all at O. Henry House for making me a winner.

D.W., Minnesota

P.S. Almost forgot Glen Connolly and his most informative teaching.

DOC COMMENTS: In a business dominated by a degree of fraud, it is heartwarming to command enough respect to get a blank check.

Dear Dr. Sartin:

Your latest program, Pace Launcher 3, is the best ever. It is comprehensive and easy to use. The graphs are most useful.

The only way to improve this program would be to provide limousine service to the track.

Thank you again.

S.D., California

To Doc

...took your advice on getting Pace Launcher III. I would also like the following:

Money Management, Tandem Race, Psychology of Winning, plus the Sartin video's of the Nov. Seminar plus the workbook that goes with it if possible.

Your programs are out of this world, hope to see you at one the future seminars...

M.R., Canada

Pace Launcher III letter:

Dear Howard,

...I have run a few races that were all of the same paceline distance and didn't equalize them. The results, following the very clear, simple instructions in the manual are extremely impressive. One in particular is a \$92 winner and big exacta that you may want to consider for the follow Up. Simply do it as per instructed, can't lose the race, or exacta.

I will indeed spread the word!

You have helped keep me going for over 12 years now. Thanks for being there.

E.A., Nevada

Dear Dr. Sartin,

I have been a member since 1992 (fall) and started by hand with TPR. Then I did Phase III by hand and eventually bought a computer ... and got Quad-Rater.

I want to tell you how fortunate and thankful I am to be a member.

P.M., Illinois

Hi Folks,

...I received the tapes and played them over the weekend. Techniques from that listening allowed me to win the late pick 3 at Aqueduct today (#6 - \$9.30, #7 - \$17.60, #8 - \$34.40) for a pay off of \$560.00.

The reason I won was after listening to the tapes I finally understood what a *corollary* means. Doc's explanation of the paradigm screen in Synergetic Match Up was outstanding. I had always ignored that screen - but no more. Once again thank you.

C.B. New York

DOC'S COMMENT: anyone needing a definition of COROLLARY, here it is from Webster (and me)

COROLLARY - A PROPOSITION THAT FOLLOWS AND CONFIRMS ANOTHER THAT HAS BEEN PROVED. AN INFERENCE OR DEDUCTION. ANYTHING THAT FOLLOWS AS BEING A NORMAL RESULT.

In Sartinese: confirming a result with one or more other results (read 'result' as read out(s)).

Kudos for Glen Connolly:

...First, Glen connolly's Quad Rater piece in the November seminar workbook is a masterpiece. He really got to the core on analyzing the readouts associated with this program. I cannot get enough of his insight and can't wait to hear him speak at this seminar. Glen, above all other teachers in the methodology, has been the most informative and inspiring to me.

Then, it's time for me to move on to Thoromation IIA.

V.Y., California

Dear Dr. Sartin:

Enclosed please find my first Thoromation reports. I averaged 55% for the first 40 races with the program. I have a firm grasp of the opposite screen procedure as well as when a two adjust is called for, therefore despite your recommendation I did not record the alternate adjust at the west coast tracks.

I have played a few races in New York and I do record the two adjust for these tracks. As you know the weather makes the track conditions much more varied than in California.

I love the program and will be ordering the updated version under separate cover. Thank you for all your help and inspiration.
R.J., New York

DOC COMMENTS: Positive proficiency for a first time user. He can only get better.

Dear staff:

...Also please again thank Shane for his help on the tech line. Not only was he polite, clear and concise with his answers to my questions but he was very patient!! He is really providing a valuable service that is a godsend to people like myself who used to know all their DOS commands, etc., but have forgotten many of them. Keep up this wonderful service!!...
Many thanks again!
D.W., Nebraska

From the Comments Section on Pace Launcher 3's Registration:

Just got it, but it seems to be remarkable in its ability to model and hit winners and place - should make my time at the track much more profitable. It is very easy to use as it follows the approach of Quad-Rater and easy to set up.
R.C., Kansas

Doc & Shane

I recently hit a \$6,500 Trifecta using AODDS and Thoromation - right on top 1st 3 horses. If you want details let me know.

R.F., Pennsylvania

DOC COMMENTS: We've asked Bob to be our Problem Race Analyst

Dear Dr. Sartin,

Thanks so much for the new (Thoromation 2) software. It's working great. Here is my original EXDC/KGEN disk. Thanks for the use of such a marvelous program.

J.L., California

O. Henry:

I am returning my old Thoromation program and I look forward to using the new Thoromation 2A with the same success. As a client I certainly appreciate Dr. Sartin's goal of making us all self reliant and keeping us ahead of the pack which he has accomplished with his continually advancing computer programs on our behalf.
Thanks to all

J.S. Florida

Dear Dr. Sartin:

...May I take this opportunity to thank you for bringing to the racing industry (for the) first time **you are responsible for your own interpretations and actions**

message. Having raced horses since 1927 (old Tanforan Track, San Mateo). I have been indoctrinated in and have accepted many of the myths which you are knocking out of my mind. Thank goodness for that! Last year I gave up all my interests in my horses due to the continuing illness of my wife and old age.

I wish you the best of health and happiness in your continued improvement of the race go'ers ability to finally win at the races.

Sincerely,

F.W., California

Doc,

I just put down the latest follow Up #54 and found it to be most useful especially your **WHICH COMPUTER PROGRAM IS BEST** commentary and, your continuing quest **The Psychology of Winning** section. I find your work to be invaluable that not only makes me a proficient handicapper, but a person who feels any task can be accomplished with hard work and the right approach. I look forward to reading your **Sartin On Pace** book Please let me know as soon as it is available. Even though I am having success with Quad/EXDC combo, I do want to use the Thoromation 2A upgrade...

All the best,

N.L., New Jersey

Dear Doc,

...I have been meaning to drop you a line regarding the Chaos/Entropy manual. It is one of the most concise and easy to understand manuals you have ever written.

Thanks

R.I., Oklahoma

Dear Dr. Sartin:

...My favorite articles are your discourses on psychology. I very much enjoyed your discussion of I.Q. and Emotional I.Q. I could not agree more that 20% is structural intelligence, 80% is emotional intelligence.

We share three things in common: Jazz, horse racing, psychology (and Donald Powell Wilson). I am a student in all of them and worship at your altar.

I felt like listening to some old LPs and cassettes, and taped some of them for your possible enjoyment. Most of this stuff is 40ish, a period when everyone was addressed as "Jack."

M.P., California

DOC COMMENTS: Dr. Donald Wilson was a college professor that M.P. and I had at two different universities several years apart. Wilson was arguably the best teacher of clinical psychology ever.

Dear Doc:

...Also you will find another check in the amount of \$89 to over the cost of sending me the Thoromation 2A upgrade discussed at page 43 of #54 Follow Up. I am consistently successful with my current twelve

horse field EXDC/KGEN Combo version of Thoromation, especially when used in conjunction with AODDS. On the other hand, I am curious as to how version 2A compares with the original. Just one more winner in a 20 race cycle will really make me happy!

A.C., Virginia

O. Henry:

Please find my check for \$89.00 for the upgrade to Thoromation 2A. I am looking forward to using it, but can not think it would be any better than the old Thoromation as I just hit Hail Sociably at Oaklawn on 2/28/96 for \$20.00 to win, 10.40 to place and 6.40 to show. I don't know what is better, the money or putting the race in the computer or acting the fool after I win. The Doc, Jimmy, Shane and the rest of the staff are the best and most helpful people in the horse racing handicapping. Keep kickin' ass and takin' names!!!!

See you in the short line,
K.C.J., Arkansas

Gloria,

Thanks for being so fast. Would that all my horses were like you. The programs work. Run the programs, bet those and only those. The best advice for beginners (that is beginning winners) is to bet and leave the track. It builds confidence and the bankroll. Have to go work on the Factor Evaluator.

Regards,

T.G., Louisiana

Dear Doc and All,

Greetings from the new snow capitol of the East (over 60" so far in Southern Maryland)! Gets very frustrating to thoroughly handicap a program and then have it cancelled due to weather or whatever. I just received and read Follow Up #55 twice. Thank you all so much for making such great information available!

My check for \$329 is enclosed for a copy of Pace Launcher 3. It sounds like you have developed a program close to my heart. As I told Shane on the phone today, I've had considerable trouble getting all my Sartin Methodology programs to function "in tandem" and at one time. First, a system crash (lost all loaded programs), then bought a new computer w/ Windows 95. Now I have AODDS Gold and Thoromation re-installed, then discovered that Quad Rater and Factor Evaluator had lost their install functions. Both those are enclosed and I appreciate Shane's sending me replacement disks.

I ...Again, thank you all for being there! And Doc, though we only met once at a Baltimore seminar, most of your "Psychology of Winning" articles seem personalized for me. My heartfelt gratitude!

All the best,

C.G., Maryland



MEET THE PRESS

THE WALL STREET JOURNAL.

© 1995 Dow Jones & Company, Inc. All Rights Reserved.

Feeling Lucky?

Electronics Is Bringing Gambling Into Homes, Restaurants and Planes

New Outlets for Betting Mean
More Temptations, Risks
And Regulatory Woes

The bottom line is how the law is interpreted. Generally speaking, horse racing is legally considered a game of skill. That's why it's legal in most states. However, recent experiences by Joe Reay at the Laughlin Hilton, indicated that interpretation of law can still take precedence over the law itself. Joe was barred for using a computer in the Horse Book. Others have been similarly barred in other casinos. Joe wrote letters. The Hilton apologized. In fact, each time one of our "barred" clients protested to Gaming Commission officials, the barring was reversed. Technically speaking, the federal government, unlike states where horse racing is legal, still regards horse racing as gambling. If they impose a literal interpretation of the Federal Gaming Laws, every electronic dispenser of information would be in trouble, at least for a while. That would, of course, technically include BRIS and all others who dispense gambling information via electronic communication. It will probably never happen, unless someone with views like Pat Robertson and/or others of similar bent, come into power.

Charges of Fraud

Since U.S. law bars interstate wire transmission of most gambling information for business, Minnesota Attorney General Hubert H. Humphrey III has already filed suit against Kerry Rogers, one of the principals of WagerNet, of Las Vegas. The company is negotiating with the government of Belize for a license for an on-line sports book. The Minnesota suit accuses Mr. Rogers of consumer fraud by representing that the "proposed sports book-making service is lawful." Minnesota has even posted its suit on the World Wide Web.

Under racketeering statutes, an American operating an offshore casino might be subject to seizure of his assets, says Mr. Rose, the law professor in California. However, foreign nationals operating offshore casinos are probably beyond the reach of U.S. law. Individual bettors are hard to track, and are almost never pursued by prosecutors, he says.

On-line operators also face a credibility problem. "In Vegas, you have a gaming commission that comes in and checks the returns. You won't have that in Antigua or Belize," says Earl Gilbrech, a Fountain Hills, Ariz., consultant who works with several Caribbean gaming operators. "Some guy in Idaho isn't going to tell his local newspaper if he wins \$22,000. But you'll hear all these people" complaining on-line when they lose.

Guest Analyst: *Ed Anderson*

Anatomy of a Problem Race

This issue's *Problem Race* comes from Ed Anderson in Reno, NV. Ed has been a loyal client since 1983. He is a fervent believer in anything we do and is one of AODDS biggest boosters. But Ed, who depends on handicapping for a living, demands a corollary program. He has chosen Pace Launcher 3. He says marrying it with AODDS is as blissful as his own marriage. He says his favorite readouts are the Match Up, Both/And and Vector Graphs. He was shocked to hear that one client never used the Vector Graph. I agree with Ed. It produces more longshots than anything else we've ever created.

His race is the 9th at Gulfstream Park, January 12, 1996. He sent the form and used all 9 starters (#2 was scratched).

9

Gulfstream Park

1 1/4 MILES. (1:40 1/2) ALLOWANCE. Purse \$30,000. 4-year-olds and upward which have not won three races other than maiden, claiming or starter. Weight, 122 lbs. Non-winners of two such races at one mile or over since October 1, allowed 3 lbs. Such a race since November 1, 5 lbs.



1 Sky Hero

Own: Condren William & Cornacchia Joseph
DAY P (33 6 8 6 .18)

Ch. h. s
Sire: Conquistador Cielo (Mr. Prospector)
Dam: General L.I. (General Assembly)
Br: Weber Stable (Ky)
Tr: Zita Nicholas P (10 0 2 2 .00)

Lifetime Record : 36 6 4 3 \$165,600

1995	16	1	3	3	\$63,560	Turf	4	0	0	0
1994	14	4	0	0	\$77,440	Wet	12	3	3	1
GP	1	0	0	0	\$280	Dist	9	3	0	0

L 117

26Nov95-7Aqu fsl 1 1/4	.48	1:12	1:37 1/4	1:49 3/4	31	Alw 41440N3X	83	7	2	24	2 1/4	5 1/4	7 1/4	Migliore R	L 115	*.75	84-15	Ormsby116 1/2 Owl From Under108 1/2 Kresal114 1/4	Chased, tired 8
3Nov95-8Aqu sly 1 1/4	.48	1:14	1:38 1/4	2:17 1/4	31	Alw 43000C	98	8	2	24	2 1/4	5 1/4	7 1/4	Migliore R	L 114	*1.90	87-21	Beware The Quest114 1/2 Sky Hero114 1/2 Malmo114 1/2	No match, clear 2nd 8
27Oct95-6Bel fsl 1 1/4	.23	.45	1:05 1/4	1:41 1/4	31	Alw 46276N3my	97	1	5	6 1/2	6 1/2	4 1/4	5 1/4	Stevens G L	L 115	6.20	87-12	WekivaSprings117 1/4 GoldenLarch117 1/2 BrilliantPatriot122 1/2	Broke slowly 8
6Oct95-6Bel my 1 1/4	.49	1:13 1/4	1:37 1/4	2:02	31	Alw 46276N3my	101	4	2	2 1/2	2 1/2	2 1/2	2 1/2	Stevens G L	L 114	3.95	82-35	YourmissinthePoint116 1/2 SkyHero114 1/4 Michl'sStr11 1/2	Stalked, no match 5
21Sep95-6Bel fsl 1 1/4	.46	1:10 1/4	1:36 1/4	1:49 1/4	31	Alw 38000N3X	101	3	4	5 1/4	6 1/4	3 1/4	2 1/4	Stevens G L	L 116	7.60	83-18	Crimson113 1/4 Sky Hero116 1/2 Porphyry115 1/2	Steady gain, bump late 6
25Sep95-4Bel fsl 1 1/4	.23	.47	1:13 1/4	1:41 1/4	31	Clin 40000	97	1	1	1 1/4	1 1/4	1 1/4	1 1/4	Day P	L 117	3.25	93-16	Sky Hero117 1/2 Private Plan117 1/4 Country Sky117 1/2	Drew clear 7
4Aug95-3Sar my 1 1/4	.49	1:13 1/4	1:38 1/4	1:57 1/4	31	Clin 62500	84	5	2	3 1/2	5 1/4	4 1/4	4 1/4	Day P	113	5.50	78-26	Winterton113 1/4 Kristen's Baby116 1/2 Electrojet114 1/4	Saved ground, tired 7
1July95-6Bel sly 1 1/4	.46	1:10 1/4	1:36 1/4	1:50 1/4	31	Alw 38000N3X	75	4	2	4 1/4	5 1/4	5 1/4	4 1/4	Belmonte L A 7	113	4.30	71-18	Amathos122 1/4 Fifth Set120 1/4 Regal Mix120 1/4	Dueled, tired 5
24June95-7Bel wf 1 1/4	.48	1:13 1/4	1:38 1/4	2:03 1/4	31	Alw 38000N3X	91	1	1	1 1/4	1 1/4	2 1/4	3 1/4	Belmonte L A 7	113	4.20	70-24	Silver Fox120 1/4 Klondike Clem120 1/4 Sky Hero113 1/2	Weakened 6
17June95-8Bel fsl 1	.23	.46	1:11	1:37 1/4	31	Alw 38000N3X	88	1	5	4 1/4	4 1/4	3 1/4	3 1/4	Belmonte L A 7	113	13.90	71-22	Hoolie112 1/4 Bermuda Cedar120 1/4 Sky Hero113 1/2	Broke slowly 8

3 No Lollygagging

Own: Heard Thomas H Jr
RAMOS WS (28 2 5 5 .07)

B. h. s
Sire: Turner (The Pruner)
Dam: Third Power (Three Bagger)
Br: Norman Casse (Fla)
Tr: Heard Thomas H Jr (5 0 2 0 .00)

Lifetime Record : 29 3 9 1 \$65,736

1995	18	3	4	0	\$51,330	Turf	5	0	2	0
1994	11	1	1	0	\$14,406	Wet	5	0	2	1
GP	4	1	1	0	\$15,830	Dist	7	1	2	0

117

28Oct95-10Crc fsl 1 1/4	.24	.48	1:13	1:46	31	Alw 22400N3X	85	7	5	5 1/4	6 1/4	4 1/4	4 1/4	Ramos WS	115 b	4.80	84-25	VindVengeance115 1/4 DemonsConnection119 1/4 Fnche117 1/2	5-wide, no threat 7
7Dec95-7Crc fsl 7/8	.22	.45	1:11	1:24 1/4	31	Alw 20400N3X	94	4	6	7 1/4	7 1/4	5 1/4	2 1/4	Guerra WA	116 b	42.00	86-22	Sea Emperor116 1/4 No Lollygagging116 1/2 Amos116 1/4	5-wide rally 7
27Nov95-1Crc fsl 1 1/4	.25	.49	1:13 1/4	1:46	31	Alw 20900N3X	76	3	5	4 1/4	4 1/4	5 1/4	5 1/4	Coa E M	115 b	11.80	74-26	To The Cross117 1/4 Buck Call117 1/4 Gadzook115 1/4	5
22Oct95-7Bel gd 1	.23	.47	1:11 1/4	1:36 1/4		Clin 50000	56	1	3	3 1/4	4 1/4	7 1/4	7 1/4	Beckner D V	115 b	23.80	84-22	Paulo113 1/2 Blizzard115 1/2 Flint And Steel113 1/2	Chased, tired 7
15Oct95-3Bel wf 7/8	.23	.46	1:10 1/4	1:23 1/4		Clin 62500	26	1	6	4 1/4	5 1/4	6 1/4	6 1/4	Velazquez J R	114 b	15.50	52-14	Placid Fund116 1/4 Slice Of Reality113 1/4 Deputy Politan116 1/4	No factor 6
28Sep95-9Bel fsl 6/8	.23	.45	1:10 1/4	1:16 1/4		Clin 60000	74	6	6	7 1/4	7 1/4	7 1/4	4 1/4	Sellers S J	116 b	6.10	79-16	Our Exuberant Lad118 1/4 Placid Fund112 1/2 Nightbreak118 1/4	No threat 7
9Sep95-9Crc wf 1 1/4	.47	1:12 1/4	1:38 1/4	1:52		Manalapan100k	80	2	3	3 1/4	4 1/4	6 1/4	6 1/4	Valles E S	113 b	19.30	81-10	Disapproved113 1/4 Casperoo113 1/4 Winalol Dancer117 1/4	Faded 11
27Aug95-1Crc sly 1	.24	.48	1:13 1/4	1:40		Alw 16500N3X	96	3	2	2 1/4	2 1/4	2 1/4	2 1/4	Valles E S	114 b	4.30	87-17	Alynar112 1/4 No Lollygagging114 1/4 Honor Colony117 1/4	Yielded grudgingly 5
23July95-10Crc fsl 7/8	.22	.45	1:10	1:23 1/4		Alw 19800N3X	87	5	3	3 1/4	4 1/4	7 1/4	6 1/4	Coa E M	117 b	2.60	90-14	Excelsior114 1/4 Dream Prosperous117 1/4 Request A Star122 1/4	Gaze way 7
20July95-9Crc fsl 7/8	.22	.45	1:11 1/4	1:24 1/4		Alw 17700N2X	94	7	2	3 1/4	3 1/4	1 1/4	1 1/4	Coa E M	117 b	3.60	85-15	No Lollygagging117 1/4 Derivative123 1/4 Travelling Jeff114 1/4	Driving 7

WORKOUTS: Jan 4 Crc 4f gd :45 1/4 (4) 5/20 Dec 24 Crc 5f gd 1:03 1/4 9/27 Dec 16 Crc 5f fsl 1:02 1/4 6/27 Dec 4 Crc 4f sly :49 1/4 (4) 1/24 Nov 24 Crc 4f fsl :48 1/4 1/29 Nov 18 Crc 4f fsl :49 1/4 6/27

4 Unsung Hero

Own: Haynes A SELLERS J (32 7 4 4 .22)

B. g. 4 Sire: Blushing John (Blushing Groom) Dam: Refinish (Round Table) Br: Foxfield (Ky) Tr: Kessinger Burk Jr (3 0 0 0 .00)

Lifetime Record: 7 3 1 0 \$80,040
1995 7 3 1 0 \$80,040 Turf 2 0 1 0 \$7,700
1994 0 0 0 0 Wet 1 1 0 0 \$25,935
GP 0 0 0 0 Dist 4 3 0 0 \$71,500

Performance table for Unsung Hero with race dates, times, and opponents.

WORKOUTS: Jan 8 GP 31 fst :36.3 B 3/17 Jan 2 GP @ 4 fms :51 B (d) 2/4 Dec 22 GP 4 fms :49.2 B 3/24 Dec 15 GP 4 fms :49.2 B 6/20 Dec 8 GP 4 fms :45 B 3/13 Oct 23 CD 41 fms :52.2 B 4/51

5 Private Rite

Own: Janney Stuart S III SMITH M E (31 4 7 1 .13)

B. g. 4 Sire: Private Account (Damascus) Dam: Wedding Party (Holst the Flag) Br: Stuart S. Janney III & Ogden Phipps (Ky) Tr: McLaughly Claude III (1 0 1 0 .00)

Lifetime Record: 5 3 1 1 \$64,795
1995 4 3 1 0 \$61,435 Turf 0 0 0 0
1994 1 0 0 1 \$3,360 Wet 0 0 0 0
GP 3 2 1 0 \$40,435 Dist 2 1 1 0 \$26,635

Performance table for Private Rite with race dates, times, and opponents.

WORKOUTS: Jan 7 GP 51 fms :1:01 M 7/8 Jan 3 GP 41 fms :48.2 H 7/26 Dec 29 GP 51 fms :1:02.3 B 15/25 Dec 24 GP 61 fms :1:16.7 B 5/14 Dec 18 GP 61 fms :1:15.8 B 4/9 Dec 14 GP 41 fms :51.8 B 2/25

6 Demons Connection

Own: Levine Robert L VELEZ J A JR (28 1 0 1 .05)

B. g. 5 Sire: Demons Regene (Elocutionist) Dam: Royal Connection (King Emperor) Br: Robert G. Thompson (Ky) Tr: Levine Robert L (1 0 0 0 .00)

Lifetime Record: 32 4 8 4 \$69,254
1995 21 2 7 3 \$49,904 Turf 2 0 0 0 \$125
1994 10 2 1 0 \$18,085 Wet 5 1 0 1 \$8,005
GP 5 0 0 0 \$790 Dist 14 1 4 2 \$32,510

Performance table for Demons Connection with race dates, times, and opponents.

WORKOUTS: Jan 9 GP 31 fms :36.4 B 3/19 Dec 23 GP 51 fms :1:02.3 B (d) 2/25 Dec 16 GP 51 fms :1:02.4 B 2/25 Nov 20 Med 31 fms :36.3 B 3/11 Nov 4 Med 51 fms :1:02.3 B 2/17 Oct 20 Med 31 fms :36.2 B 2/22

7 Edgcombe Flyer

Own: Lewis James Jr GRUYER AT (28 1 2 1 .04)

B. g. 4 Sire: Fortunate Prospect (Northern Prospect) Dam: Crafty Lisa (Crafty Khala) Br: Sainer Joel W (Fla) Tr: Teclora Emanuel (12 0 1 1 .00)

Lifetime Record: 25 3 5 7 \$68,575
1996 1 0 0 1 \$2,535 Turf 1 0 0 0 \$155
1995 10 2 1 4 \$38,730 Wet 3 0 0 2 \$6,535
GP 1 0 0 0 \$260 Dist 11 2 1 3 \$36,350

Performance table for Edgcombe Flyer with race dates, times, and opponents.

WORKOUTS: Dec 30 Cre 41 fms :49.3 B 5/29 Dec 16 Cre 41 fms :49.3 B 8/23 Dec 4 Cre 41 fms :53 B (d) 2/24 Nov 29 Cre 41 fms :52 B 18/22 Nov 12 Cre 41 fms :49.4 B 7/25

8 Royal Mitch

Own: Crown Stable DAVIS R G (23 5 4 2 .22)

Ch. g. 4 Sire: Homebuilder (Mr. Prosector) Dam: Czar Dancer (Czaravich) Br: Cohen Ollie A Tr: Ebert Dennis W (3 0 0 0 .00)

Lifetime Record: 12 3 2 2 \$142,665
1995 10 2 2 2 \$126,805 Turf 2 0 0 0 \$430
1994 2 1 0 0 \$15,860 Wet 1 0 1 0 \$32,220
GP 4 2 0 1 \$49,765 Dist 8 3 1 2 \$102,235

Performance table for Royal Mitch with race dates, times, and opponents.

WORKOUTS: Jan 3 GP 31 fms :1:01 H 3/22 Dec 27 GP 51 fms :1:01 H 7/26 Dec 12 GP 41 fms :49.3 B 12/13 Dec 1 GP 41 fms :50.1 B 6/13 Nov 25 GP 51 fms :1:02.3 B 1/19 Nov 15 GP 51 fms :1:01 B 1/22

9 Cairo Express

Own: Buckram Oak Farm
SANTOS JA (25 6 5 2 24)

Dk. b or b c. 4
Sire: Private Account (Damascus)
Dam: Revered (In Reality)
Br: Cardiff Stud Farm & Hancock Arthur (Ky)
Tr: Moubarak Mohammed (3-1 0 0 33)

Lifetime Record:		7	3	1	0	\$43,670
1995	7 3 1 0	\$43,670	Turf	0	0	0
1994	0 0 0 0		Wet	1	0	0
GP	2 0 0 0	\$1,515	Dist	0	0	0

30Dec95-9Crc fst 7f	:222	.451	1:103	1:234	3 1/4	Alw 17000N2X	99 6 5 52 3 1/2 3 1/2 1 1/2	Lopez RD	L 121 f	*.90	92-17	Cairo Express121 1/4 To CrownItAll119 1/4 GameSkipper118 1/4	4-wide, driving 8
2Dec95-9Crc fst 7f	:223	.453	1:112	1:244	3 1/4	Alw 18300N2X	77 3 9 21 3 2 5 1/2 5 1/2	Santos JA	121 f	*.80	82-17	VlidVengeance121 1/4 LooksgretIncourt122 1/4 PrincDomin119 1/4	Rushed early 10
21Oct95-5Kee fst 7f	:223	.453	1:104	1:232	3 1/4	Alw 32900N1X	94 3 3 2nd 1st 1st 1st 1st	Day P.	113 f	*.70	84-10	CairoExpress113 1/4 ProspectForLove113 1/4 MjorDiscovery118 1/4	Ridden out 8
30Sep95-6Crc fst 7f	:23	.462	1:113	1:242	3 1/4	Alw 13500N1X	92 7 1 4 3 1 1 1 1 2nd	Castillo H Jr	119 f	*1.20	83-14	ToTheCross119 1/4 CairoExpress119 1/4 ErdenheimP119 1/4	Yielded grudgingly 7
4Sep95-2Crc fst 7f	:223	.452	1:104	1:241	3 1/4	Md Sp Wt	86 4 7 31 2 1 2 1 1 1	Castillo H Jr	119 f	3.60e	96-11	Cairo Express119 1/4 Pacific Fleet119 1/4 Richardson119 1/4	Driving 8
13Mar95-6GP fst 7f	:221	.454	1:112	1:251		Md Sp Wt	47 4 5 3 1 1st 4 1/2 5 1/2	Douglas RR	120 f	*2.50	63-23	Miramonte120 1/4 Legally Bryan120 1/4 Speedy Trick120 1/4	Weakened 9
25Feb95-6GP fst 7f	:213	.45	1:094	1:232		Md Sp Wt	69 8 5 3 3 3 3 4 4 4	Douglas RR	120	10.20	77-13	Constant Escort120 1/4 Chuckum120 1/4 Hare Raising120 1/4	11

WORKOUTS: Jan 9 Crc 4f fst :48 1/2 B 2/17 Dec 27 Crc 4f fst :48 1/2 B 2/23 Dec 15 Crc 5f fst 1:03 B 5/23 Nov 27 Crc 5f fst 1:01 1/2 H 1/20 Nov 21 Crc 5f fst 1:01 1/2 B 1/22 Nov 15 Crc 5f fst 1:03 1/2 B 1/22

10 Amos

Own: Tartan Stable
BAILEY JD (33 5 4 5 .15)

B. c. 4
Sire: Cryptoclearance (Fappiano)
Dam: Amo (Hold Your Peace)
Br: Genter Frances A Stable Inc (Ky)
Tr: Bracken James E (5 0 0 2 .00)

Lifetime Record:		12	3	3	3	\$77,180
1995	7 1 0 3	\$25,470	Turf	1	0	0
1994	5 2 3 0	\$51,710	Wet	0	0	0
GP	3 1 0 0	\$18,200	Dist	3	1	0

18Dec95-9Crc fm *1 1/2 @		1:43 1/4	Alw 21400N3X	87 5 3 4 1/2 4 1/2 3 1/2 3 1/2	McCauley WH	115 f	3.80	87-13	Proper Texan117 1/4 Gold Tower119 1/4 Amos115 1/4	Split horses 8			
7Dec95-7Crc fst 7f	:222	.454	1:11	1:243	3 1/4	Alw 20400N3X	92 3 5 6 1/2 6 1/2 2 1/2 3 1/2	McCauley WH	116 f	2.30	86-22	Sea Emperor116 1/4 No Lollygagging116 1/4 Amos116 1/4	Gaining, inside 7
24Nov95-10Crc fst 6f	:22	.453	.581	1:114	3 1/4	Alw 20400N3X	85 7 5 8 7 7 6 2 1/2 3 1/2	Toribio A R	116 f	*.80e	85-16	Derivative117 1/4 Mr. Cellular116 1/4 Amos116 1/4	4 wide 8
13Nov95-1Crc fst 6f	:22	.451	.58	1:11 1/2	3 1/4	Alw 18000N3X	74 1 5 5 1/2 5 1/2 6 1/2 6 1/2	Toribio A R	116 f	*.40e	82-18	Constant Escort116 1/4 Derivative117 1/4 Pro Brit117 1/4	No factor 6
18Feb95-9GP fst 1 1/2	:231	.464	1:11	1:43 1/4		FnlndOfYouth-G2	73 3 9 10 1/2 10 1/2 9 1/4 9 1/4	Sellers S J	114	58.10	74-16	Thunder Gulch119 1/4 Suave Prospect117 1/4 Jambalaya Jazz119 1/4	No threat 12
3Feb95-9GP fst 1 1/2	:232	.471	1:11 1/2	1:45		Alw 40000NC	89 5 7 7 1/2 6 1/2 3 1/2 4 1/2	Bailey JD	119	4.40	77-25	Jambalaya Jazz119 1/4 Star Standard115 1/4 Fitch115 1/4	Belated bid 8
9Jan95-9GP fst 7f	:23	.461	1:09 1/2	1:23 1/2		Alw 27000N2X	88 5 6 6 1/2 5 1/2 4 1/2 1 1/2	Bailey JD	117	*2.10	85-09	Amos117 1/4 Cure The Jinx117 1/4 Bet Your Bucks120 1/4	10

15Oct94-6Crc fst 1	:24	.481	1:13 1/4	1:39		Alw 55000NC	79 1 8 8 1/2 4 1/2 4 1/2 2 1/2	Boulanger G	121	*.70	83-17	Pineing Patty114 1/4 Amos121 1/4 Wheel The Field114 1/4	Rallied 9
24Sep94-10Crc fst 170	:224	.48	1:14	1:45 1/4		FoolishPlsrBC48k	80 5 5 6 1/2 7 1/2 4 1/2 1 1/2	Boulanger G	112	*1.20	82-17	Amos112 1/4 Suave Prospect113 1/4 Pineing Patty114 1/4	11
Six wide top str, driving													
3Sep94-8Crc fst 6f	:22	.452	.581	1:11 1/2		Alw 15000N1X	80 1 9 6 1/2 7 1/2 3 1/2 2 1/2	Boulanger G	118	*2.00	88-12	M J Claim115 1/4 Amos118 1/4 Indomable115 1/2	Rallied, inside 10

WORKOUTS: Dec 13 Crc 5f fst 1:02 1/2 B 2/7 Dec 1 Crc 5f fst 1:02 H 1/20 Nov 6 Crc 5f fst 1:01 1/2 B 1/23 Oct 31 Crc 5f fst 1:03 Bg 12/25 Oct 25 Crc 4f fst :48 1/2 H 3/23 Oct 19 Crc 4f gd :51 B 26/25

PACELINE DATA

#	NAME	L	DIST	S	1stC	2ndC	3rdC	FnlC	BL1	BL2	BLS	BLF	SR	TV	ADJ	N T
1	SKY	3	8.5	D	23.0	45.4	109.4	141.1	2.75	2.75	2.25	6.25	98	12	-11.0	
2	NO	1	8.5	D	24.0	48.2	113.0	146.0	6.00	8.50	6.00	5.50	74	25	15.5	
3	UN	2	8.5	D	23.3	47.2	113.0	144.4	6.00	1.00	0.00	0.00	86	17	6.5	
4	PRIV	1	8.5	D	23.3	46.1	110.4	142.2	7.00	4.25	3.00	0.00	98	15	-0.5	
5	DEMON	3	8.5	D	23.3	46.3	111.1	143.2	6.50	3.00	0.10	0.00	93	21	1.5	
6	EDGE	2	8.5	D	24.2	50.4	115.1	148.1	1.00	1.50	0.10	0.00	69	30	17.0	
7	ROY	3	8.5	D	24.0	47.2	111.4	143.2	0.10	0.50	0.50	3.50	89	13	-0.5	
8	CA7F	1	8.5	D	22.4	47.0	111.3	145.0	2.75	1.50	2.00	0.00	85	0	10.0	
9	AM7F	2	8.5	D	22.4	47.3	112.0	145.4	6.50	7.50	6.00	2.25	79	0	3.0	

GPX 1-12-96 8 8.5 D

PACE LAUNCHER III CHAOS FORMULA COMPOSITE

GPX 1-12-96 8 8.5 D

P	SKY	3	94	EPR	100	94	LPR	100
	PRIV	1						
W	DEMON	3						
	ROY	3						
	CA7F	1						

P	PRIV	1	94	CPR	100	94	TT (HIDDEN FRACTION)	100
W	SKY	3						
W	DEMON	3						
	ROY	3						
	UN	2						

P	SKY	3	94	FACTOR X	100
	PRIV	1			
	ROY	3			
W	DEMON	3			
	UN	2			

W	PRIV	1	94	HIDDEN	100	94	FACTOR W	100
W	DEMON	3						
P	SKY	3						
	UN	2						
	ROY	3						

GPX 01-12-1996 RACE 8 DIST 8.5 SURF D
Pace Launcher Late/Early Difference Graphic

NAME	L/N	RAW	LATE	EARLY	ADJUSTED	LATE	EARLY
SKY	3	6.7			4.5		
NO	1	-13.5			-10.4		
UN	2	-10.0			-8.7		
PRIV	1	-6.6			-6.7		
DEMON	3	-3.0			-2.7		
EDGE	2	-16.0			-12.6		
ROY	3	-0.5			-0.6		
CA7F	1	4.0			6.0		
AM7F	2	-5.7			-5.1		

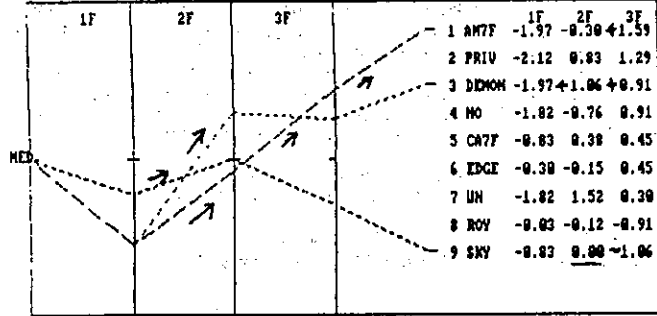
Early-sustained BOTH/AND Difference Graphic

GPX 1-12-96 8 8.5 D

NAME	L/N	%EARLY	%SUST
SKY	3	53.7	46.3
NO	1	41.4	58.6
UN	2	44.1	55.9
PRIV	1	46.3	53.7
DEMON	3	48.3	51.7
EDGE	2	39.5	60.5
ROY	3	49.7	50.3
CA7F	1	52.4	47.6
AM7F	2	46.5	53.5

POR/POH CHAOS FRACTIONAL VECTORS -- RAW

GPX 1-12-96 8 8.5 D



BOTTOM

BETTING

	LINE	LS	ODDS
1 PRIV	22.0		EVEN FAVORITE
2 SKY	20.0		EVEN P \$92.00
3 DEMON	16.5		2-1 W \$92.00
4 ROY	6.0		8-1 EXACTA \$160
5 UN	4.0		10-1
6 CA7F	2.0		15-1
7 NO	0.0		20-1
7 EDGE	0.0		20-1
7 AM7F	0.0		20-1

Ed stated that by using AODDS and Pace Launcher 3 together, producing mutuels from \$40 to \$92 is no big deal. Oh, how blasé these consistent winners can get - especially when they can download and cherry pick from almost every track in the country.

NINTH RACE

1 1/4 MILES. (140¹) ALLOWANCE. Purse \$30,000. 4-year-olds and upward which have not won three races other than maiden, claiming or starter. Weight, 122 lbs. Non-winners of two such races at one mile or over since October 1, allowed 3 lbs. Such a race since November 1, 5 lbs.

Gulfstream

JANUARY 12, 1996

Value of Race: \$30,000 Winner \$18,000; second \$5,400; third \$3,600; fourth \$1,500; fifth \$300; sixth \$300; seventh \$300; eighth \$300; ninth \$300. Mutuel Pool \$264,003.00 Exacta Pool \$236,967.00 Trifecta Pool \$218,827.00

Last Raced	Horse	M/Eq	A.Wt	PP	St	1/4	1/2	3/4	Str	Fin	Jockey	Odds \$1
28Dec95 10Crc2	Demons Connection	Lb	5 119	5	9	9	9	8 1/2	32	1hd	Velez J A Jr	45.30
26Nov95 7Aqu7	Sky Hero	L	5 117	1	1	1 1/2	1hd	21	1 1/2	2 1/2	Day P	5.20
18Dec95 10Crc3	Amos	Lf	4 117	9	6	8 1/2	83	61	4hd	3 1/2	Bailey J D	11.30
30Dec95 1Crc7	Royal Mitch	L	4 117	7	7	2 1/2	22	1hd	2 1/2	4 1/2	Davis R G	4.20
14Nov95 7CD1	Unsung Hero	L	4 122	3	2	6hd	7 1/2	71	5hd	5nk	Sellers S J	7.30
1Jan96 2Crc3	Edgecombe Flyer	Lb	4 122	6	5	3 1/2	3 1/2	5 1/2	6 1/2	6 1/2	Gryder A T	104.30
30Dec95 9Crc1	Cairo Express	Lf	4 117	8	8	42	4 1/2	3hd	7 1/2	7 1/2	Santos J A	10.00
28Dec95 10Crc4	No Lollygagging	b	4 117	2	3	5 1/2	5 1/2	9	9	8 1/2	Gonzalez M A	107.00
26Nov95 9Aqu1	Private Rite		4 119	4	4	7 1/2	64	4 1/2	8 1/2	9	Smith M E	0.90

OFF AT 4:41 Start Good. Won driving. Time: :23 1/2, :47 1/2, 1:12 3/4, 1:38 1/4, 1:45 1/2 Track fast

\$2 Mutuel Prices:

6-DEMONS CONNECTION	\$2.60	28.20	11.90
1-SKY HERO	6.90		4.60
10-AMOS			6.20

\$2 EXACTA 6 & 1 PAID \$360.00 \$2 TRIFECTA 6-1-10 PAID \$2,985.40

FINAL WORD

A number of persons who pre-read various Follow Up 56 articles, including some Teaching Members, asked me where James Quinn got the notion that the public, en masse, was a better handicapper than the greatest of experts, including Tom Ainslie. He apparently arrived at his conclusions from the 1965 mathematics and logic of Burton Fabricand in his book *Horse Sense*. Fabricand began the chapter that inspired Quinn with:

"No one of us is as smart as all of us."

Anonymous

Whoever "Anonymous" is or was, he showed a lot of sense staying anonymous. Fabricand's logic was based largely on a statistic showing that 51 percent of Americans believing we should re-arm after the fateful British evacuation from Dunkirk in World War II. Because Congress voted against rearmament at the time and the majority of people were apparently for it, Fabricand reasoned, in light of ensuing events, that the people were smarter than Congress. Being a mathematician, not a philosopher, he failed to mention that the *people* elected that reluctant Congress. Nor did he reflect accurately on the times. ONE MAN knew that if we didn't actively support Britain in its darkest hour, Europe would be turned over to Hitler and subsequently *we* would become the dictator's next target. That one man was Franklin Roosevelt. In light of the peril of Hitler and Pearl Harbor, there is no historian today, regardless of politics who doesn't agree that F.D.R- *one man* - was smarter than Congress and the electorate.

The French Revolution, a rising of the masses, gave us Napoleon. Similar mass upheavals in Germany and Russia gave us Hitler and Stalin.

Since the various revolutions in England that led to democracy, only the American Revolution produced anything close to a real democracy. The American Revolution was not an upheaval of the masses but one orchestrated by the elite. Our true "revolutionary" leaders were landed gentry who wanted to perpetuate an England on this continent. They tried to make George Washington our first *KING*. He declined.

Because ours is a democracy born of elite minds it has survived and, most gradually, has become more democratic than any revolutionary nation born of the minds of the masses.

While we all know that we're not truly a democracy, as long as today's elite can keep most people believing we are, then belief takes precedence over reality. However, our current unrest over the behavior of our political leaders should serve as a warning to them: if the masses *do* get the notion that they are smarter than the *ONE*, we could end up like Russia.

If you believe that the many are smarter (better handicappers) than you, the *one*, then you are doomed to function like the many: a self-fulfilling prophecy of non-winning.

PACE ***LAUNCHER III***

Now available to clients!

\$329

To order please send check or money order to:

**O. Henry House, Inc.
1390 E. 6th Street #5
Beaumont, CA 92223**

California residents your total is \$354.50 with sales tax.


Please specify: 3.5 or 5.25 disk and whether you need high or low density.

**If you have any questions, please call us during phone hours weekdays from
1:00 PM to 3 PM Pacific Time
909-845-5907**



Remember...

The chief obstacle between picking winners and a *successful trip to the teller's window* is the security of finding a...



COROLLARY
COROLLARY
COROLLARY
COROLLARY
COROLLARY
COROLLARY
COROLLARY
COROLLARY
COROLLARY
COROLLARY
COROLLARY
COROLLARY

*5 minutes to post
and still NO decision*



