


# The FOLLOW UP

with Howard G. Sartin, Ph.D.

EVOLUTION

ISSUE # 51



INDICAPPING REVOL

## Das Capital

Publisher's Desk _____	1
On Line with Shane _____	7
Editor's Desk _____	11
Computer Column _____	15
From The Top _____	16
Fractals _____	22
Commentary _____	26
Psychology of Winning _____	31
Vox Populi _____	35
Q&A _____	38
Factor Evaluation Pt. 2 by Lou Kjos _____	43
Ends & Odds _____	50
Beat Goes On _____	62
Problem Race _____	64

The FOLLOW UP is published six (6) times a year by O. Henry House, Inc. in conjunction with the Inland Empire Institute. Subscription price is \$72 per year third class mail and \$87 per year first class & Canadian mail. Back issues available @ \$12.50 ea. California residents add 7.75% sales tax. If you have any problem with your subscription or have a change of address, please contact O. Henry House at the address below. All information in this publication is for informational purposes only.

# The FOLLOW UP

**O. HENRY HOUSE, INC.**

**1390 E. 6th Street, Ste 5**

**Beaumont, CA 92223**

**909-845-5907**

**between 1 and 3 Pacific time**

Please address all correspondence to this address. This includes submission of material for publication consideration, letters to the editor, opinions, comments - whatever.

Thank you,  
Spencer Toner  
Managing Editor

**O. HENRY HOUSE, inc.**



THE SARTIN  
METHODOLOGY

**1390 E. 6th Street #5**

**O. Beaumont, CA 92223**



## STATEMENT OF POLICY

The Sartin Methodology is based in Psychotherapy and its goals are NOT directed toward fostering the illusions or delusions of gamblers seeking magic solutions for picking winners. We are primarily a healing arts organization dedicated to providing an alternative solution to mainstream psychiatry's prescription of total abstinence for non-winning handicappers. Our slogan is - and always has been -

**"THE CURE FOR LOSING IS WINNING"**




COPYRIGHT 1993 O. HENRY HOUSE, INC.

All right reserved. No part of this work may be reproduced or transmitted in any form or by any means, electronic or mechanical, including photocopying and recording, or by any information storage or retrieval system, except as may be expressly permitted by the 1976 Copyright Act or in writing from the publisher.

Past Performance and Results charts copyrighted by Daily Racing Form, Inc.

FROM THE  
**Publisher's  
Desk** Doc Sartin



We've entitled this issue, *DAS CAPITAL*, after Karl Marx's famous book because we strongly feel that there is no longer any excuse for any of you who need or want to make *money* from your handicapping not to do so. Those of you who *don't* care about making money will also find some articles of interest.

Karl Marx was German (not a Russian). His most famous statue is in London. According to my German-born friends and scholars, the Teutonic interpretation of *Das Capital* (The Capital) is: "the Sociological Implications of Capitalism." In Marx's time those implications held out little hope for the working class. So Karl joined with Engles in creating a version of what became Communism after Lenin and Co. got hold of it.

While it might have seemed a good idea for the working class in its time, history has proven that in England, the U.S., Japan, Germany, and much of the rest of the world, "workers" found a better way.

So our Follow Up title is there for shock value, NOT as a promotion for the ideas of Marx, Engles or Lenin. We simply want you to think hard about making *DAS CAPITAL* form your handicapping efforts!

I have more than ample proof from clients who send me copies of their winning tickets and the Federal tax receipts to know that winning with our material. Some are downloading from BRIS via one of Jim Bradshaw's downloading programs and correlating the results with any advanced Methodology program. They are enjoying *tremendous* success: a multitude of Exactas, Trifectas and double digit WIN mutuels including that \$108 winner of the 8th race on the turf at Hollywood Park in early May.



**RE: FACTOR EVALUATOR'S HIGH PRAISE vs LOW SALES**

Looks like clients really don't want to know what factors in their own handicapping are producing the winners and in-the-money horses. It has ever been thus throughout the entire history. The vast majority of horseplayers, even handicappers, don't (won't) keep records. Because of this failure to keep accurate and current records, most horseplayers seem to have some kind of a death wish or flirtation going with Thanatos that makes them want to win races but fail to win much money.

This is the principle reason why only 5% win on a given day and a mere 2% win consistently enough to truly make a decent living. This, however does not mean that 95% lose. Actually 20% break even or win/lose minimally.

When asked about this now well-documented statistic, the editor of American Turf Monthly gave this reply:

---

**• Letters to the Editor •**

---

**The Two Percent Solution?**

Dear ATM:

In Dr. Howard Sartin's article in the February 1995 issue of ATM ("Successful Handicapping: Science or Art?") he writes, "only two percent of all handicappers win consistently enough to make a livelihood."

Having seen this same statistic in other books and articles, I am curious on how it is derived. How does anyone know how many handicappers are actually showing an overall profit after steady play? Perhaps it is 10 percent, or maybe no one makes a profit. Is this a case where there is actual research to back up this statistic, or is it a case where someone grabbed the two percent figure out of thin air and it's been repeated ever since.

Given the importance of this claim, indicating the difficulty in successfully handicapping the races, I would appreciate any information on how accurate it is.

G.K.  
Vancouver, B.C.

*Let's face it, the two percent figure is an anecdotal one, since no hard research that we're aware of has ever been done surveying professional handicappers—people who by the very nature of their livelihood would eschew publicity.*

I know, of course, that editor Ian Blair *knows* that this stat is *not* based on interviewing people leaving the track. It is all a part of the computer process within the track's own apparatus which was designed to protect bettors against cheating. Combinations of wagers on horses, jockeys and dozens of other factors are determined. This procedure was developed initially by the Harness Track Owners of America back in the mid-80's as a result of the many harness race scandals uncovered by many pundits, not the least of whom was Barry Meadow.

I was treated to an example of how all this works when I addressed the Harness Owner group at the beautiful Frank Lloyd Wright-designed Biltmore Hotel in Phoenix.

The reason Blair answered as he did is that American Turf Monthly, as any other racing publication, must cater to the winning dreams of a mass general audience. To dash them would be disastrous for circulation, so he cannot be blamed for his editorial stance. And remember, he did print my article on the subject *as written*.

Not all clients are afraid of recording their results using Factor Evaluator however. I just received a letter and a report from a client who asks that we not use his name. He wants it changed to Walter Winner because, previously, when we used his real name he was bugged to distraction at every racebook where he lives in Nevada. He even had to change his phone number in order to maintain the privacy needed to keep his status as one who makes his living through handicapping with the Methodology.

On that same subject, here is a portion of a quote from a letter to Phillips Racing Newsletter (PRN) that has often been echoed, even by some well-intentioned clients:

*"This is why I never paid much attention to what (name withheld) ever said when he was a Sartin teacher. Everyone knows that betting two horses to win is just plain silly."*

PRN can't be all bad, however. In their May issue, they gave Jim Bradshaw's AODDS V4.2 a NINE. That's as high a rating as *any other* computer program has ever received, (and it was one of ours).

What I cannot understand is why Alan Deitrich keeps insisting that most of PRN's readers prefer pencil and paper methods. When Russ Deitrich was still alive and, even in the worst of health, he focused a lot on computer handicapping, even as far back as 1983, when he gave us a 9 for Phase III. I find it hard to believe that the 'majority' of today's PRN subscribers have returned to the Dark Ages.

Believe me when I tell you I've seen what ALL the downloading programs on the market can do. NONE can come within miles of any produced through Jim Bradshaw. Call him at 918-627-7161. If you want an extra endorsement, ask Shane. If he were still a kid, he'd want Jimmy to be his God-father.

Dick Mitchell has an excellent computer program which accurately simulates the amount of money one would make based on win percentage and average mutuel. Here is what it says about one horse vs two horse win betting:



# Money Management

**TRUE!**

"Handicapping is only half the battle" Dick Mitchell

SCREEN ONE – ONE HORSE BET – 35% WIN AVERAGE

## Kelly

A	Original bankroll	300
B	Number of trials	100
C	Win probability (0-1)	.350
D	Odds const., Varying (C or V)	C
E	Constant odds to 1	1.5 ✓
F	# of repetitions (1-100)	100
G	% of capital to bet	10
H	Use trace (Y or N)	N
I	Use printer (Y or N)	N
J	Use previous seed (Y or N)	Y
K	Limit win % results (Y or N)	N
L	Display all results (Y or N)	Y
M	All correct	-.125 ✓

Expectation: Expectation is NEGATIVE!!! ✓

Don't play this game. If you must, then bet it all on one play.

SCREEN TWO – ONE HORSE BET – 33.3% WINNERS

AVERAGE MUTUEL 2.5-1 (5-2)

EXPECTATION: ROI 16.5%

## Kelly

### Input Data

Original bankroll	300
Number of trials	100
Win probability (0-1)	.333
Constant odds to 1	2.5
# of repetitions (1-100)	100
% of capital to bet	10
Random seed	-100
Limit win % range	N

### Results

Average return	1358.91
Win percentage	33
Average odds	2.5
Longest win streak	8
Longest lose streak	20
Average bet	76.76 ✓
Number of busts	1
Another simulation (Y or N)	

SARTIN PROCEDURE

SCREEN THREE – TWO HORSE TO WIN WAGER - 60% WIN AVERAGE  
AVERAGE MUTUEL BASED ON TWO WAGERS: 1.25 TO 1  
(lower because we have to bet two horses)

**Kelly**

**Input Data**

<b>Original bankroll</b>	<b>300</b>
<b>Number of trials</b>	<b>100</b>
<b>Win probability (0-1)</b>	<b>.6</b>
<b>Average odds to 1</b>	<b>1.25</b>
<b># of repetitions</b>	<b>100</b>
<b>% of capital</b>	<b>5</b>
<b>Random seed</b>	<b>-100</b>
<b>Limit win % range</b>	<b>N</b>

**Results**

<b>Average return</b>	<b>2311.94 ✓</b>
<b>Win percentage</b>	<b>60</b>
<b>Average odds</b>	<b>1.35</b>
<b>Longest win streak</b>	<b>18 ✓</b>
<b>Longest lose streak</b>	<b>9 ✓</b>
<b>Average bet</b>	<b>48.85 ✓</b>
<b>Number of busts</b>	<b>0 ✓</b>

For the same \$300 starting bank I have, in 100 races, 0 busts to 1 for the one horse bettor. I have only a maximum potential loss streak of 8. The one horse bettor has 20. If I had to suffer 20 losses in a row, I'd have cardiac arrest. My longest win streak will be 20 in a row. (Actually I've never gone more than 18 wins in a row.) The one horse bettor got a maximum of 8 wins in a row.

The bottom line is that for my \$300 starting bank I get a return of \$2311.94 in 100 races, despite my net mutuels being lower because of having to bet two horses.

The one horse bettor can expect but \$1358.91 return.

No wonder Mitchell advises his customers to hold out for value. So, who says two horses to win betting is for sissies?

Another important note: The one horse bettor's average bet had to be \$76. Mine was only \$49. (see check marks).

It will be interesting to see what this simulator produces when David Barrios comes up with his book on Money Management (see article Ends & Odds, this issue).

## AODDS

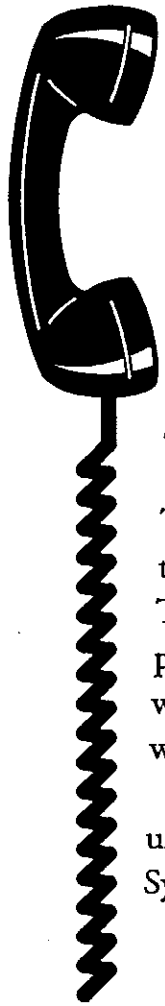
We have spent many a page discussing pirates, so I won't belabor the issue. However, their atrocities are what have caused me to change my mind about inserting a full page promotion for Jimmy's new AODDS. Jimmy did a great page, but it gives away too much information! A lot of the pirates obtain copies of The Follow Up and, while unable to originate something on their own, they are uncanny in their ability to duplicate formulae even when it's well disguised, as in AODDS.

I hope Jimmy has the apparatus and legal assistance that will keep the pirates from his door. I'll just ask you who are sincere about downloading to contact Jim "the hat", and pray that you'll keep the AODDS readouts under *YOUR* hat.

Make your friends and associates purchase their own copy. You don't want to see the mutuels lowered, do you? Well, that's what will happen if AODDS is pirated and over propagated by every purveyor in North America.







# ON LINE ...with Shane

## TWO ADJUST OR NOT TWO ADJUST...

There are many clients who are using Thoromation or Synergetic Match Up II that use the "2" adjust anytime they see the screen warning them that they may need to use it. The key work here is *may*. The warning screen will come up anytime there is two or more points difference in RAW energy between highest and lowest. This is fine IF it is working well for you. However, if you are losing races and then finding that the automatic adjust would have won the race, use the following procedure.

Before you use the "2" adjust, go through the program using the "1" (automatic) adjust until you get to the EXDC screen that comes up just after the graphic menu screen. In Synergetic Match Up II it will be the Match Up screen after the graphic menu screen.


EXDC  
\*\*\*\*\*

Race: SA0419    Dist = 6.0 FURLONGS    Comments:

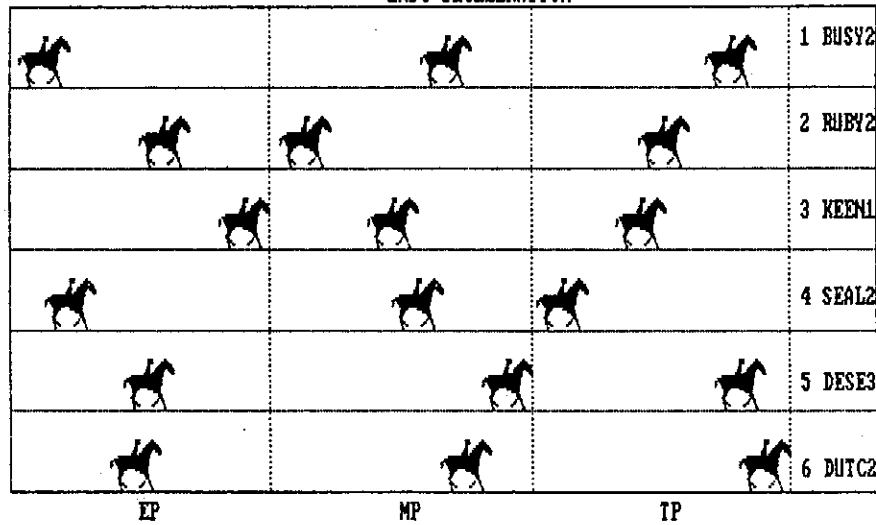
Name	Total	RAW		Automatic ADJUSTED			
		Median	Lex	Name	Total	Median	Lex
KEEM1	169.41	69.84	30.16	RUBY2	171.47	68.77	31.23
RUBY2	171.45	68.78	31.22	SEAL2	171.18	68.32	31.68
DUTC2	169.99	69.18	30.82	DUTC2	170.49	68.78	31.22
DESE3	168.85	69.49	30.51	KEEM1	170.10	69.28	30.72
SEAL2	171.02	68.44	31.56	BUSY2	169.90	67.72	32.28
BUSY2	169.12	68.35	31.65	DESE3	169.72	68.78	31.22

On the left side of this screen, you see the RAW total energy. On the right, the automatic adjusted total energy. The RAW total is more than two points difference. However, on the automatic adjusted total, there is less than two points difference. It is the Automatic adjusted totals that I use to make the decision to go with the "2" adjust or not. Look at the following example of this race and I think you'll agree that a "2" adjust was not needed.

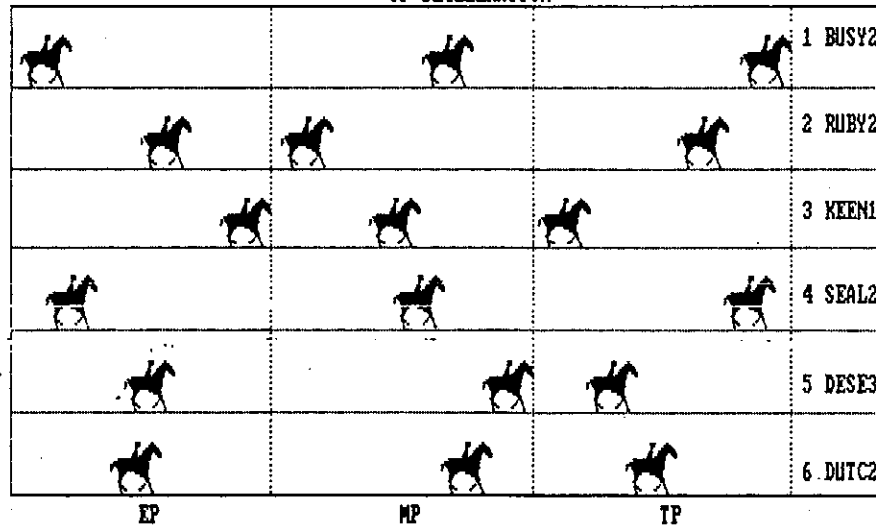
Here's the race using a "2" adjust:



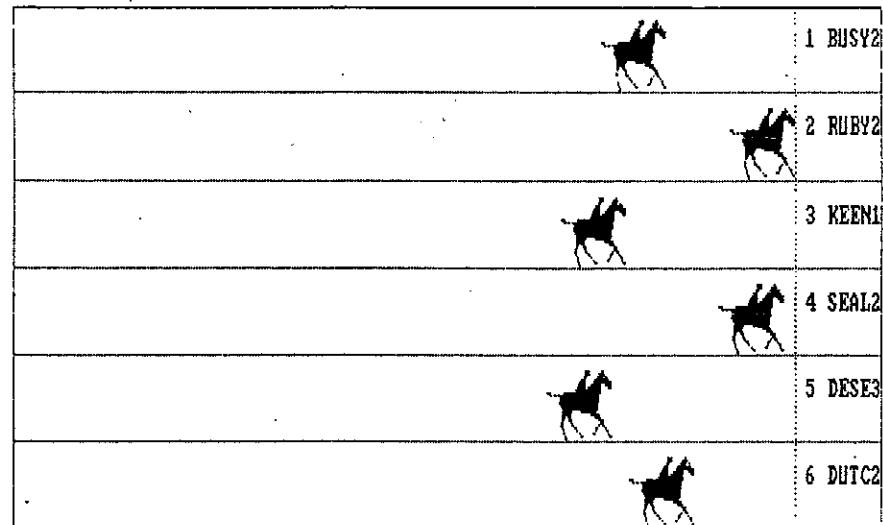
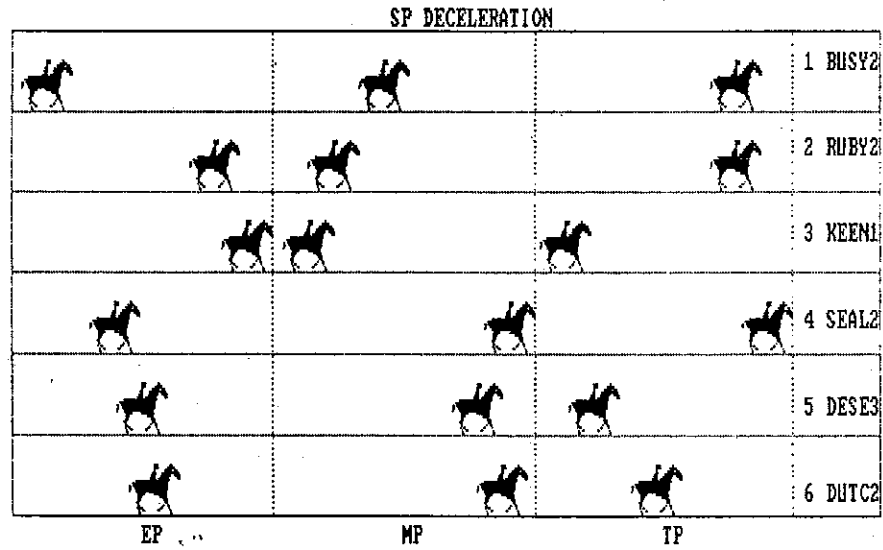
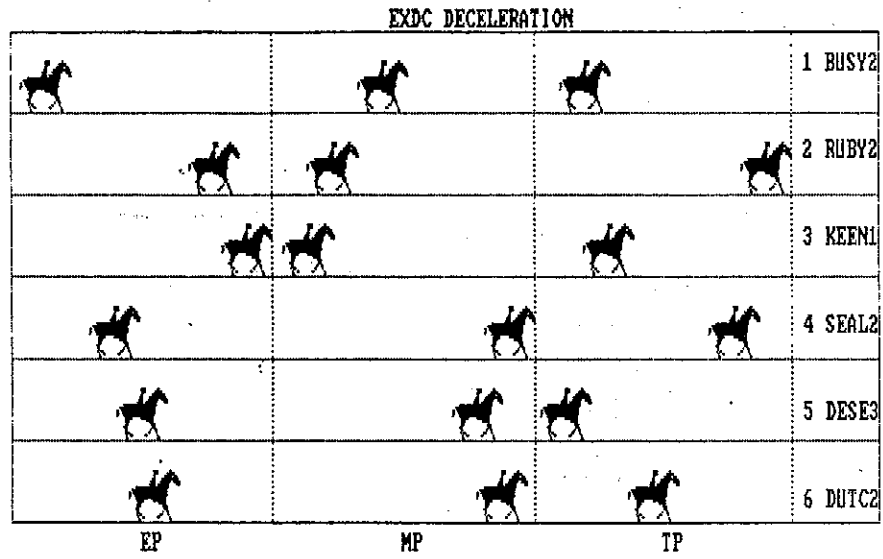
EXDC DECELERATION



SP DECELERATION



...and with the Automatic adjust:



Need I say more? This is only ONE example of this kind of situation. So, before you press that number "2", go through the aforementioned procedure to find out if you really need to use it. It's races like this one you don't want to lose because of premature adjusting!

**9764—SEVENTH RACE. 6 Furlongs. Purse \$47,000. Claiming. 3-year-olds. Claiming price \$2,500-55,000**


Index	Horse and Jockey	Wt.	PP	ST	¼	½	¾	Str.	Fin.	To \$1
9258	Ruby Beads, C Black	116	2	2	1 <sup>1</sup>	1 <sup>2</sup>	-	1 <sup>2</sup> / <sub>2</sub>	1 <sup>5</sup> / <sub>2</sub>	8.80
	Dutch, P Valenzuela	117	7	4	4 <sup>3</sup>	2 <sup>hd</sup>	-	2 <sup>2</sup>	2 <sup>5</sup>	3.90
9571	Busy Count, C McCarron	115	1	5	5 <sup>2</sup>	4 <sup>hd</sup>	-	3 <sup>1</sup> / <sub>2</sub>	3 <sup>5</sup> / <sub>2</sub>	6.20
9602	Seal Your Fate, C Nakatani	115	4	6	6 <sup>hd</sup>	5 <sup>½</sup>	-	4 <sup>hd</sup>	4 <sup>hd</sup>	8.40
(9550)	Marvin's Ruhl, P Atkinson	115	5	7	7	7	-	6 <sup>1</sup>	5 <sup>2</sup> / <sub>2</sub>	27.90
9478	Keen Rate, K Desormeaux	117	3	3	2 <sup>hd</sup>	3 <sup>1</sup> / <sub>2</sub>	-	5 <sup>½</sup>	6 <sup>hd</sup>	2.30
5388	Desert Pirate, A Solis	115	6	1	3 <sup>½</sup>	6 <sup>1</sup> / <sub>2</sub>	-	7	7	2.60
Scratched — Hit The Sauce, Survival Expert										
<b>2—RUBY BEADS</b>						<b>15.80</b>		<b>7.40</b>		<b>4.20</b>
<b>8—DUTCH</b>						<b>5.40</b>		<b>3.40</b>		
<b>1—BUSY COUNT</b>						<b>3.80</b>				


Off: 3:32 Time: :21.3 :45.1 :57.3 1:10 1/5, Track: Cloudy Good. Winner-ro.c.3 Prospectors Gamble-Singular Hope Tr-Brian, H Mayberry Own-Jan, Mace & Samantha Siegel Mutuel Pool \$251,755.90 Exacta Pool \$171,727 Quinella Pool \$30,079 Triple Pool \$60,993 Trifecta Pool \$158,548.

**\$2 EXACTA (2-8) PAID \$81.40**  
**\$2 QUINELLA (2-8) PAID \$39.00**  
**\$3 TRIPLE (7/5/2) PAID \$528.90**  
**\$2 TRIFECTA (2-8-1) PAID \$377.20**



Due to requests from our clients who want customized installable versions of Quad Rater (different drive, different directory, etc.) I have made an installable version where the client can choose which directory (HRACE, QUAD, HANDICAP or whatever you choose to name it) Quad will be installed. The procedure for this type of installation involves only a few DOS commands and step-by-step instructions will be on the disk. You can view these instructions either on your screen or print them out.





FROM THE  
**Editor's  
Desk**



The time since the last issue of the Follow Up has been the most intensive and rewarding of all the time I've had in the Methodology. Involvement in bringing together all of the various facets of my handicapping for a procedure that works consistently has been my dream for a long time and has finally come to pass. Clients for years have shared with me their win percentages and average mutuels. In general the numbers appear to be sound, and not an educated guess, but because they talk in generalities and I've not seen their private records, doubts on my part exists. Their intentions are good, but the damage they do to their own income potential is enormous. It would be nearly impossible to bet enough money in an ongoing campaign of wagering, based on their lack of personal records. When you have long term records there is no way any feelings or situations can throw you off of the feeling of self confidence you have from knowing the truth. Your own experiences are what you operate from, and any theorist's ideas are never as strong as what you know is true.

We all know the problem that occurs when our records are too small and we get that losing feeling. One of these feelings can come from not having enough races in our records and not being able to be sure that our conclusions and decisions count.

If as a child we had the large and correct data about the life, which we were about to live, we would not have accepted the near-sighted conclusions of the adults that we looked to for guidance. Instead we would have lived the life that could have been and not the life based on limited data before us. Winning races is about winning in life isn't it ?

Therefore, have enough data and interpret it correctly and win. It seems so very convincing that records that represent one's true win percentage and mutuel prices

over a long enough time will make us all have unshakable convictions about the future based on a well recorded past.

So knowing that the work to be done must be of one's own making, I embarked this last two months on work that seems like two weeks in passing. How time flies when you're having fun.

The following table shows as an example, three very strong factors from QUADRATOR and EXDC with THOROMATION. In this table we have taken the data from nearly a hundred races where the contenders and pacelines were selected in the same and consistent manner. All objective and no subjective decisions were made. The numbers in each cell represent the number of times the winning horse ranked as a 1,2,3 or 4. In each race the fields always were reduced to four contenders. In this way the actual factors strength falls in one of four rankings. I'm using these very strongest factors to show the extremes that exist with a large sample.

RANKINGS	FACTOR "A"	FACTOR "B"	FACTOR "C"
#1	20	36	44
#2	42	32	18
#3	26	12	14
#4	12	16	22

Factor \*A\* shows extreme strength in a ranking of #2 and very negative for ranking #4. Obviously with this one factor betting two horses #2 and #3 would get you sixty-eight per cent winners. A bet on ranking #4 would only win 12 races.

Factors "B" and "C" are equally obvious.

What isn't so obvious is that there are other factors which I've learned to love are very consistent in not having strengths, but in general have rankings so even that one is just about as good as the next.

These factors and their rankings help to cause the confusion and ties that make us indecisive.

RANKINGS	FACTOR "D"	FACTOR "E"	FACTOR "C"
#1	22	20	28
#2	22	26	20
#3	28	22	20
#4	28	30	24

These above factors are so random in their distribution that they will help confuse any decisions.

So you can see if one were to have a huge number of races and did their processes in a consistent manner they would accumulate their own powerful set of records that would be unshakable. They would migrate to only the factors that had stand-out rankings, both from positive and negative strengths. One could then look at their collection of strong factors and could collectively look at these factors in an accumulative way and have a consistent win percentage and get on with sound money management and control their psychological urges that used to get them in so much trouble.

Now lets look at a collection of factors gleaned from a large sample that will only get larger as time goes on. As the sample gets to a certain size their will be a convergence of the weightings and create high accuracy. In the following table instead of an actual numerical count, the rankings are converted to percentages, which are always handy with which to work.

The shaded rankings in the various factors indicate factor rankings that are very positive and win the high percentage so indicated. The boxed ranking in the various factors indicate factor rankings that are very negative and only win the small percentage so indicated.

*Note: It is deliberate that I have omitted the names of individual factors and have simply alphabetized the factors instead of naming them.. Since my pacelines and contenders may be and are probably different from your own and are projected and adjusted differently, our weightings of each factor would be different. This way there will be no confusion as you develop your own weightings for yourself.*

R A N K I N G	F A C T O R S:																		
	A	B	C	D	E	F	G	H	I	J	K	L	M	N	O	P	Q	R	
	#1				34					44	16				38		37		
	#2		42				34	36		34		42	34				16		
	#3					16					14					14	13		
	#4	8	12	14	45				16			16		16		16		16	17

The above chart has the various factors and rankings reduced to percentages.

Now let's apply this to a race. In this case I'm going through QUADRATOR and EXDC with THOROMATION with my four horses. The corresponding percentage is recorded and given to the horse that earned it. The positive numbers are summed as well as negative numbers.

MISS	7			34	36				16	34	34	38		37		213	23	P
ALY		12						14	42				16			42	42	
GUID		42		16			34	44				13		16		120	45	W
BUFF	8		14			16				16		15			17	86		

GUID the win horse has a sum of 120 in the shaded positive sum column of the ranking percentages.

MISS the place horse has a sum of 213 in the shaded positive sum column of the ranking percentages.

BUFF the horse with no positive sums and the greatest sum of negative factors came in last in this race.



# **THE COMPUTER COLUMN**

by Spencer Toner



## **Off-track betting has become at home betting.**

Sometimes going to the track or satellite facility is not what you want to do. With television that is interactive it may become better being at home. In Tulsa, Oklahoma, Jim Bradshaw's home town, a company, ODS Technologies is now running a six month test in Maryland. The interactive television test is in conjunction with the Maryland Jockey Club which is the parent company of Pimlico and Laurel race tracks. In Baltimore the test is in twenty five different homes.

Off-track betting is now legal from home in several states. Connecticut, Kentucky, Nevada, New York, Ohio, Pennsylvania and Maryland now have the legal O.K. In those state it requires picking up the phone and making the bet as lots of us are now doing.

NYRA and the Off-track Betting Corporation have for the folks living on Long Island five and half hours of televised racing each day. This signal comes into their homes by cable television. The bets go out of their homes by phone using the special accounts that they have set up.

With the ODS set up, you have a box that sets on your television and you have in your hand a five button remote control device. You plug in your identification card in the unit that sets on your television set. And now you call on the TV screen various menus. The TV now displays live odds, weather conditions, race results, scratches etc. You also see the live race run. I'm assuming that you can use your VCR and record everything that you see. You make the actual wager pointing the remote at your TV and become a video punter. It's reported that ODS service will be in the seven states in about a year

Once again...

from the top

by Doc Sartin



A Special Series of  
Articles for Beginners and a  
Refresher Course for those in need



## INTERPRETATION OF READOUTS

For some clients the INTERPRETATION OF READOUTS is their toughest chore. For others it is, to quote D.C. Millward of Canada, "A piece of cake." The problem with those who *have* a problem is that they don't want to know what time it is, they want to know how to build a watch.

We had a man come by the other day who wanted to know *exactly* how we arrived at our readouts before he would consider a new program. We wouldn't tell him so he didn't take the program. Fair enough. However, this person amassed a small fortune flying jet airplanes. I asked him if he had ever *built* a jet plane. He said "No." I asked, "Get the point?" He nodded his head bewilderedly and still said, "No."

So I gave up.

This person, along with many others, will say to Shane or myself that on "their" readouts the winner always comes up 3rd or 4th. The obvious reply to that is the one I made, although a bit facetiously, "Why not just bet the third and fourth choices on your readouts?" "Well," he replied, "Sometimes they come up one or two." From that I gathered that to him, the word *always* is a relative term. This person is in what A.A., NARCANON, G.A., and therapists in general, call *denial*. He protests one moment and then when offered a solution denies his own protest the next.

These are the same kinds of people who always seem to find losers with whom to hang out and consult. They just never seem to meet a winner. They're also the kind that say our programs will only *get* winners that are all coming from the same track and distance. They made up their minds to that *before* using the programs. It is one of those precepts that won't go away even in the light of contrary fact.

When asked about all the letters in Vox Pop, they seem to feel we make them up. My daughter, Mary, typesets the Vox Pop herself. She refuses to change a word (altho' she will correct a misspelling if she catches it). If she changes or adds a word, she parenthesizes it. If part of a letter is left out (requesting a program or manual) that portion is noted with an ellipse (...). NOTHING in Vox Pop is other than the true sentiments of the writers. Further, no readout we use goes without testing; often by copies of the actual payoff tickets.

Material submitted by clients is there to *inspire readers*.. For the vast majority it does. They say to themselves, "If they can do it, so can I." What a pity that some people are so static in the notion that virtually everything is determined by conspiracy. They see a "fix" in everything. Doping horses, track maintenance people creating pot holes, or whatever, to keep certain horses from winning (always the ones bet on by skeptics), jockey/trainer manipulations of horses traveling in excess of 40 miles per hour. They can't get it thorough their heads that we're going to *always*, over the long haul, *lose* at least 28% to 30% of our races no matter what. Why can't they just accept the fact that their losses *might* come from some kind of chicanery like dope or fix or bad track maintenance or whatever and just go with their winners : dwelling on the positive?

Believing that there is a conspiracy in everything will keep them in stasis and they'll never make a proper wager. We give them a contender/pace line picking method that has been proven consistent, even as Jim Bradshaw has given them in AODDS, and they persist in second guessing the procedure and then blame us for their failures.

Granted, these are the clients who are in our 18% minority, but they're the loudest, most visible people at any track. The fact is that most of our winning clients are loners who prefer off-site locations, Indian run centers especially. They, like me, like to see the old American 'Manifest Destiny' concept in reverse.

Readouts are far better interpreted if you don't spend too much time interpreting them and if you just use the ones that *work for you* the most consistently. Trying to zig zag with various readouts is as disastrous as 'modeling' too many factors. A few consistent *vital* factors correlated with a secondary source (readout or program) is all that is really necessary to win.

As a for-instance, the L/S (line scores) in AODDS are, in themselves, potent weapons, especially when correlated by one of our advanced programs (as stated before, ad nauseam). But Jim Bradshaw hasn't merely added up factors and divided them by the number of rankings. He knows that will get him pirated by next week. His line scores are a skewed weighting of VITAL factors and at times are truly *awesome*. Then, like anything else we've ever done, they sometimes miss. That's the way life goes. The person who panics when a loss or two occurs even with the best readouts, should *not* be involved in a stochastic, aleatory endeavor.

Often a viable readout will get a \$38 horse and miss one paying \$6.40. To the individual whose focus is on low paying horses, this is a grave error. But to those who seek profit, it's of no consequence.

Ours is a relative pursuit.

Having faced this problem of clients persisting in irregular use of their interpretive skills, we devised Factor Evaluator. Those using it as instructed seem to have the least problem interpreting readouts. They have come to realize that, through an empirical procedure, they can recognize that place horses do *not* necessarily come from the same readout as a winner and that quite often show horses DO.

We spent more time programming Factor Evaluator than any other program; yet it sells for only \$49.95. We priced low so that everyone could afford it and will no longer be

plagued by problems of readout interpretation. In case you missed it, here is an example of what Factor Evaluator's readouts look like:

>>>>> CRC 09-11-94 RACE # 9 <<<<<<

NAME	WIN	PLACE	SHOW	UXR	MUV	RANK THORO	RANK EXDC	RANK SP	RANK PNL-2	RANK OTHER
PRIN	28.80	9.20	3.00	0.220	0.730	1	1	4	3	2
EDGE		4.60	2.80	0.317	2.600	2	2	2	2	3
SONIC			2.40	0.292	2.920	1 <sup>T</sup>	1 <sup>T</sup>	3	1	1
EXACTA		84.00		Tie						
TRIFECTA		313.40		2	2	4	3	3		
				3	3	4	3	3		

>>>>> CRC 09-11-94 RACE # 9 <<<<<<  
OTHER

NAME	WIN	PLACE	SHOW	RANK FAC-1	RANK FAC-2	RANK FAC-3	RANK FAC-4	RANK FAC-5	RANK FAC-6
PRIN	28.80	9.20	3.00						
EDGE		4.60	2.80						
SONIC			2.40						
EXACTA		84.00							
TRIFECTA		313.40							

>>>>> FINANCIAL SUMMARY <<<<<<  
>>>>> CRC MONTH 9 DAY 11 YEAR 1994 <<<<<<

	WAGERS	MUTUELS	ROI
WIN	10.00	58.00	5.80
PLACE	20.00	42.00	2.10
SHOW			
EXACTA	12.00	37.40	3.12
TRIFECTA	24.00	100.00	4.17
DOUBLE	30.00	150.00	5.00
TRIPLE	30.00	100.00	3.33
PICK-6			
OTHER	30.00	450.00	15.00
TOTALS	156.00	937.40	6.01
EXPENSES	50.00		
NET		731.40	

There are multiple screens for any program and a financial summery at the end. Proper use of this program should make you as adept at interpreting readouts as the very best winning clients we have.

Doc's comment:

Here is a Factor Evaluator report from Ruel Burns of Indiana. He uses Entropy and Quad-Rater with the class screen. Why he didn't use the headings to indicate under which category he got his rankings, I don't know. Perhaps he'll tell us at a later date.

*Dear Dr. Sartin,*

*Thank you for your letter... I have Entropy II and used it per your advice – I have enclosed the results of two days at the Danville, IL wagering parlor – May 4 was excellent. On May 11 I had company which apparently was distracting and I did use the 2 adjust too frequently and missed the \$33.00 pay off in race 7 - also missed race 9.*

*I use the APV, S/CR, SR TV and BYR for my contender selection. I usually have 5 to 7 contenders or should say horses to put in computer – I use Entropy sort to get the contenders down to four – five horses if they are tied.*

*I do my best to use (your) prescribed pace line selection i.e. best of last 3, same distance, surface, class –*

He indicated that even though he didn't use the headings of the readouts he used them in the order they appeared on the screen. As you can see, he only bets Win and Exacta.



NAME WIN PLACE SHOW  
 MAVER 9.00 3.80 2.40  
 SULEM 3.80 2.60  
 COUNT *1st race* 2.40

0.000	0.000	2	2	2	0	0
0.805	0.950	0	0	3	0	0
1.197	3.070	3	3	0	0	0

EXACTA 28.60

3	3	3	0	0
---	---	---	---	---

NAME WIN PLACE SHOW  
 RITA 6.80 4.00 2.60  
 TRESS *4th race* 8.20 3.80  
 SPEC 3.00

1.193	4.240	1	3	1	0	0
1.148	0.760	0	0	0	0	0
0.000	0.000	0	0	0	0	0

EXACTA 51.80

0	0	0	0	0
---	---	---	---	---

NAME WIN PLACE SHOW  
 WHETS 17.20 7.80 5.40  
 BIG P *6th race* 4.80 3.00  
 GIACO 4.80

0.000	0.000	3	2	0	0	0
0.000	0.000	0	0	0	0	0
0.000	0.000	0	0	0	0	0

EXACTA 66.40

0	0	0	0	0
---	---	---	---	---

NAME WIN PLACE SHOW  
 EXUBE 14.80 4.20 3.20  
 BROAD *7th race* 11.40 7.60  
 HE'S 5.20

1.407	5.830	1	1	1	0	0
0.000	0.000	0	0	0	0	0
0.000	0.000	0	0	0	0	0

EXACTA 110.80

0	0	0	0	5
---	---	---	---	---

TRIFECTA 548.40

0	0	0	0	0
---	---	---	---	---

NAME WIN PLACE SHOW  
 CARTR 6.00 4.00 2.80  
 PROPR *9th* 9.20 4.80  
 TIME *10th* 5.00

0.334	1.270	2	0	0	0	0
0.000	0.000	0	0	0	0	0
0.000	0.000	0	0	0	0	0

EXACTA 56.60

0	0	0	0	0
---	---	---	---	---

TRIFECTA 439.40

0	0	0	0	0
---	---	---	---	---

NAME	WIN	PLACE	SHOW
BLACK	5.00	3.20	2.60
WATER		4.60	3.40
PROPE			3.20
EXACTA		25.60	
TRIFECTA		89.20	

*10th place*

0.424	2.690	2	2	2	0	0
0.786	0.000	1	1	4	0	0
0.781	2.680	3	4	3	0	0

2	2	4	0	0
3	4	4	0	0

FINANCIAL SUMMARY

SPT MONTH 5 DAY 4 YEAR 1995

WIN	WAGERS	MUTUELS	R.O.I.
PLACE	150.00	334.80	2.23
SHOW			
EXACTA	30.00	70.20	2.34
TRIFECTA			
DOUBLE			
TRIPLE			
PICK-6			
OTHER			
TOTALS	180.00	405.00	2.25
EXPENSES	0.00		
NET		225.00	

# FRACTALS

## ***The Concept That Refuses To Go Away***

Interest in Fractals just won't go away. It was a program we *gave away* for clients to test. Shane and I get calls from many of those testers every few days telling us about the long shots and exotics they're winning and asking *when* the final version will be ready. At the March Las Vegas Workshop, Sharon Price reported 5 winners in 6 races. Similar reports come in several times a week with promises to send readouts and how they apply effective techniques for using the program as it stands *today*.

I refused to sell the program in its original form because, along with those who won with it, there were too many testers who, like myself, found it difficult to interpret the variances between the screen called Fractals B, employing more orthodox formulae designed to get the kinds of winners paying less than double digit mutuels; and the conglomerate screen, Fractals C, which ideally focuses on Higher Paying Horses.

The problem was that sometimes this "ideal" flip-flopped and B got the higher paying horses and C the lower. Granted C was dominant and one *could* do quite well using it alone *if* willing to accept more than two or three losses in a row. Ironically *we* are the only handicapping group in all of North America whose expectations are so high and whose psyches so frail that many of us are deeply traumatized by anything more than three losses in a row.

This is why the "experts" laud the Methodology but denigrate its users by saying we lack wagering skills and the courage to absorb enough losses to capitalize on the *value* potential of the Methodology. Unfortunately this is true for many clients. But they are the ones who persist in wearing their problems on their sleeves and consulting and whining to everyone at the track or off-site center, especially those who have a highly publicized "name".

If I refused to work with these kinds of clients I would be forsaking my original purpose which was summed up in my slogan. "The Cure for Losing is Winning". The problem is that we have a loud minority of clients, about 18% of the total, whose resistance and woeful cries outweigh the 82% majority who are either winning significantly or who, because of their bet sizing, are winning satisfactorily, at least by their standard which is keyed to winning races with little concern for monetary profit.

Even Steve Schmidt, who is a Buddhist, and to whom materialism is not a primary consideration, does not forsake profit. That's because the pari-mutuel apparatus, the ultimate in fairness, invigorates his Karma and conforms with the various Sutras to which he subscribes. Both the Buddha and



Jesus, who taught similar doctrines, lived long before the invention of the pari-mutuel machine so it's impossible to ascertain their attitudes toward our endeavors; but the majority of our winning clients tell me that the Methodology has not only enriched them in a material sense but has also enriched them spiritually and made them winners in *life*; which is truly more important than winning races.

But back to Fractals. Each year after the Kentucky Derby, I, along with Jim "The Hat" receive readouts from those who won it. Fractals users who got the \$51 winner were ecstatic; but so were those who got it with Quad-Rater and Thoromation's EXDC screen. While both Jimmy and I might question their overall pace line selections, they *did* take *Thunder* off its *best* Graded Stakes finish (which, I'm told is my own prescription for winning the Derby). That's how Jimmy (with Le Roi's help) and I (through Shane) got the horse.

Jimmy just called as I was writing this to say he boxed the Entry with the Winner and got his usual First and Third. He wasn't upset, he was happy. If he starts betting too many races first and second his 1-3 reputation will be blown.

Some clients who won the race say they used the Tandem Concept, giving *Thunder* the same final beaten lengths as *Wild*, winner of the Jim Beam. The problem here is that if they used that version of the Tandem Concept with *every* horse they would be hard-pressed to get the winner.

Yet, some clients *do* win in strange ways at times. But who can argue with them if they win? At least they *all* dismissed the Entry co-favorite, *Serena's Song*, recognizing it as a front running type filly rabbit with little, if any chance to even be in-the-money on Churchill's mile and 1/4 closer surface. They *did* use the Show horse *Timber*, who probably *should* have won based solely on figures. Good thing for Jim "The Hat's" temperament that it only finished 3rd; Pat Day was the jockey aboard. (Note: this was written before the Preakness or Belmont)

In all probability D. Wayne Lukas was the most surprised person at Churchill Downs when his "other" horse won over his favored entry.

Here are a few samples of readouts: *Not* mine but those sent by clients:


First, from Fractals:

**Kentucky Derby**

CDX 05-06-1995 RACE 8 DIST 10 SURF D PURSE \$500,000  
FRACTALS-A, B & C DREAM RACE DEFICIENCIES--AUTO-B

NAME	L	FRL-A	DEF	FRL-B	DEF	FRL-C	DEF	TDEF	R
PYRAM	1	98.25	1.75	98.41	1.59	99.04	0.96	4.29	4
WILD	1	100.00		98.56	3.44	100.00		3.44	3
JUMRO	1	98.83	1.37	98.08	0.92	99.50	0.50	2.79	2
AFTER	1	98.35	3.65	100.00		97.92	2.08	5.73	6
TEJAN	2	98.17	3.83	94.78	5.24	98.60	3.40	12.48	7
TIMBE	1	97.69	2.31	99.14	0.86	98.77	1.23	4.40	5
THUND	4	98.34	1.88	99.87	0.13	99.44	0.56	2.35	1

CHAOS FORMULAE



AND - In tribute to those who won with Quad-Rater & Thoromation

CDX 05-06-1995 RACE 15 DIST 10 SURF D PURSE \$500,000  
 Q U A D - R A T E R M A T C H U P A U T O

DREAM RACE	EP	R	FINISH	R
DREAM	-0.85	5	-0.67	6
PYRAM	-2.01	7	-0.14	3
WILD	-0.39	2	-1.34	9
LAKE	-0.63	4	-0.58	4
JUMRO	0.00	1	-0.97	8
AFTER	-1.48	6	-0.62	5
SEREN	-2.18	9	0.00	1
TEJAN	-0.49	3	-0.76	7
TIMBE	-2.04	8	-0.11	2

Here's one of my all-time favorite woulda', coulda', shoulda's. It's from a friend who doesn't mind my having a little fun with him. Slated for PP #16 in a 19 horse field. Ended up in PP #11. Ideal for a sustained Presser: won't get pushed into the rail. Glad I never trained my eyes to look at PP's - among other things.



CDX 05-06-1995 RACE 15 DIST 10 SURF D PURSE \$500,000  
 Q U A D - R A T E R M A T C H U P A U T O - S

DREAM RACE	EP	R	FINISH	R
DREAM	-0.67	5	-1.12	5
PYRAM	-1.62	7	-0.17	3
WILD	-0.12	2	-1.67	8
LAKE	-0.55	4	-1.24	6
JUMRO	0.00	1	-1.79	9
AFTER	-1.11	6	-0.68	4
SEREN	-1.79	9	-0.00	1
TEJAN	-0.39	3	-1.40	7
TIMBE	-1.66	8	-0.13	2

Dear Doc:

...Loved Thunder Gulch in the Derby for weeks before the big day, touting him to everyone I knew - then I jumped off of him when they announced the post positions. Oh, well. It was nice getting the thank you calls from all the friends I told to bet him. I love this game.

Quad-Rater continues to perform for me. Thrilled with it. Hope everyone is well. Look forward to seeing you again in the hopefully not-too-distant future. Take care.  
 P.T., California



82 MUTUELS PAID

11 - THUNDER GULCH	51.00	24.20	12.20
10 - TEJANO RUN	10.20	6.80	
2 - 6-TIMBER COUNTRY	3.80		

MORE FRACTALS

In our ongoing pursuit of Long Shots, Kirt Malhum is another client who is helping us to perfect Fractals. We'll see more of his research next issue. Here are just two of his races - a \$95.60 and a \$34.60 winner plus a \$194.40 Exacta! All on the same day at GG Fields.

BASIC FORMULAE

	94	FRL-B (E, S, W)	100
GOSPAS	-----+	-----+	-----+
ART 05	-----+	-----+	-----+
ARMI 1	-----+	-----+	-----+
ALEXA1	-----+	-----+	-----+
CHERO2	-----+	-----+	-----+

CHAOS FORMULAE

	94	Frl-A(1-8)	100		94	Frl-C(ALL)
ART 05	-----+	-----+	-----+	ART 05	-----+	-----+
ARMI 1	-----+	-----+	-----+	WARM 1	-----+	-----+
GOSPAS	-----+	-----+	-----+	GOSPAS	-----+	-----+
ALEXA1	-----+	-----+	-----+	ALEXA1	-----+	-----+
CHERO2	-----+	-----+	-----+	CHERO2	-----+	-----+

SECOND RACE 6 FURLONGS, (1:77) CLAIMING, Purse \$11,000. Fillies and mares, 4-year-olds and upward which have never won two races. Weight, 116 lbs. Claiming price \$12,000; if for \$16,000, allowed 2 lbs.

Golden Gate

APRIL 23, 1995  
 Value of Race: \$11,000 Winner \$6,000; second \$2,200; third \$1,000; fourth \$625; fifth \$275. Mutuel Pool \$146,037.00 Exacta Pool \$101,125.00  
 Trifecta Pool \$107,208.00 Quinella Pool \$28,000.00

Last Raced	Horse	M/Eq.	A.Wt	PP	St	1/4	1/2	3/4	Str	Fin	Jockey	Clg Pr	Odds \$1
23Mar95 4BM1	Armi Something	Lb	4 116	1	3	41	31	21	11	11	Hummel CR	12500	46.00
7Apr95 4BM3	Eurythmic	Lb	5 116	4	4	9nd	11	11	22	22	Belvoir VT	12500	2.20
8Mar95 4GG4	Gospal Spirit	Lb	6 116	6	5	61	41	41	32	32	Meza RQ	12500	5.40
7Apr95 4BM4	Cherokee Triumph	Lb	4 116	8	1	31	21	31	42	42	Baze RA	12500	1.70
12Feb95 7GG11	Art Of Compromise	Lb	4 116	5	7	9nd	64	51	50	50	Ruhge R L Jr	12500	10.20
18Mar95 4GG7	Giggling Girl-GB	Lb	4 116	7	2	21	52	64	61	61	Warren R J Jr	12500	4.10
7Apr95 4BM1	Alexandra's Halo	Lb	4 116	2	6	70	71	71	70	70	Carr D	12500	26.00
22Mar95 4BM4	Jill's Gift	Lb	4 116	3	8	8	8	8	8	8	Miranda V	10000	40.00

OFF AT 1:16 Start Good. Won driving. Time: :22, :45, :58, 1:11 Track fast.

\$2 Mutuel Prices:

1-ARMI SOMETHING	35.00	21.00	7.20
4-EURYTHMIC	4.00	3.00	3.00
6-GOSPAL SPIRIT			3.40

\$2 EXACTA 1-4 PAID \$131.40 \$2 TRIPECTA 1-4-8 PAID \$2,112.00 \$2 QUINELLA 1-4 PAID \$42.00

BASIC FORMULAE

	94	FRL-B (E, S, W)	100
WILD 1	-----+	-----+	-----+
ADVEN2	-----+	-----+	-----+
MADAM7	-----+	-----+	-----+
QUEEN8	-----+	-----+	-----+
A TRIS	-----+	-----+	-----+

CHAOS FORMULAE

	94	Frl-A(1-8)	100		94	Frl-C(ALL)
HILLW4	-----+	-----+	-----+	HILLW4	-----+	-----+
JO KN2	-----+	-----+	-----+	JO KN2	-----+	-----+
MADAM7	-----+	-----+	-----+	MADAM7	-----+	-----+
SUNNY2	-----+	-----+	-----+	SUNNY2	-----+	-----+
A TRIS	-----+	-----+	-----+	A TRIS	-----+	-----+

WINNER PAID 34.80 EXACTA 194.40

EIGHTH RACE 1 1/4 MILES. (Turk Chute)(1:41) ALLOWANCE. Purse \$33,000. Fillies and mares, 4-year-olds and upward which have never won three races. Weight, 116 lbs. Non-winners of a race other than claiming, starter or classified handicap at one mile or over since February 1, allowed 3 lbs. (Races for \$35,000 or less not considered.)

Golden Gate  
 APRIL 23, 1995  
 Value of Race: \$33,000 Winner \$18,150; second \$5,500; third \$4,500; fourth \$2,475; fifth \$925. Mutuel Pool \$225,944.00 Exacta Pool \$220,200.00 Quinella Pool \$35,901.00

Last Raced	Horse	M/Eq.	A.Wt	PP	St	1/4	1/2	3/4	Str	Fin	Jockey	Odds \$1
2Apr95 10BM4	Wild Royal	Lb	4 115	3	1	11	11	11	11	11	Meza RQ	16.40
10Sep94 7DM7	Jo Knows	Lb	5 115	6	9	9nd	6nd	63	42	2nd	Baze RA	2.80
27Mar95 7BM1	Queen Of The River	Lb	4 116	1	8	32	32	31	32	3rd	Chapman TM	8.20
6Apr95 4BM7	Lovebreak-NZ	Lb	5 117	2	10	8nd	10	91	51	4th	Belvoir VT	59.40
5Apr95 7BM4	Hillwalker	Lb	5 115	3	7	53	41	42	2nd	50	Warren R J Jr	6.90
30Mar95 7BM4	A Trifle To Spare	Lb	4 116	7	3	4nd	54	51	61	62	Lopez A D	30.00
13Apr95 4BM2	Sunny Variety	Lb	4 115	10	4	10	71	71	83	71	Espinoza V	2.00
30Mar95 4BM4	Vetia	Lf	4 116	8	2	9nd	9nd	10	82	84	Black CA	a-2.90
13Apr95 4BM4	Adventure On	Lb	5 115	5	5	21	21	21	73	31	Mercado P	115.00
18Mar95 4GG1	Madame Bovary	Lbf	7 115	4	6	71	92	8nd	10	10	Antley CW	a-2.90

OFF AT 4:22 Start Good. Won driving. Time: :23, :47, 1:10, 1:35, 1:42 Course firm.

\$2 Mutuel Prices:

1-WILD ROYAL	34.80	13.00	9.40
6-JO KNOWS			6.20
2-QUEEN OF THE RIVER			5.80

\$2 EXACTA 6-5 PAID \$194.40 \$2 QUINELLA 6-9 PAID \$76.20

...DOC SARTIN

# COMMENTARY

## FALLACIES IN RESULT CHART PROFILING

I can remember back when the use of the term "Track Profile" was virtually exclusive to us. I say virtually because I'm sure the term was used by someone before we did. However, the technique we employed for profiling was indigenous to us when we started. Once we even gave away profiles for any track requested by clients.

Then in the late 1980's everyone got into the act and began *selling* track profiles. Now they are a staple item in every purveyor's sales kit. Having started the fad, I now urge you to abandon the practice, or at least discount its reliability as a *predictor*, unless you are a spot player limiting your wagers to a given class level or distance/surface. If you qualify here you're probably only getting one or two investment opportunities per day per track.

On the next two pages I'll show you a goodly portion of an accurate track profile for the winners of every single race run at Belmont Park during the month of May, 1994. It was supplied by a very conscientious client in New York, for which we thank him greatly. I left off a few races to save a page, but I do show the compiler's complete summary of all 136 races at the end of the profile.

Never in the history of handicapping from Past Performance charts, which we must use to predict the outcome of a race, have all winners been in the top 3 of every single readout from Thoromation, Entropy II and Synergetic Match Up II. Actually in the top 2.5, which was the worst rating of the bunch; given to EMUV (EMU on chart) Factor X and the Line Score Ranking. On the other hand, the low MUV ranked the winners 1.7. Wow! If you believe that, just bet the two lowest MUV's and get RICH! No way would any accurate factor evaluation put all winners, regardless of racing condition, surface, distance, etc., in the 1.7 to 2.5 range. If you believe they would, I'm sure the client who compiled the profile could find you a bridge in New York that he'd sell you cheap.

The *only* readouts in the summary with any predictive value are the BEY, SR, MUV, percent Median, and, even though they're not in this summary, the Early-Late Difference Factor featured in Phase I. You will note that the winners were ranked 2.4 Beyer Rating and 2.2 Speed Rating. Once again the Speed Rating wins out over the Beyer Numbers, even though by a small margin here.

If an evaluation of factors before the race produced the winner in the top 1.7 to 2.5 rankings, we'd all get rich. If a profile had any true value as a predictor, all we would have to do is bet the top 2 MUV horses in Thoromation. If that ever happens the price of the program goes to \$10,000. However, it won't happen because seeking success from using a track profile is an illusion and a consummation devoutly to be wished.

A profile can be of service as a guide, but the evaluation of factors from *your* handicapping, before the fact, is the only meaningful road map for consistent success. Here is the Belmont WIN profile. Don't we wish our handicapping "Model" could look this good?

BELMONT PARK  
MAY 1994

Table with columns: DATE, TK, RAC, DIST, SUR, CON, CL, BEY, SR, DC/V, TH, EMU, SMU, UKR, MUV, BANK, EP, PR, HE, SP, LX, FX, KPD, KXDC, MUTUEL, BL-1, BLI2. The table contains a dense grid of race results and betting data for Belmont Park in May 1994.

18-May-94	BEL	7	8.5	D	G	NW2	1T	5T	1	1	5	1	1	3.98	4	4	4	1	1	1	2	3	1	2	1	1	1	20.80	9.6	3.7
18-May-94	BEL	8	7.0	D	G	HCP	2T	1	2	3	2	2	3	0.65	2	2	2	3	2	2	3	2	1	3	2	2	2	12.80	0.5	0.0
18-May-94	BEL	9	6.0	D	G	NW2	1	2	2	2	3	4	3	2.51	2	3	4	3	2	2	1	3	3	3	3	3	3	3.40	5.1	3.1
19-May-94	BEL	1	6.0	D	S	M35	5	5	5	2	2	2	2														45.40	4.7	2.0	
19-May-94	BEL	2	8.5	D	S	17.5	5	5T	3	2	2	2	2	1.71	3	2	2	3	3	3	3	3	1	2	2	2	21.00	4.7	3.6	
19-May-94	BEL	3	8.5	D	S	MSW	5T	5	6																		43.20	0.0	0.0	
19-May-94	BEL	4	6.0	D	S	35.0	6	2	3T	4	2	2	3	0.78	2	2	2	3	3	4	4	3	4	4	4	4	5.20	2.0	0.5	
19-May-94	BEL	6	6.0	D	S	NW1	3	2	5	4	2	2	4	1.41	2	2	5	4	4	4	4	3	2	2	2	2	15.20	0.0	0.0	
19-May-94	BEL	7	6.0	D	S	NW3	1	2	5	3T	1	1	1	0.00	1	1	1	1	1	1	3	3	1	1	1	1	6.80	0.0	0.0	
19-May-94	BEL	8	8.5	D	S	CLF	5	3T	1	3	1	3	3	0.00	1	1	1	3	3	3	3	3	1	1	1	1	5.20	0.0	0.0	
19-May-94	BEL	9	7.0	D	M	MSW	1	1	3	3	1	4	4	0.00	1	1	1	3	3	3	4	4	1	1	1	1	12.20	0.0	0.0	
20-May-94	BEL	6	8.5	D	M	35.0	4	6	4	2	1	1	3	1.72	4	4	4	4	4	4	4	4	2	3	4	4	14.20	0.0	0.0	
20-May-94	BEL	7	7.0	D	M	NW2	4T	3T	3T	3	3	3	3	2.92	3	3	3	3	1	3	3	3	3	3	3	3	6.20	0.5	0.1	
20-May-94	BEL	8	8.5	D	M	NW3	1	3	3	3	4	1	4	2.80	4	4	4	2	3	2	3	2	3	4	3	3	20.00	2.5	0.5	
20-May-94	BEL	9	6.0	D	M	14.0	4	4	2	1	4	4	4	0.00	1	1	1	5	4	4	2	2	1	1	1	1	7.60	0.0	0.0	
21-May-94	BEL	1	7.0	D	F	25.0	1	3	4	5	1	1	1	1.00	1	1	1	2	5	5	5	5	1	1	1	1	10.20	2.1	2.5	
21-May-94	BEL	2	8.5	D	F	25.0	5	3	5	1	4	4	4	4.47	4	4	4	3	1	1	1	1	1	1	1	1	15.00	5.5	3.6	
21-May-94	BEL	4	8.5	D	F	35.0	4	4	4	4	4	4	4	0.85	2	2	2	4	3	4	4	4	4	1	3	3	8.00	0.0	0.0	
21-May-94	BEL	7	8.5	T	F	HCP	4T	1	4	4	1	4	4	0.00	1	1	1	1	1	1	1	1	1	1	1	1	3.20	0.0	1.5	
21-May-94	BEL	9	8.5	D	F	NW1	1	2	1	1	1	3	1	0.00	1	1	1	1	1	1	1	1	1	1	1	1	5.20	2.0	1.5	
22-May-94	BEL	2	9.0	D	F	25.0	1	1T	1	1	1	1	1	0.82	1	3	2	1	1	1	1	1	1	1	1	1	3.60	0.0	0.0	
22-May-94	BEL	6	7.0	D	F	NW2	1	1T	1	2	3	3	3	2.49	3	3	3	2	1	2	2	3	3	3	3	3	6.00	0.0	0.0	
22-May-94	BEL	7	8.5	T	G	HCP	3	2T	2	2	3	2	2	0.22	2	2	2	4	2	4	2	2	3	1	2	2	24.60	1.6	0.7	
22-May-94	BEL	8	8.5	T	G	STK	2	1	5	2	2	2	2	1.36	2	2	2	2	2	2	2	2	2	2	2	2	9.20	7.0	1.0	
22-May-94	BEL	9	9.0	D	F	14.0	1	1	2	2	4	4	4	0.00	1	1	1	1	4	4	4	4	4	4	4	4	5.60	3.0	1.5	
24-May-94	BEL	2	6.0	D	F	25.0	4	4	4	4	1	1	1	0.00	1	1	1	4	4	4	4	4	4	4	4	4	26.00	0.5	0.5	
24-May-94	BEL	4	6.0	D	F	NW1	3	4	4	2	2	2	2	1.19	2	2	2	3	3	3	3	3	3	3	3	3	27.40	2.0	0.2	
24-May-94	BEL	7	8.0	D	F	25.0	2	2	2	2	2	2	2	1.02	4	4	4	1	2	2	2	2	2	2	2	2	9.80	4.5	2.0	
25-May-94	BEL	1	6.0	D	F	35.0	2	2T3	2	1	4	1	2	2	0.2	4	4	4	1	2	2	1	2	1	2	1	20.20	3.0	5.5	
25-May-94	BEL	4	7.0	D	F	CLF	1	2T	4	4	2	3	3	3.98	4	4	4	2	1	2	3	4	4	4	4	4	2.40	1.7	1.0	
25-May-94	BEL	7	8.5	T	F	STK	1	3	1T	3	5	1	1	2.43	5	5	1	1	1	1	1	1	1	1	1	1	6.80	3.2	1.6	
25-May-94	BEL	8	6.0	D	F	17.5	3	3	3	3	2	4	3	0.79	3	3	3	3	5	4	4	4	3	4	4	4	9.60	5.0	2.6	
26-May-94	BEL	1	8.0	D	F	17.5	3	1	4	2	2	3	3	0.00	1	2	2	2	2	2	2	2	1	2	2	2	17.60	1.5	1.5	
26-May-94	BEL	2	6.0	D	F	25.0	2	2	1	1	2	1	1	0.00	1	2	2	2	2	2	2	2	2	2	2	2	7.20	0.0	0.0	
26-May-94	BEL	4	8.5	D	F	25.0	1	1	3	3	3	3	3	1.09	2	1	2	3	3	3	3	3	1	1	1	1	44.00	1.5	1.1	
27-May-94	BEL	6	7.0	D	F	17.5	5	2	1	1	5	1	2	0.30	4	4	4	3	2	2	2	1	1	1	1	1	7.00	3.0	0.6	
28-May-94	BEL	1	6.0	D	F	75.0	1	4T	2	1	3	1	1	2.30	4	4	4	1	1	1	1	1	3	4	4	4	9.40	13.5	4.6	
28-May-94	BEL	6	6.5	D	F	S-NW1	4	3T	1	2	3	1	2	3.60	3	3	3	3	3	2	2	2	1	1	1	1	14.80	5.6	2.6	
28-May-94	BEL	7	6.0	D	F	NW2	2	3	1	1	3	2	2	0.76	3	3	3	2	2	2	2	2	1	3	1	1	6.20	1.1	0.0	
29-May-94	BEL	3	9.0	D	F	17.5	1	3	1	1	4	1	1	0.73	2	2	2	1	1	1	1	1	1	1	1	1	11.60	8.5	4.6	
29-May-94	BEL	5	6.5	D	F	CLF	4	3	3	3	4	4	4	1.84	4	4	4	4	1	3	3	4	4	3	3	3	10.60	5.5	3.6	
29-May-94	BEL	6	6.5	D	F	S-NW1	2T	6	1	2	2	2	2	0.68	2	2	2	3	2	3	3	2	3	1	3	3	3.20	1.0	1.0	
29-May-94	BEL	7	8.0	T	F	CLF	1	1	1	1	1	1	1	0.68	2	2	2	2	3	2	3	1	3	3	3	3	2.40	0.6	0.2	
29-May-94	BEL	8	9.0	D	F	G-II	1	3	2	4	4	4	4	1.84	4	4	4	4	1	1	1	4	4	4	4	4	6.20	12.1	8.2	
29-May-94	BEL	9	6.5	D	F	35.0	2	4T	2	2	4	3	4	1.84	4	4	4	2	2	2	3	3	2	2	2	2	21.60	2.5	2.6	
30-May-94	BEL	1	7.0	D	F	NW3	4	1T	1T3	3	4	4	4	0.68	4	4	4	2	2	3	3	4	4	4	4	4	5.20	2.5	0.5	
30-May-94	BEL	4	6.5	D	F	NW2	2	2	1	1	4	4	4	2.00	4	4	4	1	1	1	1	1	2	2	2	2	6.00	0.0	0.0	
30-May-94	BEL	5	8.5	D	F	NW3	1	3	2	2	2	2	2	1.35	2	2	2	3	2	2	3	3	2	2	2	2	4.00	0.0	0.0	
30-May-94	BEL	8	8.0	D	F	G-1	1T	7	2T	2	2	2	2	2.16	2	2	2	3	3	3	3	3	3	3	3	3	4.00	0.0	0.0	

SUMMARY

\*\*\*\*\* RESULT CHART - PROFILE - SUMMARY ENTIRE MONTH OF MAY, 1994. \*\*\*\*\*  
RACES 136 BEY SR DC/V TH EMU SMU UXR MOV RANK EP PR HE SP LX FX RPD EKDC MUTUEL BL-1 BL2  
2.4 2.2 1.9 2.4 2.5 2.5 2.5 1.70 2.5 2.5 2.4 2.3 2.4 2.4 2.5 2.3 2.4 12.00 2.9 1.6

## THE POSITIVE POWER OF NEGATIVE THINKING

Unfortunately this is an all-too-true paraphrase of Norman Vincent Peale's book *The Power of Positive Thinking*. If we persist in directing our focus on *negative* factors, the insidious power of negativity will take hold of our psyche and afflict us in direct relationship to our negativity. This is the chief reason why I object to the concept of seeking our *negative* (non-winning) factors in the handicapping process. For over twenty years now we have sought *positive factors*, those that produce what we have termed the *viable variables*. In doing so we have gradually been able to automatically weed out the *negative*.

There is one incontrovertible fact about handicapping. It is basically *subjective*. It requires personal *decision*. No matter how many guidelines we may provide that have been tested and proven valid, they mean nothing unless the user firmly believes in them and applies them accordingly. When I say 'believes', I'm not talking about lip service; I mean deep seated belief that can surmount the wealth of negativity that fills the air at every race track and off-track wagering center. For many this is hard to do; for some it's impossible. The only way to overcome the abject negativity that dominates the conversations of 'horseplayers' and, most unfortunately, the pages of handicapping books and articles, is to have *absolute* faith and confidence in yourself. While it may be hard to accept, in horse racing, the old phrase "Everybody's out of step but Johnnie" is absolutely true. If it were not then please explain why only two percent of all North American handicappers *win consistently*.

At one time that figure – 2% – was only cited by me. Now it is accepted by virtually every handicapping author as an absolute.

It cannot be overlooked that except for a minimum number of consistently Viable Variables, winning and in-the-money factors constantly change from meet to meet, sometimes daily or even from race to race.

Personally, my own convictions are reinforced every time I hear 'horseplayers' knocking this or that or when I read some ludicrous statements made by 'experts'. My son, Shane, is equally immune to the flood of BS being circulated daily. However, we were both raised to be iconoclasts: To doubt and confirm for ourselves *any* concept embraced by *any* majority. Most of you were probably raised to believe in and trust authority and in that great American myth that the Majority is *always right*.

If that is true, and since the vast majority of handicappers *lose*, then *losing* must be right!

As if there already isn't enough *negativity* polluting the air at racetracks and off-site wagering spots... just pick up a copy of the February *Horseplayer Magazine* and read what Andy Beyer has to say about North American racing. A few years ago he sought to "kill" the races in Australia and came home empty. His newest quest is to "kill" Hong Kong (something our client Adrian Nepomuceno has already done).

**...Playing the horses in America is becoming more and more difficult. Lotteries and casinos have lured away the unsophisticated bettors and hunch players on whose money good handicappers used to fatten themselves.**

**...I traveled to the other side of the world in search of an answer to that question, and the bettors I met assured me that, indeed, I had come to the right place. Hong Kong, they said, is the land of opportunity.**

Then there's Bob Beinish, Len (The Sheets) Ragozin's right hand man who flatly states:

**...At a time when figures are everywhere, and the Beyer ratings, which are light-years ahead of the old *Racing Form* speed rating, are available for three dollars a day...**

This despite the wealth of data provided by SportStat, our own research, and that of others who do not feel it necessary for their survival to seek Andy Beyer's approval.

Finally another warning about using spread sheets to compile too much handicapping readout data that may well be obsolete before the research is concluded. Here is an expert commentary. My own feelings on the matter have been often stated and appears in this issue.

**INNOVATION / MICHAEL SCHRAGE**

## Spreadsheets Paper Over Real Problems

**T**he most dangerous, hideously mis-used and thought-annihilating piece of technology invented in the past 15 years has got to be the electronic spreadsheet. Every day, millions of managers boot up their Lotus 1-2-3s and Microsoft Excels, twiddle a few numbers and diligently sucker themselves into thinking that they're forecasting the future.

In truth, number-crunching with spreadsheets is like computationally pumping iron: You bulk up on data but do virtually nothing for your conceptual quickness or flexibility. It's an intellectual exercise that stretches the fingers more than the mind. But managers are just infatuated with those matrices of laser-printed numbers just the same. There's something comforting about them.

"Companies are more comfortable in the formal sense with simple quantification because it reduces the apparent complexity

of the problem," observes Peter Schwartz, president of Global Business Network, an Emeryville, Calif.-based think tank and consulting firm. "I use the word 'apparent' deliberately. . . . Most managers believe that if they get the right spreadsheet, the right formula, the right methodology, all that complexity will disappear."

Of course, it won't. Businesses can deny that the complexity exists or that it matters, but as Schwartz notes, "by the act of denial, they're increasing the risk and turning themselves into gamblers, not businessmen. Because real businessmen understand risk."

You can't understand risk—let alone manage or reduce it—by cramming it into a spreadsheet or the quantitative "flavor of the month." You need techniques that let you creatively explore risk and vivisect it.

article from the Riverside Press/Enterprise



Howard G. Sartin, Ph.D



# The Psychology of Winning

## OVERCOMING WITH SELF-TALK ~ A GUIDE TO REPROGRAMMING

I have frequently been asked to produce audio tapes designed to convey the principles of the Psychology of Winning. There are many dozens of such tapes on the market both audible and subliminal. Most of them are worthless for our needs and subliminal tapes are, in my opinion, the least helpful of all. When it comes to audio, what you *do hear* is a lot more important than what you *don't* hear.

The most effective self-help audio aid is *self-talk*., providing the proper message is conveyed. Granted there are tapes made by doctors, professors and highly intelligent pundits and gurus who can convey their "teaching" messages about specific subjects quite well. Still, the best way to overcome the barriers that prevent you from optimally capitalizing on the tools provided through *this* Methodology is **self-talk** or **self reprogramming**.

When I receive calls, letters or have personal consultation about me making an audio tape I proceed to tell the inquirers how to make their own audio tape that will prove superior to any that I can make - the first requisite is: Get a tape recorder and some audio tape (20 - 30 minutes of self-talk is ideal). For maximum listening results, a Walkman type with ear-phones is best because you can listen while lying in bed as you approach sleep.

NOW, as for what to say when you talk to yourself:

First and very important—start by bawling yourself out. Do this for the first two minutes of the tape, **BUT FOR NO LONGER THAN TWO MINUTES!** Revile yourself for making any stupid kind of mistake you make in your handicapping in relationship to your wagering. It is vital that you use the kind of language that you actually use in real life. Call yourself the worst names you can come up with in *your* kind of words. If you are used to using profanity, no matter how heavy, use those words on yourself. This is why I shouldn't make the tape for you - I don't know what kind of language might offend or truly affect you. It must be the "baddest" you can use.

Always precede EVERY SENTENCE with your first name or, if you have a nickname that is more familiar to you, use it. If, for instance, your name is Bill, you'd start by saying, "Bill, you stupid S.O.B." (or whatever words you use that are as bad or worse). You loused up again, didn't you? Bill, you \_\_\_\_\_" (cite some of your more idiotic mistakes). Don't forget to start each phrase with your first name. That is very important.

Next comes Step Two: After *no more than two minutes* of self-degradation, you begin to cite the times when you had success. Even if they were few in number, focus on them and self-talk about them until you start feeling a little better about yourself. NOT smug, just a *little* better. But PLEASE, don't fail to start each sentence by using your first name. This session should last about 8 minutes. So now we're roughly ten minutes into the tape.

Step Three: Still remembering to always address yourself by first name, start listing what you promise to do henceforth. Make these the things you are now *failing* to do. The first of these should be to tell yourself NOT to be affected by the ambiance of the track. NOT to listen to tips, touts or the opinions of others. It is probably too much to ask that you avoid friends and associates at the track until you have *attained the confidence level you are seeking*. However, any way you want to cut it, this is a necessary step in the beginning.

After you gain full confidence, you'll never be bothered by any kind of an audience. In fact, you'll begin to enjoy the company of race track morons because you'll be thinking to yourself, "there but for the grace of (whoever) go I."

Don't fill step 3 with a lot of amorphous images. In your self-talk, beginning with the use of your first name (I have to keep stressing that), spell out the *specific things you want to accomplish* using words that are indigenous to your own personality and vocabulary.

That's the essence of what your tape should contain. Now I'll give you a few general reprogramming tips that you should re-phrase into your lexicon for your personal benefit:

1) Before you record your audio tape, make your own worksheet listing the things you are determined to accomplish. Give the making of this worksheet a lot of thought. Make your intended goals REAL and reasonable, not amorphous wish fulfillments.

2) Locate the aspects of your behavior that are responsible for your *maintaining* of your present mental/emotional barriers. Prejudices, belief in handicapping myths, stubborn resistance, whatever. Make use of these, especially in the first *two minutes* of your self-talk tape. But continue referring to them in a *positive way* throughout.

3) Locate your *sensory perceptions* when you handicap and wager. Write down what you *see, hear, smell,* and above all, *feel* as you go through each process. Note those senses and feelings when you fail and when you succeed. Focus on maintaining those experienced when you *win!* Make them a part of your audio tape.

4) Always think FUTURE but do not fail to remember past experience. Concentrate briefly on what you may have done incorrectly in the past and self-talk yourself into NEVER making a similar mistake in the future.

5) Ask yourself "What are my anticipations?" If they are negative and contrary to your goal, reassert your goal. Is it truly WINNING? For some clients I know their true goal is to LOSE so they'll have something to blame. *If that is your goal: placing blame on some outside force,* then you must change your true goal or accept the fact that you really don't want to succeed. This

phenomenon is far more common than most people are willing to believe. To check yourself on the matter, self-LISTEN to yourself whenever you *whine* instead of *win*.

6) Ask yourself "What can I do to STOP whining, blaming, et al." Only *you* can come up with an answer. When you do, make it a prime point on your audio.

7) NOW examine your *beliefs* system. What things do you believe that are standing between you and your goal of winning. Do you have fixed beliefs in certain old-time horseplayer myths? Do you cling to them despite all you read in the Follow Up? If their value is negative you must relinquish them or relegate yourself to being just another "horseplayer". YOUR belief system is the strongest quality in life. Have you ever heard Bradshaw, Brohamer, Shane, myself, or any other *consistent winner* alter his/her beliefs just because of a few losses? Always remember, "That which we BELIEVE in most will come to pass; even as that which we FEAR the most shall surely befall us." (I got that from the Bible.)

8) Finally, (for this session) are there *external forces* that are keeping you from reaching your goal? Illness, family problems, etc. But most often *other people's opinions*. When you go to the track or off-site wagering center do you join groups of losers? Most non-winners do. They claim it's just a coincidence, but it's really the magnetism of similar psyches. Winners are there but they're harder to find because they tend to be loners or sufficiently intimidating to make you avoid talking to them.

In my own experience and those of Bradshaw, Brohamer, Shane, Ginny Butler, and a number of others, we are almost NEVER accosted by losers. The vast majority of those who approach us do so to tell of their *positive* results. If you're hanging out with a negative crowd then force yourself to avoid them. If your true goal is to win, first ask, then self-talk yourself into a positive attitude. If your true self-talk is to make excuses, blame outside sources and influences, then no amount of positive reinforcement will help. You have chosen the negative path. Learn to live with it and just make two dollar fun bets.

God did not decree that all mankind should be winning handicappers in order to enter the kingdom of heaven or enjoy heaven on earth. I'm sure that *everyone* could be cured of losing if they went into protracted or terminal Win Therapy. But why? If you're a consistent non-winner and have been following our semi-rule oriented guidelines and not using the Methodology as part of smorgasbord containing dishes from outside sources, then you *want* to be a non-winner. NOT purposefully but deep down inside where the real you lives.

There is, however, one last-resort means that can be most helpful when properly applied. That is hypnosis. I have a long-time associate now living in the San Diego area who is both an insightful Methodologist and a California State Board Certified Hypnotherapist. We are currently considering making self-hypnosis tapes.

NOTE: Self-Talk Therapy in which you castigate yourself for the first two minutes is designed for HANDICAPPERS ONLY. *Not* for therapy in general. The reason for this is that persons engaged in a stochastic endeavor tend to be recitative: they keep making the same mistakes over and over again. Yet they tend never to *take responsibility* - it is always the fault of some outside force. This has been a known fact for generations. It is the *woulda', coulda', shoulda'* syndrome. It can only be conquered when the individual takes full responsibility for his/her actions. Foisting the blame to another agent is so common that self-depreciation is essential to your tape.

Psychotherapy for any other condition should NOT contain any reprimands. In fact, after you are truly ready to accept responsibility, the first two minutes of your tape can be erased.



**JOE DEACY**  
The Big Apple's #1 Handicapper  
will be a featured speaker  
at New Jersey Seminar  
**July 29 & 30, 1995**  
see back page for details!



**GLEN CONNOLLY**  
East Coast's "most helpful teacher"  
is a speaker at New Jersey Seminar  
**July 29 & 30, 1995**  
see back page for details!





# VOX POPULI

## THE CLIENTS SPEAK

Dear Sir,

...I would like to say that the Quad Rater is an excellent program. Two weeks ago I handicapped a nine-race card using the Quad Rater and I got all nine winners. Although I did not bet every race, I still bet 6 winners, 5 Exactas, 2 Triples, and 1 Trifecta. It was one of the best days I've ever had. Since then I also had a lot of long shot winners. Thank you for giving us the Quad Rater.  
WTK, Washington

Doc,

What can I say? I have been using AODDS with Synergetic Match Up II and have gotten astonishing results. On April 29, I had 8 out of 9 playable races. It included a \$791.00 Pick-3. I also had 7 of 10 races at Hollywood on 4/29. You have convinced me that winning at the races is definitely possible. I am not even using Thoromation yet. Jim Bradshaw told me you'll be visiting the Meadowlands in August and I look forward to meeting you both.  
Thank You,  
N.L., New Jersey

Dear Folks,

Enclosed please find a check for a second copy of Quadrater. Since you replaced my original Quadrater (it had a strange glitch) the results have been unbelievable, to say the least. The winners come in like clockwork at all different prices. Last Friday was the capper. The top choice paid \$44.00 to win (9th at Aqueduct). The next two choices ran in the money also. The Exacta paid \$707.00 and the Triplay\* paid \$3,550.00. The previous run was won by the top choice also. The daily double paid \$249.00. I want to make sure I am never without Quadrater again. I'm going to place the copy I'm ordering in my safe deposit box in case anything should ever happen to the one I'm now using. I want to thank your group for the great software you are producing. I have never had this type of consistent success at horse racing in my life.

Sincerely  
A.M., New York

\*Trifecta in the West

...If there is anything I can do for you here in the LA Downs area, please let me know. ...and for Pete's sake tell Doc to quit bringing himself down to the level of those system hawksters. They know who they are and they are just jealous of his success. He's the doctor, they're the sickos.  
T.G., Louisiana  
DOC'S COMMENT:  
I'm not bringing myself down, just practicing humility. And...I need a lot of practice.

Dear Sirs,

Please find enclosed my cheque for the Factor Evaluator. I can see the benefit of using the computer rather than my handwritten facsimiles that are less than legible.

The Quad-Rater program that I have recently received has shown itself to be better than I imagined. In conjunction with Thoromation I have picked more long priced winners and exactors than I could have reasonably expected. Thanks for benefits of your time and research.

C.H.G., Ontario, Canada



Dear Doc:

First of all, my subscription fee for renewal of the Follow Up is enclosed. It is the BEST - so keep up the excellent articles. The Journal is something I always look forward to and count the days until the next one arrives.

Want to forward my personal thanks re the March workshop in Vegas. I got a lot out of it and most of all seeing and talking to you was great...

I am proud to report my results for April were/are the best EVER. My win percentage is a strong 75%, my mutual is too high for reporting, and my net profit was over \$1400.00 - how's that for a small better who is beginning to learn how to properly invest in the exotics. I must quickly add this example is NOT consistent with my normal results - it was an unusual day by far - but not unrealistic in terms of potential one may expect given the right set of circumstances. My mind set is now in the area of recognition - this is a direct result of your continued research and development of ideas in this area of long shot detection and associated programs for prediction.

While my ego is on a high and I'm on top of the world, I must admit the cause and effect relationship. All I'm doing is following your prescription. So from the bottom of my heart a simple, but emotional thank you.

Respectfully,  
D.F., Washington

Dear Mary,

Here is a little packet I put together for you about "Wound Healing". I am sure that you will find it interesting, and I hope that some of it will be helpful to your father.

Give my regards to your mother and all of her doggies, and give my *thanks to your father for all of his awesome programs, and thanks also to Shane for steering me in the right direction on the telephone a few weeks ago.*

And last, but not least, love to you Mary, and all of the other hard workers down there in Beaumont.

Best,

J.B., California

DOC'S COMMENT: Spent 6 days of April in the hospital. My thanks to a client who realizes that the clinician doth not necessarily heal thyself.

Hi Everybody,

Please send me the following:  
Renewal-Follow Up  
Update Quad-Rater  
Factor Evaluator

I'll return the original Quad disk as soon as I get the new one (otherwise I'll be without & that gives me the chills).

Sincerely,  
C.B., Nevada

Dear Doc,

My problems are behind me, & I feel I am starting life anew. With all the tools you have passed on to me my confidence level & spirits are very high.

Again, I want to thank you for all you have done for me & Handicapping in general. I hope this note finds you back in good health!!!

Best Regards,  
T.M. Nevada

Dear Doctor Sartin:

I would like to say how proud I am to be a member of your winning Methodology in life. I am constantly amazed at the number of clients who do not understand the Methodology and the vehicle you have chosen to achieve a winning attitude. I guess it does not matter if they do not understand, I know I do and I am very grateful to you and your Methodology.

...Once again Dr. Sartin thank you for your Methodology and I hope I will be able to meet you when and if you come to B.C. in July or August. Thank you very much.

Sincerely,  
F.P., Canada

Dear Doc,

Thank you for your time recently on the phone. You sound hale and hearty as usual and your advice was greatly helpful, also as usual. Someone once told me, "If there's no golf in Heaven, I don't want to go!" I sometimes paraphrase my friend and say, "If there's no thoroughbred racing in Heaven, I don't want to go!" In your case, I think you'd say: "If there were no plagiarists, copyists, and mainstream authors in Heaven, I don't want to go!" You'll probably therefore live forever, Doc! God won't let them in and you'd find it dull without them.

A.N., Canada



Dear Doc,

Hope this finds you and everyone at Beaumont fine, having just finished with issue #50 of the Follow Up I resent all the crying of the on-line wimps who think you are hawking software.

I play horses professional for a full time income, and look at the Follow Up as a professional trade journal, to keep advised of new programs, books, manuals, or anything else that will improve my business.

I have been part of the Methodology since 1982, and a subscriber to the Follow Up since issue #1, I have never been hawked, pressured, conned, or forced to buy anything from you, and would rather get information and pricing of new products thru the Follow Up, that's what it's for.

As a subscriber to 5 different computer magazines, I don't buy the hundreds of new products advertised and reviewed each month, but like to keep up with what's out there, and the same applies with racing.

If racing is your business, you better keep up with the latest developments, and there is nothing better than the Follow Up.

Doc has never sent a hit man from Beaumont to my house to force me into buying anything, spend less time bitching, and more time with the Follow Up, your printouts and the Racing Form.

Best Regards,  
S.W., New York

Dear Dr. Sartin,

Many, many thanks for the Chaos/Entropy manual. Like each of the manuals and Follow Ups I've received, it will soon be crumpled and dog-eared – a very good sign in my business.

I've become increasing aware of the value of both the Follow Up and the manuals. At first they were a bit daunting, but as I've become more familiar with the program, I've read each again and again, and each time the amount of information and insight I take away is enormous. They have been critical to my success. I gather from your occasional venting of frustration that not all your clients use these resources as much as they should. I can certainly see why you'd be frustrated. The literature, in its very unique way, provides all the nuggets of information to get to that elusive level called success.

Thanks so much once again.  
My best regards,  
B.C., New York

Hi Doc, Shane and Staff,

Thank you for all of the good work that you have done for your clients in your follow ups and your continued research to help us to improve our skills.

Please send me the Factor Evaluator Program.

Hope that you have a local class soon (in Beaumont).

Thanks,  
J.J. California  
P.S. Hol. Park started with a bang for me.

Dear Doc:

...Loved Thunder Gulch in the Derby for weeks before the big day, touting him to everyone I knew – then I jumped off of him when they announced the post positions. Oh, well. It was nice getting the thank you calls from all the friends I told to bet him. I love this game.

Quad-Rater continues to perform for me. Thrilled with it. Hope everyone is well. Look forward to seeing you again in the hopefully not-too-distant future. Take care.  
P.T., California

Dear Dr. Sartin & Staff,

Thanks for the Follow Up renewal notice. I wouldn't want such a valuable tool to my handicapping arsenal to run out. Keep up the good work.  
Sincerely,  
F.C., New York



# Q & A

## with the Doc

We begin with the gist of a letter from an Iowa Client who lives near Prairie Meadows. It was worded more as a commentary but it strongly suggests that winning at "lower class" tracks that face the competition of nearby casino-type gambling is not as rewarding as the "Big" tracks. In most cases the *opposite* is true.

He says that purses have been raised this year from last year's 1.6 million to 2.6 million but, at the nearby slot machines the casino dishes out 3 times that much forcing the track to reduce their announced purses of 4.12 million to the 2.6 million previously quoted. His conclusion is that this marks the beginning of a real purse structure downslide.

This may well be true. Yet Prairie Meadows was supposedly doomed about two years ago but has stayed alive through off-site wagering from other tracks. A similar prediction was made for Turf Paradise in Phoenix and Can-

terbury Downs outside Minneapolis. Canterbury closed for a while but has been resurrected through off-site wagering. Turf Paradise was likewise revitalized under Arizona's adoption of the "Oregon law". Bowling alleys, bars, restaurants, Ma & Pa stores et al, are licensed off-track betting parlors. So folks can wager on Turf Paradise races and an occasional assortment of races from other tracks in a great number of odd places in small towns around the state.

The Houston, Texas track was similarly plagued when they had to lower purses the second week of their opening meet. This both amazed and disturbed me. The idea of Texans whose enthusiasm for horse racing once made them travel hundreds of miles to Louisiana Downs, Oaklawn and Remington Park, eschewing their *own* tracks, seems inconceivable.

Perhaps the thought of a "lower" class track



with diminishing purses, plus some seedy politics turned them off. Maybe that's the problem in Iowa as well. However, while it may be true that lower class animals are not as consistent as the ones at the "Big Time" tracks, our experience has been that mastery of these second rate ovals will render more profit and higher paying mutuels.

While I realize that both Brohamer and Bradshaw prefer wagering on the "better class" animals, many of the larger payoffs sent to me by clients - actual photocopies of tickets - come from Yakima, Penn National, West Virginia, Ohio and British Columbia. I can also remember some nice payoffs at Blue Ribbon Downs in Oklahoma before Remington opened.

By just looking I could never tell any difference between a \$5,000 claimer and Secretariat. I'm no judge of horseflesh so I *prefer* the alleged "lesser" tracks. The fans are less sophisticated, at least about handicapping, and therefore make some strange wagers. Generally this makes the real contenders pay better prices.

Southern California, New York, Maryland and the West and East coast in general, and to some degree Chicago, are home to a *lot* of sophisticated handicappers and professional Tout Services who will, collectively, often impact the win mutuels of those kinds of horses we find "easy" to get. Yet our advanced programs, following exactly the guide-

lines outlined, used in conjunction with AODDS and a facility for off-site wagering, continues to produce long shots from *all* tracks. Jimmy and I get reports to this effect *daily*.

However, there are *still* those who refuse to bet horses that go off at double digit odds because they feel they must have done something "wrong" when their readouts point to these higher payoffs. Wrong attitude: the decline of the breeding industry has made for a "level playing field". Where so-called "Class" used to mean something, at least far *more* than it does today, its predictive power has been sadly diminished.

Recently we made it possible to be "On Line" with Shane in order to ease "The Hat's" burden of having to mix handicapping problems with some computer technology problems using AODDS. As a result he's been getting calls from those wagering at Aqueduct, Penn National and Hialeah. So he merely downloaded *those* tracks through his AODDS, ran them through Quad and Thoro-mation (or Synergetic Match-Up) and was bewildered that the calling clients did not seem to share his success at those tracks. Here are a few of those races and their readouts. The number under L is the line he used.

Notice that in all Follow Up races we use the pace line with the best SP (+V if called for last 3 races.

HIA 04-18-1995 RACE 1 DIST 7 SURF D PURSE \$9,000  
CHAOS FORMULA POWER AND LONGSHOT RATINGS COMPOSITE

#	NAME	L	POR	R	POH-R	R	LS/P	R	W/W
1	LOTSA	3	141.03	5	132.79	5	106.83	3	
2	GLITT	1	144.51	2	134.71	3	106.93	2	
3	LOVEL	2	147.78	1	136.82	1	105.04	4	
4	SLALO	2	143.77	4	133.95	4	104.67	5	
5	VAUNT	1	143.87	3	135.31	2	107.81	1	

R=Rank W/W=Wire to Wire LS/P=Long Shot Potential \*=Hidden

HIA 04-18-1995 RACE 1 DIST 7 SURF D PURSE \$9,000  
CHAOS FORMULA AND LONGSHOT RATINGS

CHAOS Formula Rating

	94%	95%	96%	97%	98%	99%	100%
LOVEL2	136.82	-----+	-----+	-----+	-----+	-----+	-----+
VAUNT1	135.31	-----+	-----+	-----+	-----+	-----+	-----+
GLITT1	134.71	-----+	-----+	-----+	-----+	-----+	-----+
SLALO2	133.95	-----+	-----+	-----+	-----+	-----+	-----+
LOTSA3	132.79	-----+	-----+	-----+	-----+	-----+	-----+

Long Shot Potential Rating

	94%	95%	96%	97%	98%	99%	100%
VAUNT1	107.81	-----+	-----+	-----+	-----+	-----+	-----+
GLITT1	106.93	-----+	-----+	-----+	-----+	-----+	-----+
LOTSA3	106.83	-----+	-----+	-----+	-----+	-----+	-----+
LOVEL2	105.04	-----+	-----+	-----+	-----+	-----+	-----+
SLALO2	104.67	-----+	-----+	-----+	-----+	-----+	-----+

HIA 04-18-1995 RACE 1 DIST 7 SURF D PURSE \$9,000  
Q U A D - R A T E R MATCH UP AUTO

EP	R	DREAM RACE	FINISH	R			
		LOTSA	-1.21	3	-2.73	5	
		GLITT	-1.03	2	-1.61	4	sh
		LOVEL	0.00	1	-1.26	3	
		SLALO	-1.97	4	-0.01	2	w
		VAUNT	-2.17	5	-0.00	1	p

HIA 04-18-1995 RACE 1 DIST 7 SURF D PURSE \$9,000  
Q U A D - R A T E R MATCH UP AUTO-S

EP	R	DREAM RACE	FINISH	R			
		LOTSA	-0.25	2	-3.47	4	
		GLITT	-0.54	3	-3.18	3	sh
		LOVEL	0.00	1	-3.72	5	
		SLALO	-0.67	4	0.00	1	w
		VAUNT	-1.58	5	-1.31	2	pl

**OFFICIAL CHARTS**  
 Copyright © 1995  
 Daily Racing Form, Inc.

# Hialeah

Tuesday, April 18, 1995

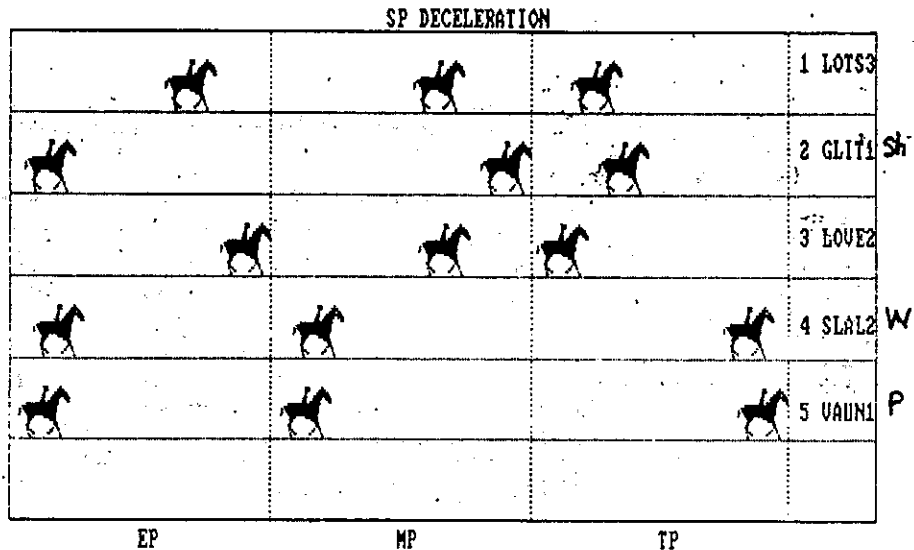
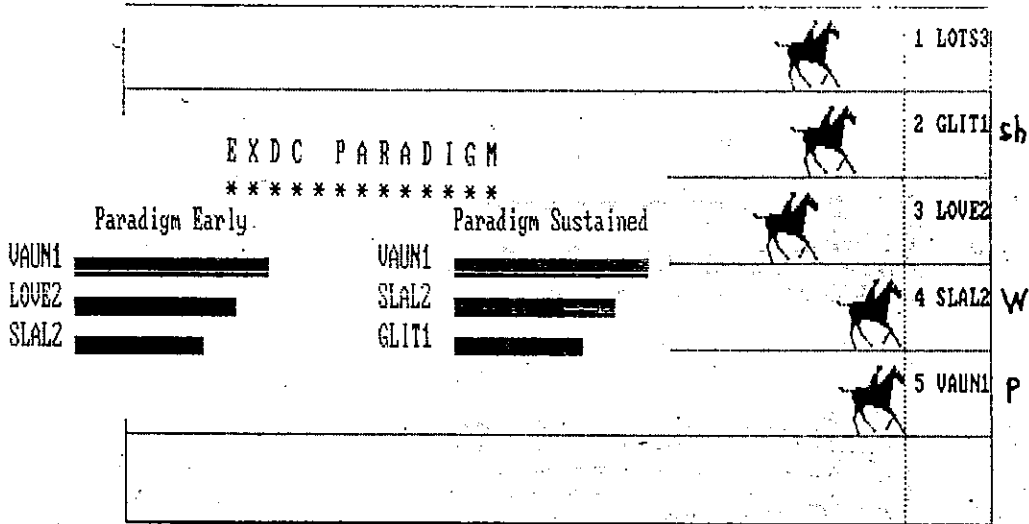
**FIRST RACE** 7 FURLONGS. (1203) CLAIMING. Purse \$9,000. (Plus \$900 FOA). Fillies, 3-year-olds. Weight, 122 lbs. Non-winners of two races since February 18, allowed 3 lbs. A race since then, 6 lbs. Claiming price \$25,000; for each \$2,500 to \$20,000, allowed 2 lbs. (Races where entered for \$12,500 or less not considered.) (Day 31 of a 60 Day Meet. Clear. 82.)

**Hialeah Park**  
 APRIL 18, 1995  
 Value of Race: \$9,900 Winner \$6,300; second \$1,800; third \$1,170; fourth \$450; fifth \$90; sixth \$90. Mutuel Pool \$33,013.00 Perfecta Pool \$31,195.00 Quinella Pool \$4,812.00 Trifecta Pool \$18,800.00

Last Raced	Horse	M/Eq	A.Wt	PP	St	¼	½	Str	Fin	Jockey	Cl'g Pr	Odds \$1
22Nov94 3Med1	Slalom Glade	b	3 115	5	2	5½	4½	2½	1½	Turner T G	25000	11.90
7Apr95 2Hia1	Vaunted Vamp	L	3 118	6	1	31	2nd	1½	2½	Toribio A R	25000	5.30
8Apr95 11Hia2	Glitterette	Lb	3 115	2	4	11½	11	31½	32½	Castillo H Jr	25000	2.80
10Mar95 4GP6	Lovely Gamble	L	3 115	3	3	2½	31½	45	45	Rodriguez P A	25000	0.70
28Mar95 5Hia3	Halk's Speedster	Lf	3 105	4	5	6	6	6	5½	Leon C F7	20000	10.80
10Mar95 4GP9	Lotsa Pasta	L	3 115	1	6	4hd	57	53	6	Madrid S O	25000	5.80

OFF AT 1:00 Start Good. Won driving. Time: :23<sup>2</sup>, :46<sup>1</sup>, 1:12<sup>1</sup>, 1:26<sup>1</sup> Track fast.

**\$2 Mutuel Prices:**  
 5-SLALOM GLADE ..... 25.80 11.60 3.40  
 6-VAUNTED VAMP ..... 5.40 3.40  
 2-GLITTERETTE ..... 3.40  
**\$2 PERFECTA 5 & 6 PAID \$78.20 \$2 QUINELLA 5 & 6 PAID \$36.20 \$2 TRIFECTA 5-6-2 PAID \$410.00**



EP

MP

TP

AQU 04-28-1995 RACE 3 DIST 8 SURF D PURSE \$30,000  
CHAOS FORMULA AND LONGSHOT RATINGS

CHAOS Formula Rating

	94%	95%	96%	97%	98%	99%	100%
IS IT1	129.60	-----+	-----+	-----+	-----+	-----+	-----+
BACK 3	129.21	-----+	-----+	-----+	-----+	-----+	-----+
DONTS3	127.30	-----+	-----+	-----+	-----+	-----+	-----+
DANCI1	127.14	-----+	-----+	-----+	-----+	-----+	-----+

Long Shot Potential Rating

	94%	95%	96%	97%	98%	99%	100%
DANCI1	107.03	-----+	-----+	-----+	-----+	-----+	-----+
DONTS3	106.82	-----+	-----+	-----+	-----+	-----+	-----+
IS IT1	104.86	-----+	-----+	-----+	-----+	-----+	-----+
BACK 3	99.80	-----+	-----+	-----+	-----+	-----+	-----+

AQU 04-28-1995 RACE 3 DIST 8 SURF D PURSE \$30,000  
CHAOS FORMULA POWER AND LONGSHOT RATINGS COMPOSITE

	#	NAME	L	POR	R	POH-R	R	LS/P	R	W/W
	1	DANCI	1	130.03-	4	127.14-	4	107.03-	1	
DV	24	-2	BACK	3	134.30-	2 PL	129.21-	2	99.80-	4
	3	IS IT	1	138.65-	1W	129.60-	1W	104.86-	3	
	4	DONTS	3	131.15-	3	127.30-	3	106.82-	2	

R=Rank W/W=Wire to Wire LS/P=Long Shot Potential \*=Hidden  
AQU 04-28-1995 RACE 3 DIST 8 SURF D PURSE \$30,000  
Q U A D - R A T E R MATCH UP AUTO

EP	R	DREAM RACE	FINISH R
DANCI	-0.70-3	-----	-2.89-3
BACK	0.00-1	-----	-2.06-2 PL
IS IT	-1.26-4	-----	0.00-1 W
DONTS	-0.24-2	-----	-3.11-4

AQU 04-28-1995 RACE 3 DIST 8 SURF D PURSE \$30,000  
Q U A D - R A T E R MATCH UP AUTO-S

EP	R	DREAM RACE	FINISH R
DANCI	-0.39-3	-----	-1.37-2
BACK	-0.21-2	-----	-1.54-3 PL
IS IT	-1.76-4	-----	-0.00-1 W
DONTS	0.00-1	-----	-1.76-4

THIRD RACE 1 MILE. (1:32) CLAIMING. Purse \$30,000. 3-year-olds. Weight, 122 lbs. Non-winners of two races since March 30, allowed 3 lbs. Of a race since April 7, 6 lbs. Claiming price \$65,000, for each \$5,000 to \$35,000, allowed 2 lbs. (Races where entered to be claimed for \$50,000 or less not considered.)  
Aqueduct  
APRIL 28, 1995

Value of Race: \$30,000 Winner \$18,000; second \$6,000; third \$3,300; fourth \$1,900; fifth \$900. Mutual Pool \$180,535.00 Exacta Pool \$345,548.00

Last Raced	Horse	M/Eq	A.Wt	PP	St	1/4	1/2	3/4	Str	Fin	Jockey	C/g	Pr	Odds \$1
10Mar95 8GP7	Is It Possible	bf	3	112	5	3	3 1/4	3 1/2	32	1 1/2	1 1/2	Krone J A	55000	9.70
21Apr95 9Aqu5	Back Ring Al	b	3	112	3	5	4th	4 1/2	4 1/2	3rd	24	Davis R G	55000	8.40
6Apr95 7Aqu1	Gold Toes		3	114	4	1	1 1/2	1 1/2	21	21	32	Chavez J F	60000	4.60
23Mar95 7Aqu1	Dancing Gator		3	111	1	6	5 1/2	5 1/2	52	54	42 1/2	Perez R B5	65000	1.60
13Apr95 6Aqu1	Whirling Blade	b	3	117	2	4	2 1/2	2 1/2	1hd	42	5 1/2	Migliore R	60000	3.30
12Apr95 9Aqu3	Dontstopthejukebox	b	3	114	6	2	6	6	6	6	6	Rydowski S R	60000	3.60

OFF AT 1:54 Start Good. Won ridden out. Time, :24, :47, 1:12, 1:37 Track fast.

\$2 Mutuel Prices:

5-IS IT POSSIBLE	21.40	11.00	5.50
3-BACK RING AL		8.50	6.50
4-GOLD TOES			3.90

\$2 EXACTA 5-3 PAID \$139.50

# FACTOR EVALUATION

## *Part 2 of A Research Project by Lou Kjos*

Here is the second installment of Lou Kjos' ongoing research into the Positive Factors gleaned from his research of southern and northern California tracks. Again he explains the specific guidelines he uses *without deviation*. What he does may not necessarily be the best way to handicap; we won't know that for some time. BUT, it IS the way to do RESEARCH. First his guidelines--



March 28, 1995

Dear Doc:

Here is a report of sorts on different aspects I have been working on.

Factor Analysis continues to be an excellent means of selecting winners. I have found that for me, using Entropy to narrow the field from 6 to 4 has been best, and then using Negative Analysis to eliminate the single bad horse of the 4, then using Positive Analysis to pick the best 2 of the final 3. This is very strong.

The element that I have been dealing with, which has been frustrating, but necessary I guess has been in dealing with "variable" situations that arise from time to time in the makeup of a given race. It has made the difference from being very profitable, to just being mediocre in overall ROI.

The variable situations which I have been dealing with, and have progressively been making decisions on how to handle include such areas as:

1. Wet Fast Lines
2. When to use BM or GG lines, and when not to use them.
3. When a layoff is just too long
4. When looking at pacelines, just how far back (date-wise) do you let yourself go.
5. Requiring a horse that has come back from a layoff, to have shown in his 1st race back that he indeed is still the same horse, or has shown competitive.
6. When you have too many young horses in a field, who really are still developing, that cause all of your analysis to mean nothing when you realize you really don't have enough data to evaluate the horse.
7. Asking myself about every horse; "Do I feel I have enough information to accurately evaluate this horse.?"
8. Sprinters stretching out.  
etc etc.

Anyway, these are some of the issues I have been dealing with. No matter how concrete a process may be, I find there are always variable coming up. Sometimes not very often, then all of a sudden, a whole rash of them.

Aside from the Factor Aspect, just studying myself, and knowing myself, and my responses and drives, has helped me to disassociate with the whole emotional process and stay objective.

report update from

***LOU KJOS***

Because of my time this past 6 weeks, I have been very limited to what extent I could pursue my handicapping analysis and research. However, I have been able to discover some highlights that have been a help.

### **1. Sprinters Stretching Out**

Always a difficult task to determine, however, what I have been using in the past which has been for the most part predictive enough, was rating my contenders in Entropy, both sprinter (s) and routers, without projecting any to distance. Then allowing the sprinter to stay in if he was in the top 3 of the sort/dcv screen total. If not he was out. Then, I would use Exdc (multiplier function) to project sprinter to distance and then run the programs.

I started checking Quad and using Quad to project sprints to distance, and found that Quad substantially hurt the sprinters. The projected sprint line given in Quad appeared very realistic as far as I was concerned, in comparison to the inordinately fast line usually given in Exdc, however, in the long run, I was not getting the winner in the top 2 using the more realistic and slower line given by Quad. So, I am staying with my initial process in evaluating sprinters stretching out.

### **2. Factor Analysis at other tracks**

I have had time to continue handicapping BayMeadows/Golden Gate and have found the factors stay somewhat consistent with those at the SoCal circuit, however, I was hurt somewhat by the dismal weather in Northern California, which did take a toll on the ability for Factor Analysis to select the winner. So, my recommendation when playing off tracks, is you need enough data in that type of track condition to really know what factors are predictive, otherwise stay away from it and wait for the track to get back to normal. Hard lesson.

### 3. Paceline Selection

The paceline selection method has continued to be solid, however, as is always the case with handicapping, one is always faced with variable factors where the "book" hasn't been written yet. eg: *Turf horses going into Dirt Routes that really haven't shown any ability to compete on the dirt; using Wet Fast pacelines where you really don't have any other line to use, Long layoffs where the pace line you end up using may not be indicative of the animals ability at this time.* And the list goes on. So, no matter how much one may "wire" a system for consistent analysis, there seems to always be exceptions that require perhaps that bit of "intuitive insight" that separates those which are able to indeed make a consistent profit. Although perhaps if one is able to address every type of situation that may arise, one may be able to establish definite parameters for every given situation.....

I have enclosed a copy of the form I am currently using to evaluate the races, as well as a single print out from February where I had the time to enter the data in Excel.

As I mentioned before, the races I have only been playing are those where the odds permit a reasonable return for investment.

Now on the other side of the coin, I have found that it is one thing to determine just what your parameters are, but it is entirely another to follow thru and stay to those parameters when you wager money. It is all very "subtle", and what is interesting I found myself gradually modifying my process as the money I wagered grew larger, because I became more "subjective" and found that I was looking "twice" at the horses, rather than just handicapping and letting the dice roll. I was down the road by 3 weeks + before I caught myself and realized how much I had begun to veer from my original precepts. I thus made an about face, and got myself back on track. But what an education it was, because you can change just a little, and yet weeks later, find yourself missing it by a mile.

So, aside from establishing predictive factors, I have found that you must **KNOW YOURSELF**, coupled with a desire to know the truth, if you plan to be successful in this pursuit.

To quote a passage from the Gospel of Thomas (from the recent scrolls found at the Dead Sea):

***"But the Kingdom is within you and it is without you. If you know yourselves, then you will be known and you will know that you are the sons of the Living Father. But if you do not know yourselves, then you are in poverty and you are poverty.***

**Sprinters Stretching Out Analysis  
SANTA ANITA ONLY**

Race/Date	Top3 Entr.	Result	A Pick	Notes
122609	yes	No	Yes	Still retain the winner
122807	yes	9.60	Yes	
011305	yes	6.80	Yes	
012503	yes	8.00	Yes	
012604	yes	No	Yes	Tosses out winner, which was a 2t
012606	no	No		
012809	no	No		
012909	no	No		
012902	1-no	No		
	1-yes	No	Yes	Still retain the winner
012903	yes	No	No	
020501	2-no	No		
020901	yes	9.20	Yes	
021103	yes-3t	No	Yes	Still retain the winner
021503	yes	3.80	Yes	
021505	yes	10.80	Yes	
021608	yes	No	Yes	Still retain the winner
021703	no	No		
021708	no	No		
022205	no	No		
022303	yes	2.60	Yes	
022309	yes	No	Yes	Would still be a loss
022603	no	No		
030202	1-no	No		
	1-yes	No	Yes	Race is a Pass.
030309	yes	No	Yes	Would still be a loss
030401	no	No		
030508	yes 3t	No	No	Race is loss anyway
030509	yes	7.20	Yes	
030803	no	No		

28 Total Races 18 Races involving Sprinters in Top 3.

15 Actual "Picks" of those 18. Of those 15, 8 Sprint Wins, and 4 regular wins not affected by having the sprint as 1 of the choices.

18/25 15/18 8/15 Sprint Wins, 4/15 Other Wins, Total: 12/15 Wins for this segment. Of the 3 losses, they would have been losses regardless.

Top Selection Factors of Sprinters that can "Win":

Of the 8 Sprint Winner, they were all 1 or 2 in the following factors:

Th1Ex, Ekp, Emv, Ep, Fx, Muv

Th1 only had 2 3+instances. Kgn Ep had 1 3+ instance. Pp had 2 3+instances.



**Sprinters Stretching Out Analysis  
GOLDEN GATE ONLY**

Race/Date	Top3Entr	Result	A Pick	Notes
21603	No	No		
21605	Yes	No	yes	Still have winner
21903	No	No		
22303	yes	12.40	Yes	
22502	No	No		
22508	yes	No	Yes	Still had winner
22609	No	Yes		(2 sprinters in race)
30105	Yes	5.60	Yes	
30203	Yes	No	Yes	Loss since spr caused win to be#3
30302	No	No		
30307	Yes	No	Yes	Loss since spr caused win to bet#3
30401	No	No		
30402	Yes	No	Yes	Still had winner
30408	Yes	12.40	Yes	

Total: 14 Races

In Top 3: 8 Of 8 Races, was a pick in all 8.

Wins Had 3 sprint winners, and 3 "other" winners when sprint was a choice.  
Total: 6/8 Winners overall in races involving sprinters.

HS - 3/4 QS RACES

SANTA ANITA WIN FACTOR CHART  
ROUTE RACES

Factor Evaluation

Date/Race	Pr	Horas	ERT	QUAD	KGEN		THOROMATION II															FA	FRN	MUTUEL	ML	NOTES			
			ERT	Auro	Sp	Ep	Th	Th	Th	Ex	Th	Th	Th	Ep	U	S	L	F	M	P	P	K	Ex						
			dev	Ep	Fin	Ep	1	2	3	4	5	6	7	8	9	10	11	12	13	14	15	16	17	18	19	20			
22402		8f Ctm10	4			2	1	4	2	2	4	1	3	2	3	4	1	4	2	1	2	3	4	4	1	3.40		5/2	
22403		8f Ctm32	4			4	4	2	2	2	3	1	3	3	1	3	3	4	2	2	3	3	2	1	17.40		6		
22408		8f Calw	1			2	2	2	2	4	1	3	1	1	1	4	1	4	4	3	1	1	2	3	7.20		3		
22303		8f NW3	1			1	1	1	1	1	1	1	1	1	1	1	1	1	1	1	1	1	1	1	2.60		3/5	Sprinter Win	
22205		8f Calw	2			3	1	1	1	3	1	2	2	1	1	3	3	1	1	2	2	3	1	1	17.40		8		
21803		8.5 Calw	2			1	1	2	1	1	2	2	2	1	1	2	2	1	1	1	1	1	1	2	11.40		5		
21703		8f Ctm25	4			4	2	2	2	4	2	4	1	4	4	4	3	4	2	3	2	4	2	2	12.80		3		
21708		8f NW1	1			1	3	1	2	2	1	1	3	1	1	1	1	2	3	2	1	1	3	2	10.00		3		
21601		8f Ctm12.5	2			3	2	2	3	3	2	2	2	2	2	3	3	3	2	3	3	2	2	2	22.00		6		
21608		8f Allow	3			3	2	4	2	4	2	4	2	4	3	2	4	4	2	2	4	2	2	2	4.40		5/2		
21503		8f NW1	3			4	1	3	1	4	1	4	1	4	3	1	2	4	2	1	1	2	3	1	3.80		9/5	Sprinter Win	
21505		8.5 Ctm20	2			4	3	2	1	3	4	1	3	1	3	3	3	2	1	1	1	2	3	1	10.80		4		
22603		8f NW1	1			1	2	2	2	2	1	2	1	2	2	2	2	1	2	2	2	2	1	1	4.80		2		
22608		9f GI Hndcp	2			4	3	2	3	2	4	2	3	1	3	3	4	3	2	3	2	3	2	3	4.20		9/5		
22001		8f Ctm50	1			2	3	2	2	3	2	3	2	2	2	2	2	2	2	2	2	2	2	4	32.40		8		
22003		8f Allow	4			4	2	4	4	2	4	1	4	4	4	1	4	2	1	3	4	4	4	2	8.00		7/2		
21908		8f Siks	3			4	1	2	1	1	4	1	4	4	1	2	4	2	1	1	2	4	1	1	3.00		9/5		
21810		8f				1	1	4	2	1	2	3	2	2	2	2	2	1	2	2	3	2	4	1	10.40		4		
22007		8f				1	1	1	1	1	1	1	1	1	1	1	1	1	1	1	1	1	1	1	9.20		7/2	sprinter win	
30206		8f Ctm50	4			4	3	1	4	4	4	1	4	4	4	4	4	4	4	3	3	4	4	4	15.40		5	Rain	
30303		8f Ctm62.5	3			3	3	5	4	2	4	2	4	2	2	2	2	2	2	1	2	2	2	3	4.20		2	Rain	
30309		8.5 Ctm16	4			3	3	4	4	4	4	4	4	4	4	4	4	4	4	4	4	4	4	4	14.00		4	Rain	
30401		8f NW2	4			4	2	3	2	4	2	4	1	3	3	2	3	4	3	1	2	3	3	1	14.20		5/2		
30404		8.5 Ctm25	1			1	3	2	1	4	1	1	4	1	1	4	1	3	4	3	1	3	4	3	11.80		5		
30408		8f				3	3	2	3	1	1	2	1	1	2	1	1	1	1	2	1	1	1	2	10.20		4		

208  
808  
588-1435762  
768

Date/Race	SANTA ANITA WIN FACTOR CHART												Factor Evaluation												TRACK:																										
	Pr	Horse	ENT			QUAD			KGEN			THOROMATION II												FA		FIN	MUTUEL	ML	NOTES																						
			Port	Pos	Lp	Auto	Autos	Sp	Ep	Te	Th	Th	Th	Th	Th	E	L	E	S	U	E	P	R							H	S	L	F	M	P	P	P	P	K	Ex											
30510	8.5		1	1	1	3	1	4	1	1	2	1	2	1	2	1	2	1	2	1	2	1	2	1	2	1	2	3	1	4	1	2	3	2	1	1	1	1	2	10.00	3	Rain									
30508	8f Hindop Gr II																																																		
30509	8.5 Calw																																																		
30803	8f NW3		2	2	4	3	2	5	1	1	2	1	1	1	1	1	1	1	1	1	2	2	1	1	1	1	1	1	1	1	1	1	1	1	1	1	1	1	1	4.00	9/5										
30808	1.25M Hindop		3	3	4	4	3	5	1	1	3	3	3	3	3	3	3	3	3	3	3	3	3	2	2	3	3	3	3	3	3	3	3	3	3	3	3	3	3	16.40	8										
30903	8f Cim 12.5		3	3	4	2	4	3	3	3	1	1	3	3	2	2	2	2	2	2	4	4	3	2	2	2	2	2	2	2	4	3	4	2	2	2	2	2	2	5.00	5/2										
30908	8f NW3		1	2	2	1	3	1	3	1	2	2	3	1	1	1	1	1	1	2	3	2	1	1	1	2	3	2	1	2	2	1	2	2	2	2	2	2	2	5.80	8										

**DOC SARTIN**

**ENDS & ODDS**

A lot of little things on my mind this issue.

First, that alleged continuing series called "*Don't Believe Everything You Read*", by Barry Meadow in *Horseplayer Magazine*, did *not* materialize in the following issue. There was *nothing* by him in the current issue. Maybe he realized that the chief offenders were his own buddies, the highly reputed "experts" writing for major publishing houses. The pie-in-the-sky system sellers have been debunked so often they hardly warrant an article in a slick magazine.

Maybe he was too busy entering Handicapping contests like the one where he was bested by Tom Brohamer in that Handicapping Contest at the Barbary Coast in April. Just kidding, really: not about Brohamer beating him, that happened. But those short term contests don't prove much. I suspect in 100 races Brohamer would have a lot more *total* winners but Meadow would more than hold his own in the profit department. He's great with horses paying over 4/1.

Incidentally, *Horseplayer* promoted and sold as a monthly, has now notified subscribers that they'll only publish 4 a year. So it'll take 3 years for my annual subscription to materialize. If they last that long. On the subject of the Meadow article, one astute client observed that if horses *rise above* their morning line odds to a greater degree than they go lower, why not wait until they go *up* and then bet them?

Good question. The answer is two fold. For years now many clients back off of horses that go way *up* in odds, using the excuse, "Golly, I must have done something wrong." Then when the horse comes in they mentally kick themselves but often continue to make the same error time and time again. The other is, many of us are betting all our races way ahead of their running as does Jim "the hat". Many of you AODDS downloaders are telephone betting off track through Connecticut or elsewhere and don't have any idea of closing odds. Some clients do it chiefly because they've learned that when they hang around the track they change their mind three or four times between races and often end up betting on horses that *did not* figure as their original choices.

Listening to touts, idiots and similar gossip being chief among their reasons. Often trying to use "Body Language" as a guide has led many a client astray. This is an art not easily

learned but often leaves one burned, (Wow, a poem) unless he/she *really* understands it.

These kinds of anxiety-driven problems allegedly don't effect the "Value" Elitists like Meadow, Mitchell or Cramer, for example. But they are of *prime* concern among most of our clients. Cramer recognizes the problem because it figures prominently in his book: *Scared Money*.

Example: Both AODDS and our advanced programs pointed to the \$108 winner of the 8th of Hollywood, May 4; but how many clients actually bet it?

Speaking of people who get all riled up over things I write for Follow Up subscribers only. Steve Davidowitz just published an update of his famed *Betting Thoroughbreds*. In his chapter dealing with the Sartin Methodology, he gets all bent out of shape because, exclusively in this journal, I once suggested that, in many situations, the word *valence* might be more appropriate than *bias*. *Valence* deals with the interrelated strength or weakness of force or attractors that affect entities: in this case biological entities called horses running against each other in a race.

*Bias* is defined as an inclination or partiality, prejudice or bent. In everything I've ever written for public consumption, including three Handicapping Expo Manuals, which Steve possesses, I've always used the more familiar term: *Bias* - Never *valence*. Yet Davidowitz apparently thinks that he created the word *bias*, (although it seems to have been in dictionaries compiled centuries before his birth), resents my use of *valence*, even if only with clients.

Here's a little of what he has say on page 157:

Sartin seems well intentioned, but not opposed to superimposing his terminology on the work of others. (In early 1993, he made a concerted effort to convince his followers that "track valence" should be substituted for "track bias," in an attempt to place his own stamp of identity on the concept.) In response, I have no plans to substitute my own terms for "incremental velocity" or "energy distribution," but prefer to point out that the good Doctor of Pace and his disciples have raised some interesting handicapping issues to be delved into more deeply.

“Concerted Effort!” That’s a blatant inexactitude. I held a contest in the Follow Up, giving \$100 to the person who came up with a term that defined the variegation and strange attractors of the Match-Up more precisely than just simply *bias*. The winner, Tim Remy, submitted *valence*, which I liked best anyway because it conformed to the *Vector/Valence* concepts of Gestalt. It was a fun exercise and I never pressed the use of the term afterward, much less making a concerted effort.

I’ve always strongly plugged Davidowitz in person, in the Follow Up and in the book *Pace Makes The Race*. I have stressed that one of the reasons that I have such a high regard for Andy Beyer is that, even in 1995, in his foreword to Steve’s revised update of *Betting Thoroughbreds*, Andy credits Steve as being his mentor and the creative force behind the Beyer Figures. I also praised Davidowitz’s *Horse Racing Primer*, which he wrote when he worked for the *Minneapolis Star/Tribune*. While it was directed toward attendees of Canterbury Downs when it first opened, it was *good* basic material for handicappers at *any* track.

In essence, *Betting Thoroughbreds*, 2nd revised issue, is an apologia for the Beyer Speed Figures and their etiology and promotes the illusion that they are so good that they’re responsible for so many lower priced winners.

James Quinn, in a rare moment of truthful insight came up with an excellent rebuttal to that fallacious claim in a recent article. I’ll publish a short excerpt later in this opus.

Other than Davidowitz’s boosting of final time and degradation of Pace in general, this new edition is filled with the same kind of wisdom that made the first edition must reading by us all.

After all I *did* buy it (from Gambler’s Book Club in Las Vegas), and read it from cover to cover. Despite his repudiation of the concept that “*Pace Makes The Race*”, it contains some worthwhile material and probably should be read by every literate handicapper.

Now, let’s fade out his little inappropriate and inaccurately based pique and “bias” against me and *fade in* this statement:

But for a method that employs feet-per-second velocity formulas in its attempt at greater accuracy, it always seemed strange to find a few mathematical dinosaurs employed by pace handicappers until corrections were acknowledged in advanced Sartin programs in 1993.

For instance, the value of  $\frac{1}{4}$  second at all distances and all rates of speed does not equal one length, as has been stated so often by many others, and neither does the traditional one-horse length equal about 10 feet. Research has clearly shown that six lengths per second is a lot closer to reality and that the average length of the racehorse is about 8.5–9.0 feet.

These discrepancies may seem innocent variations from reality, but they are at odds with a method taking pains to express mathematical relationships in precise feet-per-second formulations and they underscore an absolutely ironic, essential point:

What can you call someone who is so embittered over simple words like *bias* and *valence* that he would write the above, especially in light of the fact that he acknowledges corrections as of 1993? This is 1995. In the first place we have *not* used a uniform 10 feet as the value of a length since nineteen *eighty* four when we started using the *physics* value of a beaten length, 1 foot per one sixteenth of a mile of incremental distance. I offer this bearing in mind that I have *not* used feet-per-second analysis, per se, since the advent of UltraScan in 1984.

I can think of several things I *might* call Davidowitz: but mathematically obtuse and maybe a little bitter, is as far as I will go. This man graduated from Rutgers University, no less. But where did he spend the 4th grade when they taught basic math? In a mathematical formula it *makes absolutely no difference in the ranking of contenders* whether one uses 8.5 feet, 9 feet, 10 or even eleven or 12 feet. *Only* when you go as low as 4 or 5 feet do the *bottom two rankings change!* And beside it being ludicrous to use 4 or 5 feet as the universal length of a horse, we don't pay much attention to the *bottom two* numerical choices anyway. True, the lower the mathematical value of a length the closer the feet-per-second numbers. When they get *too close*, the user of feet-per-second figures *alone* has a lot of trouble separating horses.

Since we never based our final analysis on these figures, anyway, it was in the best interest of clients using feet-per-second figures to show a reasonable degree of separation.

What really bugs me is he *admits* that I *corrected* my alleged errors by 1993 (actually nineteen *eighty-four!*) then goes on to malign me based on his perception of my mathematical errors in a *previous* era. This makes no sense. Why would one publish a hardcover book criticizing someone for alleged inaccuracies that the author himself admits have been "corrected"? His book is copyright 1995. Hence, by his own admission, his notion of my "errors" have been corrected. Like so many of his "expert" contemporaries, he seems to be dwelling on the past.

Why do people who have never interviewed *me* about my Methodology, persist in making such erroneous statements about its formulae? Even Yellow Journalists are wary of going this far.

Perhaps because someone told them that they are "experts", they feel it gives them special privileges.

The following readouts are from a program I had made for Davidowitz's benefit but, most especially, for those of *you* who might still be confused about the *actual* length of a horse and its length in relationship to a mathematical formula. I will use pace lines at 6 furlongs and 8.5 furlongs, showing contenders ranked against each other using 8.5, 9 and 10 feet as the value of a beaten length.

SPRINT - THE PACE LINES AT 6 FURLONGS

PACELINE DATA ENTRY												
#	NAME	L	DIST	S	1stC	2ndC	3rdC	Fn1C	BL1	BL2	BLS	BLF
1	AAA	1	6.0	D	22.0	45.0	57.0	110.0	3.00	2.00	1.00	0.00
2	BBB	1	6.0	D	21.4	44.4	56.3	109.0	5.00	3.00	2.00	1.00
3	CCC	1	6.0	D	22.2	45.1	58.0	110.0	2.00	1.00	0.00	0.00
4	DDD	1	6.0	D	22.1	45.0	57.0	109.4	3.00	2.00	1.00	0.00

Input Beaten Length Value 8.5

CHAOS Formula Rating

		94%	95%	96%	97%	98%	99%	100%
BBB	1	142.03	-----+	-----+	-----+	-----+	-----+	-----+
DDD	1	140.70	-----+	-----+	-----+	-----+	-----+	-----+
AAA	1	140.28	-----+	-----+	-----+	-----+	-----+	-----+
CCC	1	140.20	-----+	-----+	-----+	-----+	-----+	-----+

Input Beaten Length Value 9

CHAOS Formula Rating

		94%	95%	96%	97%	98%	99%	100%
BBB	1	141.99	-----+	-----+	-----+	-----+	-----+	-----+
DDD	1	140.70	-----+	-----+	-----+	-----+	-----+	-----+
AAA	1	140.27	-----+	-----+	-----+	-----+	-----+	-----+
CCC	1	140.20	-----+	-----+	-----+	-----+	-----+	-----+

Input Beaten Length Value 10

CHAOS Formula Rating

		94%	95%	96%	97%	98%	99%	100%
BBB	1	141.90	-----+	-----+	-----+	-----+	-----+	-----+
DDD	1	140.68	-----+	-----+	-----+	-----+	-----+	-----+
AAA	1	140.26	-----+	-----+	-----+	-----+	-----+	-----+
CCC	1	140.19	-----+	-----+	-----+	-----+	-----+	-----+



Input Beaten Length Value

USING OUR QUANTUM PHYSICS FORMULAE

CHAOS Formula Rating

		94%	95%	96%	97%	98%	99%	100%
BBB	1	142.43	-----+	-----+	-----+	-----+	-----+	-----+
DDD	1	140.75	-----+	-----+	-----+	-----+	-----+	-----+
AAA	1	140.34	-----+	-----+	-----+	-----+	-----+	-----+
CCC	1	140.22	-----+	-----+	-----+	-----+	-----+	-----+

NOTE THAT IN A 6 FURLONG RACE USING OUR BEATEN LENGTH BY DISTANCE RUN DOES NOT CHANGE THE RANKINGS. THIS IS BECAUSE ALL THREE 6 FURLONG FRACTION ARE THE SAME 1/4 MILE DISTANCE.

ROUTE - THE PACE LINES AT 8.5 FURLONGS

PACELINE DATA

#	NAME	L	DIST	S	1stC	2ndC	3rdC	FnlC	BL1	BL2	BLS	BLF
1	AAA	1	8.5	D	23.0	45.4	111.0	142.3	5.00	4.00	3.00	1.00
2	BBB	1	8.5	D	23.1	46.0	111.3	143.0	2.00	1.00	1.00	0.00
3	CCC	1	8.5	D	23.2	46.4	112.0	144.0	2.00	1.00	0.00	0.00
4	DDD	1	8.5	D	22.4	45.4	110.4	141.0	8.00	6.00	4.00	2.50

Input Beaten Length Value 8.5

CHAOS Formula Rating

		94%	95%	96%	97%	98%	99%	100%
DDD	1	135.49	-----+	-----+	-----+	-----+	-----+	-----+
AAA	1	132.66	-----+	-----+	-----+	-----+	-----+	-----+
BBB	1	131.91	-----+	-----+	-----+	-----+	-----+	-----+
CCC	1	130.77	-----+	-----+	-----+	-----+	-----+	-----+

Long Shot Potential Rating

		94%	95%	96%	97%	98%	99%	100%
DDD	1	109.47	-----+	-----+	-----+	-----+	-----+	-----+
AAA	1	108.56	-----+	-----+	-----+	-----+	-----+	-----+
CCC	1	107.46	-----+	-----+	-----+	-----+	-----+	-----+
BBB	1	107.46	-----+	-----+	-----+	-----+	-----+	-----+

Input Beaten Length Value 9

CHAOS Formula Rating

		94%	95%	96%	97%	98%	99%	100%
DDD	1	135.51	+	+	+	+	+	+
AAA	1	132.69	+	+	+	+	+	+
BBB	1	131.94	+	+	+	+	+	+
CCC	1	130.79	+	+	+	+	+	+

Long Shot Potential Rating

		94%	95%	96%	97%	98%	99%	100%
DDD	1	109.67	+	+	+	+	+	+
AAA	1	108.70	+	+	+	+	+	+
CCC	1	107.55	+	+	+	+	+	+
BBB	1	107.55	+	+	+	+	+	+

Input Beaten Length Value 10

CHAOS Formula Rating

		94%	95%	96%	97%	98%	99%	100%
DDD	1	135.67	+	+	+	+	+	+
AAA	1	132.73	+	+	+	+	+	+
BBB	1	131.99	+	+	+	+	+	+
CCC	1	130.84	+	+	+	+	+	+

Long Shot Potential Rating

		94%	95%	96%	97%	98%	99%	100%
DDD	1	110.28	+	+	+	+	+	+
AAA	1	109.00	+	+	+	+	+	+
CCC	1	107.71	+	+	+	+	+	+
BBB	1	107.71	+	+	+	+	+	+

ABSOLUTELY NO CHANGE IN RANKING ORDER USING 8.5, 9 OR 10 FEET.

Now here are those *same* contenders ranked as we do in advanced programs *today*, in which the value of a length is *not* uniform but is determined by the distance of the fractional increment run.

CHAOS Formula Rating

		94%	95%	96%	97%	98%	99%	100%
DDD	1	134.36	+	+	+	+	+	+
BBB	1	131.47	+	+	+	+	+	+
CCC	1	130.33	+	+	+	+	+	+
AAA	1	130.26	+	+	+	+	+	+

Long Shot Potential Rating

		94%	95%	96%	97%	98%	99%	100%
DDD	1	107.55	+	+	+	+	+	+
CCC	1	106.71	+	+	+	+	+	+
BBB	1	106.71	+	+	+	+	+	+
AAA	1	106.20	+	+	+	+	+	+

BASED ON ITS SUPERIOR PACE LINE, DDD STAYS ON TOP. BUT LOOK WHAT HAPPENS TO THE OTHER CONTENDERS. OUR PROCEDURE MAKES THE KIND OF SUBTLE DIFFERENCE THAT PRODUCES NON-OBVIOUS WINNERS, PLACE AND SHOW HORSE AND WITH THEM, EXACTAS AND TRIFECTAS.

Now, onto James Quinn's dissertation on the subject of Speed Figures, Beyer's in particular and Pace/Speed figures in the recent *Horseplayer Magazine*. Ironically, James put Davidowitz on the Expo '93 "Pace" panel. A little odd in light of Steve's proclivities. But then, Quinn is well known for his oddities in judgement. But rises to the top in his recent article on Speed Figures. Here is but a brief segment: first, on the Beyer Figures. He does *not* defame them in any way, he merely says that they're not significantly impacting the mutuels to a degree that threatens our potential profit:

### BEYER SPEED FIGURES

Anyone who believes the availability of Beyer Speed Figures in *Daily Racing Form* amounts to a disadvantage is not thinking clearly.

Finally, Beyer Speed Figures are insensitive to pace, a disadvantage shared by speed-figure methods that concentrate solely on final time. Numerous horses that show dismal Beyer figures will exhibit impressive pace figures, and many of them will win.

In another portion of his article he extols the virtues of Bill Quirin's Pace/Speed numbers, et al. That's admirably kind and loyal of him even though Quirin has been out of racing for a number of years.

### QUIRIN SPEED & PACE

If the truth be known, Quinn's own PDQ Pace/Speed figures are, by far, *the best ever* produced by any *mainstream* author since Ray Taulbot. I realize that I often demonstrate a lot of umbrage against Quinn in general. But as far back as 1993 *I praised* his PDQ concept, relative to accepted *mainstream* values; and it still goes. His PDQ would be even better if he treated the final fraction as he does "Early Pace."

#### PACELINE ENTRY DATA

#	NAME	LN	DIST	S	1C	2C	FC	1CBL	2CBL	STBL	FCBL	SR	V
1	AAA	1	6.0	D	22.0	45.0	110.0	2.00	1.00	1.00	0.00	85	18
2	BBB	1	6.0	D	21.4	44.4	109.4	5.00	4.00	3.50	0.75	85	18
3	CCC	1	6.0	D	22.0	45.0	110.2	0.00	0.00	0.00	0.00	83	18
4	DDD	1	6.5	D	22.1	45.2	116.3	3.00	1.00	1.00	0.00	87	18

	PDQ author's Pace	Rank	Actual Finish
AAA	PACE OF RACE = 95 PACE OF HORSE = 94 + 90 = 279	#2	Place
BBB	PACE OF RACE = 96 PACE OF HORSE = 92 + 90 = 278	#3	Win
CCC	PACE OF RACE = 95 PACE OF HORSE = 95 + 90 = 280	#1	OUT
DDD	PACE OF RACE = 93 PACE OF HORSE = 92 + 87 = 272	#4	Show

While Quinn's figures are still too heavily weighted toward Early, they do incorporate the 2nd Call Pace of Race as well as the Pace of the Horse in question. Other post-Ray Taulbot Pace/speed figures, such as William Quirin's, are based solely on the Pace of the Horse itself.

	Sartin Simple Phase I, same race	Rank	Actual Finish
AAA	Pace of Race = 95 Early = 94 Late = 86 Total = 275	#2	Place
BBB	Pace of Race = 96 Early = 92 Late = 88 Total = 276	#1	Win
CCC	Pace of Race = 95 Early = 95 Late = 83 Total = 273	#3 (tie)	OUT
DDD	Pace of Race = 93 Early = 92 Late = 88 Total = 273	#3 (tie)	Show

I will be the first to agree that a one or even one hundred race test of mainstream pace figures is unfair. We have been testing the 2nd Call and Final Time concept of Pace since the days of Ray Taulbot; through Ainslie, Quirin and Quinn. Their concepts have all had winning moments, but place too much emphasis on Early Pace and Final Time to be consistently effective.

David Barrios has long been working on a wagering book and a computer program that supports his thesis. He has done a great deal of admirable work on both the text and the writing. Here is a portion of his most recent letter to me on the subject:

Doc, over the last few years I have scoured the literature looking for the best possible betting approach to multiple horse betting. Not content to take anyone's word for it I have run millions of simulations of several dozen betting methods. This approach is the best I have found. As a two horse betting approach, I am convinced that it can't be surpassed. So, I am pretty much done with it."

I am now going to look into the Triple which up to now has been pretty much neglected by the Methodology. Yet the Methodology's approach to multiple horse betting and the focus on long shots is perfectly suited to it. The possibilities here are very interesting. I have a data base of 600 triples and some ideas. When I have actually played about 100 triples I will get back to you.

Part of what he has discovered independently of any suggestion from me, is something similar to what I used as a ploy to get Darell Martin to wager on *two* horses to win per race. As a result, today he won't even consider a *one* horse bet.

The gist of what I convinced him to do was to have three *separate banks* and then become a "Multiple Personality". In one persona he would be Darell, in another he would be Martin. For his speculative and exotic wagers he's DE-EM. Here is how his wagering sheet looked:

DARELL - WIN

MARTIN - WIN

DE-EM - SPEC.

By separating his personalities he would make appropriate *win* bets of the same size on Choice 1 - DARELL, Choice 2 - MARTIN and any other *non-win* or Exotic wager by DE-EM. My instructions were to *never* let his SPEC bet be as large as the combination of DARELL'S OR MARTIN'S win bets or he'd lose money while at the same time profiting from his *dual winning* wagers.

By being two or three people *you* can still cling to the old theory that betting on more than one horse to win is betting against yourself. Each of your personalities is making a *one situation* wager. Of course this 50/50 wagering scale as opposed to 60/40, or otherwise skewed, is for the bold and profit oriented; *not* for those who will accept an even money horse.

David's concept is, of course, far more sophisticated and we await his book and program with great anticipation.

Incidentally, *Multiple Personality Disorder* is *not* a form of psychosis, believe it or not, it is classified only as a neurosis. Since we're all supposed to be neurotic anyway, the above approach, as even further sophisticated by Barrios may be just what you're looking for.

Once in a while we receive a complaint that programs like Quad, Synergetic Match-Up and Thoromation don't "get" shippers coming to fast tracks, like those in southern California, from slower tracks. This is where you should *know* the class level of the tracks involved. Over the years we have made numerous *track class level charts*. No track class equalization or class level chart has ever been perfect: ours or someone else's, no matter what their claim.

I've dealt with this subject before and will probably make several references to it in most Follow Ups just to hammer home a point. Only *you*, through your own experience, can truly determine track class level as it pertains to your circuit. It takes a little work but is worth the extra effort. If a horse comes from a track of equal class value, ***USE THE SPEED RATING AS PUBLISHED FOR THE SLOWER TRACK!!!!***

Often your Auto Adjust on the above named programs will move the horse into proper prospective. If the track is *much* slower, you may need the Auto-S Adjust or the 2 Adjust, depending on the program being used. The Beyer Figures are *supposed* to handle this through the assertion that an 80 at one track is equal to an 80 anywhere else. Despite their claims, this has *not* proven quite satisfactory.

As an example of the whole disparity seen on *any* so-called track class equalization chart, *some* races from Woodbine produce contenders that are equal in level to certain classifications of races at AQU, BEL, HOL, SA and Del Mar. But *not all*, despite Woodbine's claim to be on an equal level with those U.S. tracks. *Woodbine* is *much* slower, so, theoretically we need to alternately adjust horses from there when they ship to a top level track. They're getting the Breeder's Cup, so they're attempting to *up* their track class level; but the *up* is not universal.

Here is where using your Factor Evaluator will answer your problem. From using it you will *know* which adjustment will "get" the winning shipper from a slower track.

From the Original EXPO '93 Manual:


"While Quinn's figures are still too heavily weighted toward early, they do incorporate the 2nd call Pace of Race as well as the Pace of the Horse in question. Other post-Ray Taulbot Pace/Speed Figures, such as William Quirin's, are based solely on the pace of the horse itself."

Nothing I know of illustrates the points I have tried to make about contemporary handicapping and the typical "horseplayer" search for the simple and the easy than this small duplication of a beautiful, framed lithograph given to me for the office by Steve Schmidt and one sent to me for my home by Tipton Gilbert. Two fine minds, 400 miles apart, coming to the realization of identical truths and bestowing that gift upon me.

**CHAOS** ~ *Where brilliant dreams are born* | Ching Image™ image #3

*Before the beginning of great brilliance, there must be Chaos.*

*Before a brilliant person begins something great, s/he must look foolish to the crowd.*





# The Beat Goes On

We did not conclude our Short Field/Short Price research with Follow Up 48 and 49. It continues daily as it has since July, 1994.

Without question there have been a number of winners paying in the 3 to 4 dollar range in which the short priced winners came out on top in all of our computer handicapping programs. So please don't think I'm trying to say there is a Long Shot winner in every short field.

However, since late July 1994 the average Win mutuel, including the \$3 kind, in non-maiden races with fields of seven or less, counting *only the winners* selected via Quad in concert with Synergetic Match Up II and/or Thoromation, has been \$9.90. That exceeds the 3 to 1 odds (\$8) limitation imposed by many distinguished experts. Here are some random Santa Anita examples including a \$6.80 winner to keep it fair.

## 9651—FOURTH RACE. 1 1/4 Miles Turf. Purses \$57,000. Allowance. Fillies and mares, 4-year-olds and up.

Index	Horse and Jockey	WL	PP	ST	1/4	1/2	3/4	Str.	Fin.	To \$1
8534	Real Connection, L Pincay Jr.	118	1	2	4	42	42 1/2	2 1/4	1 1/4	7.00
9380	Anelda, G Stevens	116	6	4	3 1/2	2 1/4	1hd	1hd	2 1/2	6.00
	Shortfall (GB), C Nakatani	116	3	3	2 1/2	3hd	3hd	42	3 1/4	3.00
8234	Encorend, C McCarron	116	4	8	5 1/2	63	5 1/2	5 1/2	4 1/2	1.40
9234	Fine Impression, A Sola	118	5	1	1 1/2	12	2 1/2	3 1/2	5 1/4	19.20
9474	Cabo Queen, P Atkinson	116	2	5	6	6	6	6	6	3.70

- 1—REAL CONNECTION ..... 16.00 8.80 4.00
- 6—ANELDA ..... 8.80 4.40
- 3—SHORTFALL ..... 4.00

Off: 2:02 Time: :25 :49.3 1:13 3/5, 1:38 1:50 3/5, Track: Clear & Firm. Winner-gr.1.4 Vigors-Right Connection Tr-Melvin, F Stute Own-Bill M Thomas. Mutuel Pool \$410,537.60. Exacta Pool \$356,286. Quinella Pool \$62,552. Triple Pool \$86,100.

\$2 EXACTA (1-6) PAID \$74.80  
 \$2 QUINELLA (1-6) PAID \$36.80  
 \$3 TRIPLE (6/2,4/7/1) PAID \$83.40

## 9518—FIRST RACE. 6 1/2 Furlongs Purses \$27,000. Claiming. 3-year-olds. Claiming price 25,000-22,500

Index	Horse and Jockey	WL	PP	ST	1/4	1/2	3/4	Str.	Fin.	To \$1
9283	Fordancingpleasure, O Sanchez	110	5	3	5 1/2	41	11 1/2	14	7.20	
9317	System, F Valenzuela	118	2	6	6	6	6	21	6.90	
9187	I Take My Chances, C Nakatani	115	8	5	4 1/2	5 1/2	3 1/2	33	2.90	
9432	Yamhill Speed, P Atkinson	116	1	2	1hd	1	2 1/4	45	2.10	
	Free Wheeler, L Pincay Jr.	117	3	4	3 1/2	3 1/2	4hd	5 1/2	7.90	
9426	Flying Record, G Almeida	115	4	1	2 1/2	2 1/4	5 1/2	6	3.60	

- 5—FORDANCINGPLEASURE ..... 16.40 7.60 4.80
- 2—SYSTEM ..... 7.60 4.20
- 6—I TAKE MY CHANCES ..... 3.00

Off: 12:31 Time: :21.3 :44.4 1:10 2/5, 1:17 1/5, Track: Clear & Fast. Winner-b.c.3 Honest Pleasure-Bio Symmetree Tr-Riley, B Griffiths Own-Becker or Griffiths Mutuel Pool \$155,274 Exacta Pool \$127,544 Quinella Pool \$26,563.

\$2 EXACTA (5-2) PAID \$87.80 \$2 QUINELLA (2-5) PAID \$46.80

## 9574—FIRST RACE. 6 Furlongs. Purses \$27,000. Claiming. Fillies & Mares, 4-year-olds and up. Claiming Price: \$26,000-\$22,500

Index	Horse and Jockey	WL	PP	ST	1/4	1/2	3/4	Str.	Fin.	To \$1
9458	Popcorn Magic, A Sola	116	1	3	3 1/2	3 1/2	32	1 1/2	7.70	
	No Sacrifice, P Valenzuela	117	6	1	2hd	2hd	2 1/2	2 1/2	3.20	
(9082)	Damsela, K Desormeaux	117	4	2	1 1/2	1	1 1/2	2 1/4	1.70	
9345	Fresh Paraly, L Pincay Jr.	117	3	6	4 1/2	42	4 1/2	2 1/4	6.40	
9458	Cataluna, C Nakatani	115	5	4	6hd	6hd	6	6	2.20	
9252	Time Of Queen, J Silva	118	2	6	6hd	6hd	6	6	40.80	

- 1—POPCORN MAGIC ..... 17.40 8.20 4.20
- 7—NO SACRIFICE ..... 4.80 3.80
- 5—DAMSELA ..... 2.80

Off: 12:31 Time: :21.4 :44.4 1:10 2/5, 1:17 1/5, Track: Cloudy & Wet/Fast. Winner-ch.1.4 Prospective Star-Could It Be Magic Tr-Frank, J Monteleone Own-Hirshfeld, Krizman & Porter Mutuel Pool \$177,055 Exacta Pool \$128,181 Quinella Pool \$27,179.

\$2 EXACTA (1-7) PAID \$82.00  
 \$2 QUINELLA (1-7) PAID \$34.80

## 9524—SEVENTH RACE. One Mile. Purses \$50,000. Allowance. Fillies & Mares, 4-year-olds and up.

Index	Horse and Jockey	WL	PP	ST	1/4	1/2	3/4	Str.	Fin.	To \$1
(9366)	Brendas Wildindian, Desormeaux	116	5	2	2hd	2 1/4	11	13	15	2.40
9350	Ashtabula, P Valenzuela	117	2	1	4 1/2	42	31	3 1/2	2 1/2	3.30
(9123)	Darling Sola, C McCarron	116	6	3	12	11	2 1/2	22	3 1/4	6.70
9350	Nortena, C Nakatani	116	4	6	6	6	6	6	42	8.80
(9337)	Starlit Bronze, C Antley	118	3	5	5 1/2	5hd	51	4hd	54	7.80
	Bloomingly (Arg), E Delahoussaye	116	1	4	32	3 1/2	4 1/2	5 1/2	6	2.10

- 6—BRENDAS WILDINDIAN ..... 8.80 3.60 2.60
- 2—ASHTABULA ..... 3.60 2.60
- 7—DARLING SOLA ..... 3.40

Off: 3:35 Time: :22.3 :46 1:10 2/5, 1:22 4/5, 1:35 4/5, Track: Clear & Fast. Winner-d.b.1.4 Slew's Royalty-Radisson Plaza Tr-Craig, A Lewis Own-Samuel Mevorach Mutuel Pool \$266,480.90 Exacta Pool \$221,680 Quinella Pool \$36,328 Triple Pool \$58,420.

\$2 EXACTA (6-2) PAID \$23.40 \$2 QUINELLA (2-6) PAID \$12.00  
 \$3 TRIPLE (1/8/6) PAID \$25.30

## 9578—FIFTH RACE. 6 1/2 Furlongs Purses \$12,000. Claiming. Fillies & Mares, 4-year-olds and up. Claiming price 10,000

Index	Horse and Jockey	WL	PP	ST	1/4	1/2	3/4	Str.	Fin.	To \$1
9429	Tori's Pet, G Almeida	116	4	1	1 1/2	1hd	1	1 1/2	13 1/2	12.60
9376	Lady Chimeniz, L Pincay Jr.	117	5	7	6 1/2	5 1/2	4 1/2	4 1/2	2 1/4	5.50
9076	Point Position, M Garcia	116	2	4	2hd	41	3hd	31	3.30	
9483	Lady Kariba, O Sanchez	111	7	2	42	2 1/2	2 1/2	4 1/2	18.40	
4055	Tavern Hard, M Pedroza	116	6	5	5hd	6 1/2	6 1/2	52	3.70	
9489	L'Tov, C Nakatani	116	3	3	7	7	7	6 1/2	1.70	
9488	Alice Mine, B Blanc	111	1	6	3hd	3hd	51	7	9.00	

- 5—TORI'S PET ..... 27.20 12.20 7.80
- 6—LADY CHIMENIZ ..... 7.40 4.00
- 2—POINT POSITION ..... 3.40

Off: 2:31 Time: :23.1 :46.2 1:11 1:17 1/5, Track: Showery & Wet/Fast. Winner-ch.1.4 Marial Law-Plumpetra Tr-Sanford Shulman Own-Joseph Ventresca Mutuel Pool \$193,264.80 Exacta Pool \$136,297 Trifecta Pool \$157,954 Quinella Pool \$22,808 Triple Pool \$53,201.

\$2 EXACTA (5-6) PAID \$196.00  
 \$2 TRIFECTA (5-6-2) PAID \$1,000.80  
 \$2 QUINELLA (5-6) PAID \$78.80  
 \$3 TRIPLE (5/4/5) PAID \$6,307.90

## 9525—EIGHTH RACE. 1 1/8 Miles. Turf Purses \$65,000 Added "Pirate Cove" 3-year-olds. Note: Rail at 30 feet

Index	Horse and Jockey	WL	PP	ST	1/4	1/2	3/4	Str.	Fin.	To \$1
9439	Bee El Tee, K Desormeaux	116	2	3	2 1/2	2 1/2	1hd	1hd	1 1/4	5.40
9374	Fine N' Majestic, E Delahoussaye	116	4	4	4hd	4hd	52	3hd	2hd	2.50
9389	Awesome Thought, C McCarron	117	6	2	3 1/2	5 1/2	4 1/2	4hd	31	2.20
(9363)	Jade Dancer, C Nakatani	115	5	1	1hd	1hd	22	2 1/4	41	1.70
9365	La Conessa (GB), G Almeida	111	3	5	32	35	3 1/2	5 1/2	5 1/2	19.60
9439	Z Lobo, L Pincay Jr.	117	1	6	6	6	6	6	6	28.10

- 2—BEE EL TEE ..... 12.80 6.20 5.00
- 4—FINE N' MAJESTIC ..... 3.80 3.20
- 6—AWESOME THOUGHT ..... 3.40

Off: 4:05 Time: :22.3 :46.3 1:11 3/5, 1:37 3/5, 1:50 4/5, Track: Clear & Yielding. Winner-d.b.c.3 Known Fact-Doris's Secret Tr-Craig, A Lewis Own-Craig A Lewis Mutuel Pool \$326,488.30 Exacta Pool \$238,363 Quinella Pool \$36,770 Triple Pool \$89,176.

\$2 EXACTA (2-4) PAID \$59.60 \$2 QUINELLA (2-4) PAID \$23.80  
 \$3 TRIPLE (6/6/2) PAID \$304.50

## 9581—EIGHTH RACE. 6 Furlongs. Purses \$42,000. Fillies, 3-year-olds.

Index	Horse and Jockey	WL	PP	ST	1/4	1/2	3/4	Str.	Fin.	To \$1
9211	Valid Symmetry, C Black	116	5	2	22	1hd	19	1 1/4	7.80	
(9342)	A-Brite's High, K Desormeaux	117	7	1	5hd	5hd	31	2 1/2	1.90	
9131	A-Maria Smeralda, M Pedroza	116	2	6	3 1/2	3hd	6 1/2	3 1/4	1.90	
9365	Dude Fear, P Valenzuela	119	6	4	3 1/2	4 1/2	4 1/2	4 1/2	1.00	
(9288)	Counterpane, G Almeida	116	3	5	4 1/2	4 1/2	5hd	5 1/2	11.90	
(9495)	Poosah Lass, C Nakatani	118	4	3	1 1/2	22	2hd	6 1/2	8.40	
(9369)	Kaleem's Dream, B Blanc	111	1	7	7	6 1/2	7	7	34.90	

- 7—VALID SYMMETRY ..... 17.80 8.00 7.00
- 1—A-BRITE'S HIGH ..... 3.40 3.80
- 1—MARFA SMERALDA ..... 3.40 3.80

Off: 4:00 Time: :21.3 :45.1 :57.2 1:10 Track: Showery & Wet/Fast. Winner-gr.3 Valid Appeal-Sheer Ice Tr-Brian, A Mayberry Own-Jan, Mace & Samantha Siegel Mutuel Pool \$214,541.30 Exacta Pool \$212,819 Quinella Pool \$32,123 Triple Pool \$60,483.

\$2 EXACTA (7-1) PAID \$60.20  
 \$2 QUINELLA (1-7) PAID \$22.80  
 \$3 TRIPLE (4/1,5/7) PAID \$484.10

So much for Santa Anita. But now with the onset of summer we must accept the fact that at major tracks there will be fewer long shots. We *MUST* get them—as Shane and others are doing regularly—with our advanced programs.



Hollywood Park Charts

\$2 EXACTA (3-5) PAID \$117.00 \$2 QUINELLA (3-5) PAID \$74.00

1168—SECOND RACE, 1 1/4 Miles Turf. Purse \$43,000. Allowance, 4-year-olds and up.

Table with columns: Index, Horse and Jockey, Wt., PP, ST, 1/4, 1/2, 3/4, Str., Fin., To \$1. Lists horses like Lordlet, C Black, Proudtogether, A Soles, Advantage Miles, Delahoussaye, Escanabe, F Valenzuela, etc.

Off: 1:31 Time: :23.3 :47.3 1:12.2/5, 1:37 3/5, 2:02 1/5. Track: Cloudy Firm. Winner-b.g.4 Lord Avie-Goleta Tr-Kathy Walsh Own-Dolan & Sexton. Mutual Pool \$251,931.90, Double Pool \$159,132, Exacta Pool \$241,222, Quinella Pool \$41,381.

\$2 DOUBLE (3/3) PAID \$187.20 \$2 EXACTA (3-2) PAID \$80.00

\$2 QUINELLA (2-3) PAID \$28.80

1169—THIRD RACE, 1 1/16 Miles. Purse \$32,000. Fillies and mares, 4-year-olds and up. Claiming price \$32,000-28,000.

Table with columns: Index, Horse and Jockey, Wt., PP, ST, 1/4, 1/2, 3/4, Str., Fin., To \$1. Lists horses like Sea of Serenity, F Valenzuela, Hillwalker, E Delahoussaye, Good Lord Barbie, Desormeaux, Staci U Bar, D Sorenson, Burning Deaks, M Pedrosa, Totally Spaced, C Nakatani.

Off: 2:01 Time: :23.3 :47.1 1:11 4/5, 1:36 2/5, 1:43. Track: Cloudy Fast. Winner-dbb.1.4 Conquistador Cielo-Halgyon Queen Tr-Vladimir Carin Own-Marie J or RE Fritts. Mutual Pool \$289,314.20, Double Pool \$25,402, Exacta Pool \$250,003, Daily Triple Pool \$120,362, Quinella Pool \$42,374.

\$2 DOUBLE (3/2) PAID \$117.80 \$2 EXACTA (2-5) PAID \$22.80

\$3 DAILY TRIPLE (3/3/2) PAID \$1,047.30 \$2 QUINELLA (2-5) PAID \$11.80

1171—FIFTH RACE, 1 1/16 Miles. Purse \$12,000. 4-year-olds and up. Claiming price \$10,000-9,000.

Table with columns: Index, Horse and Jockey, Wt., PP, ST, 1/4, 1/2, 3/4, Str., Fin., To \$1. Lists horses like Sudden Ice, L Pincay Jr, No Equivalence, F Valenzuela, Heat, P Valenzuela, Ate Blue, C Black, Buckmeister, M Garcia, Babytoledoinside, J Fuentes, Scorned Timber, D Sorenson, Kleven's Best, G Stevens, Lanner, M Pedrosa.

Off: 3:04 Time: :23 :46.2 1:11 4/5, 1:37 4/5, 1:44 1/5. Track: Cloudy Fast. Winner-dbb.c.4 Ice Age-Rude Galia Tr-Jerry Dutton Own-Fash, Gillespie, Knapp et al. Mutual Pool \$283,712.90, Double Pool \$21,869, Exacta Pool \$218,898, Daily Triple Pool \$83,230, Quinella Pool \$39,082, Trifecta Pool \$254,576.

\$2 DOUBLE (5/8) PAID \$29.20 \$2 EXACTA (5-8) PAID \$342.80

\$3 DAILY TRIPLE (2/5/8) PAID \$151.20 \$2 QUINELLA (5-8) PAID \$121.80

\$2 TRIFECTA (5-8-6) PAID \$1,164.40

As an example of what we'll be experiencing at major tracks this summer, here is a typical day of NON-maiden races at Hollywood Park.

You can expect a few longer priced horses but a lot of favorites and second favorites throughout the summer at the major tracks and, to a degree, at some of the minors. The trick is to get and to bet the higher paying horses when they figure in your readouts.

To help you in this endeavor we now offer an extended PROBLEM RACE section. I remind you again that the pace lines used are all from the best SR's, last three races comparable distance; top 4 rated and ties. Not always the same surface, however. In past Follow Ups we have carefully explained the circumstances when dirt horses belong to the turf and vice versa.

1172—SIXTH RACE, 6 Furlongs. Purse \$45,000. Allowance. Fillies and mares, 3-year-olds and up, bred in California.

Table with columns: Index, Horse and Jockey, Wt., PP, ST, 1/4, 1/2, 3/4, Str., Fin., To \$1. Lists horses like Gorky Square, C Nakatani, Snowy's Mark, K Desormeaux, Seattle Carla, L Pincay Jr, Joyful Sunday, C Antley, Sound Wisdom, E Delahoussaye, House Of Dreams, M Garcia, Pennys From Kieven, G Stevens.

7—GORKY SQUARE 10.80 5.40 4.20 6—SNOWY'S MARK 5.80 4.40 3—SEATTLE CARLA 7.80

Off: 3:33 Time: :21.4 :44.2 :56.2 1:09. Track: Cloudy Fast. Winner-b.7.3 Gorky-Pure Coal Tr-Sanford Shulman Own-Akin, Block & Crusberg. Mutual Pool \$347,529.60, Double Pool \$19,681, Exacta Pool \$317,010, Daily Triple Pool \$81,019, Quinella Pool \$55,123.

\$2 DOUBLE (6/7) PAID \$53.00 \$2 EXACTA (7-6) PAID \$44.60

\$3 DAILY TRIPLE (6/6/7) PAID \$302.10 \$2 QUINELLA (6-7) PAID \$20.80

1173—SEVENTH RACE, 6 1/2 Furlongs. Purse \$20,000. 3-year-olds. Claiming price \$20,000-18,000.

Table with columns: Index, Horse and Jockey, Wt., PP, ST, 1/4, 1/2, 3/4, Str., Fin., To \$1. Lists horses like Rubicon, E Delahoussaye, Keen Rate, K Desormeaux, Summertam, M Pedrosa, Capich's Jack, A Soles, Valued One, C Antley, Super Flyer, P Atkinson, Exotic Vernon, C Black.

7—RUBICON 4.00 2.80 2.60 1—KEEN RATE 4.00 3.40 4—SUMMERTAM 4.40

Off: 4:00 Time: :21.3 :44 1:09 1:15 2/5. Track: Cloudy Fast. Winner-c.b.3 Al Mamon-Through The Cracks Tr-Warren Stute Own-Melvior & Scurr. Mutual Pool \$304,266.90, Double Pool \$28,929, Exacta Pool \$306,325, Daily Triple Pool \$89,203, Quinella Pool \$47,167.

\$2 DOUBLE (7/7) PAID \$26.60 \$2 EXACTA (7-1) PAID \$13.40

\$3 DAILY TRIPLE (6/7/7) PAID \$159.00 \$2 QUINELLA (1-7) PAID \$8.80

1174—EIGHTH RACE, One Mile Turf. Purse \$60,000. Allowance, 4-year-olds and up.

Table with columns: Index, Horse and Jockey, Wt., PP, ST, 1/4, 1/2, 3/4, Str., Fin., To \$1. Lists horses like Rapen Boy (Aus), C Black, Bat Eclat, L Pincay Jr, Rotsaluck, G Stevens, Fumo Di Londra (Ira), A Soles, Electrify, K Desormeaux, Luther Favor, C Antley, Nasr Allah, C Nakatani.

2—RAPEN BOY 7.40 4.00 2.60 1—BAT ECLAT 7.80 3.80 7—ROTSALUCK 2.00

Off: 4:32 Time: :23 :46.2 1:09 4/5, 1:33 4/5. Track: Cloudy Firm. Winner-b.g.7 Yaats-Calcutta Girl Tr-Gary Jones Own-Huthart & Moore. Mutual Pool \$368,641.10, Double Pool \$29,038, Exacta Pool \$330,519, Daily Triple Pool \$92,432, Quinella Pool \$57,631.

\$2 DOUBLE (7/2) PAID \$13.80 \$2 EXACTA (2-1) PAID \$48.60

\$3 DAILY TRIPLE (7/7/2) PAID \$139.80 \$2 QUINELLA (1-2) PAID \$27.40

1175—NINTH RACE, 1 1/16 Miles. Purse \$100,000-included. "The Maryn LeRoy Handicap." Grade II. A Handicap for 3-year-olds and up.

Table with columns: Index, Horse and Jockey, Wt., PP, ST, 1/4, 1/2, 3/4, Str., Fin., To \$1. Lists horses like Tossofthecoin, C Nakatani, Ferrara, C Antley, Polar Route, C Black, Bon Point (GB), E Delahoussaye, Ravenwood, B Blanc, Hill Pass, A Soles, Powis Castle, G Stevens, College Town, L Pincay Jr.

1—TOSOFTHECOIN 4.00 2.80 2.40 3—FERRARA 5.40 4.20 6—POLAR ROUTE 5.00


Off: 5:04 Time: :23.3 :46.4 1:10 2/5, 1:34 2/5, 1:40 3/5. Track: Cloudy Fast. Winner-ch.h.5 Magisterial-Ball Babe Tr-Ronald McAnally Own-Sidney H Craig. Mutual Pool \$375,700.30, Double Pool \$43,863, Exacta Pool \$273,689, Triple Pool \$104,089, Quinella Pool \$42,155, Trifecta Pool \$288,982.

\$2 DOUBLE (2/1) PAID \$15.80 \$2 EXACTA (1-9) PAID \$26.50

\$3 DAILY TRIPLE (7/2/1,4) PAID \$40.80 \$2 QUINELLA (1-9) PAID \$17.40

\$2 TRIFECTA (1-9-6) PAID \$225.40

Bet A Buck winning numbers: 3,5/2,3/2,6/6,7/8,9/6,7/1,7/1,2/1,4,9. Bet A Buck pool \$37,194. 2 tickets with 9 winners paid \$14,844.10.



# Anatomy of a Problem Race

Guest Analyst: Shane

Sometimes, when reading the ads for computer handicapping programs in mail-outs, the DRF and elsewhere, I feel like a cross between Stanislavsky, founder of the 'method' school of acting, and the creator of the soap opera *All My Children*. For over a generation every stage and movie actor seemed like a method-actor clone, and, it seems that *all my children* are producing books and programs based on my concepts, some even using the names and titles I applied.

Andy Beyer was quite prophetic when he wrote, in *Beyer On Speed*, that the Sartin Methodology was the "most interesting development in handicapping" since his speed figures. It seems that virtually every method, computerized and otherwise, on the market today is either a take off on the Beyer speed Figures or the Sartin Methodology. At the same time Andy freely admits the influence of Steve Davidowitz on his figures and I have always paid tribute to Ray Taulbot and Huey Mahl. We all owe our creations to inspirations from others. A few, like Andy, Brohamer and myself are willing to freely admit it – others are not.

The problem lies not in the pirating (that's a form of flattery) but in the proliferation. Only the most naive among you can possibly believe that so many programs based on the same concepts can do other than cause a multitude of handicappers to bet on the *same horses*. Hence, the lowering of average mutuels and increased difficulty in making a profit which, for most, is

already hard enough. Perhaps now you can all understand why I heeded Huey Mahl's 1974 prophecy: that the successful handicapper of the future would have to look at races from a mountain top far distant from the one that the multitudes viewed horse racing.

In attempting this view, you have all joined me on that mountain. Many have complained that the climb was too 'difficult' and the journey's guide used a language too arcane to understand without a dictionary. Yet, as Tom Brohamer said in *Modern Pace Handicapping*, much of the language now common in the handicapper's lexicon originated in this Methodology.

For several years I've been saying that our 'original' mountain is now overpopulated: if we wish to stay ahead of my progeny and others, we must find a new and higher mountain for us all to climb. Many of you are doing this, joining me, Jim "the hat" Bradshaw and a few others, in a new and even more arduous climb.

From this mountain top we will be able to find the higher-paying horses in a maze of favorites and near-favorites. We can no longer do it from an old, much imitated perspective. We must move forward to a new and current reality. I feel truly sorry for those who refuse to accept this fact.

The races seen on the following pages represent typical results of our persistent move forward to ultimate reality.

HOL 05-21-1995 RACE 11 DIST 10 SURF T PURSE \$43,000  
CHAOS FORMULA AND LONGSHOT RATINGS

CHAOS Formula Rating

	94%	95%	96%	97%	98%	99%	100%
LORDL1	131.12	-----+	-----+	-----+	-----+	-----+	-----+
GENER2	130.66	-----+	-----+	-----+	-----+	-----+	-----+
T. H.2	129.27	-----+	-----+	-----+	-----+	-----+	-----+
ESCAN1	129.03	-----+	-----+	-----+	-----+	-----+	-----+
GLORI3	128.49	-----+	-----+	-----+	-----+	-----+	-----+

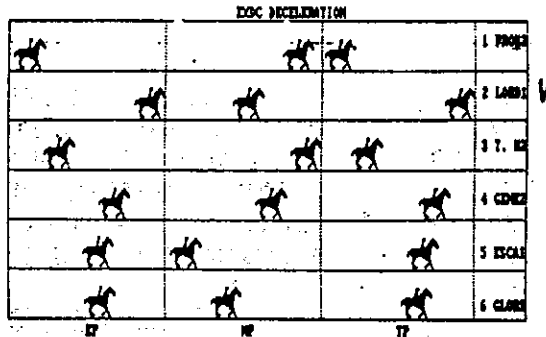

Long Shot Potential Rating

	94%	95%	96%	97%	98%	99%	100%
ESCAN1	108.84	-----+	-----+	-----+	-----+	-----+	-----+
PROUD2	108.63	-----+	-----+	-----+	-----+	-----+	-----+
T. H.2	107.72	-----+	-----+	-----+	-----+	-----+	-----+
GLORI3	105.39	-----+	-----+	-----+	-----+	-----+	-----+
LORDL1	105.36	-----+	-----+	-----+	-----+	-----+	-----+

HOL 05-21-1995 RACE 11 DIST 10 SURF T PURSE \$43,000  
QUAD - R A T E R MATCH UP AUTO

EP R	FINISH R
DREAM RACE	
PROUD -1.33-5	-0.32-5
LORDL 0.00-W1	-0.19-2
T. H. -0.72-3	-0.42-4
GENER -0.28-2	0.00-1
ESCAN -1.67-6	-0.32-3
GLORI -1.09-4	-0.87-5

HERE IS ONE OF THOSE RARE TIMES THAT THE WINNER WAS #1 ON THE EP DREAM RACE AND RANKED \$2, FINISH. THE 3 HORSE EXACTA BOX PAID \$80.



**1168**—SECOND RACE, 1 1/4 Miles Turf, Purse \$43,000, Allowance, 4-year-olds and up.

Index	Horse and Jockey	Wt.	PP	ST	1/4	1/2	3/4	Str.	Fin.	To \$1
1053	Lordlet, C Black	117	3	3	3 <sup>1</sup>	3 <sup>hd</sup>	3 <sup>1</sup>	11 1/2	1 <sup>hd</sup>	9.90
1023	Proudtobetogther, A Sells	117	2	7	7	7	4 <sup>hd</sup>	2 <sup>hd</sup>	23 1/2	2.60
1013	Advantage Miles, Delahoussaye	117	1	1	11 1/2	1 <sup>hd</sup>	1 <sup>hd</sup>	32	3 <sup>no</sup>	7.70
(1006)	Escanabe, F Valenzuela	117	6	6	6 1/2	6 1/2	7	52	4 1/2	13.90
1023	Glorious Fun, K Desormeaux	119	7	4	5 1/2	4 1/2	5 <sup>1</sup>	4 <sup>hd</sup>	5 <sup>1</sup>	.70
1020	General Hi Pocket, P Atkinson	117	5	5	4 <sup>hd</sup>	5 1/2	6 <sup>hd</sup>	6 3/4	6 <sup>2</sup>	42.00
1023	T.H. Fappiano, P Valenzuela	117	4	2	2 <sup>1</sup>	2 <sup>1</sup>	2 1/2	7	7	18.70

3—LORDLET ..... 21.20 9.00 5.80

2—PROUDTOBETOGETHER..... 4.00 3.20

1—ADVANTAGE MILES..... 5.00

Off: 1:31 Time: :23.3 :47.3 1:12 2/5, 1:37 3/5, 2:02 1/5. Track: Cloudy Firm. Winner-b.g.4  
Lord Ave-Goleta Tr-Kathy Walsh Own-Dolan & Sexton. Mutuel Pool \$251,931.90. Double Pool \$150,132. Exacta Pool \$241,222. Quinella Pool \$41,381.

\$2 DOUBLE (3-3) PAID \$157.20      \$2 EXACTA (3-2) PAID \$80.00  
\$2 QUINELLA (2-3) PAID \$28.80

HIA 04-18-1995 RACE 8 DIST 9 SURF T PURSE \$9,500  
 CHAOS FORMULA POWER AND LONGSHOT RATINGS COMPOSITE

#	NAME	L	POR	R	POH-R	R	LS/P	R	W/W
1	PRINC	3	125.47-	7	124.16-	7	107.58-	1 <sup>PL</sup>	
2	ROYAL	1	136.40-	4	127.24-	4 <sup>sh</sup>	98.55-	7	
3	KORYS	1	127.10-	6	126.32-	5	100.90-	5	W/W
4	MIGHT	3	133.99-	5	125.99-	6	105.04-	3	
5	MICHA	3	137.13-	3	129.38-	3	104.88-	4	
6	BUFAL	4	142.16-	1 <sup>W</sup>	130.67-	2 <sup>W</sup>	98.61-	6	
7	CUTLE	2	138.88-	2	132.16-	1	106.87-	2	

R=Rank W/W=Wire to Wire LS/P=Long Shot Potential \*=Hidden

HIA 04-18-1995 RACE 8 DIST 9 SURF T PURSE \$9,500  
 CHAOS FORMULA AND LONGSHOT RATINGS

CHAOS Formula Rating

	94%	95%	96%	97%	98%	99%	100%
CUTLE2	132.16	+	+	+	+	+	+
BUFAL4	130.67	+	+	+	+	+	+
MICHA3	129.38	+	+	+	+	+	+
ROYAL1	127.24	+	+	+	+	+	+
KORYS1	126.32	+	+	+	+	+	+

Long Shot Potential Rating

	94%	95%	96%	97%	98%	99%	100%
CUTLE2	106.87	+	+	+	+	+	+
MIGHT3	105.04	+	+	+	+	+	+
MICHA3	104.88	+	+	+	+	+	+
KORYS1	100.90	+	+	+	+	+	+
BUFAL4	98.61	+	+	+	+	+	+

QUAD-RATER MATCH UP AUTO-S

EP	R	FINISH	R
DREAM RACE			
ROYAL	0.00-1		
KORYS	-2.41-5	-0.22-	2 <sup>sh</sup>
MIGHT	-0.97-2	-5.60-	6
MICHA	-1.62-3	-1.84-	4
BUFAL	-2.81-6	-0.29-	3
CUTLE	-1.79-4	0.00-	1 <sup>W</sup>
		-2.74-	5

IT IS GENERALLY WISE TO ELIMINATE A HORSE THAT DOES NOT RANK IN THE TOP 6, POR OR POH. PRINCE WAS A LESS THAN EVEN ODDS HORSE THAT RANKED #1 LONG SHOT POTENTIAL. I STUCK TO MY DAD'S GUIDELINES AND DID NOT WIN THE \$445 TRIFECTA. I GOT WIN & SHOW ONLY FOR MY TRIFECTA BOX. I'M GOING TO START WEARING A HAT.

**EIGHTH RACE** ABOUT 1/4 MILES. (Turn)(146) CLAIMING. Purse \$9,500 (plus \$1,100 FOA). 3-year-olds. Weight, 122 lbs. Non-winners of two races at a mile or over since February 18, allowed 3 lbs. One such race, 6 lbs. Claiming price \$35,000; for each \$2,500 to \$30,000, allowed 2 lbs. (Races where entered for \$25,000 or less not considered.)

**Hialeah Park** APRIL 18, 1995

Value of Race: \$10,600 Winner \$6,800; second \$1,710; third \$1,140; fourth \$475; fifth \$95; sixth \$95; seventh \$95; eighth \$95; ninth \$95.  
 Mutuel Pool \$95,836.00 Perfecta Pool \$46,390.00 Quinella Pool \$6,900.00 Trifecta Pool \$57,230.00

Last Raced	Horse	M/Eqt.	A.Wt.	PP	St	3/4	1/2	1/4	Str	Fin	Jockey	C/g	Pr	Odds	\$1
31Mar95 6Hia4	Bufalo Erik	Lb	3	116	6	6	5 1/2	5 1/2	3rd	1 1/2	1 1/2	Coa E M	35000	4.70	
1Apr95 12Hia6	Prince Ensign		3	116	1	3	4 1/2	2nd	21	21	26	Venezuela J L	35000	0.90	
8Apr95 12Hia9	Royal Rumor	Lf	3	112	2	1	11	1 1/2	11	35	31 1/2	Rivera J A II	30000	32.70	
2Apr95 5Hia1	Cutler Ridge	b	3	114	8	8	8 1/2	8 1/2	9	5th	4nk	Velez J A Jr	30000	8.30	
23Mar95 6Hia11	Court Approval	b	3	116	9	9	9	9	8 1/2	75	5 1/2	Martin C W	35000	20.50	
21Mar95 3Hia5	Michael's Falcon	Lb	3	116	5	4	3rd	4 1/2	4 1/2	4 1/2	6 1/2	Gonzalez M A	35000	4.50	
18Mar95 5Hia5	Mighty Tomba	Lb	3	112	4	5	6th	63	65	6 1/2	7 1/2	Toribio A R	30000	7.10	
11Apr95 10Hia7	True Tom	L	3	112	7	7	7 1/2	7 1/2	7th	9	8 1/2	Morales C E	30000	37.60	
2Apr95 9Tam1	Korys Blazin Bart	Lb	3	115	3	2	2nd	3rd	51	8th	9	Lopez R D	30000	10.00	

OFF AT 4:08 Start Good. Won driving. Time, 1:48 Course firm.

**\$2 Mutuel Prices:**  
 6-BUFALO ERIK ..... 11.40 4.00 3.00  
 1-PRINCE ENSIGN ..... 3.00 2.40 6.80  
 2-ROYAL RUMOR ..... 6.80

\$2 PERFECTA 6 & 1 PAID \$31.20 \$2 QUINELLA 1 & 6 PAID \$11.80 \$2 TRIFECTA 6-1-2 PAID \$445.40

CHAOS Formula Rating

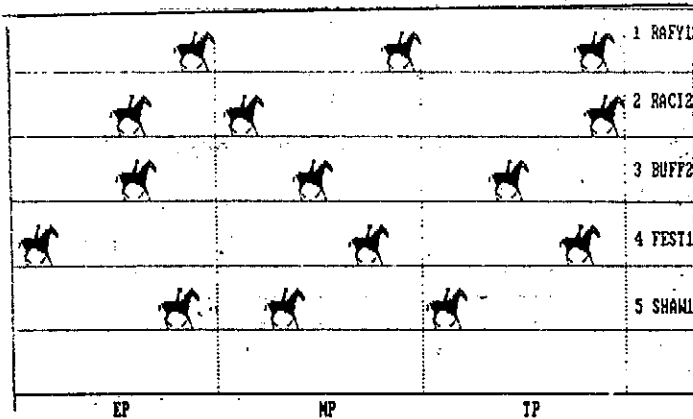
	94%	95%	96%	97%	98%	99%	100%
* BUFFA2	135.99	-----+	-----+	-----+	-----+	-----+	-----+
* FESTI1	132.61	-----+	-----+	-----+	-----+	-----+	-----+
RAFY 1	132.45	-----+	-----+	-----+	-----+	-----+	-----+
RACIN2	131.62	-----+	-----+	-----+	-----+	-----+	-----+
SHAWN1	130.90	-----+	-----+	-----+	-----+	-----+	-----+

Long Shot Potential Rating

	94%	95%	96%	97%	98%	99%	100%
* FESTI1	109.15	-----+	-----+	-----+	-----+	-----+	-----+
* BUFFA2	106.93	-----+	-----+	-----+	-----+	-----+	-----+
# SHAWN1	106.61	-----+	-----+	-----+	-----+	-----+	-----+
RACIN2	104.75	-----+	-----+	-----+	-----+	-----+	-----+
RAFY 1	99.12	-----+	-----+	-----+	-----+	-----+	-----+

HIA 04-18-1995 RACE 4 DIST 7 SURF D PURSE \$6,200  
 Q U A D - R A T E R MATCH UP AUTO

	EP	R		FINISH	R
* DREAM RACE					
* RAFY	0.00	1	-----	-1.81	5
RACIN	-1.22	5	-----	-1.39	3 <sup>st</sup>
BUFFA	-0.08	2	-----	0.00	1
FESTI	-1.15	4	-----	-1.11	2
SHAWN	-0.71	3	-----	-1.56	4 <sup>PL</sup>



THOROMATION & SYNERGETIC MATCH

UP NAIL THE WINNER!

\$ 38.20

WHAT? ANOTHER OF THOSE RARE TIMES THE WINNER WAS #1 ON THE EP DREAM RACE. WHEN FOLLOWING OUR SELECTOR/PACE LINE GUIDELINES, THESE HORSE SHOULD ALWAYS BE INCLUDED IN EXACTAS AND TRIFECTAS. SUBJECT TO ONE'S INTERPRETATION, THE 4 HORSE TRIFECTA BOX PAID \$2,934.80.

FOURTH RACE 7 FURLONGS. (1.20<sup>3</sup>) CLAIMING. Purse \$6,200. Fillies, 3-year-olds. Weight, 121 lbs. Non-winners of two races since February 18, allowed 3 lbs. A race since then, 6 lbs. Claiming price \$10,000; for each \$500 to \$9,000, allowed 2 lbs. (Races where entered for \$8,000 or less not considered.)  
**Hialeah Park**  
 APRIL 18, 1995

Value of Race: \$6,200 Winner \$3,720; second \$1,178; third \$806; fourth \$310; fifth \$62; sixth \$62; seventh \$62. Mutuel Pool \$46,363.00  
 Perfecta Pool \$48,046.00 Quinella Pool \$7,303.00 Trifecta Pool \$48,916.00

Last Raced	Horse	M/Eq.	A.Wt	PP	St	¼	½	Str	Fin	Jockey	C'g Pr	Odds \$1
9Apr95 12Hia4	Rafy My Love	b	3 115	1	5	12½	13½	13	17½	Martin C W	10000	18.10
10Feb95 4GP8	Shawns Sway Back	Lf	3 105	7	1	2½	2nd	24	2½	Rissi L 10	10000	24.20
1Apr95 3Tam4	Racing Cloud	bf	3 115	2	6	7	7	5½	31½	Lopez R D	10000	5.80
27Mar95 2Hia1	Casual Priority		3 118	6	2	42	44	32½	41½	Valles E S	10000	7.70
5Mar95 9Tam1	Festive Cocktail	L	3 118	5	4	5hd	52½	65	54½	Green B	10000	4.70
15Feb95 4GP4	Come Tonight	b	3 115	4	7	63	6½	7	62½	Chapman K L	10000	0.60
7Apr95 6Hia6	Buffalo Bobbie	L	3 108	3	3	31½	32	4hd	7	Veinot T A 10	10000	4.90

OFF AT 2:21 Start Good. Won driving. Time, :232, :461, 1:113, 1:253 Track fast.

**\$2 Mutuel Prices:**  
 1-RAFY MY LOVE ..... 38.20 10.00  
 7-SHAWNS SWAY BACK ..... 15.80 7.80  
 2-RACING CLOUD ..... 7.40  
**\$2 PERFECTA 1 & 7 PAID \$470.60 \$2 QUINELLA 1 & 7 PAID \$181.20**  
**\$2 TRIFECTA 1-7-2 PAID \$2,934.80**

B. 1, (Mar), by Prospector's Bid-Snowjoli, by Lejoli. Trainer Casado Luis. Bred by Luis Casado (Fla).

SAX 04-23-1995 RACE 7 DIST 8 SURF D PURSE \$600 & \$65000 4  
Match Up Move Detector Graphic--RAW

	F1			F2(IT)			F3			P R	P H I L	T A N
	POR	R	PCT	POR	R	PCT	POR	R	PCT			
HILL	57.1	1	99.5	55.9	1	100.0	52.4	3	98.9	1	2	2
KINGD	55.7	4	99.2	55.5	2	100.3	52.9	1	99.9	3	3	
TOSSO	56.2	3	98.9	55.5	2	100.2	51.3	4	99.6	4	5	
CLEAN	57.1	1	96.4	55.9	1	100.8	52.4	3	102.0	1	1	W
LOTTE	56.9	2	99.7	55.0	3	99.7	52.8	2	96.4	2	4	

CHOAS FORMULA POWER AND LONGSHOT RATINGS COMPOSITE

#	NAME	L	POR	R	POH-R	R	LS/P	R	W/W
1	HILL	1	144.08-	1	134.10-	2	99.47-	4	
2	KINGD	3	141.73-	3	133.61-	3	105.15-	2	
3	TOSSO	1	139.71-	4	131.80-	4	104.75-	3	
4	CLEAN	1	144.08-	1W	134.57-	1W	108.60-	1W	
5	LOTTE	1	142.76-	2	131.09-	5	98.61-	5	

R=Rank W/W=Wire to Wire LS/P=Long Shot Potential \*=Hidden

CHAOS Formula Rating

	94%	95%	96%	97%	98%	99%	100%
CLEAN1	134.57	-----+	-----+	-----+	-----+	-----+	-----+
HILL 1	134.10	-----+	-----+	-----+	-----+	-----+	-----+
KINGD3	133.61	-----+	-----+	-----+	-----+	-----+	-----+
TOSSO1	131.80	-----+	-----+	-----+	-----+	-----+	-----+
LOTTE1	131.09	-----+	-----+	-----+	-----+	-----+	-----+

Long Shot Potential Rating

	94%	95%	96%	97%	98%	99%	100%
CLEAN1	108.60	-----+	-----+	-----+	-----+	-----+	-----+
KINGD3	105.15	-----+	-----+	-----+	-----+	-----+	-----+
TOSSO1	104.75	-----+	-----+	-----+	-----+	-----+	-----+

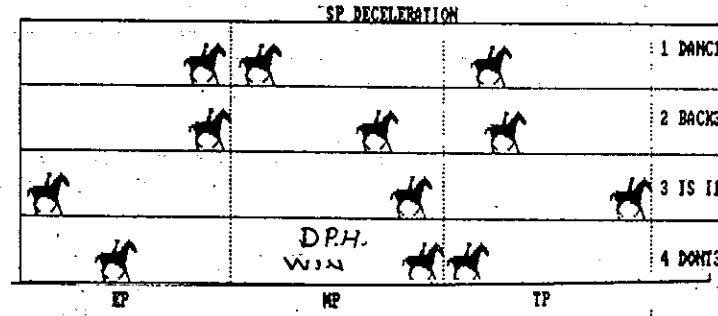
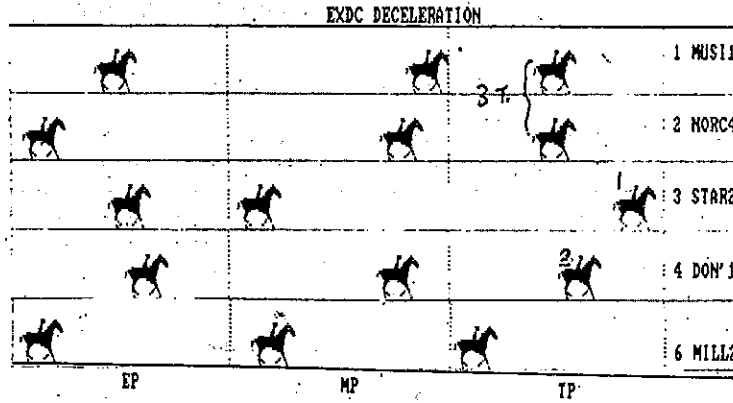
**3801**—SEVENTH RACE. One Mile. Purse \$65,000-added. "Bates Motel." 4-year-olds and up.

Index	Horse and Jockey	WL	PP	ST	¼	½	¾	Str.	Fin.	To \$1
9318	DH-TossoftheCoin, C Nakatani.....	114	3	3	2½	22½	22	1½	1	1.30
9294	DH-Cleante (Arg), C McCarron.....	114	4	4	4½	3hd	3hd	3½	15	13.60
9362	Hill Pass, A Solis.....	114	1	2	1½	1	1hd	2½	3nk	12.00
---	Criollito (Arg), E Delahoussaye.....	116	6	5	5½	6	6	5½	42	2.90
9403	Lottery Winner, L Pincay Jr.....	117	5	1	3½	4½	42	4	52¼	10.90
9318	Kingdom Found, K Desormeaux..	121	2	8	6	5½	5hd	6	6	2.60

DH — Dead heat for first.  
**3—TOSSOFTHECOIN**..... 3.00 2.80 2.40  
**4—CLEANTE**..... 8.20 7.40 4.00 } D.H.  
**1—HILL PASS**..... 4.20

Off: 3:33 Time: :22.2 :45.4 1:10 1:22 1/5, 1:34 4/5. Track: Clear & Fast. Winner-3-ch.h.5  
 Magisterial-Ball Babe Tr-Ronald McAnally Own-Sidney, H Craig. \$480,839.80. Exacta  
 Pool \$443,965. Quinella Pool \$73,028. Triple Pool \$91,139.

**\$2 EXACTA (4-3) PAID \$35.60**  
**\$2 QUINELLA (3-4) PAID \$23.00**



HOL 05-04-1995 RACE 8 DIST 9.5 SURF T PURSE \$48,000  
Match Up Move Detector Graphic--RAW

	F1			F2(TT)			F3			P R	P O I N T	R I T I N
	POR R	POH R	PCT	POR R	POH R	PCT	POR R	POH R	PCT			
MUSIC	56.9	1155.2	497.0	53.7	454.7	2101.9	51.6	1852.0	17100.8	5	5	
NORCL	54.8	1654.4	1699.4	54.5	254.5	3100.0	53.6	1253.9	12100.6	1	1	
COMPL	51.8	1751.2	898.9	54.1	354.0	699.8	54.1	154.4	11100.5	9	7	
STARL	56.7	1255.4	1397.8	52.4	553.1	8101.4	53.2	1353.6	13100.8	4	4	
FINIR	51.2	1850.9	999.5	55.9	156.2	1100.4	52.9	1452.4	1598.9	8	8	
DON'T	56.7	1255.6	1298.2	54.1	354.4	4100.6	52.0	752.2	16100.4	2	3	
CASTL	56.2	1454.6	1597.1	52.4	553.3	12101.7	52.4	1651.6	1998.5	6	9	
POLIT	56.4	1356.4	1100.0	54.1	354.1	15100.0	52.0	752.0	18100.0	3	2	

EVEN THOUGH THIS HORSE WAS SECOND ON THOROMATION'S AND SYNERGETIC MATCH-UP'S EXDC SCREEN AND THE DESIGNATED PLACE HORSE ON SP, REGARDLESS OF THE PROGRAM YOU ARE USING, N E V E R LET A THIRD RANKED HORSE GO OFF AT THESE KINDS OF ODDS WITHOUT HAVING AN ACROSS THE BOARD BET. THIS HAS BEEN STRESSED IN A L L OF OUR MANUALS.

**1054**—EIGHTH RACE. 1 3/16 Miles. Turf Purse \$48,000 Allowance. Fillies & Mares, 4-year-olds and up. Note: Stretch start - rail at 16 feet

Index	Horse and Jockey	WL	PP	ST	¼	½	¾	Str.	Fin.	To \$1
9715	Don't Read My Lips, F Valenzuela	118	8	5	3½	33	3½	1½	1hd	53.00
9682	Mille Nuts, C McCarron	118	9	7	42½	42½	41½	51	21	2.20
9603	Norcliffe Dancer, C Black	116	2	1	51½	51½	5hd	41	3¼	23.00
9673	Musicanf, C Nakatani	115	1	9	82	86	810	8hd	41	1.50
9702	Compy (NZ), A Sells	115	3	2	72½	73	81½	71	5rk	7.00
9603	Finr En Beaute (Fr), K Desormeaux	118	5	3	12	11½	11	21	62¼	6.20
9715	Castle Gardens (Ire), L Pincay Jr.	117	7	6	62	62	71	812	72	11.10
9603	Political Process, P Atkinson	115	8	4	22½	21	21½	5hd	814	22.00
9524	Starth Bronze, M Pedroza	115	4	8	9	9	9	9	9	89.20
No Scratches										
6—DON'T READ MY LIPS		108.00	24.20	13.00						
9—MILLE NUTS		4.20	3.00							
2—NORCLIFFE DANCER		12.00								

HIA 04-18-1995 RACE 7 DIST 8.5 SURF D PURSE \$12,500  
CHAOS FORMULA AND LONGSHOT RATINGS

CHAOS Formula Rating

	94%	95%	96%	97%	98%	99%	100%
*JOYCE1	128.51	---	---	---	---	---	---
NO HO1	127.94	---	---	---	---	---	---
LIL' 3	127.20	---	---	---	---	---	---
OUR D2	126.73	---	---	---	---	---	---
CURRE3	125.37	---	---	---	---	---	---

Long-Shot Potential Rating

	94%	95%	96%	97%	98%	99%	100%
*JOYCE1	107.09	---	---	---	---	---	---
# LIL' 3	106.71	---	---	---	---	---	---
NO HO1	105.20	---	---	---	---	---	---
OUR D2	105.04	---	---	---	---	---	---
CURRE3	98.89	---	---	---	---	---	---

HIA 04-18-1995 RACE 7 DIST 8.5 SURF D PURSE \$12,500  
CHAOS FORMULA POWER AND LONGSHOT RATINGS COMPOSITE

#	NAME	L	POR	R	POH-R	R	LS/P	R	W/W
1	OUR D	2	129.87-	5	126.73-	4	105.04-	4	
2	NO HO	1	131.29-	3	127.94-	2	105.20-	3	
3	JOYCE	1	132.72-	1 W	128.51-	1 W	107.09-	1 W	
4	LIL'	3	130.06-	4	127.20-	3	106.71-	2	
5	CURRE'	3	131.73-	2	125.37-	5	98.89-	5	

R=Rank W/W=Wire to Wire LS/P=Long Shot Potential \*=Hidden

HIA 04-18-1995 RACE 7 DIST 8.5 SURF D PURSE \$12,500

Q U A D - R A T E R MATCH UP AUTO

EP	R	FINISH	R
DREAM RACE			
OUR D	0.00-1		-2.10-5
NO HO	-1.15-4		-0.23-2
JOYCE	-0.95-3		0.80-1 W
LIL'	-0.88-2		-1.01-4
CURRE	-1.43-5		-0.95-3

**SEVENTH RACE** 1 1/4 MILLS (1.402) CLAIMING. Purse \$12,500. (Plus \$1,250 F.O.A.). Fillies and mares, 4-year-olds and upward. Weight, 122 lbs. Non-winners of two races at one mile or over since February 18, allowed 3 lbs. One such race, 6 lbs. Claiming price \$50,000; for each \$5,000 to \$40,000, allowed 2 lbs. (Races where entered for \$35,000 or less not considered.)

**Hialeah Park** APRIL 18, 1995  
Value of Race: \$12,500 Winner \$7,500; second \$2,500; third \$1,625; fourth \$625; fifth \$125; sixth \$125. Mutuel Pool \$63,203.00 Perfecta Pool \$52,917.00 Quinella Pool \$6,247.00 Trifecta Pool \$44,670.00

Last Raced	Horse	M/Eqt.	A.Wt	PP	St	1/4	1/2	3/4	Str	Fin	Jockey	Cl'g Pr	Odds \$1	
14Apr95 10Hia6	Joyce D.	L	6	112	3	4	52 1/2	53 1/2	34	21 1/2	1nk	Nunez E O	40000	2.90
16Mar95 11GP4	Our Diamond Lady	L	4	116	1	2	11 1/2	11	13 1/2	11 1/2	23	Coa E M	50000	4.10
9Mar95 1GP2	Lil' Roo	b	4	113	4	3	6	6	52	46	34	Turner T G	40000	3.20
15Mar95 11GP1	No Holding David	L	5	119	2	1	2nd	2nd	21	31 1/2	41 1/2	Castillo H Jr	50000	1.10
30Mar95 7Hia6	Lookingtoyou	Lbf	4	112	6	6	4 1/2	44	4 1/2	52 1/2	5no	Bracho J A	40000	6.20
7Apr95 14Bir4	Current Gossip	LF	6	116	5	5	32 1/2	3 1/2	6	6	6	Lynch H D	50000	39.10

OFF AT 3:41 Start Good. Won driving. Time, :24 1/2, :47 1/2, 1:11 1/2, 1:38, 1:45 Track fast.

**\$2 Mutuel Prices:**

3-JOYCE D.....	7.80	4.20	2.60
1-OUR DIAMOND LADY.....		5.00	2.80
5-LIL' ROO.....			2.40

WE INCLUDE THIS RACE BECAUSE, ESPECIALLY IN TODAY'S RACING CLIMATE, MAN(Nor Woman)CAN EXPECT TO LIVE ON LONG-SHOTS ALONE. NOTE THAT THE PLACE HORSE, OUR DIAMOND, IS FIRST ON THE EARLY DREAM RACE. IN EACH FOLLOW UP WE HAVE STRESSED THAT, WHILE THIS HORSE SELDOM WINS IT IS ALMOST ALWAYS IN-THE-MONEY. HERE IT KEYS THE \$383 EXACTA; AND CONSIDERING THAT JOYCE IS #1 CHAOS RATED, LIL BECOMES THE #1 LONG SHOT POTENTIAL HORSE. THE TRIFECTA (TRIPLE IN THE EAST) PAID \$7.094.

\$2 EXACTA (6-9) PAID \$383.00  
\$3 DAILY TRIPLE (5,6/4/6) PAID \$3,835.50  
\$2 QUINELLA (6-9) PAID \$123.00  
\$2 TRIFECTA (6-9-2) PAID \$7,094.00





AQU 04-26-1995 RACE 2 DIST 6 SURF D PURSE \$9,000  
CHAOS FORMULA POWER AND LONGSHOT RATINGS COMPOSITE

#	NAME	L	FOR	R	POH-R	R	LS/P	R	W/W
1	HILLR	2	138.79-	5	132.13-	6	107.81-	2	
2	YAZMA	2	146.67-	1W	135.23-	1W	104.75-	6	
3	CLEVE	1	140.54-	3	133.40-	2PL	105.99-	3	
* 4	PET C	3	136.47-	6	129.37-	7	105.78-	4	
5	PRINC	1	140.47-	4	132.51-	5	105.49-	5	
6	NIKKI	3	141.39-	2	133.08-	4	99.67-	7	
7	NEON	3	140.54-	3	133.25-	3	108.65-	1	

R=Rank W/W=Wire to Wire LS/P=Long Shot Potential \*=Hidden

AQU 04-26-1995 RACE 2 DIST 6 SURF D PURSE \$9,000  
CHAOS FORMULA AND LONGSHOT RATINGS

CHAOS Formula Rating


	94%	95%	96%	97%	98%	99%	100%
WYAZMA2	135.23	-----+	-----+	-----+	-----+	-----+	-----+
PCLEVE1	133.40	-----+	-----+	-----+	-----+	-----+	-----+
NEON 3	133.25	-----+	-----+	-----+	-----+	-----+	-----+
NIKKI3	133.08	-----+	-----+	-----+	-----+	-----+	-----+
PRINC1	132.51	-----+	-----+	-----+	-----+	-----+	-----+

QUAD-RATER MATCH UP AUTO

EP R	FINISH R
DREAM RACE	
HILLR -0.59-5	-2.78-6
YAZMA -0.94-6	0.00-1W
CLEVE 0.00-1	-2.58-5
PRINC -0.14-2	-1.84-2
NIKKI -0.50-4	-1.89-3
NEON -0.15-3	-2.55-4

AGAIN, AS IS SO OFTEN THE CASE, THE HORSE OWNING THE DREAM RACE EARLY BAR, PLACES. IF YOU'RE FOLLOWING OUR CONTENDER/PACE LINE GUIDELINES, BE SURE TO ALWAYS INCLUDE THIS HORSE IN YOUR EXOTIC WAGERS.

EXDC DECELERATION



SECOND RACE  
Aqueduct

6 FURLONGS. (1.08) CLAIMING. Purse \$9,000. Fillies and mares, 4-year-olds and upward. Weight, 122 lbs. Non-winners of two races since February 25, allowed 3 lbs. Of two races since February 5, 5 lbs. Of a race since February 2, 8 lbs. Claiming price \$10,000.

APRIL 26, 1995

Value of Race: \$9,000 Winner \$5,400; second \$1,800; third \$990; fourth \$540; fifth \$270. Mutuel Pool \$138,516.90 Exacta Pool \$249,580.00 Quinella Pool \$60,578.00

Last Raced	Horse	M/EqL	A/Wt	PP	St	1/4	1/2	Str	Fin	Jockey	C/g	Pr	Odds \$1
21Dec94	Yazma	f	5 114	2	1	11	1 1/2	12 1/2	14	Martinez J R Jr	10000		7.50
22Mar95	Cleverly Intended	bf	4 110	3	8	21	22	21 1/2	21 1/2	Cooper G J7	10000		6.20
6Apr95	Blazing Clearance	bf	4 112	4	5	8	6 1/2	3 1/2	3 1/2	Dunkelberger T L5	10000		17.60
22Mar95	Princess Ro Ro	f	6 114	6	2	62	3rd	42	42 1/2	Decarlo C P-	10000		2.70
26Feb95	Pet Carr	bf	6 114	5	7	71	7 3/4	5 1/2	5 1/2	Migliore R	10000		6.30
6Apr95	Nikki's Rose	b	5 112	7	4	3rd	51	64	66	Martin G J5	10000		8.10
21Apr95	Neon Delite	bf	4 117	8	3	4 1/2	4th	72	76 1/2	Chavez J F	10000		2.30
31Mar95	Hillraiser	b	4 114	1	6	5 1/2	8	8	8	Graell A	10000		11.10

OFF AT 1:26 Start Good. Won driving. Time: :23 1/4, :47 1/4, :59 1/4, 1:12 3/4 Track fast.

\$2 Mutuel Prices: 2-YAZMA 17.00 8.70 6.80  
3-CLEVERLY INTENDED 10.00 6.40  
4-BLAZING CLEARANCE 9.70  
\$2 EXACTA 2-3 PAID \$7.50 \$2 QUINELLA 2-3 PAID \$5.50

CHAOS Formula Rating

	94%	95%	96%	97%	98%	99%	100%
REINV2	128.47	+	+	+	+	+	+
SIMPL3	126.22	+	+	+	+	+	+
SAMMY1	125.89	+	+	+	+	+	+
BO BO2	125.09	+	+	+	+	+	+
ROYAL1	122.47	+	+	+	+	+	+

Long Shot Potential Rating

	94%	95%	96%	97%	98%	99%	100%
REINV2	108.18	+	+	+	+	+	+
ROYAL1	106.71	+	+	+	+	+	+
BO BO2	106.24	+	+	+	+	+	+
SIMPL3	106.24	+	+	+	+	+	+
AIDAN1	99.82	+	+	+	+	+	+

AQU 04-26-1995 RACE 9 DIST 8 SURF D PURSE \$32,000  
 Q U A D - R A T E R M A T C H U P A U T O

EP R	DREAM RACE
-0.22-2	SIMPL
0.09-1	SAMMY
-1.37-5	AIDAN
-0.24-3	REINV
-2.11-6	ROYAL
-1.26-4	BO BO

FINISH R

REINVEST is #1 CHAOS FORMULA, SO ROYAL BECOMES #1 LONG SHOT. THROW IN SAMMY, #3 AND GET THE \$1,304 TRIPLE (TRIFECTA OUT WEST).

NINTH RACE  
**Aqueduct**  
 APRIL 25, 1995

1 MILE. (132) ALLOWANCE. Purse \$32,000. Fillies and mares, 3-year-olds and upward foaled in New York State and approved by the New York State-Bred Registry which have not won a race other than maiden, claiming or starter. Weights: 3-year-olds, 114 lbs. Older, 124 lbs. Non-winners of two races at a mile or over since February 23, allowed 2 lbs. A race since March 3, 4 lbs. (Races where entered for \$35,000 or less not considered in allowances.)

Value of Race: \$32,000 Winner \$19,200; second \$6,400; third \$3,520; fourth \$1,320; fifth \$960. Mutuel Pool \$191,665.00 Exacta Pool \$258,286.00 Triple Pool \$334,822.00

Last Raced	Horse	M/Eq	L	A	W	PP	St	1/4	1/2	3/4	Str	Fin	Jockey	Odds \$1
21Apr95	Aqu7 Reinvesting Ada	f	4	120	7	5	5	62	72	11	11		Santagata N	4.90
12Apr95	Aqu2 Sammycat	f	3	110	3	7	6	51	4th	21	21		Luzzi M J	6.00
7Apr95	1Aqu1 Royal Idleness	b	4	113	8	2	4	41	5th	31	35		Valdivia J Jr7	47.50
9Apr95	3Kee5 Simply Pleasant	b	3	110	1	6	2nd	1st	1st	4	4th		Krone JA	1.15
20Apr95	5Aqu3 Jazzpacked	b	4	120	5	3	1	21	2nd	5	52		Davis R G	6.00
23Jan95	5Aqu6 Igobacktotheking	b	3	110	4	8	9	9	9	71	61		Chavez J F	25.25
12Apr95	4Aqu4 Bo Bo's Sister	b	3	112	9	1	31	3rd	3	62	71		Velazquez J R	6.20
2Mar95	2Aqu3 Aidan's Breath	b	3	110	6	4	72	8	8	9	8		Pezua J M	12.80
8Apr95	8Pha5 Me First	b	4	120	2	9	85	72	62	8th	9		Martinez J R Jr	47.25

OFF AT 4:48 Start Good. Won driving. Time, :23, :462, 1:123, 1:392 Track fast.

\$2 Mutuel Prices: 7-REINVESTING ADA ..... 11.80 4.40 3.80  
 3-SAMMYCAT ..... 6.00 3.70  
 8-ROYAL IDLENESS ..... 9.40

\$2 EXACTA 7-3 PAID \$77.50 \$2 TRIPLE 7-3-3 PAID \$1,304.00

REINVEST is #1 CHAOS FORMULA, SO ROYAL BECOMES #1 LONG SHOT. THROW IN SAMMY, #3 AND GET THE \$1,304 TRIPLE (TRIFECTA OUT WEST).

Long Shot Potential Rating

	94%	95%	96%	97%	98%	99%	100%
INAH3	106.63	+	+	+	+	+	+
HI TI1	106.20	+	+	+	+	+	+
CASH 2	104.75	+	+	+	+	+	+
PREMI3	100.90	+	+	+	+	+	+
GLITT3	99.85	+	+	+	+	+	+

FOURTH RACE  
**Aqueduct**  
 APRIL 25, 1995

5/8 FURLONGS. (115) CLAIMING. Purse \$13,500. 3-year-olds. Weight, 122 lbs. Non-winners of two races since February 28, allowed 2 lbs. A race since February 9, 4 lbs. A race since January 14, 6 lbs. Claiming price \$16,000, for each \$1,000 to \$14,000, allowed 2 lbs. (Races where entered for \$12,500 or less not considered.)

Value of Race: \$13,500 Winner \$8,100; second \$2,700; third \$1,485; fourth \$810; fifth \$495. Mutuel Pool \$168,219.00 Exacta Pool \$300,258.00 Quinella Pool \$67,351.00

Last Raced	Horse	M/Eq	L	A	W	PP	St	1/4	1/2	3/4	Str	Fin	Jockey	C/g Pr	Odds \$1
24Mar95	5Aqu6 Inahat	b	3	112	1	4		61	51	3	11		Martinez J R Jr	14000	8.50
25Mar95	9Aqu9 Big Blackbird	bf	3	111	4	6		8	7th	51	2nd		Perez R B5	14000	9.30
10Apr95	5Aqu2 Hi Time Ruler	b	3	120	8	1		3rd	21	1st	3rd		Chavez J F	16000	1.20
23Jan95	4GP10 Zentrepreneur	b	3	114	3	7		7	8	65	41		Decarlo C P	15000	26.00
10Apr95	5Aqu3 Cash That Ticket	b	3	105	6	5		41	32	4	5th		Valdes R A7	14000	4.20
10Apr95	5Aqu4 Bud The Carpenter	b	3	113	7	2		21	1st	22	613		Dunkelberger T L5	16000	7.70
22Apr95	2Aqu6 Glittering Wolf	b	3	116	2	8		51	61	7	7		Pezua J M	16000	4.20
10Apr95	5Aqu7 Premier Ensign	b	3	116	5	3		1	4	8	8		Mojica R Jr	14000	37.50

OFF AT 2:21 Start Good. Won driving. Time, :222, :462, 1:13, 1:194 Track fast.

\$2 Mutuel Prices: 1-INAHAT ..... 19.20 9.90 3.60  
 4-BIG BLACKBIRD ..... 8.80 4.10  
 8-HI TIME RULER ..... 2.40

\$2 EXACTA 1-4 PAID \$146.50 \$2 QUINELLA 1-4 PAID \$72.00

NEVER OVERLOOK THE POWER OF THE HORSE THAT IS #1 LONG SHOT DETECTOR.

Finally, on the lowest average mutuel day in Hollywood Park's history, when all low payoff horses were top rated, this one saving Trifecta that made Shane's day.

HOL 05-25-1995 RACE 7 DIST 6.5 SURF-DIRT PURSE \$29,000  
CHAOS FORMULA AND LONGSHOT RATINGS

#	NAME	L	POR	R	POH-R	R	LS/P	R	W/W
1	THE W	2	152.88-	3	139.87-	3	105.12-	2	W
2	KALEM	3	160.51-	1	144.48-	1	99.80-	5	
3	RIVER	3	148.51-	7	136.99-	6	99.80-	7	
4	DUTCH	3	152.60-	4	140.03-	2	105.04-	3	FL
5	SEISM	1	149.47-	6	138.55-	5	107.86-	1	
6	BRICK	5	151.98-	5	139.24-	4	99.70-	6	
7	BEN B	2	154.88-	2	139.87-	3	104.35-	4	Sh

QUAD-RATER MATCH UP AUTO

EP	RACE	R	FINISH	R
DREAM	RACE			
THE W	-0.73-	4	-2.19-	4
KALEM	0.00-	1	0.00-	1
DUTCH	-0.46-	3	-1.51-	3
SEISM	-1.37-	6	-3.08-	6
BRICK	-0.16-	2	-2.80-	5
BEN B	-0.77-	5	-1.49-	2

**1192**—SEVENTH RACE, 6½ Furlongs Purse \$29,000. Claiming, 3-year-olds. Claiming Price: \$32,000-28,000

Index	Horse and Jockey	Wt.	PP	ST	¼	½	¾	Str.	Fin.	To \$1
1145	The Wheelder, C Nakatani	115	1	8	8			5 <sup>2</sup> / <sub>2</sub>	1 <sup>2</sup> / <sub>4</sub>	3.50
9764	Dutch, A Solis	118	4	2	2 <sup>1</sup> / <sub>2</sub>	2 <sup>1</sup> / <sub>2</sub>		1 <sup>hd</sup>	2 <sup>1</sup>	1.60
(9761)	Ben Bolt, C McCarron	116	8	5	5 <sup>1</sup> / <sub>2</sub>	4 <sup>1</sup> / <sub>2</sub>		4 <sup>1</sup>	3 <sup>nk</sup>	25.40
9780	Rivermeritsdream, G Stevens	115	3	3	4 <sup>1</sup> / <sub>2</sub>	3 <sup>hd</sup>		3 <sup>hd</sup>	4 <sup>5</sup>	11.30
---	Ma's Resurrection, C Black	116	6	6	1 <sup>1</sup> / <sub>2</sub>	1 <sup>1</sup> / <sub>2</sub>		2 <sup>1</sup> / <sub>2</sub>	5 <sup>1</sup> / <sub>4</sub>	6.30
---	Kalempress, E Delahoussaye	116	2	4	3 <sup>1</sup> / <sub>2</sub>	5 <sup>2</sup> / <sub>2</sub>		6 <sup>1</sup>	6 <sup>3</sup> / <sub>4</sub>	10.60
(1135)	Seismic Activity, M Garcia	115	5	7	7 <sup>2</sup> / <sub>2</sub>	7 <sup>2</sup> / <sub>2</sub>		7 <sup>1</sup> / <sub>2</sub>	7 <sup>nk</sup>	7.60
9728	Brick By Brick, K Desormeux	118	7	1	6 <sup>1</sup>	6 <sup>1</sup> / <sub>2</sub>		8	8	6.90

No Scratches

1—THE WHEELDER	9.00	3.40	3.00
4—DUTCH	3.00	2.60	
8—BEN BOLT			7.00

**\$2 TRIFECTA (1-4-8) PAID \$210.60**

BOXING TOP 4,  
AS PRESCRIBED

CONCLUSION: All follow Up races published in the past year have used our prescribed contender/ pace line selection procedure. If you're not getting these kinds of payoffs we can only conclude that you're failing to follow that prescription. OR, if you're downloading, trying to second guess the pace lines offered in ANY of Jim Bradshaw's downloading program. When we tried to teach the procedure via insight, intuition and other means, everyone asked for an automatic method. When we provided one, many of you decided you knew better and returned to zig zag subjective techniques. I guess it all goes back to, "You can lead a horse to water to water but you can't make him drink" – or is it, "THINK CONSISTENCY", even if not universally optimal, is the key to success. Subjective zigging and zagging brings failure to all except for those who, from their own consistent successful experience, have conquered the problem.

**The BEST handicapping book  
written in the last 20 years –  
*Read it!***

# **MODERN PACE HANDICAPPING**

## **Tom Brohamer**


There is a revolution going on in the world of thoroughbred handicapping. One of its leaders is Tom Brohamer, who, in *Modern Pace Handicapping*, shares his knowledge of pace and shows how to become a sure winner.

Written by a leading practitioner of the Sartin Methodology, *Modern Pace Handicapping* is the first, last, and only word that matters on pace in thoroughbred handicapping.

While previous handicapping methodologies have paid some attention to pace – the horse's rate of speed at various times throughout the race and the factors that affect it – no one has been able to provide a convincing synthesis of all the issues of pace. Until now. In *Modern Pace handicapping*, Brohamer illustrates that fractional times, running styles, turn times, track variants, and final times are all interrelated, and not independent factors when it comes to pace handicapping. Brohamer's secret of pace is a computer -assisted strategy based on the energy distribution of racehorses utilizing velocity ratings rather than the more familiar seconds and fifths of seconds.

...excerpt from the dust jacket

Published by William Morrow and Co., Inc.  
New York



**POR/POH**  
PAGE OF RACE/PAGE OF HORSE

# Quad-Rater

**with Long Shot Detector**

with Velocity • Energy • Chaos Formula

**POWER RATINGS & LONG SHOT DETECTOR**

copies with a simple 2 stroke command to:  
SYNERGETIC MATCH UP II, ENTROPY II and THOROMATION  
Accepts downloaded files via any AODDS or XTOR programs.

**\$229<sup>00</sup>**

CA residents add 7.75% tax

**Installable version - \$259<sup>00</sup>** Installs to the directory of your choice on your hard drive

## ≡ FACTOR EVALUATOR ≡

With this proven, thoroughly tested key to higher profits, you can determine precisely which of your computer readouts to use in your wagering decisions for WIN, PLACE and SHOW ...AND FOR EXACTAS & TRIFECTAS

No more confusion over readout interpretation. No more Firsts and Thirds in your Exacta boxes. No more missing Trifectas because you left out the Show horse.

Regardless of which Sartin program you use, Factor Evaluator will provide you only with the proven, viable factors that produce an abundance of horses that Win, Place or Show.

Includes a special Option Screen for YOUR readout selections.

Has none of the complex, difficult instruction procedures common to commercial spreadsheet programs!

**\$49<sup>95</sup>**

CA residents add 7.75% tax

## Look for your flyer in the mail!

THE SARTIN METHODOLOGY presents

**The Only East Coast Workshop for 1995**

# JULY 29 & 30

with private consultations available July 28

### **TOM AINSLIE**

*Our Special Guest - The Dean of North American Handicapping author-experts.*  
- **Success in Handicapping from the Perspective of Today's Realities** -  
- **The Sartin Methodology: Much Imitated, Never Duplicated** -

### **JIM "THE AODDS HAT" & LEROI BRADSHAW**

**The Match Up and correlating and confirming AODDS "Black Box" with  
TODAY'S Advanced Sartin Methodology**

### **GLENN CONNOLLY**

**"Most Helpful" Sartin Methodology Teacher on the East Coast**

### **JOE DEACY**

**The Big Apple's #1 Handicapper**

### **"Doc" SARTIN ...OF COURSE**

**FACTOR EVALUATOR • QUAD-RATER  
SYNERGETIC MATCH UP II • THOROMATION  
AODDS - Demonstrated, Dissected & Explained  
AND INTRODUCING - PACE LAUNCHER**

*WE WILL COVER ALL OF THIS AND MORE...SO BRING YOUR LAPTOP*

**Workshop Manual  
Sunday Afternoon at the Track!\*\***

**\$199 clients\***

**\$349 client couples**

**\$250 non-client**

**This workshop will be held at  
Quality Inn - Sports Center Complex,  
Newark, NJ**

\*ALL CLIENTS have a current Follow Up subscription - however not all Follow Up subscribers are clients !

\*\* Not included in workshop fee

