


# The FOLLOW UP

with Howard G. Sartin, Ph.D.

EVOLUTION

ISSUE # 50



HANDICAPPING REVOL

## UPDATE POTPOURRI

Publisher's Desk _____	1
On Line with Shane _____	7
Editor's Desk _____	8
Computer Column _____	11
From The Top _____	14
BRIS Forum _____	18
Preview of Coming Attractions _____	21
Commentary _____	26
Psychology of Winning _____	31
Vox Populi _____	37
Book Review _____	41
Reinventing the Wheel _____	46
Q&A _____	49
Factor Evaluation by Lou Kjos _____	57
Anatomy of a Problem Race _____	70

The FOLLOW UP is published six (6) times a year by O. Henry House, Inc. in conjunction with the Inland Empire Institute. Subscription price is \$72 per year third class mail and \$87 per year first class & Canadian mail. Back issues available @ \$12.50 ea. California residents add 7.75% sales tax. If you have any problem with your subscription or have a change of address, please contact O. Henry House at the address below. All information in this publication is for informational purposes only.

# The FOLLOW UP

**O. HENRY HOUSE, INC.**  
1390 E. 6th Street, Ste 5  
Beaumont, CA 92223  
909-845-5907  
between 1 and 3 Pacific time

Please address all correspondence to this address. This includes submission of material for publication consideration, letters to the editor, opinions, comments - whatever.

Thank you,  
Spencer Toner  
Managing Editor

**O. HENRY HOUSE, INC.**  
THE SARTIN  
METHODOLOGY  
1390 E. 6th Street #5  
Beaumont, CA 92223



## STATEMENT OF POLICY

The Sartin Methodology is based in Psychotherapy and its goals are NOT directed toward fostering the illusions or delusions of gamblers seeking magic solutions for picking winners. We are primarily a healing arts organization dedicated to providing an alternative solution to mainstream psychiatry's prescription of total abstinence for non-winning handicappers. Our slogan is - and always has been -

**"THE CURE FOR LOSING IS WINNING"**




COPYRIGHT 1993 O. HENRY HOUSE, INC.

All right reserved. No part of this work may be reproduced or transmitted in any form or by any means, electronic or mechanical, including photocopying and recording, or by any information storage or retrieval system, except as may be expressly permitted by the 1976 Copyright Act or in writing from the publisher.

Post Performance and Results charts copyrighted by Daily Racing Form, Inc.



FROM THE  
**Publisher's  
Desk** Doc Sartin



First, congratulations to client Peter Tolan. He is the creator and producer of the new George Wendt Show (CBS, Wednesdays at 8:00 PM, Pacific Time). Peter is also an excellent handicapper, having capitalized from his use of Quad-Rater in an amount exceeding Wendt's monthly salary. CBS, however, has ceased to be the #1 network either in ratings or brainpower. Tolan's Wendt Show is now up against Roseanne – one of the most established of the top sitcoms. It also goes smack up against Beverly Hills 90210 and Baywatch which is the most watched show in the entire world. CBS should move Wendt to Saturday night, where competition is virtually non-existent and let it establish a loyal audience and THEN move it against the top guns.

Regardless of the questionable mentality of CBS' programming department, Peter Tolan has done what many aspire to, but few ever accomplish. He has written for top TV shows, like Murphy Brown, and has packaged and become a producer of a show drawn from his own original idea AND is a successful handicapper. As tough as it is to make it in Hollywood, there are more working screen writers and producers than there are truly successful handicappers. To reach the zenith in both is the rarest of rarities. Too bad the programming department of CBS won't hire executives with Peter's perception.



When conducted honestly and dedicated to the success of its clients (customers to others) the purveying of handicapping Methods and information is a self-destructing business. At least it *should* be if one's object is to help people to help themselves to become winners. Huey Mahl said it years ago: "Teaching successful handicapping is a labor of love."

Since he wrote that a number of people, whose names shall be withheld to protect the guilty, have proved it otherwise. Advertisements for handicapping systems and computer programs are beginning to openly declare that their material contains the essence of our method. Either that or they're promising riches far beyond the realm of even that which dreams are made of. And, despite Huey's statement, they are making big profits from selling pie-in-the-sky - the illusionary pot of gold at the end of a non-defined rainbow.

In our own case, the number of consistently winning clients grows yearly. Many never stick it out to reap the rewards, but those who have, benefited greatly. If clients stick to it, someday I'll be out of a job. When that happens, it will mean that I did the job I set out to do, so I won't mind. I'll just limp off to the nearest race book and sustain myself by handicapping until I'm too ancient to read the form or the AODDS or XTOR readouts. Then I'll go off to an old folks home and all you winners with fond memories of my attempts to help you reach your goals can send me baskets of fruit or some other soft foods...but let's not rush it.

Referring back to my comments about the adventurers who insist upon fiddling with the 3 Year Best Times and Speed Rating Features in Quad-Rater, programmer Guy Wadsworth has offered a very appropriate phrase: ADVISE and DISSENT. I ADVISE, the Adventurers DISSENT.

If you happen to be one of the dissenters, I must again remind you that you do so *at your own risk* and against long and comprehensive testing of the program, in which we did try using pars and so-called "normative" times *instead* of 3 Year Best. Even as our similar testing of Phase I (TPR) proved that the best par times (Gordon Pine), were not as predictive as the use of DRF Speed Rating and Variant, the recommended prescription for using Quad-Rater has been proved superior at tracks of all sizes and classed throughout the U.S., Canada, Mexico, and the Pacific Rim.

However, in all future programs there will be a feature that will allow anyone who chooses to exercise their mainstream oriented egos to DISSENT at will. In Thoromation and Synergetic Match Up II you can do it NOW. When you see the Adjustment Screen, just press 3 and enter an adjustment that strokes your ego. When all other programs have this feature no one will be denied free moral agency which is the sacred right of all under the basic principle of democracy.

When exercising this right, be it at the voting booth or in handicapping, responsibility for the final result lies with the individual. So, if you should happen to call or write for help, be sure to mention that you used your adjustment concepts, not ours.

To all ignoring advice in favor of dissent, I say "Good luck—you'll need it."



Here is a quote from distinguished expert Barry Meadow, (used again in another article, this issue). His contention is that the premise is decidedly false:

*"We have found that our picks tend to win at the same rate no matter what their board odds."*

The unique thing about all of our four call programs is that, when properly used, they do not distinguish between favorites and higher paying contenders. They are designed to isolate winners and in-the-money horses. But one must realize that no program will do this *unless you put those horses in your computer*. This is why Quad-Rater works so well with Synergetic Match Up and Thoromation. It forces you, providing you accept the guidelines in the manual, to put in the kind of horses that our research proves pay the higher mutuels.

Last issue, our 9th Anniversary Follow Up, I took note of the fact that since the inception of this journal we've published the equivalent of *ten 340 page books!* In those pages we started a lot of trends, originated a bevy of new words and phrases as applied to handicapping and learned a lot about other purveyors of handicapping "information" who followed those trends and who, at first mocked the words and phrases and then turned around and outright copied or imitated them and had the audacity to claim them for their own. To quote Tom Brohamer from his great book *Modern Pace Handicapping*:

**...The measurement and application of energy distribution is a concept original to the Sartin Methodology. The realization that a horse distributes unrecoverable energy throughout a race is not a breakthrough idea. It is basic to an understanding of physical exertion. *Measuring* the level of exertion is original and represents some of the most creative thinking in modern handicapping.**

**Much of what has become the terminology of modern pace handicappers has its origins in the Sartin Methodology. Early Pace, Sustained Pace, Average Pace, Energy expenditure, Brohamer Models, Track profiles, are concepts developed and tested by the Sartin-PIRCO collaboration. I owe many of the insights in this book to my association with this loose framework of handicappers. I value that experience. It's a matter of credit due.**

I just re-read this book for the umpteenth time. Despite certain improvements we've made since its publication, it is by far the BEST single work on handicapping since Ainslie combined literacy and horse racing in the 1960's. It is certainly superior to any other work dealing with pace or figure handicapping. In my heart I believe my opinion in the matter is not related to the fact that the book deals largely with my own endeavors. It stands on its own as a masterpiece.

How naive I was until about 1989. In the beginning I thought that all persons whose intention it was to take handicapping seriously had read all the viable books on the subject and knew at least as much as I before my research and development started in 1975. I was wrong.

I also thought that the field of acknowledged "experts" must be an honest group with integrity guidelines similar to any other worthwhile profession. I was doubly wrong. Although I did meet a few in the early to mid 80's who started out that way. Then I sadly watched as they were corrupted by monetary success and became hustlers preying on others who were, and remain, as naive as I was in the beginning.

Then, of course, I met Tom Ainslie, who from the start kept the same purity and integrity of purpose he had before he wrote his first handicapping word. To a certain extent that also applies to Andy Beyer who, despite those who will protest, hasn't changed much since *his* first contribution.

I'm only mildly disappointed in the "outside experts" who have "sunk to this little measure". I am chagrined at the depths to which certain persons who once declared themselves as devoted Sartin Followers have sunk by literally and openly purloining my material and my words and charging from three to four times as much for it as we do. I should have expected it, however. To a man, they kept telling me: "YOU don't charge enough." "YOU'RE not a business man." "YOU should triple your prices."

To you I will answer as I did to them: If people are NOT winning with our material it is worth NOTHING. If they are winning, it is worth FAR MORE. But NOT in money. Its value lies in the loyalty and dedication of all those who have learned to win consistently under our aegis but through their own efforts. From them come my reward. It's not in the bank or in stocks and bonds, it is synthesized in the Vox Populi segment of each Follow Up.

I almost wrote here that one cannot buy this kind of response. But I am wrong there because I do know people who buy their endorsements. They pay people to write plaudits about them to leading journals and to so-called "consumer protection" periodicals.

The sad thing is that these paid tributes are believed by an endless stream of consumers: Horse-players dreaming of a pot of gold lying at the end of the easily accessible delusional but non-existent rainbow.

From the beginning I have asked people so deluded NOT to join us. I have stressed that winning is NOT simple, that it demands work and dedication. I have earnestly tried to screen out people on whom the "feather merchants" feast like locusts on wheat. Still there have been those with more money than sense who have managed to join us who seem almost like constitutional psychopathic inferiors in their inability to comprehend either/or concept and material.

they write is a "Remembrance of Things Past," unsupported by current research or reality. In short they are resting on the laurels of their first work which, all too often is honed from the work of someone even more distantly removed from NOW than they.

I refuse to fall into this tempting trap. YOU should resist it even more. Ever on-going research is absolutely essential to stay ahead of the horsePLAYING and handicapping mob. Being immune to popular myths is an absolute requirement for success.

This is why I become so appalled when I hear clients echoing falsehoods as if they were their own reality. What they represent, in truth, are self-fulfilling prophesies not substantiated by genuine records but supported by myths purveyed by so-called experts.

In handicapping YOU and an accurate set of YOUR records constitute the only *genuine* expertise. This is why we created the Factor Evaluator; and I'm willing to offer odds of 8 to 1 that it will be our lowest selling and least used computer program despite its almost give-away price. It will save us a lot of letter writing and phone appointment time, however. Because when asked "What readout(s) should I use?" We'll merely answer, "What does your Factor Evaluator say?"



I recently encountered a number of individuals seeking to make a living through SPORTS BETTING. One even asked one of our programmers to make him a program that would produce Basketball Winners via various propositions including, but not limited to "Over and Under", "Home Team Advantage" and "Beating the Spread".

Sports betting, basketball specifically, offers win odds of 10-11 or the equivalent of a \$2 bet producing a \$3.82 mutuel. Make it \$3.85 based on getting a positive breakage. Why is that such people, including some of our own clients will, with little anxiety, bet from \$50 to \$200 on a basketball game when, even if they beat the spread, et al, and win the bet, get less than I'll take on a show bet? Then they declare that they make more on Sports Betting than they do handicapping. They may gross more money only because they don't (won't) bet the same \$50 to \$200 on a horse to win, much less to show. I know a lot of "value" oriented "horseplayers", even handicappers who would seldom, if ever, place a win bet on an even odds horse that actually pays \$4 for every \$2 wagered who, with impunity, make sports bets that pay less profit than I'll accept for show.

Yet, sports betting, in Nevada and elsewhere, takes in far more revenue each year than horse race betting even if you throw in standard breds and Quarter horses. If everyone correctly analyzed the relative odds available from handicapping races as opposed to sports, our field would be number one. As it is these facts might induce more of you to appreciate the relative value that lies in Place and Show wagers.

Perhaps you'll even DO something about it, analyzing the FACTORS that produce Place and Show horse via your Factor Evaluator.

We received an eloquent letter from a client suggesting that we operate a computer "Client Bulletin Board". The idea has a lot of merit and we're looking into all ramifications, including cost and charges, that would be essential to implement one. For a time we were thinking of using the Past Performance Plus Bulletin Board for this purpose but there were flaws in that idea that we couldn't overcome because it would have to be headquartered here or get out of control.

Also I could never sanction a Bulletin Board where clients could "chat" with each other. The answers to various questions would then be subjective with the persons doing the asking and answering which, unfortunately, often adds up to the blind leading the blind under the MIS-assumption that the information was official. I've included a few of the messages from the BRIS Bulletin Board in a separate article, this issue.

Against all the illustrious research and clinical data compiled by the Behaviorists who, for many years dominated psychological thinking, certain persons seem to possess an apparent genetic incapacity to function successfully in a stochastic environment. Yet, these same individuals achieve MAJOR success in other fields from the healing arts to law and engineering as well as many others. Handicapping is the field where most purveyors operate under a non-written, unspoken "caveat emptor". Over half of our "information package" telling about ourselves, is dedicated to a very specific and strict caveat posed *up front* before any purchase is made. Yet, many people seem to think that our description of handicapping success as being considerably *less* than easy, is just an advertising gimmick; using reverse psychology to make our service even more appealing. Such is not the case. Our information package is written in language designed specifically to discourage those who we describe as *horseplayers*.

Those who read and ignored my warnings have only themselves to blame when they cry "can't (read: *won't*) understand." Yet, despite their refusal to live up to their part of the stated agreement, we dedicate much of our time working to make winners out of *functional fools* (by functional fools, I mean people who act like fools in handicapping even though they are quite bright in other fields).

While 1995 is the ninth anniversary of the Follow Up, I am reminded that it is the Twentieth Anniversary of the Methodology. It certainly has been an interesting twenty years. I've met and worked with some of the finest people in the world including a large percentage of our clients and my original "criminals". Our current charter, teaching and ancillary members. I've also met some of the biggest charlatans in the world; a multitude of those carrion who feast on a misguided segment of the public who dream of handicapping success. My original truck driver felons were angels by comparison.

May God bestow upon both the noble and the evil all they deserve.



Our mailbox has been filled with congratulatory messages for our last issue #49, our 9th anniversary issue. Its underlying theme was *Don't Rest on Yesterday's Laurels*. All too many acknowledged experts, many of whom you know and respect as I do, have failed to accept racing's NOW realities.

I have heard utterances from some of the above, such as "I have nothing left to prove." When I heard it I didn't argue. I've made enemies of enough experts to last a lifetime. I don't need any more. Yet, this statement is germane to the mainstream. In handicapping, as with making hit movies, you're only as good as your last picture. Look at Kevin Costner. Three flops in a row and he's desperate, both on a personal behavior and professional level, for a comeback flick to restore the fame he achieved in *Dancing With Wolves*. The same is even more true for handicappers. But in our case I have to draw the line between handicapping stars, those whose fame springs from their ability to win and those whose reputation is based on their writing.

I know certain persons – in and out of our group – who can *still* win despite their disregard for certain aspects of current reality. Their abilities are innate and cannot be reduced to the written word. When they DO try to describe their skills in writing no one else can seem to duplicate what *they* can do. These are the performers who, much like Clint Eastwood, almost always appear in "pictures" that have positive grosses. Then there are the writers who have a great influence on the handicapping public who seem to write the same book over and over again. Like formula writers of soap operas and many TV series. Their philosophy seems to be if it worked the first time keep repeating it. In handicapping that repetition ends up in an episodic saga that would flop on TV.

But NOT in handicapping literature. Ours is a unique field in which yesterday's news is perceived by most consumers as being a kind of deistic wisdom that is forever fresh and absolute. In truth what

Nothing wrong with the CONCEPT of a Bulletin Board if monitored for purposeful lies and slander. But often this is NOT the case. You should see some of the nefarious contrived messages sent out on Prodigy's Bulletin Board. They were abysmally subjective and often vicious.



Currently "Dial-A-Hat" is absorbed with answering questions about downloading by those who cannot seem to bring themselves to use the DOS information supplied in the manuals that came with their IBM compatible computers. SO, Shane has been doing an admirable job of keeping phone appointments in which he answers ALL questions, regardless of their nature with a degree of kind patience that he must have inherited from his mother. He certainly didn't get it from me!

But, he's GOOD and his answers are valid and I'm proud of his skills both as a picker of winners and exotics, especially high priced ones, and his ability to communicate with both the "ept" and inept. Shane is open for appointments weekdays. Call during phone hours (909-845-5907 - 1 to 3 PM Pacific time - weekdays) to schedule an appointment for AM or PM.



---

## **Notice**

---

**We are trying to ease Jim Bradshaw's work load. With the advent of XTOR, AODDS and the process of downloading from BRIS, he is literally swamped with phone calls on the technical aspects of downloading. This leaves him with little time for answering handicapping questions. As a result we ask that you help out by making phone appointments with Shane here at the office. He is a very patient and, because he's never enjoyed the luxury of Jim's unique insights into a race, is totally computer dependent. Hence, he has experienced and subsequently overcome many of the same problems you may have. If he doesn't know the answer, he'll consult with me and get back to you at our expense. To schedule an appointment call us at 909-845-5907 between 1 and 3 PM Pacific time. Your appointment will be scheduled for that afternoon or next morning depending on how many appointments are on the books.**

**Doc**





# ON LINE

## ...with Shane


### SAVING RACES FROM XTOR TO QUAD-RATER

After picking pacelines, save race using the Fractal format. Choose REGULAR format for Synergetic Match Up II, Thoromation, Entropy II, and all other Sartin Programs with 4 call entry formats. For a printout of a race with all pacelines from XTOR, press C for Copy printout.

IF YOU ORDER AN INSTALLABLE VERSION OF QUAD RATER and you are using XTOR or AODDS, you can request that Quad Rater be installable to the C:\HRACE directory on your hard drive. This will allow you to work with Quad Rater right from that directory. Please, be sure to note down on your order that you wish to install Quad Rater to the HRACE directory as the INSTALL program on Quad needs to be "customized" to do this.

**A NOTE ON LASER/LASERJET PRINTERS ...** A client called with a problem printing graphic screens on his Hewlett Packard laserjet printer. I suggested he call the manufacturer to see if there was a command that would make the printer print these graphics. He did, and then called back to say that they told him to type: GRAPHICS HPDEFAULT at the DOS prompt before getting into the program (in this case it was Quad Rater's "cigar" graphs that wouldn't print). So, before you call me at the office with a printout problem, check with the manufacturer of YOUR printer to see if there is a command needed to make it print the graphic screens.





FROM THE  
**Editor's  
Desk**



Harold Byrd sent a book on investing in the stock market, "How to Make Money in Stocks" by William J. O'Neil.

For decades Harold has used the stock market to further multiply his horse race winnings. An octogenarian with a minor in mathematics plus his degree in engineering, Harold saw and acted on the rewards of successful investing in racing beginning in the 1930's. It sounds so colorful when Harold tells of betting multiple horses in the same race with bookies in the depression days of New Orleans (He could trade up to a new roadster for a couple of hundred dollars, *what a sport!*). The Sartin Methodology and its applications are where his handicapping reached the greatest returns. He had to leave Las Vegas in the pre-pari-mutuel era, because the casinos turned down so many of Harold's winning bets. He now lives in San Diego near the Mexican border. In Mexico he soon encountered the same problems he had in Vegas. He now has a Connecticut OTB account and is near an Indian satellite facility.

Comparing *our* investment medium to the stock market has so many parallels and similarities. To really be successful in the stock market takes equal discipline to our betting the horses. Buying stocks and holding them over the long run gives the average investor a return of 9% compounded annually using a diversified portfolio of stocks. This is pretty well accepted and proven. What isn't accepted and proven to the public at large is that better profit, percentage wise, is an expectation that can be reached daily at the track. But to be fair, the stock market can handle a huge

volume of capital and the stock price goes up not down as the money rolls in on a selected stock. Whereas, the odds go down on a horse as the bets increase.

I find in O'Neil's book lots of parallels and lessons that apply to horses. To quote: "Portfolio theory, a strictly theoretical approach that emanated from statisticians in the academic world is NOT recommended. This effort has proven to be a complete waste of time, since the theories were built on assumptions that were not true. One of the reasons that it gained acceptance was many institutions did not understand the market as well as they should have and were, therefore, susceptible to the seemingly plausible application of statistical formulas by college professors."

O'Neil continues with: "All the random-walk theories, to me, are like the experts who claimed a baseball didn't curve, that it was just an optical illusion.

The only thing that can be said about these overeducated, sheltered experts is that they certainly never had to stand at home plate and have a pitcher fire a pitch right at their head before curving a foot and a half over the outside edge of the plate where it was impossible to hit. Actual experience quickly unravels a lot of academic theories."

Dr. Sartin has warned us again and again about the dangers of listening to the so called experts when we study handicapping to make money.

In reading this book that Harold Byrd sent, it seems so easy to substitute the words: horse and race for the words stock and market. The principles of investing get the results that are practical and have expectations that are reasonable.

Overall, this is an excellent book. Thanks, Harold!

Personal discipline is a characteristic that has to be developed and adhered to, in any endeavor that is complementing our capitalistic system. Delegating our decision making processes to brokers that are motivated by commissions is no different than calling a 900 number whose horse pickings are motivated by the collection of fees that automatically appear on a users phone bill.

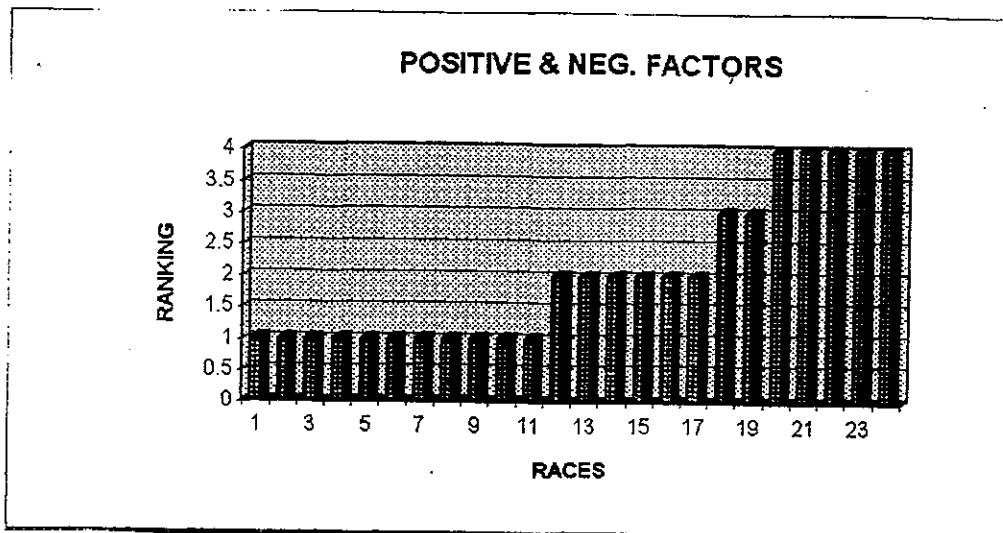
In this issue of the Follow-Up is a report from Lou Kjos. Lou has success from applying personal discipline and organization to his handicapping. The report that Lou has submitted has more organization and structure to his record keeping than any I've seen. Lou's records are of the doing and not of professors in ivory towers. As Doc later explains, Lou's reports will be ongoing FU feature.

I traveled to Lou Kjos's home and spent many enjoyable hours as he demonstrated how he used the tools available in the Methodology and the many articles in the Follow-Up to do what on the surface may appear simple.

Simple it isn't! Because each step of his process is based on hundreds of hours, running races, and painstakingly documenting for himself, which steps are sound and complete. These records prove to Lou that he is thinking soundly before he proceeds.

Lou is not dependent on someone else's data to prove what is important, and what is not. Admirably this self-determinism is paying off. While I was with Lou, I saw how he would down-load from BRIS, the races, but also the track program. The program included the overnight scratches and very importantly the track morning-line odds as they would be in that days program at the track.

As Lou Kjos accumulated his data from actual races he bet through the Connecticut OTB, he also expanded his records to take on an additional track besides his home track. Let's take the rankings (to have an example) of the winner in each of 24 races on this other track, and look at just one factor by itself. Below is a graph that shows the distribution of the possible four rankings when the field is reduced to four horses. This example shows a distribution where the winner only had a ranking of 3, twice in this small sample. This ranking of 3 would only find the winner 2 of 24 races or 8.33 % in this sample. This is a definite negative ranking with this factor. When this is applied with other factors in an accumulative way it is a means of identifying horses that don't win. Applying this observation to your own read-outs, with your pace-lines, your contenders, with your projections and adjustments, can eliminate non-winners. Of course you must be consistent with your procedures just as Lou Kjos has been with his, otherwise, the data is meaningless and subjective.



## **THE COMPUTER COLUMN**

by Spencer Toner



The lovable character, Forrest Gump, has a line in the popular movie of the same name, "My Momma always said, life was like a box of chocolates. You never know what you are going to get." We have a life of greater certainty than the charmed life of Forrest. To take some of the uncertainty out of our lives we lean on modern technology for accurate information and stay away from the uncharted flavors of a box of chocolates philosophy.

TSNS is a new service associated with the Connecticut OTB. This service gives us racing information by FAX. Many clients have FAX machines, however, this service is available to anyone with a modern computer and a FAX modem. The service's information can be downloaded to your computer, and seen using FAX software. A FAX machine is a handy way to go, but not a requirement.

So you won't have to guess about the new service and its bargain rates here is the information gathered to date and actual examples that have been FAXed:

This service is available for a grand total of \$ 15.00 per month. If you happen to not use it for a month there is no charge. This service charge is regardless of the number of tracks you use or the services you use.

**(908) 918-8047** is TSNS's phone number. It's called "On The Wire" of Autotote Systems Inc. This type of service is named FAX on demand. They will FAX you an application and bill you by deducting the \$ 15.00 from your OTB account.

Here are past performances listing for a couple of horses. Think of this, getting past performances at about 50 cents per day, and the track program with scratches and also the results charts.

**PAST PERFORMANCES:**

There is a problem for us, using these past performance lines. These lines show only three calls; and the advanced programs of the Methodology are now using four call past performance lines.

From TSNS a full ten past races are not shown as they are in the Daily Racing Form and from BRIS's down loading service. The full four call format is received from BRIS based on the DRF format.

Here is a sample:



Prepared by the **SIS** Simo Central System

THIRD RACE - Tuesday, March 21

**3 PERFECTA, TRIFECTA & QUINELLA PICK-3 WAGERING (RACES 3/4/5)**

*Handwritten: 44*



1 1/4 MILES 1:40:02 ALLOWANCE, PURSE \$15,000 (PLUS \$1,500 FOA). 3-YEAR-OLDS WHICH HAVE NOT WON A RACE OTHER THAN MAIDEN OR CLAIMING. WEIGHT, 121 LBS. NON-WINNERS OF \$14,000 AT ONE MILE OR OVER SINCE FEBRUARY 5, ALLOWED 3 LBS. \$14,000 AT ONE MILE OR OVER SINCE JANUARY 15, 5 LBS. \$11,000 AT ONE MILE OR OVER SINCE FEBRUARY 7, 8 LBS. (RACES WHERE ENTERED FOR \$35,000 OR LESS NOT CONSIDERED IN ALLOWANCES.)

FRESH START

<b>1</b>	<b>NO LOLLYGAGGING</b>	3-1	Own: T H Heard Jr Tr: Owner	113	Turf	4	0	2	0	\$5,490	1995	5	1	1	0	\$16,140					
					Wet	2	0	1	1	\$3,015	1994	11	0	5	1	\$14,446					
<b>CASTILLO JR H</b>																					
Computer Rating: 71																					
5Mar95	3GP	1st	1 1/16	:45	1:13	1:45	Alw 28000r2	4	5	4	5	4	4	4	SellersSJ	b	119	12.30	68-19	StrawberryWf1223PringHard1198	7
22Feb95	5GP	1st	1 1/16	:47	1:12	1:46	Clm 50000	6	3	3	3	1	2	1	SellersSJ	b	119	3.80	77-29	Fresh1153N.Lyggagging1191	7
12Feb95	7GP	fm	*1 1/16	:47	1:10	1:41	Clm 80000	5	5	5	1	1	1	1	SellersSJ	b	117	6.40	90---	Trider1154TrMUp11717Grat	Lacked response 10
3Feb95	10GP	1st	1 1/16	:47	1:13	1:47	MD 50000	2	2	1	1	1	1	1	SellersSJ	b	120	*2.70	73-25	N.Lyggagging1207Airmot1204PitchOKus	Hidden out 10
21Jan95	3GP	1st	1 1/16	:47	1:12	1:46	MD Sp Wt	8	6	6	7	4	5	5	DouglasRR	b	120	15.00	70-20	Evanstr120CapDcr120Pal	Failed to start 12
28Dec94	2Crc	fm	*1 1/8		1:54		MD Sp Wt	6	4	5	4	3	2	2	RamosWS	b	119	2.50	44-49	Shlybrd1194N.Lyggagging1191PhylGermann	Fair effort 10
Latest Workouts: Mar 13 Crc 4 f st 0:49:3 B Feb 19 Crc 4 f st 0:49:2 B Jan 28 Crc 4 f st 0:49:2 B Jan 16 Crc 4 f st 0:49:3 B																					

<b>2</b>	<b>OTTO'S BROTHER (L)</b>	3-1	Own: J Lewis Jr Tr: E Tofora	113	Turf	2	1	0	1	\$13,525	1995	3	0	0	3	\$8,235					
					Wet	2	0	0	1	\$2,745	1994	11	1	0	4	\$19,040					
<b>VALLES ERIC</b>																					
Computer Rating: 64																					
28Feb95	8GP	fm	*1 1/8	:47	1:12	1:49	Alw 27500r1x	8	3	3	2	2	3	3	VelascoJL	Lb	119	3.30	94-03	SmskndCts1191AlnThk1194CtsSbrtr	Weakened 10
18Feb95	8GP	1st	1 1/16	:47	1:12	1:44	Alw 26000r1x	6	3	2	4	2	3	3	VelascoJL	Lb	119	42.20	77-15	WldSyn1194Krab1191OrSbrtr	Weakened 12
30Jan95	6GP	1st	1 1/16	:48	1:13	1:46	Alw 26000r2	10	8	8	6	5	3	3	VelascoJL	Lb	120	28.60	69-34	Nstra120Claramnd1174OrSbrtr	Raked 11
15Dec94	6Crc	fm	*1 1/16		:45		MD Sp Wt	3	1	1	1	1	1	1	VelascoJL	Lb	119	3.50	79-23	OrSbrtr1194Cromngtr1194OrCpnrng	Good handling 10
3Dec94	6Crc	gd	1 1/16	:48	1:14	1:49	MD Sp Wt	5	3	1	1	1	1	1	VelascoJL	Lb	119	3.40	71-28	Sllskgn1194MlypsPSh1194OrSbrtr	Weakened late 8
28Nov94	6Crc	1st	1 1/16	:48	1:13	1:47	MD Sp Wt	6	1	1	1	1	1	1	VallesES	Lb	118	7.10	82-19	AlnThk118PchCk118OrSbrtr	Weakened inside 9
Latest Workouts: Mar 16 Crc 4 f st 0:51:3 B Mar 9 Crc 4 f st 0:51:2 B Mar 4 Crc 7 f st 1:33:0 B Feb 14 Crc 4 f st 0:49:3 B																					

Copyright SartinMethodology.com - Not for Resale  
**TRACK PROGRAM:**

	<b>HIALEAH PREVIEW</b> Tuesday, March 21	<b>PREVIEW WITH TSNS</b> POWER NUMBERS *	START:																																																																				
<b>1 HIA</b> FIRST HALF OF DAILY DOUBLE PERFECTA, TRIFECTA & QUINELLA	<span style="border: 1px solid black; border-radius: 50%; padding: 5px; display: inline-block;">1 1/4 MILES</span>	<b>7 HIA</b> PERFECTA, TRIFECTA & QUINELLA	<span style="border: 1px solid black; border-radius: 50%; padding: 5px; display: inline-block;">7 Furlongs</span>																																																																				
1 1/16 MILES 1:40:02 CLAIMING, PURSE \$6,200, 3-YEAR-OLDS. CLAIMING PRICE \$9,000; FOR EACH \$500 TO \$7,000, ALLOWED 2 LBS.		7 FURLONGS 1:20:03 CLAIMING, PURSE \$10,500 (PLUS \$1,100 FOR 3-YEAR-OLDS, CLAIMING PRICE \$40,000; FOR EACH \$2,500 TO \$30,000, ALLOWED 1 LB.																																																																					
<table border="0" style="width: 100%;"> <tr><td>1 CHIEF BILLY BOB</td><td>6</td><td>55 Sweeney K</td><td>112</td></tr> <tr><td>2 JOE TRUMP (L)</td><td>3</td><td>49 Chavez S</td><td>116</td></tr> <tr><td>3 LEAP FIRE (L)</td><td>4</td><td>51 Frazzani J</td><td>116</td></tr> <tr><td>4 TRUE TOM (L)</td><td>6</td><td>52 Kamada E</td><td>112</td></tr> <tr><td>5 SEATTLE'S SPIRIT (L)</td><td>7/2</td><td>64 Douglas R</td><td>116</td></tr> <tr><td>6 SWANKY (L)</td><td>6</td><td>82 Nunez E</td><td>112</td></tr> <tr><td>7 ELOQUENT SWORD (L)</td><td>5</td><td>55 Valdivia, Jr J</td><td>106***</td></tr> </table> Scratched: NONE SELECTIONS-2-5-3-7      COMPUTER RATINGS - 5-7-1-1	1 CHIEF BILLY BOB	6	55 Sweeney K	112	2 JOE TRUMP (L)	3	49 Chavez S	116	3 LEAP FIRE (L)	4	51 Frazzani J	116	4 TRUE TOM (L)	6	52 Kamada E	112	5 SEATTLE'S SPIRIT (L)	7/2	64 Douglas R	116	6 SWANKY (L)	6	82 Nunez E	112	7 ELOQUENT SWORD (L)	5	55 Valdivia, Jr J	106***	<table border="0" style="width: 100%;"> <tr><td>1 RODEO ROMEO</td><td>10</td><td>80 Castillo, Jr H</td><td>119</td></tr> <tr><td>2 FLAME KEEPER</td><td>8</td><td>72 Chapman K</td><td>116</td></tr> <tr><td>3 I STILL BELIEVE (L)</td><td>10</td><td>72 Madrid S</td><td>116</td></tr> <tr><td>4 BUFALO ERIK (L)</td><td>10</td><td>64 Ramos W</td><td>116</td></tr> <tr><td>5 FIGHTWITHAKNIGHT (FTL)</td><td>12</td><td>67 Penna D</td><td>119</td></tr> <tr><td>6 BEEN BIGGER (L)</td><td>3</td><td>70 Toribio A</td><td>119</td></tr> <tr><td>7 HAIL ORPHAN (L)</td><td>7/2</td><td>77 Douglas R</td><td>114</td></tr> <tr><td>8 CHUTE BOSS (L)</td><td>10</td><td>73 Valdivia, Jr J</td><td>106***</td></tr> <tr><td>9 GREAT ALLEGIANCE</td><td>20</td><td>66 Bain G</td><td>112</td></tr> <tr><td>10 QUIXOTE'S LUCK</td><td>4</td><td>74 Fires E</td><td>114</td></tr> </table> Scratched: PREMIER PUNCH Equipment Change (Blinkers On): FIGHTWITHAKNIGHT SELECTIONS-6-7-10-2      COMPUTER RATINGS - 6-7-10			1 RODEO ROMEO	10	80 Castillo, Jr H	119	2 FLAME KEEPER	8	72 Chapman K	116	3 I STILL BELIEVE (L)	10	72 Madrid S	116	4 BUFALO ERIK (L)	10	64 Ramos W	116	5 FIGHTWITHAKNIGHT (FTL)	12	67 Penna D	119	6 BEEN BIGGER (L)	3	70 Toribio A	119	7 HAIL ORPHAN (L)	7/2	77 Douglas R	114	8 CHUTE BOSS (L)	10	73 Valdivia, Jr J	106***	9 GREAT ALLEGIANCE	20	66 Bain G	112	10 QUIXOTE'S LUCK	4	74 Fires E	114
1 CHIEF BILLY BOB	6	55 Sweeney K	112																																																																				
2 JOE TRUMP (L)	3	49 Chavez S	116																																																																				
3 LEAP FIRE (L)	4	51 Frazzani J	116																																																																				
4 TRUE TOM (L)	6	52 Kamada E	112																																																																				
5 SEATTLE'S SPIRIT (L)	7/2	64 Douglas R	116																																																																				
6 SWANKY (L)	6	82 Nunez E	112																																																																				
7 ELOQUENT SWORD (L)	5	55 Valdivia, Jr J	106***																																																																				
1 RODEO ROMEO	10	80 Castillo, Jr H	119																																																																				
2 FLAME KEEPER	8	72 Chapman K	116																																																																				
3 I STILL BELIEVE (L)	10	72 Madrid S	116																																																																				
4 BUFALO ERIK (L)	10	64 Ramos W	116																																																																				
5 FIGHTWITHAKNIGHT (FTL)	12	67 Penna D	119																																																																				
6 BEEN BIGGER (L)	3	70 Toribio A	119																																																																				
7 HAIL ORPHAN (L)	7/2	77 Douglas R	114																																																																				
8 CHUTE BOSS (L)	10	73 Valdivia, Jr J	106***																																																																				
9 GREAT ALLEGIANCE	20	66 Bain G	112																																																																				
10 QUIXOTE'S LUCK	4	74 Fires E	114																																																																				

**RESULTS (limited) CHARTS:**

**SANTA ANITA O.T.B. RESULTS**  
 Sunday 3:30, March 19, 1995

1st \$50000. 4 YO UP, CLM, DD; P3; EX; QU  
 Time, 1M TURF, Off at 3:30

#	NAME	JOCKEY/DRIVER	WIN	PLACE	SHOW
4	Varadevoir-Ir (Valenzuela P A)		10.80	6.00	6.00
1	Alvergne (Castanon A L)			11.60	11.00
1	Royal Torrent (Black C A)				

EXACTA 4-1 \$116.80  
 QUINELLA 1-4 \$65.40  
 ALSO: Nelson Valentine-Nz, Winning Combo-Au, Minka Lew  
 Forty Niner Days, Sharp Words, Navire-Fr

6th \$37000. 3 YO, NSW, EX; QU; P3; TF  
 Time, 6F, Off at

#	NAME	JOCKEY/DRIVER	WIN	PLACE	SHOW
6	Paying Dues (Pincay L Jr)		12.40	6.60	5.20
5	Moving Tribute (Delahoussaye E)			10.60	6.80
11	Impulse (Almeida G F)				5.80

EXACTA 6-5 \$126.60  
 QUINELLA 5-6 \$64.20  
 TRIPLE 6-5-11 \$966.20  
 \$3 PICK THREE 1-1-6 \$90.60  
 ALSO: Seattle Saint, Splendid Blend, Cutless Pro  
 Bushete-Ir, Spingold, Houston Creek  
 Tomorrow's Slew, ,  
 SCRATCHED: 1

Many a horse player has dreamed of cherry picking races from many tracks, ala Las Vegas. The information was unavailable or expensive, but NOT NOW.

Methodologist are getting their downloaded past performance files from BRIS, and receive their track programs and results by FAX on demand from TSNS. The cost is \$1 a card from BRIS (the HAT files) and 50 cents a day with an unlimited number of tracks from TSNS.

Once again...

from the top

by Doc Sartin



A Special Series of  
Articles for Beginners and a  
Refresher Course for those in need



## ***THE YELLOW MANUAL AS BASIS OF ADVANCED PROCEDURES***

Although less frequently than in past years, new clients and some veterans alike often write to tell me that The Sartin Methodology Basic Manual (originally called *Pace, Speed, Class*, and usually referred to as The Yellow Manual) seems unrelated to our current material. They cannot understand why it is NOT a documentary "How To" for using computer programs beyond those of the printouts from, primarily, the old Timex Sinclair computer.

These complainers expect "ol Yeller" to be an episodic, chronological recipe book of rules for winning with the Sartin Methodology. It is NOT. It is an ODYSSEY of one man's experiences through the learning curve of complete ignorance of handicapping and going from NON winning to winning through trial, error and an extended period of hard work.

It's not Homer and it's not particularly amusing - like Andy Beyer's writings. At the time it was written I felt very serious about the subject matter. It was not until a few years later, with a wealth of experience with would-be handicappers, that I realized how many truly funny "Clowns" there were in that group; along with those in the ranks of so-called experts. My sense of handicapping humor then began to increase proportionately.

As a general rule, those who complained (and some still do) that the Basic (yellow) Manual is "incomprehensible," are *non* winners. This is because its language bears little resemblance to the established language of mainstream handicapping literature. It was all quite new and, even then, considered revolutionary. Above all else, traditional handicappers seem to despise anything that is "different" or written in non "hossy" language.

To some, it remains so today, 14 years later, despite its supposedly esoteric terminology. As Brohamer wrote, "Much of what has become the terminology of *Modern Pace Handicapping* has its origins in the Sartin Methodology." (*Modern Pace Handicapping*, page 113).

The majority of handicapping programs on the market today are mere versions of the Methodology but with some disastrous (losing) subjective revisionist input from the purveyors. (Thank goodness).



When Brohamer's *Modern Pace Handicapping* became a best-seller we roasted him at a Las Vegas Seminar. One roast stated that his was the first English translation of The Basic Manual. Yet, as clear as his book was to the serious and diligent, there were still those who complained that *it* was too hard to understand and unintelligible to the ordinary 'horse-player'. Translate that to mean: dedicated *non* winner.

On the other hand, thankfully, the majority of our clients accept The Basic Manual for what it is intended to be: an odyssey of one man's journey from abysmal handicapping ignorance and failure to ultimate success. They admit to having had to read it several times to fully comprehend that it is not a recipe book. They also say that after each reading they discover something new and beneficial to their skills. They accepted the fact that it was *not*, by intention, to be just another version of the mainstream rules and jargon that have prevailed since the 1930's. It was a challenge and refutation of "Popular Wisdom", because its author could never consistently win using traditional methods or traditional verbiage.

As a result we lost a lot of potential clients and have never achieved the degree of popularity or questionable wealth enjoyed by the more accepted purveyors of handicapping material. I'm happy about that. It means we kept the faith, and, to quote what the late Oscar Levant once said to me: "Don't ever let your failure go to your head." By commercial standards, I am a failure in a field where traditional fraud would make me rich.

I'll never get rich merely selling handicapping material nor will I *ever* be status quo, but as long as my brain stays functional I will keep my promise to stay at least five years ahead of the field and at least two months ahead of the pirates. It takes them that long to figure out what they're stealing.

The chief reason that The Basic Manual has never been re-written, except for certain addenda, is, to quote Dick Mitchell, it has created "More Winners than any other work." He has since claimed that honor for himself, but who can blame him. It makes for good advertising.

One area needs re-defining. When I wrote it I was deluded into believing too much in the concept of "Track Bias". Current reality dictates that this alleged bias is not as prevalent as once thought. The Match-Up, which is also in the manual, but has since been raised to an art form by Jim "The Hat", determines *Bias* by the Match Up of contenders more than the track itself. So when I speak of 1.1, 1.2 and 1.3 "Tracks", just change the word to HORSES. Depending slightly on bias, but mostly on the Match Up, it takes a late Energy gain of 1.1, 1.2 or 1.3 units of energy (or lengths if you need to relate that way) to make up for each length a horse is behind at the 2nd Call. Also, most importantly, *NEED TO LEAD* horses will try for the lead no matter how fast they have to run. So, for each additional unit (or length if you prefer) that such a horse has to run over its normal first fraction, it will lose either 1, 2, 3 or more lengths in its final fraction, depending on circumstances and The Match Up.

The number 1, 2, 3 or more can be easily determined by Factor Evaluating a contender's

average third fraction when it goes wire to wire and then averaging third fraction times when the horse is overtaken. It's a simple procedure but many fail to implement it or even to determine when a horse *must* go wire to wire, or at least need to lead at the Second Call in order to win. Try it, you'll like it.

We've often been accused of not spending any time on Money Management or making our own Odds Line. There were numerous pages on both in The Basic Manual. In fact, the section on Line Scores, was one of the *earlier* methods of determining a horse's potential odds. I even warned users NOT to wager on line scores beneath a certain number.

This was primarily for the benefit of older users (we had a lot of Sun City clients) with limited incomes. Those more bold and opulent paid no attention to Line Scores. About half of them never understood the Line Score Concept to begin with. Strangely enough, those over 65 *did*. Perhaps they were suffering from Senile Dementia which often returns the mind to child-like cognition: an ideal state for handicappers.

On that score, James Quinn, back in the days when he was still praising us, said that the Methodology worked best in the hands of those who already had a good grasp of (main-stream) handicapping knowledge. This has proved to be emphatically NOT TRUE! Those paying the least mind to traditional wisdom have always had the most success with the Methodology. They had nothing to *unlearn*. And, with this Methodology, that is of prime importance. Take my son, Shane. He has never read any other handicapping work except our manuals. He wins more races than I. Perhaps because I have read everything available and some of it stuck to my unconscious. However, he *is* lost when trying to analyze or win a race from just Racing Form or Downloading information. He is totally computer dependent. And now, with the advent of XTOR and AODDS, overly dependent on downloading. When we go head to head without using computers I can still whip him. But with the computer it's a challenge.

Even with its mis-spelling and punctuation errors (I typed it myself with no spell checker), The Basic Manual remains essentially as valid as a *basic* Methodology text for winning (NOT handicapping) as it was in 1982. With the slight addition of Hidden Energy, which could be easily figured from the basic text, The Methodology is *still* based on EARLY PACE, SUSTAINED PACE AND FACTOR W. (W meaning the factor that *WINS* the most).

We have advanced, honed and sophisticated it considerably in the years since it was first written, but we've supplied all advanced users with supplemental manuals that deal with their programs. Yet, 'Ol Yeller' remains the staple of the Methodology. To assume otherwise, simply because the basic computer program readouts contained therein have been improved with newer technology, is folly. Both Brohamer and Bradshaw, among a wealth of others, used it as the basis for their application of the Methodology. That should be good enough for anyone.

In a similar vein, here is a portion of a letter that is *not* atypical of many we receive:

What I find most interesting is that now Quad-Rater is the precursor to Thoromation. Before it was Entropy. Now Entropy is all but forgotten. Entropy, while excellent for me, it throws out some horses which turn out to be contenders, So I'm at a loss as to which course to follow. TM is the BEST, I use it well I think, but not quite well enough. Will Quad-Rater up my stats? I think the only reason I have not jumped in to it is because it seemed like a stop-gap until Fractals was ready. What IS the current reality? Will Fractals replace Quad-Rater as it has replaced Entropy as the sort to insert into TM? I would like to try it, Will there be a trade-in on Fractals for Q-rater? What should I do? Advice, please.

What amazes me, amuses me and often disturbs me, is the fact that just because we don't harp on some program, that clients assume (or is it presume?) that it's obsolete or no longer recommended. This bit of a letter is a perfect example.

QUAD-RATER is not a precursor to Thoromation. It came after and is a highly effective corollary to Thoromation (also to Synergetic Match Up II, KGEN, and ENTROPY II) because its primary purpose is to isolate true contenders for WIN, PLACE AND SHOW: Ideal for exotic wagerers. There are a lot of clients who use ENTROPY II exclusively and, if one keeps, as a contender, the horse ranked number one in EARLY, despite its final line score, it does the job it's supposed to.

Also, QUAD-RATER is not a stop gap until FRACTALS is ready. They are not in the least bit similar. Ask Vox Pop writer S.P. (this issue) QUAD got Fabulous Bolger, FRACTALS, from her pace line, did not.

Neither ENTROPY nor QUAD has replaced anything. It just takes a lot of different programs to make winners of certain clients with individual perception differences because of their personal abilities to interpret readouts. It's the old "one man's meat is another's poison" theory.

The Follow Up is not an advertising journal, even though we sometimes feature a particular program and its cost. We're not charging \$72 a year to fill our pages with endless pitches to sell programs. This is an on-going Methodology *informational* and *inspirational* publication designed to help people achieve their goal of *winning* at the races.

As for any program: Improving one's mutuels is solely dependent on individual skills in using the programs and the odds presumed to be acceptable. One person's \$11 average mutuel may be another's \$6.80 payoff.

And finally, as to a trade-in allowance for FRACTALS, this program was *never* sold. It was given away free for testing. Therefore, yes, we'll give you a trade in allowance for every cent you paid for it.

# THE BRIS USER FORUM

**"HORSEPLAYER" Mentality at its Worst and Best.**

BRIS has what they call a *USER'S FORUM* line. On it you can read everything from typical "Horseplayer" whining to some very intelligent comments and responses. We offer a few here with no comment until the very end except to say that I'm sure many of the complainers seem to have pirated programs with no user manuals or they'd know, or at least know *where* to get the correct answers.

MESSAGE : 779  
FROM : BULLDOG  
SUBJECT : A-ODDS/MPH

OK, I'VE BEEN USING AODDS AND THE NEW DOWNLOAD VERSION OF MPH FOR OVER A MONTH NOW, AND I HAVE TO SAY I AM VERY DISAPPOINTED IN BOTH! THE QUIRIN-STYLE FIGURES AVAILABLE IN THE MPH PROGRAM WOULD TAKE A LOT OF WORK TO ELEVATE THEM UP TO "WORTHLESS"...AS IS, THEY ARE DOWNRIGHT DANGEROUS. I'VE NEVER SEEN MORE OFF-BASE NUMBERS, AND THAT INCLUDES MAKING MY OWN AFTER A NIGHT AT THE BAR.

FROM : TOMCAT  
SUBJECT : BULLDOG

Hey, what happened? Take another look at MPH. You have to make a profile just like you did with Thoromation. For example, I have been playing gulfstream and when I rint out my sheet, I circle the best four SP and the best four FX. The winner will be here. If you still have four, circle the best AP's. You should be to at least two.

FROM : UNICORN  
SUBJECT : MPH PROGRAM

Handicappers with problems with MPH trying to help each other is like the blind leading the blind. The best source for help is Brohamers book Modern Pace Handicapping.

FROM : BEN O.  
SUBJECT : BULLDOG'S SOUR GRAPES

SOUNDS LIKE THE BULLDOG HAS REACHED THE END OF HIS ROPE WITH HANDICPPING. I KNOW MANY PEOPLE WHO LOSE THROUGH THEIR OWN STUPIDITY AND BLAME THE COMPUTER PROGRAMS.

MESSAGE :  
FROM : UNICORN  
SUBJECT : AODDS, MPH, SARTIN PROGRAMS

Have noted some erroneous statements regarding AODDS, MPH and other Sartin related programs. Please direct messages to HAT for AODDS, UNICORN for Sartin programs.

# Copyright SartinMethodology.com - Not for Resale

MESSAGE :  
FROM : EDDIE  
SUBJECT : SARTIN ETC

Do what you want w/ my opinion, I've done VERY WELL w/ SARTINS ADVANCED PROGRAMS over the last 2 yrs- playin MANY TRACKS. A CONSISTANT WIN PROFICIANCY OF OVER 60 % 2 HORSES. The trick is YOU HAVE TO LEARN HOW TO USE THE PROGRAMS !!. Many people don't want to put in the effort and THINK HANDICAPPING IS A PRETTY SIMPLE THING, IF YOU HAVE A COMPUTER, AND PAY FOR THE PROGRAM. Sartin offers SO MUCH SOLID ADVICE-IF YOU LEARN, AND FOLLOW IT-ITS HARD >NOT TO SHOW A PROFIT. He continues w/ ongoing developments, as he has for years. AND HIS LATEST STUFF IS WAY AHEAD OF THE FIELD. LIKE ANYTHING, "YOU REALLY HAVE TO WANT TO DO IT". LIKE -ANYONE-THAT GETS TO THE TOP OF THIER FIELD. Believe 2 yrs of solid INCOME , YES, HIS PROGRAMS 'REALLY' DO WORK. JUST WORK @ IT.

MESSAGE :  
FROM : TOMCAT  
SUBJECT : SEAN AND BULLDOG.

SEAN, I'M IN KY AND BULLDOG IS IN FINGER LAKES. WE MET AT A GREAT WORKSHOP IN BALTIMORE PUT ON BY H. SARTIN. WE WENT TO LAUREL TO PLAY THE RACES THAT DAY AND TORE IT UP. SO MUCH SO THE CLERKS WERE ASKING US WHO WE WERE. BULLDOG, I'M NOT GOING TO LAS VEGAS EITHER, ONLY BRADSHAW AND SARTIN WILL BE THERE. I LIKE TO HEAR THE OTHER GUYS. IF THERE IS ANOTHER WORKSHOP IN THE EAST OR SOMEWHERE ELSE WITH A GOOD LINEUP I'LL GO. BY THE WAY I'M PLAYING GULFSTREAM AND AT THE PRESENT I'VE GOT A GOOD PROFILE THAT WORKS REAL GOOD. I'VE A QUALIFIER THAT GETS IT TO FOUR HORSES 80-90% OF THE TIME. FROM THOSE FOUR IT IS NOT TOO HARD TO FIND THE WINNER. SOMETIMES I OUTSMART MYSELF WHEN THE WINNER IS THERE LOOKING AT ME.

FROM : TOMCAT  
SUBJECT : SARTIN

IT SEEMS TO ME THAT THE LATEST "Follow UP" from Dr. Sartin have not been that helpful. They seem to have slanted toward selling software rather than support. Maybe I'm wrong. What does anybody think?

MESSAGE :  
FROM : MISRAM  
SUBJECT : TOMCAT/SARTIN

The last couple issues of The Follow Up may have been lacking in substance just a bit. Still, I think a subscription is a must. As for your suggesting that Doc is just out to hawk software...WRONG! Could it be that he might want to get all clients on the same level of play? Before you knock the Doc prove to me and yourself that anyone else has produced more winners and superior software than Doc & Jimmy Bradshaw.

If you were to chuck your Sartin programs out the window in favor of some other program or method I could not be happier! I know for a fact that my Avg. Mutuel and R.O.I. would increase because of it.

Anyway, got a problem with The Follow Up...let Doc know...better yet tell Spencer Toner. Offer to submit info. If you have gained from the experience of being part of the Sartin Methodology why not give someting back?

SARTIN REPLIES: (And Not Via BRIS)

I recognize all *constructive* criticism and try to amend for it in each issue of the Follow Up. I also believe that “bitching” directly to me shows a lot more character than doing it through BRIS using a code name. Ironically, we have numerous letters saying that issues 48 & 49 were our best yet. We even received a letter from Mark Cramer, all the way from Bolivia, with a very kind compliment on issue 48.

Follow Up #49 even had an article by Tom Brohamer, among other things. It also contained about 30 pages showing the reader how to get double digit mutuels from short fields. There was an abundance of actual races handicapped that showed the reader how to *use* and *interpret* QUAD-RATER to get long shots. This may be the first time anyone has *ever* exploded the Mainstream’s Short field/Low mutuel fallacy. #48 exposed the lunacy of keeping too many of the wrong records, and demonstrated which readouts were the most universally applicable for making a profit from several different programs, including material on record keeping via FACTOR EVALUATION. It also contained a full description on the use of AODDS and Downloading from BRIS with our special rate.

I know that a lot of people don’t like the Psychology of Winning or Vox Pop. Yet, to a majority of others, these two features are the most important in the Follow Up because they give them essential guidance and that all-important impetus called *inspiration*; realizing if others can do it, so, eventually, can they. Many of you may *truly not* need these columns but my 20+ years experience with handicappers has shown quite conclusively that most of those who *think* they don’t need any psychological help are actually those who need it the most.

As for my “Hawking Software”: I kind of resent that. Last year I refused certain advanced programs to numerous persons that, had I been willing to accept them, would have added *many* thousands of dollars to our gross income. We also get many letters complaining that they have to phone or write to get the price of something. So when we *do* insert a price it is by the request of subscribers.

It would be kind of foolish *not* to publish readouts from our advanced programs since, by definition, The Follow Up is a journal designed to expound on how to achieve optimal success with the Methodology and its software. *That* requires demonstrating examples of such use repeated often enough and with enough example races and readouts so that *every* reader can comprehend from the *source*, not the BRIS line.

Admittedly, I did stress the need for Factor Evaluator in #48. We also are practically *giving* it away at \$49.95. The last issue carried precisely three pages of what might be called ads, one on the inside back cover. If all the BRIS LINE complainers would use Factor Evaluator as prescribed, they wouldn’t need to whine on line asking “anyone out there” for answers. We have an answering facility right here and elsewhere. As for AODDS, Bradshaw spends many hours a day answering questions about it.

I have *never hawked* software or, except for Factor Evaluator, even suggested that you purchase *all* the programs that we’ve developed, only those that best suit your *individual* needs. And believe me, *your* needs are as individually different as the programs.



After trying to teach the 'visual' match up for over a decade now, and with only a handful of clients actually being able to do it properly, Jim Bradshaw, the legendary "Hat", has finally approved a computer program that optimizes his

intuitive skills by graphically illustrating the Match Up and its amazing effectiveness.

The Match Up concept has always been the essence of the Sartin Methodology but it took the "Hat" to elevate it to a true art form. On that note, here is a reprint of a small portion of an April 1995 American Turf Monthly article by Vince Doyle in which the "Hat" get some recognition an international publication.

## **The Basics of Pace: Match-Up Handicapping**

by Vince Doyle

### **Pace Handicapping's Origins**

At least as far back as the 1930s, Ray Taulbot and a few other insightful handicappers were analyzing segmented race fractions, attempting to discern distinguishable advantages. Then in 1975, Huey Mahl published his legendary pamphlet, *The Race Is Pace*. In it, he introduced the concept of velocity analysis into horse racing, as well as the importance of velocity differences between horses in each of the respective race fractions.

Mahl contended that conditions of the race, the horses' current form and their reaction to varying rates of velocity in the course of the race produced or altered the eventual winner. Pretty heady stuff for 1975.

It wasn't until the early- to mid-1980s (1975) that California psychologist Howard Sartin took Mahl's insights and advanced them to the point where the everyday, conscientious player could apply them. Sartin and his researchers developed a "constellation of ways to look at a race approach," or a methodology, if you will.

Pace handicapping became contextual: the horse's own abilities interacted with that of the other entrants, and to a lesser extent, the vagaries of the racing surface to produce a result. Change one or more significant elements of the mix, and the race was likely to be won by someone else. This was the inevitable extension of Mahl's ideas.

Without becoming too esoteric, this article will teach one important concept in effective pace handicapping that requires no more than past performance data, arithmetic, and a bit of effort on the reader's part. It is called, in modern pace handicapping vernacular, the "match up." Sartin Methodology teacher Jim Bradshaw is generally credited with advancing this concept.

### **Creating the Match Ups**

The underlying idea is to compare horses' abilities to reach the second-call point in a race—the half-mile mark in sprints, the three-quarter-mile distance in routes—in relation to the time established by the likely pace-setter in today's race and the demands of a given track.

---

*Pace handicapping  
is contextual. It is  
not a one-number  
or last-number or  
best-number  
method.*

COURTESY: AMERICAN TURF MONTHLY

Doyle's statement, "Without becoming too esoteric,..." makes the article beneficial to the masses but avoids describing the *real* match up procedure as honed by Bradshaw.

I think Doyle's abbreviated deviations from the "true" match up was done out of courtesy and respect for our copyright and because anything "too esoteric" would not be of much commercial interest. I salute Doyle because he refers to Ray Taulbot's pioneering efforts and because he mentions the monumental contributions of Huey Mahl. Mahl has, in recent years, been purposefully and wrongfully ignored by virtually every prominent author except ourselves and Mark Cramer.

To begin our **Preview of Coming Attractions**, let's take a look at a new ancillary computer program designed specifically to produce readouts that graphically demonstrate the power of the Match Up. When we showed these readouts on the projector screen at our march 1995 Las Vegas workshop, virtually everyone in the audience was able to predict the winners by just viewing the graph. Since all winners shown paid off in double digits, this was quite an accomplishment for an audience with mixed de-

grees of Methodology experience from beginners to old hands.

Not since we first demonstrated the moving horses on Thoromation has any program received spontaneous applause from an audience. I think we're on to something that cannot help but improve the handicapping of even the most stubborn of resisters.

Let me stress that this is designed as an ANCILLARY program and is not intended to replace any existing programs. It is to be used by those who should be utilizing the Match Up concept in their selection of contenders, pacelines and even winners and show horses. If you've mastered the Counter-Energy concept you should even be able to spot the place horse, even though the Match Up concept is more powerful as a Win-Show tool than it is for Place.

This new program is not yet available. As soon as it is, the cost will be affordable and, for the benefit of all who've chosen to download, it will be accessible through XTOR and AODDS.

We'll show you most of the screens but first let's see if you can pick the winner by merely viewing the Match Up graphs. The answers will be at the end of the article - but don't peek yet.

HOL 04-27-1994 RACE 5 DIST 7 SURF D PURSE \$8,000 FU46  
Match Up Move Detector Graphic

	F1			F2(TT)			F3			P O R R	P O H R L	N T A N
	POR R	POH R	PCT	POR R	POH R	PCT	POR R	POH R	PCT			
LEPAN	57.9 [4]	57.4 [6]	99.2	55.5 [4]	55.5 [6]	100.0	52.4 [3]	52.6 [3]	100.5	5	6	
DANCE	57.4 [5]	56.4 [7]	98.3	54.1 [5]	53.9 [7]	99.6	52.4 [3]	51.4 [7]	98.1	6	7	
INNOC	60.0 [2]	59.7 [4]	99.5	56.4 [3]	56.3 [5]	99.8	51.2 [5]	51.5 [6]	100.6	4	5	
DRAGS	60.0 [2]	59.9 [3]	99.8	57.4 [1]	57.5 [1]	100.2	53.2 [2]	53.2 [2]	100.0	1	1	
OLYMP	60.6 [1]	60.4 [2]	99.7	57.4 [1]	57.3 [3]	99.8	52.2 [4]	51.7 [5]	99.1	3	4	
KNIGH	60.6 [1]	60.6 [1]	100.0	57.4 [1]	57.4 [2]	100.0	52.2 [4]	52.2 [4]	99.9	3	3	
HIDDN	59.5 [3]	59.4 [5]	99.8	56.9 [2]	56.9 [4]	100.0	54.1 [1]	54.2 [1]	100.2	2	2	

Hide



HOL 07-16-1994 RACE 5 DIST 8.5 SURF D PURSE \$25,000 C25 3  
Match Up Move Detector Graphic

	F1			F2(TT)			F3			P O R R	P O H R	N T L	T A N
	POR R	POH R	PCT	POR R	POH R	PCT	POR R	POH R	PCT				
CLEV	56.7 2	56.2 2	99.2	52.8 3	52.8 5	99.9	50.6 2	51.0 2	100.8	4	4		
WIN	56.9 1	55.9 4	98.3	53.7 2	54.1 2	100.0	50.6 2	50.2 4	99.1	1	3		
MAJ-P	55.7 4	55.7 5	100.0	54.1 1	54.1 1	100.0	50.6 2	50.6 3	100.0	3	2	1	
FALC	56.2 3	56.2 3	100.0	53.7 2	53.7 3	100.0	51.2 1	51.2 1	100.0	2	1		
ISLAN	56.7 2	56.6 1	99.8	52.8 3	52.9 4	100.2	50.0 3	50.0 5	100.0	5	5	2	

Hide

NOTE that there is a HIDE feature on the screen that you can keep returning to as you choose to hide horses either several at a time or individually.

Here are the Result Charts for the two races shown on the graphs:

**4005** FIFTH RACE. 7 furlongs. Four-year olds and up. Claiming prices \$10,000-\$9,000. Purse \$10,000.

Index	Horse and Jockey	Wt.	PP	ST	¼	½	¾	Str.	Fin.	To \$1
3639	Hidden Bandit, F. Valenzuela	117	7	5	6½	4½	.	32	13½	21.10
3644	Olympic Lord, F. Martinez	117	8	1	1hd	22	.	21½	2½	3.20
3697	Dragster, S. Gonzalez	112	8	3	2½	1hd	.	1hd	31¼	1.90
3455	Lepanto, Sols	117	1	9	9	9	.	83	4nk	17.80
3685	Knight Teller, A. Castanon	117	9	2	31	32	.	43	52	6.50
3595	Southern Dignity, Atkinson	117	5	8	8 <sup>h</sup>	88	.	61½	63	5.30
3687	Dirbeck, Long	117	4	6	5hd	62	.	5hd	71¼	11.50
---	Innocent Star, Flores	119	3	4	42	5hd	.	7½	82	18.50
3684	Dancer's Kid, Pedroza	117	2	7	77	72	.	9	9	10.70

Scratched—None.

7—HIDDEN BANDIT	44.20	13.20	6.60
8—OLYMPIC LORD	4.80	3.40	
6—DRAGSTER		3.40	

Time—22 1/5, 45 2/5, 1:10 1/5, 1:23 1/5. Cloudy and fast. Winner—b.g.5. Dixieland Band.—Hidden Trail. Trained by Wesley A Word. Owned by Flying J Ranch & Ward. Mutual pool—\$215,648. Exacta pool—\$188,719. Triple pool—\$92,027. EZQ pool—\$17,083. Trifecta pool—\$204,545.

\$2 EXACTA (7-8) PAID \$273.80  
\$3 TRIPLE (8/9/7) PAID \$1,826.20  
\$2 EZQ (6-7) PAID \$21.20; (4-8) PAID \$5.80; (7-8) PAID \$35.40  
\$2 TRIFECTA (7-8-6) PAID \$830.80

Index	Horse and Jockey	Wt.	PP	ST	¼	½	¾	Str.	Fin.	To \$1
4314	Falcon Bid, C Black	116	8	1	2½	2½	21½	12½	12½	5.10
(4292)	Island Sport, C Nakatani	116	10	3	61½	61½	4hd	2½	25½	5.40
4516	Major Ruler, J Sava	114	4	4	12	11	1½	32	31¼	30.00
4217	Clever Ricky, A Sols	116	1	9	92½	95	83½	61½	41	2.00
4448	Win The Case, F Valenzuela	116	3	6	3½	4hd	51½	51½	5½	5.90
(4328)	Gray Jove, G Stevens	116	7	10	10	10	10	83	61¼	5.50
4473	Doc Kline, M Pedroza	114	9	2	41	3hd	31½	4hd	7¼	34.50
4252	Go To Bat, D Flores	114	8	8	82½	74½	7hd	7hd	88½	9.20
4448	Toga Summit, G Almeida	116	5	5	52½	52½	6½	92	913	22.10
(4427)	Farmy Law, P Valenzuela	116	2	7	71½	8hd	91	10	10	25.20

7—FALCON BID	12.20	6.80	4.40
11—ISLAND SPORT		6.80	4.40
5—MAJOR RULER			15.80

Off: 3:25 Time: :23 :46.2 1:11 1:36 2/5, 1:42 4/5. Track: Clear & Fast. Winner—gr.c.3 Imperial Falcon—Qui Bid Tr—Dan, L Hendricks Own—DeCourcy W Graham. Mutual Pool \$319,299. Exacta Pool \$226,447. Daily Triple Pool \$84,222. Quinella Pool \$40,289. Trifecta Pool \$245,517.

\$2 EXACTA (7-11) PAID \$81.40  
\$2 QUINELLA (7-11) PAID \$30.80  
\$3 DAILY TRIPLE (8-1,4,9-7) PAID \$267.00  
\$2 TRIFECTA (7-11-8) PAID \$2,041.20

The Entry Screen has two additional features. One to insert a) when a horse historically needs the lead from First Call, and b) when it only needs the lead at the Second Call.

SR	TV	T&S	N	T
80	28	0.0	✓	✓
78	11	2.0		
83	14	0.0		
91	10	0.0		
86	13	0.0		
90	12	0.0		
91	19	0.0		

Another screen includes both FPS and ENERGY numbers with the TOP FPS highlighted on your computer screen (as in Quad) and HI/LOW Difference.

FPS and ENERGY

NAME	L	N	T	TOT	R	F1	F2	F3	SC
HIGH				161.07		56.57	54.10	51.24	55.01
	1	2		160.02-	4	56.22	52.76	51.04	54.49
	4			160.17-	3	55.95	54.07	50.15	55.01
	4	1		160.41-	2	55.70	54.10	50.61	54.90
	2	2		161.07-	1	56.17	53.66	51.24	54.91
	1	2		159.45-	5	56.57	52.88	50.00	54.72
LOW				159.45		55.70	52.76	50.00	54.49

F1	F2	F3	MED-E
35.48	33.75	31.89	69.23
35.14	32.97	31.89	68.11
34.93	33.75	31.31	68.69
34.72	33.73	31.55	68.45
34.87	33.31	31.81	68.19
35.48	33.16	31.36	68.64
34.72	32.97	31.31	68.11

Difference 1.62

And an ENGEN screen with the usual features. You also will get to see the HIGH, LOW and AVERAGE of TOTAL, HIDDEN, FACTOR X, MEDIAN, LEX, and 3RD FRACTION ENERGIES with the HI/LOW Difference Screen - and Energy Exertion ESP.

ENERGY GENERATOR

NAME	L	N	T	Total	R	Hid	R	Fx	R	Med	Lex	3rd	R	ESP
HIGH				161.07		65.28		67.03		68.69	32.76	31.89		
	1	2		160.02-	4	64.86-	4	67.03-	1	68.11	32.76	31.89-	1	PRE
	4			160.17-	3	65.07-	3	66.24-	5	68.69	32.53	31.31-	5	E/P
	4	1		160.41-	2	65.28-	1	66.27-	4	68.45	32.62	31.55-	3	PRE
	2	2		161.07-	1	65.13-	2	66.69-	3	68.19	32.73	31.81-	2	PRE
	1	2		159.45-	5	64.52-	5	66.84-	2	68.64	32.54	31.36-	4	E/P
LOW				159.45		64.52		66.24		68.11	32.53	31.31		

HI/LO Difference = 1.62 Average = 160.22

Another screen shown here is a composite screen of various factors, including Track Variant, and Surface Adjustment (T) Manual Adjustment (if you choose to delve into this realm) and the Net Adjustment form the AUTO ADJUST on your own. The NTL is where YOU enter whether a horse needs to lead at calls 1 or 2. It will take a 3 if you find a contender that only needs to lead at the stretch to win.

Ratings (NET ADJ '+' Increases NET ADJ '-' Decreases)

1=Continue 2=Man/Adj 3=Need to Lead 4=Tandem P=Print 9=eXit  
 [ \*\*\* F1=Change Race F2=Paclines F10=Menu \*\*\* ]

HOL 07-16-1994 RACE 5 DIST 8.5 SURF D PURSE \$25,000 C25 3  
 ADJUSTMENTS, NEED TO LEAD AND TANDEM RACES

NAME	L	DIST	S	AVE DTV	TV	TV ADJ	T&S	MAN	NET ADJ	NTL	TAN
CLEV	1	8.5	D	17	17				0.0		
WIN	4	8.5	D	17	14	-1.5			-1.5		
MAJ-P	4	8.5	D	17	17				0.0		
FALC	2	8.5	D	17	18				0.0		
ISLAN	1	8.5	D	17	23	3.0			3.0		

Ratings (NET ADJ '+' Increases NET ADJ '-' Decreases)

1=Continue 2=Man/Adj 3=Need to Lead 4=Tandem P=Print 9=eXit  
 [ \*\*\* F1=Change Race F2=Paclines F10=Menu \*\*\* ]



...DOC SARTIN

## A COMMENTARY ON A COMMENTARY

In a recent edition of *Horseplayer Magazine* Barry Meadow began a series dedicated to exposing some of the frauds perpetrated on the handicapping public by a variety of purveyors. A noble and highly commendable effort. My only objection is that he chose ME as his first victim and diminished his own authority by challenging the efficacy of twenty years of research.

Before rebutting the Barry's premise, I must offer him congratulations. His thesis is eminently correct. I just received a mailer on the SOLO SYSTEM, guaranteeing \$8,000 a month from using just ONE SOLO factor. Took me a while but I finally figured out what the one factor is: DON'T MAKE ANY BETS ON LOSING HORSES. Meadow is bent on exposing this kind of baseless hyperbole. In so doing he apparently intends to take on some of the foibles of even his best buddies – handicapping's 'good ol' boys' – the mainstream establishment. Perhaps he'll end up making as many enemies among their tight little cloister as I have.

I just don't know why he decided to use me...I'm definitely NOT one of THEM! The main problem with using me as his initial example is that I have been researching this subject matter as it pertains to virtually every race track in North America – not just Southern California – for twenty years. He has no facilities for such extended research.

When I first met Barry in the mid-80's, he was a foremost Harness Racing Expert just getting into thoroughbred racing. Perhaps when he refers to my research as being 'nonsensical and flat out wrong,' he is writing from a harness racing orientation.

Barry is a member of the Screen Writer's Guild, Author's League West, and a renowned stand-up comedian at many of the LA area's better comedy clubs. I understand that his act is truly hilarious. I can believe that without the slightest doubt. He's even funny when not on stage.

Here is a portion of his article where he refers to *Pace Makes the Race*, along with his quote and commentary. First, from the book itself:

### Pace Makes The Race

Realities of Handicapping Profits

Howard Sartin

Percentages fluctuate within the top three (and ties) public choices; so for all practical purposes, the top four win 67% of all races. The four lowest odds public choices (again there are lots of ties) collectively win from 72 to 75% Limiting selections to the top five public choices ups the percent to 85.

An interesting unpublished and highly unpopular fact is that throughout North America, the five low odds morning line horses win at a rate of 86% and pay higher average mutuels than their public odds counterparts.



## Don't Believe Everything You Read!

by Barry Meadow

On the very first page of a best-selling handicapping book is this:

"An interesting unpublished and highly unpopular fact is that throughout North America, the five lowest morning-line odds horses win at a higher rate and pay higher average mutuels than their public odds counterparts."

This statement is flat-out wrong. Now if there's a whopper on the opening page of a handicapping book, who knows what strange tales may appear later?

Well, I was sure correct about it being a highly unpopular fact! And, to his credit, he didn't mention me, or the book *Pace Makes the Race*, by name. At least he admitted it was a best seller. Of course that's in the small pond of handicapping only where it doesn't take many sales to make a so-called best-seller.

Barry's "Whopper" commentary is a classic case of taking content out of context. The subject is narrowing a field of contenders down to no more than five. The Track Program Morning Line does this more effectively than closing odds. Perhaps some of those living in the rarefied atmosphere of Barry's meadow don't have any trouble limiting their contenders to five. But even James Quinn states that "professionals" can get it down to five only 80% of the time. We demand at least 85% and prefer 90% or over. Moreover it is impossible to handicap *after* closing odds appear on the tote. Also, most of our people find it more rewarding both financially and psychologically to wager BEFORE any odds except the Morning Line are posted. And when one is handicapping multiple tracks and stays two or three races ahead of their running, like Jim "the hat"; the Morning Line is his ONLY indicator. And finally, the most pertinent arguments is that when persons are anxiety free about wagering on a 7-2 Morning Line horse and then see it go up to 15-1, the over-riding tendency is to think, "I must have done something wrong." As a result the wager is changed in favor of a lower odds contender. When the 15-1 comes in remorse follows but seldom to the degree that the mistake is not repeated time and time again.

## OTHER QUOTES FROM BARRY'S ARTICLE

"We have found that our picks tend to win at the same rate no matter what their board odds."

### MY COMMENT:

As TV'S *HUNTER* often says:

"Works for me."

Actually, it depends on the handicapping method being used and being naive enough not to dwell on the negative.

### More BARRY:

In the months ahead, we'll examine not only these tall tales but many others. In book after book, pamphlet after pamphlet, article after article, are claims that are either obviously nonsensical or offered without statistical proof. There are factual errors, mathematical errors, logical errors.

---

Barry meadow is a professional horseplayer and author of *Secrets of the Pick 6*.

**SANTA ANITA WINTER MEET • DIRT ROUTE MODEL**

Having documented this factor for *twenty straight years*, by myself and with the aid of clients throughout North America, I don't know why I bother to respond to this celebrated comedian. But here are 30 consecutive ROUTE RACES at Santa Anita from the 1995 Winter Meet. \*

**BASE WAGER = \$2**

Date	Day	descr <sup>1</sup> date & ch	prob	horse	ML	Mutuel	*
121805		3 1/2 H2	5/2		5.30 -	-1.70	
122102		3 1/2 H2	9/5		4.20 +	+1.40	
122603		8F S.A.	6		9.20 -	-4.80	
122605		8F S.A.	5		11.00 -	-1.00	
122607		8F S.A.	8 1/2		4.40 +	+1.80	
122609		8F S.A.	8 1/2		4.00 +	+1.40	
121701		8 1/2 H2	6		11.20 -	-2.80	
121702		8 1/2 H2	5 1/2		9.20 +	+2.20	
122907		9 S.A.	6		32.80 +	+18.80	
123102		8 1/2 "	5 1/2		11.40 +	+4.40	
110105		8 1/2 "	5 1/2		4.80 -	-2.20	
010107		8 1/2 "	2		4.80 -	-1.20	
101009		1 1/2 "	4		7.00 -	-3.00	
102001		8F "	9		4.60 -	-1.40	
010203		8F "	9 1/2		7.60 +	+1.60	
010408		3F RAINY DAY	8 1/2		6.80 +	+3.20	
110601		8 1/2 dm10k	8		30.40 +	+12.40	
122807		8 1/2 dm20	7 1/2		9.60 +	+1.60	
010801		8F dm22.5	4		5.60 -	-1.40	
011307		8 1/2 dm20	5 1/2		6.80 -	-1.00	
011305		8F Allw	4		6.80 -	-3.20	
011304		8 1/2 dm16	7 1/2		10.40 +	+1.40	
011401		8 1/2 dm22.5	4		9.80 -	-1.20	
011404		8 1/2 dm22.5	5		13.20 +	+1.20	
011406		8 1/2 Allw	3		10.00 +	+2.00	
011408		8 1/2 GR II	9 1/2		6.80 -	-1.60	
011409		8 1/2 dm20	5		10.00 -	-2.00	
011505		8 1/2 Allw	7 1/2		6.40 -	-2.60	
011507		8 1/2 dm20k	7 1/2		6.20 -	-2.80	
011606		8 1/2 dm40	2		7.00	+1.00	

Of the 30 races, 16 paid a CLOSING PRICE that was LESS than the Morning Line. The AVERAGE DIFFERENCE between CLOSING PRICE and MORNING LINE PRICE was: Minus 1.91 (30.6/16 = \$1.91)

Of those same 30 races, 14 paid CLOSING PRICES that were \$49.40 ABOVE the Morning Line. The average PLUS difference was:

PLUS = \$3.53 (49.40/14 = \$3.53)

ADVANTAGE MORNING LINE = \$1.72

In fairness to Meadow, let's divide each \$number by the 30 races to get a PER RACE ADVANTAGE of the Morning Line over Closing odds in this sample:

CLOSING ODDS: \$30.60/30 = \$1.02

MORNING LINE: \$49.40/30 = \$1.65

CONCLUSION: During this sequence you would be... 63¢ AHEAD per race using my Morning Line concept (all data is based, of course, on a mere \$2.00 wager).

Barry may argue that this MORNING LINE advantage was gained by a few relatively HUGE payoffs. Yet THAT is the premise of all HIS written and spoken words - OPTIMAL VALUE. And to think, this was the guy who said, at Expo '93, that while I took years to develop an excellent Handicapping Methodology, I'd not spent five minutes on the subject of Money Management.

But, if the facts should change, as a lot of the statistics of racing have changed over the past three years, I'll be the first to report it. Nothing in this field is carved in stone. That's ONE good reason why we shouldn't be too hard on books written in the past and focus only on what any author in question writes TODAY!

• This study came from Lou Kjos and was NOT concerned with odds in any way. He had no ax to grind. His use of Morning Line and Closing Odds was ancillary to the true purpose of his research. I used it merely as a SHORT example of my premise.

Some other pertinent questions come to mind in connection with my response to the Meadow article: How do we HANDICAP from closing odds? It's virtually impossible to even BET closing odds because most often they hit the board after the windows close. At off-track sites, all betting ends when the first horse is loaded into the gate.

Thus, when one writes about closing odds he's tilting windmills unless he's standing at the large transaction window and has a last flash deal with the teller.

Granted, there are, over all, a few more races in which the closing odds are slightly lower than the Morning Line. The monetary difference however, is minimal. Whereas using the Morning Line, especially since it's available for handicapping purposes almost a full day in advance, the monetary profit is substantially better!

I thought Barry Meadows' specialty was *Money Secrets at the Racetrack*. One thing for sure, the content of the portion of the article published here is NOT in keeping with long-term valid statistics that are applicable to racetracks throughout North America.

Now you know why I recommend *American Turf Monthly* over the new *Horseplayer Magazine*. ATM is admittedly eclectic, with something for everyone and makes no claim for the validity of its articles or advertising. HORSEPLAYER on the other hand, makes a big point of alleging that its writers are all renowned experts offering the "True Gen."

Trust nothing. Suspect everything and everyone.  
Even me. Barry Meadow

**YOU GOT THAT RIGHT, BARRY.**

## **THE BOTTOM LINE**

Using old fashioned racing terminology, when a horse goes off at odds *lower* than the Morning Line, it is called an *underlay*. When its closing odds are *higher* than the Morning Line, it's an *overlay*. For at least 20 years, underlays have outnumbered overlays. Yet, the dollar difference has been and continues to be, in favor of determining value from the Morning Line over Closing Odds because the per dollar potential profit differential favors the Morning Line. In short, based on only a \$2 wager, you profit (in this study) an average of 63¢ per race when using the Morning Line ( a little higher based on my 20 year all-track averages). Further, when you do get less using Closing Odds, if you're lucky enough to know what they'll be, your loss is minimal. When using the Morning Line for the basis of your wager, your ultimate profit is much higher.

It seems very strange to me that, of all people, Barry Meadow should author such a diatribe on this subject. He is one of the foremost advocates of having people make their own Morning Line because, he says, they're far superior to Tote Odds. Based on a 20 year study, I'd say that it takes a lot of ego to presume one can come up with odds that are superior to the program Morning Line odds that have a twenty year record of superiority at virtually every track in North America.

My reason for wagering from the Track Program Morning Line was based first on my 1970's experience of wagering in Nevada and Mexico where all one had to go on was the Morning Line. No TV shots of Tote Boards or any other aids. The end result was that I made more money basing my wagers on the Morning Line than I would have knowing the Closing Odds. Now 20 years later, we have telephone off-site wagering in Connecticut and other places. No odds, just a Morning Line.

Many of you worry about this. It's a part of the "single-race-bet-worry" syndrome. In truth, for every race in which you make a bet wherein you win the race but lose a few dollars, there will be compensating races in which the opposite surprise occurs. You wager on apparent underlays that wind up giving you huge overlay payoffs.

In the final analysis, gained through the help of hundreds of clients, you'll end up making more profit betting the Morning Line than you will by trying to make your own line or analyzing the tote board. The procedure is both financially and psychologically sound.

Naturally the experts will say it's a "flat out wrong whopper" because they sell procedures that, while financially sound in theory, are psychologically destructive in fact.

Just remember the words of proven consistent winner, Buddy Eldorado: "Read all the experts, find out what they're doing and then, if you want to win, DO THE EXACT OPPOSITE."

Thank God I'm not an expert.





Howard G. Sartin, Ph.D



# The Psychology of Winning

*And Dorothy and Toto took the yellow brick road to find The Wizard of Oz.*

Even before L. Frank Baum wrote *The Wizard of Oz* and throughout the years since, 'horse-players', even handicappers, have sought their own Yellow Brick Road to the land of horse race magic where picking winners, in-the-money horses, and exotics is an easy task requiring little, if any work. Where riches flow like water running downstream and the word 'simple' is paramount.

In a recent American Turf Monthly article I wrote that only 2% of all who 'played' the races won consistently. This almost universally accepted fact so disturbed one reader that he wrote the Editor of ATM for confirmation. Here is a portion of his letter (writer name withheld):

Dear ATM

In his article in the February 1995 issue of ATM Howard Sartin writes "...only two percent of all handicappers win consistently enough to make a livelihood."

Having seen this same statistic in other books and articles, I am curious how it is derived. That is, how does anyone know how many handicappers are actually showing an overall profit after steady play? Perhaps it is 10%, perhaps it is 0%. Is this a case where there is actual research to back up this statistic, or is it a case where someone grabbed the 2% figure out of thin air and it's been repeated ever since.

Given the importance of this statistic, indicating the difficulty in successfully handicapping the races, I would appreciate any information on how accurate it is.

Yours truly,

The Editor sent me the letter to answer. I hope I wasn't so cavalier in my reply that the man stops subscribing to ATM. Here is a person who was shocked by the assertion that successful handicapping is difficult. His letter indicates that he wants someone to tell him otherwise and implies that if it's difficult he may not want to pursue it.

Without laboring the point by printing my actual reply here is the gist: The statistic comes as a result of the complex computer equipment now used by most racetracks in which they can isolate the number of wagers, the amount of each and the subsequent payoffs. Hence they can compute the relationship between *net* money received, *net* payout, and *net* amount of persons receiving those *net* payoffs.

Before computers, a similar statistic was gained through interviews, surveys and other means of gathering data. The figure I use has been verified by the DRF and, among others, renowned racing author, Steve Crist, who graduated from Harvard. But don't hold that against him: *He* didn't flunk Chaucer.

After verifying the statistic I told the writer to STOP worrying about the minimal number of consistent winners and to focus on *becoming one of them!* – to accept the challenge and meet it head on. I stressed visualization and determined focus and, especially, to avoid accepting the bevy of mainstream myths by which he seemed plagued. I emphasized the fact that he should begin from the top and learn the realities of winning at the race track, not the claptrap to which he's apparently been overexposed. I concluded by telling him that if his ego was so fragile that he could *not will* himself to be among the 2%, to confine himself to \$2.00 bets and become a recreational handicapper. I also told him I didn't want him as a client because I had enough delusional dreamers already.

Compared to some of the 'land of OZ' letters I get from non-clients, this man's was relatively rational. On the whole, negative letters from non-clients (along with those from the 18% of clients who account for my failures) stem from their refusal to accept my prescription for winning. They reject my paceline selection method, so like the one in AODDS, persist in using too many horses and/or multiple lines averaged, dwell on class distinctions where they *don't* apply (as they do in High Allowance, Handicap, and Stake Races) and disdain the facts pertaining to Long Shots: That they come primarily from horses who won or came in very close but with slower time; and horses that were beaten by more lengths than acceptable by mainstream standards but ran against an extremely fast pace as indicated by their Speed Rating.

Despite Jim Bayle's SportStat data indicating the superiority of the Speed Rating plus Variant over other rating numbers, including Beyer's, a small coterie of *even our own people* refuse to accept the fact, thus denying themselves use of one of the DRF's finest tools. They also reject the use of 3 Year Best times because they are too fast. What they fail to understand is inherent in the concept of relativity. **Par times, Normative times and 3 Year Best** all represent numbers that are relative to the highest number. If high is 100 or 97 or 89 it matters not in the least. If high is *too high*, all other numbers derived from the same source, will also be *relatively too high*. The same is true if the high is too low or somewhere in between.

Racing is composed of variables. There are no *exactitudes*, except for one: Barring disqualification, the horse that crosses the finish line first, wins. This also applies to horses that cross second and third – they pay off too.

The most prevalent behavioral manifestation of those few (18%) clients who write us with

problems is: they try to mix yesterday's mainstream concepts with their use of the Methodology. One cannot succeed with *this* Methodology by using the rule oriented concepts one learns from fellow 'horseplayers' or from outmoded books and articles. The Sartin Methodology does not fit on a Smorgasbord table with a variety of other dishes. We are dedicated to the realities of *winning*, not the prevailing theories of handicapping.

The principle 'problem' areas are using mainstream guidelines for 'true' contender and paceline selection.

- 1) Mainstream Recency 'Rules'
- 2) Man-made Class Figures, especially in claiming Races
- 3) Old Mainstream prejudices against DRF Speed Ratings, Variants and 3 Year Best times
- 4) Misconceptions about so-called 'value' wagering on 'higher' odds horses just because of price, *not* because they show any indication of winning

There are others but these are prime.

In past articles we have described what Freud and several generations of others in the psychiatric field have termed 'oral fixation' or the arresting of certain areas of emotional development at the oral stage of infancy, causing the subject to have an accelerated belief in 'magic'. Some practitioners argue that this phenomenon's more closely associated with the anal stage; others with genital-eurethal focus. Whichever, the projected belief in magic stems from the fact that before the infant brain has developed to the point of cognition, virtually all its needs are taken care of: feeding, diaper changing, shelter and parental comforting when crying indicates disturbed feelings. With no conscious ability to reason cognitively, the infant perceives these attentions as magic.

When one's emotional development is arrested at one of these stages, a belief in magic continues throughout life despite the individual's normal growth intellectually, physically and capacity to deal with most problems inherent in business, industry and high-skill professions. In fact some of these people become remarkably successful in those fields.

Yet many are emotionally arrested in certain areas, the most significant of which (to us) is gambling. Those who believe in the magical words of system sellers or that success in handicapping can be reduced to a few simple rules are representative. Another symptom is the tendency to be the victim of the prejudices and opinions of the 'last' person who they read or talked to about 'picking horses'. This is the Last Man's Man syndrome (or, to be politically correct, the Last Person's Person syndrome). Since our subjects are prone to believe in magic anyhow, they are highly susceptible to myths, rumors, tips, opinions, and the suggestions of others, even when they are strangers.

To avoid traveling the magical Yellow Brick Road, and suffering from magical delusions, I recommend that anyone so afflicted *expand* his/her field of interest. Begin reading books and articles not associated with horse racing. Extend you range of comprehension and your

vocabulary. There is no excuse for anyone saying they don't 'understand' the meaning of a term when dictionaries are so cheap and plentiful. Take an interest in the arts and sciences. Successful handicapping has more in common with art and science than with 'how to'. In short, broaden your horizons. Seek the status of the proverbial Renaissance Man (Woman). Regardless of what you may hear or read, the most successful and happy handicappers are *not* monomaniacal about horses or horse racing. They are well-rounded and well grounded individuals.



Recently I received a letter from a new client asking me if my 20 race exercise (and other recommended treatment procedures for so-called 'pathological gamblers') and my terminology 'LG's' (Losing Gamblers) should not be the same for persons addicted to anything else: Alcohol, narcotics, cigarettes, food, etc. Here is my answer already sent to him by letter:

*Discipline problems in proper wagering have certain similarities to those found in such addictive problems as habitual smoking, excessive drinking, narcotics use, and eating disorders. Yet, at the same time, there is also a BIG difference in the categories.*

*Smoking, drinking drug abuse and a degree of gluttony can all lead eventually to irreversible tissue damage and morbidity. Improper handicapping/wagering does not; although certain visceral and/or cardiovascular problems might arise from extended anxieties caused by consistent losing.*

*All these problems can be – MUST ultimately be – cured by self imposed will and determination with or without a 12 step or other kind of support group.. Even in AA; GA and NARCANON, the addict must ultimately make the decision to quit within him/herself, despite the use of 'sponsors'. No one else can do it FOR you. In essence any curative procedure constitutes a form of reprogramming or re-parenting.*

*My own practice is now confined to those with 'gambling' problems, the biggest of which is total lack of discipline and adult reasoning in the area of wagering. If one persists in losing despite all therapeutic intervention and instruction, I recommend quitting, except for a few recreational \$2 bets. It is contrary to my purpose to encourage any form of gambling by persons who purposefully remain 'pathological'. And, despite conscious beliefs to the contrary, such a persistent pathology is subconsciously PURPOSEFUL!*

Hence, my recommended 20 race exercise and other self-treatment procedures I've written about in previous issues of the Follow Up and in my booklet *The Psychology of Winning*.

'Horseplayer' handicappers do not, in general, see their problem as being akin to chemical or food addiction. They view it as being quite normal, which, statistically, it is. Based on the

American, purely statistical definition of 'normal', both losing and unsound wagering practices are normal – 95% of all 'horseplayers' lose, so it's the normal thing to do. If you are in the 5% who win on a given day, or in the 2% who win consistently, you are abnormal or, to put it more kindly, exceed the norm by a wide margin. Such persons are socially suspect, so don't expect much admiration from your normal peers.


You can be assured however, that some of the most successful handicappers and wagerers smoke like chimneys, on occasion drink to excess and eat like Henry VIII. So, in this area there is no correlation between handicapping, wagering discipline and the other potential excesses.


I'm sure that you all know that when I talk about 'magic' I'm referring to the delusional perception of 'horseplayers' whose cognition in the area of gambling or stochastic events was arrested at age two even though their other cognitive abilities may have taken them to the top of their profession or occupation.

Just remember that when the Yellow Brick Road led Dorothy to the Wizard, he was not the imposing and frightening giant he appeared to be, but just a little old man who looked suspiciously like the late actor, Frank Morgan.

In keeping with the nature of some of your questions a test has been recently developed for use by primary care physicians to determine a patient's possible need for the kind of psychiatric help that falls beyond the normal domain of the primary care physician. This 26 question pencil-paper test has been published and disseminated to all AMA M.D.'s so it's OK to reprint it here. Knowing how you all love to take tests, it might be helpful.

It's for *your* eyes (or your physicians) and personal analysis only. I don't need to see your answers. Refrain from taking it too seriously. It is highly simplified and approved by the AMA:





A group of psychiatrists who specialize in surveys devised the test, called the PRIME-MD (Primary Care Evaluation of Mental Disorders).

Here is the one-page questionnaire, intended for patients to complete before seeing their physicians. Note that one "yes" answer does not mean you have a mental health problem. But the more "yes" responses you have, the more likely you are to have one. See your doctor if you have any questions or concerns.

**During the past month, have you often been bothered by:**

1. stomach pain
2. back pain
3. pain in your arms, legs, or joints (knees, hips, etc.)
4. menstrual pain or problems
5. pain or problems during sexual intercourse
6. headaches
7. chest pain
8. dizziness
9. fainting spells
10. feeling your heart pound or race
11. shortness of breath
12. constipation, loose bowels, or diarrhea
13. nausea, gas or indigestion

THROUGHOUT THE YEARS I HAVE LEARNED THAT "HIDDEN" HEALTH PROBLEMS ARE OFTEN CAUSATIVE FACTORS INHIBITING HANDICAPPING SUCCESS. GOOD HEALTH IS GOOD MIND-BODY HEALTH. NEITHER SHOULD BE IGNORED. IF IN DOUBT, GET A COMPLETE EXAMINATION.

Doc...

14. feeling tired or having low energy
15. trouble sleeping
16. the thought that you have a serious undiagnosed disease
17. your eating being out of control
18. little interest or pleasure in doing things
19. feeling down, depressed, or hopeless
20. "nerves," or feeling anxious or on edge
21. worrying about a lot of different things

• • •  
**During the past month . . .**

22. have you had an anxiety attack (suddenly feeling fear or panic)
23. have you thought you should cut down on your drinking of alcohol
24. has anyone complained about your drinking
25. have you felt guilty or upset about your drinking
26. was there ever a single day in which you had five or more drinks of beer, wine or liquor

• • •  
**Overall, would you say your health is:**

- Excellent
- Very good
- Good
- Fair
- Poor



# VOX POPULI

## THE CLIENTS SPEAK

Dear Dr. Sartin,  
I can tell you, unreservedly, that 1994 was my best year betting on horse races. Please feel free to bask in the glory of your achievements, as I am doing, and of course leave a little basket (a basketette?) for all those who helped us achieve our goals. What a great feeling!  
The Calder meet has just finished. My win percentage was low, 52%, but my average mutuel was \$11.30. Every winner I had paid either less than \$5.00 or more than \$13.00, nothing in between. Woodbine averaged out 60% and \$8.80 for all of '94. The fall, especially the last two weeks of the meet, were difficult and hence more rewarding.  
B.D., Ontario, Canada

Dear Doc,  
Both my handicapping and my life are not as fruitful as I would like them to be. Fortunately listening to self improvement tapes and reading psychological and self help books have significantly changed my awareness and outlook on life. Your articles and lectures were the impetus of that change and Sisyphus is becoming less and less a part of my life. Thank you for your help and inspira-

tion. Please keep the information coming. I know that I'm not the only one that is benefiting. God bless and be well,  
C.I., New York

**DOC'S COMMENT: All journeys begin with a first step. C.I. has taken it. The destination is now within reach.**

Dear Sir,  
Please find enclosed my cheque and an order form for the Quad Rater. I'm sure this next step in the evolution of handicapping will be as astounding as your Thoromation program.  
The Follow Up bi-monthly certainly keeps your adherents in the hinterlands abreast of current thought in the Methodology. I congratulate (you) for a job extremely well done.  
C.G., Ontario, Canada

Doc,  
I have thoroughly read all of the basic membership materials. I appreciate what you have put together for people who are willing to work in order to win at the race track. I have always enjoyed thoroughbred handicapping and its potential rewards. I recently completed

graduate school and am a proficient PC user. (Utilizing your Methodology and software is a perfect combination for me.) I have read all of the widely known handicapping books and some obscurely unknown. I also get a number of "\$1,000-a-day-with-\$20-bet" systems that go right in the trash. I have to honestly say that out of all the material I covered, I was able to get more out of your manuals. The print is not fancy, but the content is rich. I plan to use Synergetic II and work my way to Thoromation. How do I get there? Are you seeking a written report, winning % or \$amount? I am willing to make a commitment and do whatever it takes.  
Thank You,  
N.L., New Jersey

...I am looking forward to the Las Vegas workshop, and plan to have the Quad-Rater added to my Match Up program. I will also need Doc's book *The Psychology of Winning* and some back issues of the Follow Up.

I have nothing but praise and Amen's for this Methodology.  
H.N., Kansas



Dear Dr. Sartin:

The extremely professional, but pleasant and amusing commentary by yourself, Jim "the hat" Bradshaw, and Tom Brohamer was worth the entire cost of the seminar attendance as far as I am concerned. If one can adjust their ears to hear the voices of experience and just make a few notes on a tablet; you will have an edge on your peers in departing the apprenticeship stage before your time. Longevity does not make a successful horseplayer, neither does seminar attendance. One can attest to that fact by observation. The right attitude and the desire, however, I believe can help one to catapult into the "horseplayer's captain's seat" if you don't get too bold about your own expertise and do your "homework".

My thanks for your continuing success to bring the best there is in professional expertise to those of us in the Sartin Methodology and a chance to hear and freely judge ourselves. What dynamics were on display (at the seminar) as the Methodology started with your remarks and climaxed with you, Jim "the hat" Bradshaw and Tom Brohamer's splendid display of horseplayers skills in attacking,, dissecting and presenting the card for the next day's races. It was professionalism in the truest sense of the meaning of the work!

Sincerely,  
J.A., Texas

Dear Dr. Howard Sartin,  
Thank you for allowing me to join the group. I do realize that not everybody is accepted. Only those willing to work hard to achieve a realistic return are

accepted. Hopefully you recall sending me the Modern Pace Handicapping software in December. I have been working very hard and practicing with the software. I like it very much. I have made such advances in my contender selection and pace line selection that I plan to learn Thoromation later this year. In my last letter to you I conveyed a deep respect for you (and your family). I respect you now even more than ever.  
Best Regards,  
R.B., California

Dear Dr. Sartin:

Well I finally got around to completing the Thoromation charts and getting them ready to send. All has been going well and the new Quad program is working wonders with \$20 winners ...  
J.L., California

Dear Howard:

I recently had the opportunity to invest a day at the races from Santa Anita. It turned out to be quiet a profitable day. I invested in 7 races and won 5 for a win percentage of 71. I connected on 5 of 7 Exactas and 2 of 3 Triactors.

The opening feature on Quad-Rater is by far the feature (that's) going to get your contenders. This makes it so simple to get the right horses in the program.

You are such a genius for making such a program. Quad-Rater is a stand alone program but with confirmation with Thoromation these two go hand in hand.

I've enclosed my print outs of the day's races.

I would like to thank you and a fellow client, C.H. He has

sent me a few racing forms from Santa Anita to look at. There are no newspaper results but I have enclosed the prices from the program. Quite impressed,  
D.C.M., Canada

Doc,

Please send the Quad-Rater and Factor Evaluator - check enclosed.

I've used your programs for the last 12 years and I'm still doing very well at the track.  
T.E., Florida

Dear Doc & Shane,

I can't tell you how much of a difference the two Energy workbooks and Energy II have made in just this last week since studying them. I had totally mis-understood the readouts in Thoromation and didn't know it.

Also attached is a check for the Follow Up renewal and my #3 report.

Thank You!

B.H., California

Dear Dr. Sartin & Crew:

The enclosed rather "sloppy" study of the races in the Follow Up's #44 thru #47 plus the Thoromation manual was interesting. Using Ultra Scan "raw" I hit about 75%.

I am sending a check today for Quad-Rater. Mostly I'm after the print outs on the top of Ginny Butlers example races. (issue #47, page 31). I hate doing APV's or CLV's because it takes me so much time, and then I often forget what I have done.

Best to you all...

R.M., Nevada





Dear Doctor Sartin:

I would first like to say I am honored and proud to be a part of your Methodology. My knowledge and insights into handicapping have increased tremendously. I owe it to what you have created and I thank you.

I felt compelled to write you because of the article in Follow Up 45 - "*The telephone call consultations on handicapping factors are virtually useless*" (not technical assistance) I agree!...

(initials, state withheld at client request)

**DOC'S COMMENT:** This client, along with a number of others, does make a good argument for my FU#45 commentary on the fact that phone calls about handicapping matters can produce highly conflicting answers based on the warps and subjective techniques of the person doing the answering - as opposed to **TECHNICAL** questions which are well answered by those **TECHNICALLY** qualified like Jim Bradshaw (downloading questions only please, he's swamped), Spencer Toner, who knows computers, and Shane. But I ask you all to remember that except for Shane, who works under the same dedication to the psychological welfare of clients as I, our teaching members (and others who so freely answer any and all questions whether they know the answer or not) are **NOT** interested in the psychological aspects of handicap-

ping. For the most part, they are winners and rely upon their own interpretations to keep that status. We cannot expect them to answer questions as Shane or I would. They are all distinct **INDIVIDUALS**.

Some persons so ready and willing to give free advice are **NOT** winners. Just look at the **BRIS** and **PRODIGY** bulletin Boards.

This client learned the most valuable lesson possible from his negative experience in phoning: **SELF-RELIANCE**. So if his calls were frustrating to him, he ultimately profited.

THEN THERE IS THIS:

Dear Doc,

There are numerous components to every successful endeavor. The Sartin Methodology, of course, has its constituent pieces which dovetail into a complete process that is both powerful and effective. With you, Doc, orchestrating a symphony of highest order that is considered by us to be the ultimate in handicapping weapons. The seminars are delightful as well as informative to attend. The same can be said for the workshops. The Follow Up is, I believe, the definitive means for continued learning of all aspects of the Methodology. And, the teaching members as the lynch-pins to all of this. I have had the pleasure of conferring with several teaching members. All have been courteous and knowledgeable. But one stands very tall in my estimation. Glen Connolly. This man, who must be popular with many clients, since his phone is

often busy during his designated calling hours, has spent a lot of time assisting me personally. He has guided me from neophyte to where I stand today as a handicapper. From the simplest of inquiries to the most complex intricacies of the Methodology, he has been there. It is not often that I meet someone this knowledgeable, in any endeavor, who is so willing to share what he knows. Obviously, I have a great deal of respect for this gentleman, and I wanted you to be aware of this fact. It is a facet of the Methodology to which I am extremely grateful.

Sincerely,

J.V., Massachusetts

Doc,

...Having received the newer copies of the Follow Up I must say I am really impressed in the quality and format, and how it has changed since #35. Even the material seems to be easier to understand. Maybe my two year hiatus helped in this regard. I am reminded where in one of your earlier audio tapes, Ginny Butler advised a Methodology user to "back off" and re-study the principles to gain a better understanding of the premises from which to work. In truth, I know I missed the Follow Up each month it was to arrive, but I did not realize how much up-dating I was losing out on. The continued subscription is a NECESSITY! to all who would aspire to their improvements in the same. Thanks for everything Howard as I am proud to call you my friend. V.W., California



Dr. Sartin,

I am responding to your (Las Vegas) workshop comment that Fractals doesn't produce long shots. I am enclosing printouts from 2 races on 3-8 and one race on 3-12 where Fractals points to long shot winners. I am also sending a Fractals update. Fractals works.

1. I use the enclosed contender/Paceline Selector guideline. Form. Using it I left Fabulous Bolger out on Sunday.
2. I use all parts of the Fractals read outs. I print the screens that have relevance to me for a particular race. I then use these printouts to make my decisions.
3. Using Fractals I chose winners in 6 or 7 races on Sunday (weekend of the LV Workshop) Fabulous Bolger\* was my sole loss. (\*Doc's BEST BET PICK AT THE WORKSHOP)
4. I have noted the screens and printouts I used in each race. I use several screens for confirmation.

My son-in-law handicapped Golden Gate and Santa Anita on (that same) Sunday and made money at both tracks. His skills are in analyzing the races from the Form. Thank you for welcoming him to the workshop.

I heard some participants comment they would welcome some modeling exercises in future workshops.

Thank you,  
S.P., California

**DOC'S COMMENT: Thank you for your comments on Fractals and the extensive accompanying documentation. It is addressed in this issue. I did NOT say that Fractals failed to produce long shots. I said that it was difficult to**

**fathom from WHICH screen the long shots came with enough consistency to make the program available for sale. I know from experience how it picks long shots when one accepts the fact that they come primarily from the B-C screens. However, when they suddenly pop up on A, it adds to the frailty of the already frail psyche of most handicappers. I've almost got the solution, however, and a new Fractals is in preparation. I'm sorry that my pick, Fabulous Bolger, was your only loss. I usually avoid picking horses at seminars. When I do I always have a good reason. However, I compliment you on sticking to your own guns instead of trying to fire with mine. That's what it's really all about.**

...in closing, I would like to tell something that I have wanted to tell you for a long time, and I hope you don't get mad at me. It seems (that) it upsets you a lot when other so called racing experts criticize you. Did you ever stop to think that these people might be jealous of your work with helping people? I have read a lot of books by Cramer, Beyer, Quirin, Ainslie, Scott, Quinn, etc. Besides Scott all the other racing authors besides you have no system of play, the way I see it. They are all angle players. Bet this first time turf starter because of who his daddy is, bet this horse because he had a bad trip last race, bet this horse because he was claimed last race, bet this horse because he is on lasix for the first time. (Am I) right or wrong? That is a hell of a way to pick winners. You have a concise method of play and they could be very jealous of

you? Think about it.  
Your client,  
R.H., Louisiana

**DOC'S COMMENT: No, I won't get mad at you. It does NOT make me angry when "experts" criticize me. That's a form of flattery. What makes me angry is when they blatantly steal my creations, sell them for their own profit and THEN criticize me.**


Ainslie, now a member of our group, is a fine gentleman. Scott is also above any semblance of jealousy. Cramer has always been very supportive of our efforts. Beyer is an open person and, in his last book, was more flattering of me than he is of most others. Quirin, before he retired from racing, was quite kind in his comments about me. Quinn has, in the past, written very highly of my contributions. Some of the "expert" names you left out have been less than kind; but not out of jealousy. More because I am a threat to their failure to recognize current reality and their messianic posture. The same thing goes on in the scientific community. But thank you for your concern. Just remember the words of Oscar Wilde: "Judge a man not by the quality of his friends, but of his enemies."

Doc,  
I wouldn't be without the Follow Up. It's a thousand percent better since (it) was taken over from what's his name.  
R.H., Florida

NOTE: The Follow Up changed editorial hands with issue # 35.



DOC SARTIN



## BOOK REVIEW

Recently I've been bemoaning the sad fact that a majority of authors writing books or articles on Thoroughbred Handicapping are merely parroting their predecessors. Then, all of a sudden, come TWO books that dare to deviate from the repetitive babble of most contemporary experts. The first, of course, was Mark Cramer's *Scared Money*, where the essential theme dealt with the psychology of winning. The second, from the same publisher, comes right on the heels of the first. It is *Exploring Pedigree* by Mike Helm. The sub-title reads: HANDICAPPING'S NEWEST FRONTIER. In truth, since the book is dedicated to the application of breeding factors to handicapping, it could well have been sub-titled EXPLORING HANDICAPPING'S OLDEST FRONTIER. But since *new frontier* is a buzz phrase with more commercial appeal, it's obvious why it was chosen.

Mike Helm is the author of at least two previous works, both well written and documented: *Bred To Run* and *A Breed Apart*. Both were written primarily for owners, breeders and trainers, so I didn't review them. We DO have a number of owners and trainers in our group but they would buy those books without my urging. We have very few breeders (of horses) among us, so I passed on any reviews.

But THIS one is a (can I say it?) horse of a different color. Whatever, it is unique and sparkling fresh. Its thesis should provide a great wealth of new age help to all handicappers regardless of the method they employ. For us, the book's primary asset is demonstrating how to *eliminate* certain contenders even though they may rank highly on our readouts. This alone can add 5% or even up to 10% to our overall win proficiency. And remember 5% is *one more* win in a 20 race cycle. That could mean the difference between breaking even and winning substantially.

Another advantage to understanding Helm is that when those false favorites and other lower priced mutuel horses are eliminated, our average mutuel *rises* along with our Return On Investment or, following Cramer's Law, our Dollar Per Hour Pay.

Fully understanding and utilizing Helm's material, supported by examples of past performances and results from *many* races, will leave you with no doubt as to when to use the 1 or 2 adjust; and/or OPPOSITE screen approach in Synergetic Match Up, Entropy, KGEN and Thoromation. I found, when going over all of his example races and relying on his thesis, I had no doubt about which of Quad's readouts to use. Raw, Auto or Auto S.

Unlike many of his scrivener counterparts, Helm is not a blatant egocentric spouting absolutes. He doesn't claim to have THE answer, just AN answer. He begins the book with this pertinent quote:

*"If one were to await the possession of absolute truth, one must either be a fool or a mute."*

—Jose Clemente Orozco

Then Helm states:

**This is not to say that pedigree analysis, by itself, is sufficient. Sometimes it is, but most of the time it isn't. You can beat a race with it, but the overall art of handicapping will never be reduced to one monotheistic factor.**

Mike must be quite literate – another rarity in handicapping authors – because Orozco isn't exactly a household name in North America. He was born in 1883 and died in 1949 and is considered perhaps to be Mexico's greatest fresco artist. Many of his works were also displayed in the U.S. He has been called the Mexican Goya. He was an anti-war propagandist and caricaturist during one of Mexico's many revolutions; from whence comes the above quote.

I offer these facts to prove that ALL information

can be gained by *anyone* if they search for it. I wish some of those complainers on the BRIS User forum would realize this.

Perhaps the best and most favorable review of *Exploring Pedigree* can be garnered through various quotes from the Preface, Introduction and the body of the text itself. For example, from Mark Cramer's Foreword:

Mike Helm, author of *A Breed Apart* and *Bred to Run* has reached an inevitable point in his career as writer and horseplayer. For this his first hard-core handicapping book, he has chosen to venture into uncharted territories. With all the volumes out there on class, form cycle, speed and pace, it is remarkable that this is the first book to base its methodology on pedigree, considering that breeding is the oldest factor in handicapping tradition.

In Helm's new book, for the first time, handicapping based on breeding is objectified and to a large extent quantified. While Helm was writing this book, he asked me to test his methods at the eastern tracks as a sort of control to what he was doing out west. At the window, I got paid for my job.

And from Helm's Preface:

Within this context pedigree analysis – the oldest of handicapping approaches – is ironically making a comeback, albeit with a strong assist from the information gathering capacity of the computer revolution. Whereas knowledge of pedigree used to be the exclusive province of breeders, today anyone willing to make a modest effort can apprise themselves of how the progeny of various sires are likely to run, particularly in maiden races and NW1 turf events which often have the largest fields and highest payoffs. Interestingly, it is precisely in these kinds of races – where an appropriately bred horse is trying a sprint, route or turf for the first time – that the top figure horse is most vulnerable and worth taking a shot against.

Helm manages to skirt the issue of the sad decline in the Breeding Industry over the past few years with good reason: Many of his owner/breeder fans would take offense. He comes mighty close to our position however, when he states that:

Another reason for declining mutuels is the fact that fewer horses are being bred. With the

reduction in the annual crop from 50,000 to 35,000 foals, the average number of horses entered in most races has also declined.

In these facts lie one of the more important reasons so many *higher priced mutuels* are produced by horses that the so-called experts overlook and discount even though it happens *every day*, not just in short fields but in longer ones. It is like so-called parity in professional football.

We all know that the number of *lower priced* horses is on the increase at many major tracks, especially in California, because of the proliferation of off-track wagering. We also know that on virtually *every* card dominated by one of the top two favorites, there are two or three long shots that we can get with programs like Quad-Rater, Synergetic Match Up II, Thoromation, KGEN and Entropy II. We know because Shane and I and so many of you are getting them. This book will help you "get" more.

With the aid of the material in *Exploring Pedigree* we can do even better because, when judiciously applied, it will help us to eliminate certain horses that might look good from a standpoint of pure figures but have Breeding (genetic) class deficiencies that strongly indicate they will not run to those figures.

I put *every* one of Helm's races through Quad and Thoromation and managed to win them all by following our own guidelines *plus* the sage advice from Mike's book.

Here is one of the more interesting races. Helm's text indicates that the horse called Pollock's Luck would die in a speed duel with Valiant Nature. Since in their past performance race Valiant ran a 23:1 first quarter and Pollock ran only a 23:4, our own Match Up concept tells us that Pollock will *try* to keep up with a 23:1, thus using up too much Early Energy and have little left over for the final fraction; which is exactly what happened and what Helm predicted would happen. We also see that Valiant's 31:0 second final fraction is the equivalent of 24:4 final quarter. Soul's final quarter was 24:1. Both Soul and Valiant were too fast, *too early* to win this stakes event. While the more astute among us may know that, Helm's book serves not only to solidify our own knowledge but to add to it *immensely!*

**Santa Anita Park**

**4**

**1 1/8 MILES.** (1:39) 57th Running of THE SAN FELIPE STAKES. Purse \$200,000 Added (Grade II). 3-year-olds (Foals of 1991). By subscription of \$100 each to accompany the nomination, \$1,500 additional to start, with \$200,000 added, of which \$40,000 to second, \$30,000 to third, \$15,000 to fourth and \$5,000 to fifth. Weight, 122 lbs. Non-winners of \$60,000 twice at any time or \$70,000 once since December 25 at one mile or over, allowed 3 lbs; Of \$50,000 any distance, 6 lbs. Starters to be named through the entry box by the closing time of entries. A trophy will be presented to the owner of the winner. Closed Wednesday, March 9, with 10 nominations.



**Pollock's Luck**

Own: Lucky Me Stable

MCCARRON C J (178 31 30 27 17)

30Jan94-35A fsl 1 1/8 :234 :474 1:114 1:414 Alw 40000N1x  
 9Jan94-35A fsl 1 1/8 :219 :441 1:084 1:152 Alw 37000N1x  
 20Dec93-1Hol fsl 6f :223 :444 :564 1:09 Mid Sp Wt

WORKOUTS: 10Mar 17 SA 3f fsl :334 H 1/2 10Mar 12 SA 1f fsl 1:373 H 1/2 10Mar 7 SA 1f fsl 1:411 H 2/5 10Mar 1 SA 6f fsl 1:141 H 1/16 10Feb 24 SA 5f fsl 1:02 H 20/21 10Feb 16 SA 4f fsl :442 B 20/21

Dk. b or br c. 3 (May)  
 Sire: Polish Navy (Danzig)  
 Dam: Lucky Us (Nijkesky II)  
 Br: Virginia Knott Bender (Ky)  
 Tr: Cross Richard J (13 3 1 1 23)

*FLH\*  
CTI*

**116**

Lifetime Record:		3	2	0	1	\$42,400
1994	2 1 0 1	\$27,550	Turf	0	0	0
1993	1 1 0 0	\$14,850	Wet	0	0	0
SA	2 1 0 1	\$27,550	Dist	1	1	0

150 86-12 Pollock's Luck 115\*\* Numerous 116\*\* Crowning Decision 118\*\* Brushed, games, 4  
 2.70 93-08 Soul Of The Matter 120\*\* Rotsaluck 117\*\* Pollock's Luck 120\*\* Best of rest 6  
 2.50 95-09 Pollock's Luck 118\*\* Superpak 118\*\* Native Blast 118\*\* Driving 8

**Brocco**

Own: Broccoli Mr & Mrs Albert

STEVENS G L (331 47 65 57 14)

19Dec93-8Hol fsl 1 1/8 :231 :461 1:093 1:403 Hol Futu-G1  
 6Nov93-6SA fsl 1 1/8 :223 :462 1:104 1:424 B C Juvenile-G1  
 7Oct93-75A fsl 7f :224 :454 1:102 1:221 Alw 32000N1x  
 28Aug93-20m fsl 6f :221 :453 1:102 1:164 Md Sp Wt

WORKOUTS: 10Mar 18 SA 3f fsl :364 B 12/23 10Mar 13 SA 7f fsl 1:251 H 1/8 10Mar 7 SA 1f fsl 1:391 H 1/6 10Feb 28 SA 7f fsl 1:244 H 1/7 10Feb 22 SA 6f fsl 1:143 H 23/44 10Feb 16 SA 5f fsl 1:01 B 26/26

Ch. c. 3 (Mar)  
 Sire: Kris S. (Roberto)  
 Dam: Anytime M. (Aurelius II)  
 Br: Meadowbrook Farms Inc (Fla)  
 Tr: Winick Randy (2 8 8 0 20)

*CTI*

**L 119**

Lifetime Record:		4	3	1	0	\$653,550
1993	4 3 1 0	\$653,550	Turf	0	0	0
1992	0 M 0 0		Wet	0	0	0
SA	2 2 0 0	\$537,600	Dist	2	1	0

\*40 97-12 Valiant Nature 121\*\* Brocco 121\*\* Flying Sensation 121\*\* Lacked room 1/2 6  
 3.00 90-10 Brocco 122\*\* Blumin Affair 121\*\* Tabasco Cal 122\*\* 4-Wide 2nd turn 11  
 \*50 92-13 Brocco 118\*\* Delineator 118\*\* Our Blue Michael 115\*\* Crushed foes 6  
 \*100 87-12 Brocco 117\*\* Sir Harry Bright 117\*\* Dawson Ridge 117\*\* Wide, easily 8

**Gracious Ghost**

Own: Whispering Woods Farm

SOLIS A (311 50 58 48 18)

Entered 18Mar94 - 8 GG

28Mar94-6SA fsl 6f :212 :442 :563 1:091 Blisa Chca 75k  
 13Feb94-6SA fsl 7f :222 :444 1:091 1:221 S Vicente BCG3  
 22Jan94-35A fsl 1 1/8 :234 :473 1:111 1:414 S Catalina 75k  
 1Jan94-88M fsl 1 :223 :463 1:112 1:362 Cal Juvenl-G3  
 19Dec93-8Hol fsl 1 1/8 :231 :461 1:093 1:403 Hol Futu-G1  
 27Nov93-8Hol fm 1 :223 :464 1:101 1:343 Generous-G3  
 20Nov93-2Hol fsl 7f :211 :433 1:083 1:213 Md Sp Wt  
 30Oct93-6SA fsl 6f :212 :444 1:094 1:161 Md Sp Wt  
 10Oct93-9SA fsl 6f :214 :443 :57 1:094 Md Sp Wt  
 26Jly93-8Hol fsl 6f :213 :443 :57 1:10 Hol Juv Chmp G2

Awkward start, steadied 1/4  
 WORKOUTS: Feb 11 Hol 4f fsl :473 H 5/22 10Jan 19 Hol 5f fsl 1:011 H 1/8 10Jan 13 Hol 5f fsl 1:011 H 10/22

Gr. c. 3 (Mar)  
 Sire: Relaunch (In Reality)  
 Dam: Ambe (Olden Times)  
 Br: Hunter Barbara (Ky)  
 Tr: Van Berg Jack C (164 24 36 19 14)

*B13*

**L 116**

Lifetime Record:		11	1	5	0	\$107,625
1994	4 0 3 0	\$56,875	Turf	1	0	0
1993	7 1 2 0	\$50,750	Wet	0	0	0
SA	5 0 3 0	\$44,575	Dist	2	0	1

\*120 83-13 King's Blade 116\*\* Troyalty 122\*\* Subtle Trouble 119\*\* Lacked room 3/8 5  
 5.50 89-13 Fly'n J. Bryan 114\*\* Gracious Ghost 114\*\* Cois Na Tine 115\*\* 2nd best 6  
 7.80 82-12 Wekiva Springs 121\*\* Gracious Ghost 116\*\* Dream Trapp 117\*\* No match 5  
 3.40 86-16 Robannier 115\*\* Gracious Ghost 113\*\* Delineator 118\*\* Steaded 2nd turn 5  
 8.20 86-12 Valiant Nature 121\*\* Brocco 121\*\* Flying Sensation 121\*\* Gave way 6  
 6.50 89-10 Delineator 118\*\* Devon Port 115\*\* Ferrara 114\*\* Late gain 8  
 2.50 96-04 Gracious Ghost 118\*\* Devil's Mirage 118\*\* Diamond Ball 118\*\* Driving 7  
 2.10 79-12 Soul Of The Matter 117\*\* Al's River Cat 117\*\* Elaine's Love 117\*\* Weakened 7  
 \*2.40 86-16 Sky Kid 117\*\* Gracious Ghost 117\*\* Al's River Cat 117\*\* Too late 11  
 16.00 83-11 Ramblin Guy 117\*\* Swift Walker 117\*\* Individual Style 117\*\* 8

**Soul Of The Matter**

Own: Bacharach Burt

DESORMEAUX K J (263 59 47 31 22)

5Mar94-15A fm 1 :222 :46 1:103 1:351 Pirate Cove 60k  
 Lacked room 2nd turn & 1/8  
 9Jan94-35A fsl 6f :213 :441 1:084 1:152 Alw 37000N1x  
 26Nov93-11Hol fsl 1 :222 :443 1:081 1:21 H Prevue BC-G3  
 Drifted in, checked 1/8  
 30Oct93-6SA fsl 6f :212 :444 1:094 1:161 Md Sp Wt

WORKOUTS: 10Mar 17 SA 4f fm :483 H (4) 1/2 10Mar 4 SA 2f fm :371 H (4) 2/7 10Feb 27 SA 6f fm 1:17 H (4) 1/1 10Feb 24 SA 5f fm 1:032 H (4) 1/1 10Feb 6 SA 1f fsl 1:413 H 5/6 10Jan 31 SA 1f fsl 1:40 H 3/7

Dk. b or br c. 3 (Apr)  
 Sire: Private Terms (Private Account)  
 Dam: Soul Light (T. V. Commercial)  
 Br: Blue Seas Music, Inc. (WV)  
 Tr: Mandella Richard (66 11 13 12 17)

*T/2  
CTI*

**116**

Lifetime Record:		4	2	0	2	\$58,750
1994	2 1 0 1	\$28,350	Turf	1	0	1
1993	2 1 0 1	\$30,400	Wet	0	0	0
SA	2 2 0 0	\$35,750	Dist	0	0	0

2.70 87-07 Eagle Eyed 113\*\* Majestic Style 114\*\* Soul Of The Matter 115\*\* 8  
 \*50 95-08 Soul Of The Matter 120\*\* Rotsaluck 117\*\* Pollock's Luck 120\*\* Drifted in 1/16 6  
 2.00 97-09 Individual Style 121\*\* Eganant 117\*\* Soul Of The Matter 115\*\* 6

**Valiant Nature**

Own: V H W Stables

PINCAY L JR (279 43 39 32 15)

19Dec93-8Hol fsl 1 1/8 :231 :461 1:093 1:403 Hol Futu-G1  
 17Nov93-4Hol fm 1 :222 :443 1:111 1:361 Md Sp Wt  
 Quarter time unavailable  
 10Oct93-9SA fsl 6f :214 :443 :57 1:094 Md Sp Wt

WORKOUTS: 10Mar 18 SA 4f fsl :461 H 1/4 10Mar 13 SA 1f fsl 1:373 H 1/5 10Mar 7 SA 1f fsl 1:433 H (4) 1/1 10Feb 28 SA 2f fm 1:274 H 1/1 10Feb 22 SA 7f fsl 1:284 B 12/26 10Feb 16 SA 2f fm 1:314 H (4) 4/4

B. c. 3 (Mar)  
 Sire: His Majesty (Ribot)  
 Dam: Premium Wile (Lyphard)  
 Br: Winchell Verne H (Ky)  
 Tr: McAnally Ronald (106 17 13 13 16)

*CTI*

**119**

Lifetime Record:		3	2	0	0	\$291,500
1993	3 2 0 0	\$291,500	Turf	1	1	0
1992	0 M 0 0		Wet	0	0	0
SA	1 0 0 0		Dist	1	1	0

16.00 96-12 Valiant Nature 121\*\* Brocco 121\*\* Flying Sensation 121\*\* Speed, held 6  
 \*2.50 84-14 Valiant Nature 118\*\* Saltgrass 118\*\* Unrivalled 118\*\* Ducked in 1/16 9

EXPLORING PEDIGREE

172

**FOURTH RACE**  
**Santa Anita**  
MARCH 20, 1994

1 1/4 MILES. (1.39) 57th Running of THE SAN FELIPE STAKES. Purse \$200,000 Added (Grade II). 3-year-olds (Foals of 1991). By subscription of \$100 each to accompany the nomination, \$1,500 additional to start, with \$200,000 added, of which \$40,000 to second, \$30,000 to third, \$15,000 to fourth and \$5,000 to fifth. Weight, 122 lbs. Non-winners of \$60,000 twice at any time or \$70,000 once since December 25 at one mile or over, allowed 3 lbs; of \$50,000 any distance, 6 lbs. Starters to be named through the entry box by the closing time of nominations. A trophy will be presented to the owner of the winner. Closed Wednesday, March 9, with 16 nominations.

Value of Race: \$208,500 Winner \$118,500; second \$40,000; third \$30,000; fourth \$15,000; fifth \$5,000. Mutuel Pool \$621,845.00 Exacta Pool \$573,865.00 Quinella Pool \$71,448.00 Minus Show Pool \$108.17

Last Raced	Horse	M/E	Q	A	WT	PP	St	1/4	1/2	3/4	Str	Fin	Jockey	Odds \$1
Mar94 1SA3	Soul Of The Matter	B	3	116	4	5	5	5	5	5	37	12 1/2	Desormeaux K J	6.30
19Dec93 8Hol2	Brocco	LB	3	119	2	2	32	2nd	25	1hd	2hd		Stevens G L	0.90
19Dec93 8Hol1	Valiant Nature	B	3	119	5	4	11 1/2	12	11	22	31 1/2		Pincay L Jr	1.30
2Mar94 8SA5	Gracious Ghost	LB	3	116	3	3	43	44 1/2	41 1/2	45	48		Solis A	26.40
30Jan94 3SA1	Pollock's Luck	B	3	116	1	1	21	33 1/2	3 1/2	5	5		McCarron C J	12.40

OFF AT 2:02 Start Good. Won driving. Time, :23 1/4, :47 3/4, 1:12 1/4, 1:37 1/4, 1:44 3/4 Track muddy.

**\$2 Mutuel Prices:**  
 5-SOUL OF THE MATTER ..... 14.60 3.60 2.20  
 3-BROCCO ..... 2.60 2.10  
 6-VALIANT NATURE ..... 2.10

**\$2 EXACTA 5-3 PAID \$32.20 \$2 QUINELLA 3-5 PAID \$11.20**

Dk. b. or br. c. (Apr), by Private Terms-Soul Light, by T. V. Commercial. Trainer Mandella Richard. Bred by Blue Seas Music, Inc. (WV).

The fourth race at Santa Anita on March 20th run on a tiring surface is a more formful example of a horse running to his OT breeding. Looking at the field, Pollock's Luck is coming off a two month layoff, is bred to hate an off-track and can be thrown out. While Valiant Nature beat Brocco in December, he has been off for three months and is not bred, especially on his bottom side, to like an off-track. Though Brocco also hasn't raced since losing to Valiant Nature, he won off works as a first-time starter and has decent C+ off-track breeding. Gracious Ghost has recency and superior sloppy off-track breeding in his favor, but he has already been trounced by Valiant Nature and Brocco and is unlikely to move up enough on a tiring track to defeat either of those two rivals, in spite of the mud caulks he is getting.

This leaves us with Soul Of The Matter who, at 6-1, has several things in his favor: first off, he is by Private Terms whose progeny, like other sons of Private Account, do well on tiring tracks; secondly, he is the only horse in the race with a recent route prep; and thirdly, his 2-year-old Beyers compare quite favorably with those of Valiant Nature and Brocco.

So how to bet? Given the likely speed duel between Polluck's Luck and Valiant Nature, both of whom are also unlikely to relish the off-going, first Brocco and then Soul Of The Matter are likely to pick up the pieces. A prime Win bet on Soul Of The Matter is in order, as well as keying him in an exacta box with Brocco, the only other horse that might like the tiring surface.

While Soul Of The Matter ran to his T rating, it is important to once again emphasize that he also had good current form, a beneficial pace duel, and competitive Beyers going for him. Without these other handicapping factors, his off-track breeding might not have been enough to get him to the winners circle.

Handicappers should primarily use the OT ratings in *Exploring Pedigree* to supplement other insights they have about races run on sloppy or tiring surfaces. In many instances, these ratings will be more useful in toning down a handicapper's enthusiasm for a horse bred to hate an off-track, than in identifying the likely winner.

*Exploring Pedigree* is a must for every serious handicapper's library. I strongly recommend it. To indicate the breadth of its scope, here is a copy of the table of contents:

## Table of Contents

Foreword by Mark Cramer

Preface

- 1 Origins of the Ratings
- 2 The Dynamic Between Speed and Stamina in the Evolution of the Thoroughbred
- 3 The Case for Playing Maiden Races
- 4 Maiden Special Weight Races for 2-year-olds
- 5 Maiden Special Weight Races for 3-year-olds
- 6 Maiden Claiming Races
- 7 Handicapping for Stamina in Routes
- 8 Handicapping for the Turf
- 9 Handicapping for Off-Track Performance
- 10 Epilogue
- 11 Sire Ratings
- 12 Selected 1994 Stud Fees

The updated and newly developed formula SIRE RATINGS alone are worth the price of the book.

### Exploring Pedigree

\$29.95 - soft cover

(+ 8.25% sales tax for Californians)

\$3.00 Priority Shipping


Order direct from  
City Miner Publishers

PO Box 176

Berkeley, CA 94701

or from

Gambler's Book Club  
630 South 11th Street  
Las Vegas, NV 89101



## Other Books We Truly Recommend...

**AINSLIE, TOM**

All works providing you remember that these essential texts are over 30 years old. Content is still excellent basic material even if certain specifics have changed

**BROHAMER, TOM**

*Modern Pace Handicapping*  
A MUST for all

**CRAMER, MARK**

Everything he's written, especially:  
*Please Hold All Tickets,*  
*Kinky Handicapping,*  
*Scared Money*

**BEYER, ANDY**

All his works are both stimulating and amusing. But his best is, for our purposes,  
*Beyer On Speed*

**MAHL, HUEY**

*The Race Is Pace*

**MITCHELL, DICK**

*Winning Thoroughbred Strategies*  
A watered-down version of his  
*Thoroughbred Handicapping*  
*As An Investment*  
which was a better book, but probably out of print.

**TAULBOT, RAY**

*Thoroughbred Horse Racing:*  
*Playing for Profit*

## *Reinventing the Wheel*

by Guy Wadsworth

I had steadfastly resisted all opportunities to visit a race track until I was well into my forties. By chance a friend of mine asked me to go to a seminar with him, an event that occurred every racing day in a hotel near Hollywood Park. The seminars were run by Larry Voegle and Jay Richards.

It was quite a surprise to see Larry. We had worked at the same company some twenty years before. He left the company to take up editing a small sport publication, which he quit because the publication started to concentrate on GAMBLING. He had since written two books on handicapping and been giving handicapping seminars for several years.

Larry was doing all his calculations on a hand-held, non-programmable, non-printing calculator. When he found out I had a computer, he asked I would write a program for his system which he called Probability. I did, and there went the summer. Though I didn't know it at the time, his system was not an entirely new concept and appeared in many forms both before and since.

Basically it consisted of about 14 factors such as Class Index, Earnings Per Race, Time Since Raced, etc. Each horse was rated by the sum of the ratings earned in each category. The individual ratings were added together making a grand total. Each horse's rating was then divided by the grand total then multiplied by 100 to determine the horse's probability.

The usual result was that 3 out of the top 4 horses would also appear in the DRF consensus. My financial experience with the system was mixed— mostly negative. When the meeting was over I went back through all the races that had been run. There were two meaningful conclusions: First the system found the winner 92% of the time in the top four and ties, and second was it's hard to make money betting four or more horses.

For about 5 years I purchased as many systems and books as I could afford in an attempt to find a way to beat the game. I built a huge data base which covered an entire season at Del Mar. It started with Larry's Probability Factors, included trainers and jockeys, and new factors were added from other systems. Many Spot Play factors were also included. Each factor and various combinations were utilized in an attempt to locate a profit.

At one point I believed that I had really found something — the *Magic Number*. The formula was simple: Total Races/Number of Wins and bet on the horse with the smallest number. Believe it or not this cutie actually worked much of that Del Mar season. Sadly that season



ended and the horses moved on to Pomona, Santa Anita and Hollywood and the cherished Magic Number died a tragic death.

This intensive study lead to the conclusion that *any system* using ratings based upon tables of probability figures is doomed. There is no broad brush formula derived from statistical percentages that will yield a better result than the DRF consensus with perhaps a fourth horse as an outsider. The biggest flaw in all these theories is that their users get hooked on looking for the 'hot' factors and fail to observe the horses themselves (form cycle, pace, speed rating, etc.).

From 1975 onward Doc has read and applied every system and stratagem looking for viable factors. He determined that the most predictive factors came from the pace lines. From this premise many formulas were developed – Velocity, Energy, Deceleration, Chaos Physics, and more.

Doc has never stopped his pursuit of better formulas or better ways to aid decision making. In the beginning his method was ridiculed. Now it is being copied by dozens of sellers.

The heart of the Sartin Methodology starts with proper paceline selection and proper evaluation of the match up. Occasionally a horse will beat you that has nothing to recommend it. It would be hard to make a winner out of him even if you had the Results Charts. There would be little point in changing your procedures to catch that odd animal, because doing so would probably lose many races that you could win if you stuck to your guns.

One victory does not prove that a method works any more than one loss proves that it doesn't.

The temptation to tamper is hard to resist. Those who can't should take their 'new wheel' to the harness races (maybe square or triangular), install them on a sulky and see how the horse does. Before searching the skies for new wisdom, try to apply the logic that Doc and his staff have developed. If you can't win with it and seeking assistance does not help, *then* you might suggest that the shape of the wheel be changed. If you can prove that this is a winner, Doc is always willing to listen. Be sure that your wheel has been given a thorough test at the track (betting real money) and produces a better ROI than following Doc's guidelines.

I am a relative newcomer to the Methodology. I have been working with Doc for only four years. On the subject of variants and adjustments the first thing he told me was, to paraphrase Gertrude Stein, "A variant is a variant is a variant," meaning that only one adjustment is needed to incorporate all variables: Surface, including track to track, dirt/turf, distance, and class and weather influence on track speed. All of these and any other variables are reflected by total and fractional energy expenditure.

Because so many clients tried to create a separate variant factor for each of these and God knows how many other variables, the variations of final rating numbers become unwieldy and completely out of touch with reality. As a result a concerted research program was undertaken to create a single set of fractional variables that was both practical and predictive.

Yet, despite the overall success rate of clients who follow the prescribed Methodology procedures, I have met quite a few who persist in trying to reinvent the wheel. Making arbitrary, subjective adjustments and losing as a result.

I can't understand a client who recognizes Doc's twenty plus years of research at every track in the U.S. and Canada but proceeds to deny the conclusions by launching into a complicated research project of their own by looking for "hot" factors established by percentages which may look good for a day or so at a single track. This is a person who believes that they can find something new by reevaluating factors that have become virtually standard, about which dozens of books have been written and that have been programmed and spread-sheeted to death. Such a person seems to believe that one can find a profit using these antiquated theories when all others have failed.

Though pace and match up analysis on a race by race basis certainly is not exactly precise (nor should it be), the simple fact is, it is better than anything else. Doc took the most viable factors he could find and has generated programs that present the data to clients so that they can make choices based on their own skills.

Accept your losses. If you never had any, then it would mean a method had become the Ultimate Success: the word would get around, and the windows would close. Those who depend on racing for an income would become destitute. The intellectual effort having no outlet would accelerate Global Warming and the earth would die.

The best procedure to follow is to use the programs Doc has provided. Set up some practice races. Run them through Factor Evaluator until you establish a positive ROI. Then go to the track and bet. If your procedures prove out at the track, don't change just because someone makes a suggestion. Do not change your procedures until you have thoroughly tested your variation and your ROI shows a dramatic improvement.

Currently many successful clients are using Quad-Rater and confirming with Thoromation or Synergetic Match Up II. Each program analyzes the contenders and includes the most viable factors thus far developed. Going through all the old linear factors or doing strange things to your pace lines and trying to establish so-called "hot" factors is time consuming, distracting, and muddles decision making.

The main difference between Doc and the so-called experts (*ex* means used to be, and *spurt* is a dribble under pressure) is that Doc wants *you* to succeed. His goal is for his clients to be able to earn a living wage or supplement their income using a small bank. He cares. He will help you. He believes that his success is measured by *your success*.

## Q&A with the Doc

**Q:** How do I tell from which screens which contenders should be used in Quad-Rater?

**A:** First RE-read the manual that came with the program. Then go over all the Follow Up articles on the subject. Then review the various Quad rankings in your Factor Evaluator. In our own experience, a horse that does not have at least a FIVE RANKING in either POR or POH does NOT qualify regardless of its Long Shot potential. Some clients go as high as SIX, even seven, others no higher than four. Let your factor analysis be your guide.

**Q:** You said that Quad-Rater would point to the adjustment we should use in EXDC and Synergetic Match Up II. I don't quite know what you mean. Please explain.

**A:** I made and validated this statement because I keep records. Initially, I used an experimental version of what is now Factor Evaluator. The program shows what readouts and what adjustment get horses that Win, Place and Show. All three finishers may or may not come from the same readouts or adjustment. Longer priced horses may require a different adjustment than those whose payoff is lower. It is all based on one's own choice of contenders and pace lines. If one follows a set procedure in these choices, such as the one we've been prescribing for the past several issues of the Follow Up, the results seen from Shane's and numerous other contributors, should be duplicated by all of you.

AODDS follows a set procedure that is similar to the one I have prescribed in the past several issues of the Follow Up. Many clients who are less self-reliant than others use the lines designated by AODDS and are, by their own testimony, doing better than they ever did before. AODDS is for clients who download and focuses chiefly on getting the winner, although it has offered its downloading users a goodly number of profitable Exotics. Factor Evaluator is designed to cover the entire spectrum of in-the-money horses. Not everyone chooses to download. Financial or other considerations such as sporadic or cyclic handicapping sessions, necessitated by job or whatever, make them dependent solely on using the Daily Racing Form.

The secret of success for *all* clients, whether or not they download, is in following a consistent procedure for contender and pace line selection that works for *them*. I stress consistent because the major problem for *non-winners* is their constant zigging and zagging in this area. Unfortunately, no matter how often I stress using a *consistent* procedure, non-winners always know better than I and go on reinventing the wheel after every loss.

When a consistent procedure is used and one *evaluates* the factors and the adjustment that gets the win, place and show horse, then the answer to most questions will become self-evident. Again I punctuate this statement by saying that quite often *different* readouts and adjustments will be required in order to spot the three different horses

that win, place and show. Just as important to remember, the RAW line graphs in Quad may demonstrate that no Cigar Graph adjustment is required. In virtually every case the Raw, Auto or Two Adjust in Synergetic Match Up II and EXDC/Thoromation will correspond to the Raw, Auto or Auto-S adjustment in Quad.

Only by evaluating factors can you determine this for yourself because each person will deviate subjectively from the procedure employed by someone else. That is human nature. Thus, evaluating your own records takes precedence over someone else's.

We would not want it otherwise. If everyone followed the same, proven procedures there would be nothing but minus pools, impossibly short payoffs and NO longshots. In the final analysis any question answered by an expert is meaningless unless it applies to *your* personal success.

The same applies to marital and other inter-personal relationships. Romeo may have been the perfect lover for Juliet and vice versa. But that does not mean that YOU, male or female, would be happy with THAT particular Romeo or THAT Juliet. Handicapping success is just as individualistic as inter-personal relationships. NO ONE can do it for you or give you a list of instructions. We can only point to A way. There is no such thing as THEE way.

Let me point out something that many of you have missed: Races of a mile and 3/16ths and 7.5 furlongs, do not constitute a *comparable distance* to other routes or sprints. Avoid using them when possible, even if you have to use a sprint or route with a lower speed rating – last four in these cases – because those distances should, when possible, be overlooked.

One bit of on-the-scene historical data

from the March 1995 Las Vegas Workshop should be enough to convince anyone that Jim Bradshaw, AODDS and myself are on the same contender, paceline selector page. In front of a room full of clients we were in complete agreement. Because both Santa Anita and the northern California Bay Area track were water-logged, we reminded clients that Turf horses often win or key Exactas on the dirt in this kind of going. Our prediction record, as certified by numerous letters from clients was 9 wins in 12 races. Races we lost were won by – you guessed it – TURF HORSES. One must adapt one's 'style of play' to the reality of weather conditions existing at the moment of 'play'.

---

I recently received a plaintive letter for help from a client who has NO computer and had stopped corresponding with us after he received his initial Membership package. He was very complimentary in his remarks but, by his own admission, somewhat behind the times in utilizing *only* Phase III formulae figured on a hand-held calculator. Since he was not subscribing to the Follow Up, he was technically no longer a client, but my heart went out to this individual, so I handicapped some of his problem races for him. The first one I show here serves a purpose because it stresses the use of the Tandem concept. And, in the case of the horse named *College Town*, Class, especially in stakes races. Look at *College Town's* earnings per start compared to the Tandem horses. We must NOT let ourselves be deceived by horses who ran *faster* at 8.5 furlongs in a Grade III, less competitive race than the 9 furlong Grade I and/or II runners it's competing against today; especially since today's is a 10 furlong (mile and 1/4) Grade I Stakes (the Strub).

**Santa Anita Park**

**4**

**1 1/2 MILES.** (1:39) 57th Running of THE SAN FELIPE STAKES. Purse \$200,000 Added (Grade II). 3-year-olds (Foals of 1991). By subscription of \$100 each to accompany the nomination, \$1,500 additional to start, with \$200,000 added, of which \$40,000 to second, \$30,000 to third, \$15,000 to fourth and \$5,000 to fifth. Weight, 122 lbs. Non-winners of \$60,000 twice at any time or \$70,000 once since December 25 at one mile or over, allowed 3 lbs; Of \$50,000 any distance, 6 lbs. Starters to be named through the entry box by the closing time of entries. A trophy will be presented to the owner of the winner. Closed Wednesday, March 9, with 10 nominations.



**Pollock's Luck**

Own: Lucky Me Stable

MCCARRON C J (178 31 30 27 .17)

30Jan94-35A fst 1 1/2 :234 :474 1:114 1:414 Alw 4000N1x  
 9Jan94-35A fst 6 1/2 :219 :441 1:084 1:152 Alw 3700N1x  
 20Dec93-1Hol fst 6 1/2 :221 :444 :564 1:09 Md Sp Wt

DK. b or br c. 3 (May)  
 Sire: Polish Navy (Danzig)  
 Dam: Lucky Us (Nijinsky II)  
 Br: Virginia Knott Bender (Ky)  
 Tr: Cross Richard J (13 3 1 1 .23)

**116**

Lifetime Record : 3 2 0 1 \$42,400										
1994	2	1	0	1	\$27,550	Turf	0	0	0	0
1993	1	1	0	0	\$14,850	Wet	0	0	0	0
SA	2	1	0	1	\$27,550	Dist	1	1	0	\$22,000

WORKOUTS: Mar 17 SA 3/4 fst :334 H 1/20 Mar 12 SA 1 fst 1:377 H 1/2 Mar 7 SA 1 fst 1:411 H 2/6 Mar 1 SA 6 fst 1:441 H 11/16 Feb 24 SA 5 fst 1:02 H 20/21 Feb 16 SA 4 fst :487 B 25/71

**Brocco**

Own: Broccoli Mr & Mrs Albert

STEVENS G L (331 47 65 57 .14)

19Dec93-8Hol fst 1 1/2 :231 :461 1:093 1:403 Hol Futu-G1  
 6Nov93-6SA fst 1 1/2 :229 :462 1:104 1:424 B C Juvenile-G1  
 7Oct93-7SA fst 7 1/2 :224 :454 1:102 1:221 Alw 3200N1x  
 28Aug93-2Dmr fst 6 1/2 :221 :451 1:102 1:164 Md Sp Wt

Ch. c. 3 (Mar)  
 Sire: Kris S. (Roberts)  
 Dam: Anytime Ms. (Aurelius II)  
 Br: Meadowbrook Farms Inc (Fla)  
 Tr: Winick Randy (2 8 8 8 .08)

**L 119**

Lifetime Record : 4 3 1 0 \$653,550										
1993	4	3	1	0	\$653,550	Turf	0	0	0	0
1992	0	0	0	0		Wet	0	0	0	0
SA	2	2	0	0	\$537,600	Dist	2	1	1	\$620,000

WORKOUTS: Mar 18 SA 3/4 fst :364 B 13/23 Mar 13 SA 7/8 fst 1:251 H 1/10 Mar 7 SA 1 fst 1:391 H 1/6 Feb 28 SA 7/8 fst 1:244 H 1/7 Feb 22 SA 6 fst 1:143 H 22/44 Feb 16 SA 5 fst 1:01 B 36/76

**Gracious Ghost**

Own: Whispering Woods Farm

SOLIS A (311 50 50 48 .16)

Entered 19Mar94- 8 GG  
 2Mar94-8SA fst 6 1/2 :212 :442 :563 1:091 @Blsa Chca75k  
 13Feb94-6SA fst 7 1/2 :222 :444 1:091 1:221 S Vicente BCG3  
 22Jan94-35A fst 1 1/2 :234 :473 1:11 1:414 @S Catalina75k  
 1Jan94-88M fst 1 :23 :463 :1:12 1:362 Cal Juvt-G3  
 19Dec93-8Hol fst 1 1/2 :231 :461 1:093 1:403 Hol Futu-G1  
 27Nov93-8Hol fm 1 :23 :464 1:101 1:343 Generous-G3  
 20Nov93-2Hol fst 7 1/2 :211 :433 1:083 1:213 Md Sp Wt  
 30Oct93-6SA fst 6 1/2 :212 :444 1:094 1:161 Md Sp Wt  
 10Oct93-9SA fst 6 1/2 :214 :443 :57 1:094 Md Sp Wt  
 26Jly93-8Hol fst 6 1/2 :213 :443 :57 1:10 Hol Juv ChampG2

Gr. c. 3 (Mar)  
 Sire: Relaunch (In Reality)  
 Dam: Ambe (Olden Times)  
 Br: Hunter Barbara (Ky)  
 Tr: Van Berg Jack C (166 24 36 19 .14)

**L 116**

Lifetime Record : 11 1 5 0 \$107,625										
1994	4	0	3	0	\$56,875	Turf	1	0	0	\$6,250
1993	7	1	2	0	\$50,750	Wet	0	0	0	0
SA	5	0	3	0	\$44,750	Dist	2	0	1	\$27,500

Awkward start, steadied 1/4  
 WORKOUTS: Feb 11 Hol 4 fst :472 H 5/22 Jan 19 Hol 5 fst 1:011 H 1/10 Jan 13 Hol 5 fst 1:011 H 10/22

**Soul Of The Matter**

Own: Bacharach Burt

DESORMEAUX K J (263 59 47 31 .22)

5Mar94-1SA fm 1 :222 :46 1:101 1:361 Pirate Cove60k  
 Lacked room 2nd turn & 1/8  
 9Jan94-35A fst 6 1/2 :219 :441 1:084 1:152 Alw 3700N1x  
 26Nov93-41Hol fst 7 1/2 :22 :443 1:081 1:21 H Prevue BC-G3  
 Drifted in, checked 1/8  
 30Oct93-6SA fst 6 1/2 :212 :444 1:094 1:161 Md Sp Wt

DK. b or br c. 3 (Apr)  
 Sire: Private Terms (Private Account)  
 Dam: Soul Light (T. V. Commercial)  
 Br: Blue Seas Music, Inc. (WV)  
 Tr: Mandella Richard (66 11 13 12 .17)

**116**

Lifetime Record : 4 2 0 2 \$59,750										
1994	2	1	0	1	\$29,350	Turf	1	0	0	\$9,000
1993	2	1	0	1	\$30,400	Wet	0	0	0	0
SA	2	2	0	0	\$35,750	Dist	0	0	0	0

WORKOUTS: Mar 17 SA 3/4 fst :492 H (4) 2/22 Mar 4 SA 3/4 fst :371 H (4) 2/22 Feb 27 SA 3/4 fst :1:17 H (4) 1/1 Feb 23 SA 5 fst 1:033 B (4) 2/1 Feb 6 SA 1 fst 1:419 H 5/6 Jan 31 SA 1 fst 1:40 H 3/7

**Valiant Nature**

Own: V H W Stables

PINCAY L JR (279 43 30 32 .15)

19Dec93-8Hol fst 1 1/2 :231 :461 1:093 1:403 Hol Futu-G1  
 17Nov93-4Hol fm 1 :23 :463 1:111 1:361 Md Sp Wt  
 Quarter time unavailable  
 10Oct93-9SA fst 6 1/2 :214 :443 :57 1:094 Md Sp Wt

B. c. 3 (Mar)  
 Sire: His Majesty (Ribot)  
 Dam: Premium Win (Lynchard)  
 Br: Winchell Verne H (Ky)  
 Tr: McAasly Ronald (166 17 13 13 .16)

**119**

Lifetime Record : 3 2 0 0 \$291,500										
1993	3	2	0	0	\$291,500	Turf	1	1	0	\$16,500
1992	0	0	0	0		Wet	0	0	0	0
SA	1	0	0	0		Dist	1	1	0	\$275,000

WORKOUTS: Mar 18 SA 3/4 fst :461 B 1/11 Mar 13 SA 1 fst 1:372 H 1/5 Mar 7 SA 1 fst 1:402 H (4) 1/1 Feb 28 SA 3/4 fst 1:224 H 1/1 Feb 22 SA 7/8 fst 1:264 B 13/26 Feb 16 SA 3/4 fst 1:314 H (4) 4/4

T<sub>1</sub> = 5657

T<sub>2</sub> = 24.9, = 5553

EPS \$43,972

(OK)

**Wekiva Springs**

Ow: Disney & English

Gr. c. 4  
Sire: Runaway Green (Blushing Green)  
Dam: Jetting Angel (Tri Jet)  
Br: Disney Donald R (Fla)  
Tr: Hess R B Jr (28 3 3 5 :11)

Lifetime Record: 7 6 0 0 \$307,808

1995	1	1	0	0	\$126,800	Turf	0	0	0	0
1994	4	4	0	0	\$164,508	Wet	0	0	0	0
SA	4	4	0	0	\$211,200	Dist	0	0	0	0

DESORMEAUX K J (21 26 22 13 21)

L 122

X 14Jan95-85A fsl 1 1/4	:-462	1:10	1:35	1:48	San Fernando-G2	105	6	5	5 1/2	4 1/2	10 1/2	Desormeaux K J LB 118	2:20	91-13	Wekiva Springs 118 1/4	Dramatic Gold 120 1/4	Dre And Go 116 1/2	4 wide both turns	7
30Dec94-8Hol fsl 6f	:-219	:-434	:-553	1:00 1/3	Underwood BC-G3	107	3	8	6 1/2	5 1/2	13 1/2	Desormeaux K J LB 118	*1:00	99-07	Wekiva Springs 118 1/4	Cardmania 120 1/4	Gundaghia 120 1/4	5 wide into lane	9
11Sep94-30Mr fsl 6f	:-214	:-442	:-563	1:00 1/3	Alw 58741W5Y	109	5	2	2 1/2	1 1/2	13 1/2	Desormeaux K J LB 116	3:10	100-06	Wekiva Springs 118 1/4	Softshoe Sure Shot 117 1/4	Scherando 117 1/4	Much best	5
22Jan94-35A fsl 1 1/4	:-234	:-473	1:11	1:41 1/4	@JS Catalina 79k	97	5	4	3 1/2	2 1/2	11 1/4	Desormeaux K J LB 121	*7:0	86-12	Wekiva Springs 121 1/4	Gracious Ghost 116 1/2	Dream Trapp 117 1/4	Clear, driving	5
2Jan94-45A fsl 1 1/4	:-233	:-472	1:10 1/4	1:41	Alw 4000M1X	101	1	2	2 1/4	2 1/4	10 1/2	Desormeaux K J LB 118	*1:20	90-10	Wekiva Springs 118 1/4	Ferrara 115 1/4	Crowning Decision 116 1/4	Rail trip	6
31Oct93-65A fsl 1 1/4	:-223	:-461	1:11	1:43 1/2	Md Sp W1	90	5	5	5 1/2	3 1/2	12 1/4	Desormeaux K J LB 117	*1:00	87-15	Wekiva Springs 117 1/4	Collectible Wine 117 1/4	Let's Be Curious 117 1/4	Much best	9
4Sep93-60Mr fsl 6f	:-221	:-452	:-572	1:09 1/4	Md Sp W1	78	2	5	6 1/2	6 1/2	6 1/4	Desormeaux K J LB 118	5:30	86-10	Shephard's Field 118 1/4	Orouilly Rivr 118 1/4	Smooth Runner 118 1/4	5 Wide stretch	10

WORKOUTS: Jan 29 SA 6f fsl 1:12 H 2/27 Jan 22 SA 4f fsl :59 B 2/46 Jan 9 HM Sl Shy 1:05 1/4 H 1/20 Jan 2 SA 5f fsl 1:03 H 1/24 Dec 27 SA 7f fsl 1:27 H 3/11 Dec 21 SA 4f fsl :48 H 1/14

EPS = \$15,000 + OUT

**College Town**

Ow: Brown David M

DIST & CLASS

Dr. h or br g. 4  
Sire: Snow Chief (Reflected Glory)  
Dam: Magnificent Crown (The Irish Lord)  
Br: Brown David M (Cal)  
Tr: Shute Melvin F (41 11 4 5 :27)

Lifetime Record: 22 3 8 2 \$322,603

1995	1	0	0	0	Turf	6	0	4	0	\$35,628
1994	21	3	8	2	\$322,603	Wet	0	0	0	0
SA	10	2	2	1	\$191,900	Dist	0	0	0	0

PINCAY L JR (124 15 17 15 12)

L 122

X 22Jan95-85A fsl 1 1/4	:-232	:-471	1:10	1:41 1/4	San Pasqual H-G2	99	6	6	6 1/2	6 1/2	6 1/2	Desormeaux K J LB 117 b	11:60	84-15	Del Mar Dennis 118 1/4	Slew Of Damascus 120 1/4	Toss of the coin 117 1/4	Tough foes	6	
26Dec94-85A fsl 7f	:-222	:-444	1:08 1/2	1:20 1/4	Malibu-G2	96	7	5	6 1/2	7 1/2	6 1/2	Pincay L Jr	LB 120 b	5:40	90-13	Powis Castle 117 1/4	Ferrara 116 1/4	Numerous 118 1/4	Wide to turn	8
19Nov94-8Hol fsl 1 1/4	:-231	:-461	1:10 1/4	1:41	LS Barrera H-G3	103	5	6	5 1/2	5 1/2	11 1/2	Pincay L Jr	LB 119 b	5:30	96-12	College Town 119 1/4	Just Java 117 1/4	Hello Chicago 116 1/4	Rail trip	10
29Dec94-85A fsl 1 1/4	:-472	1:11	1:36 1/4	1:48 1/2	@Cal Cup Clisch 250k	102	6	5	5 1/2	5 1/2	4 1/2	Pincay L Jr	LB 117 b	33:40	90-18	College Town 117 1/4	Kingdom Found 120 1/4	Goldigger's Dream 116 1/4	Inside rally	8
4Oct94-75A fsl 1	:-224	:-464	1:10 1/2	1:35 1/4	Alw 37000W2L	90	8	9	9 1/2	7 1/2	7 1/2	Solis A	B 115 b	*3:40	86-17	Cezind 121 1/4	Earthrise 115 1/4	@Fair Man 116 1/4		9
Broke thru gate, by tired ones																				
24Sep94-38M fm 1 1/4	:-241	:-481	1:13	1:43 1/4	Ascot H-G3	82	1	7	8 1/2	8 1/2	7 1/2	Lopez AD	B 115 b	12:40	87-07	Pollock's Luck 116 1/4	Carloun 115 1/4	Jacques Aboard 115 1/4	Showed little	8
7Sep94-80Mr fm 1 1/4	:-224	:-464	1:10 1/2	1:43 1/4	Alw 44534M1X	90	1	8	6 1/2	6 1/2	2 1/2	Solis A	B 115 b	*1:60	87-19	Saros' Triumph 118 1/4	College Town 115 1/4	Geenger Man 116 1/4	5 wide into lane	8
25Aug94-70Mr fm 1	:-223	:-462	1:10 1/2	1:36	Alw 44534M1X	90	6	6	6 1/4	6 1/4	2 1/2	Solis A	B 117 b	2:30	89-10	River Flyer 120 1/4	College Town 117 1/4	Raised State 117 1/4	Strong finish	7
11Aug94-50Mr fm 1 1/4	:-224	:-462	1:12 1/2	1:43	Alw 44534W2L	90	8	7	5 1/2	4 1/2	1 1/2	Solis A	B 117 b	4:10	89-08	Exalto 120 1/4	College Town 117 1/4	Earthrise 117 1/4	4 wide 2nd turn	9
29July94-50Mr fm 1	:-223	:-47	1:12 1/2	1:37	Alw 44534M1X	91	10	9	10 1/2	6 1/2	4 1/2	Desormeaux K J	B 117 b	5:70	84-14	Mighty Forum 117 1/4	College Town 117 1/4	Exalto 120 1/4	Wide rally	10

WORKOUTS: Feb 3 SA 4f fsl :46 1/2 H 1/20 Jan 29 SA 1f fsl 1:44 H 4/4 Jan 19 SA 6f fsl 1:13 H 6/49 Dec 24 SA 4f fsl :45 1/2 H 1/66 Dec 17 Hol 5f fsl 1:00 1/2 H 1/5/51 Dec 10 Hol 5f fsl :59 1/4 H 4/20

LOOK AT THE RELATIVE EPS'S  
(EARNINGS PER START) CAN YOU  
POSSIBLY QUESTION THE ELIMINATION  
OF COLLEGE BOTH ON CLASS & DISTANCE?

**FIFTH RACE  
Santa Anita  
FEBRUARY 5, 1995**

1 1/4 MILES. (1574) 40th Running of THE STRUB. Purse \$300,000. Guaranteed. Grade I, 4-year-olds (Falls of 1991). By subscription of \$500 each to accompany the nomination, with those 4-year-olds of 1995 nominated to the Santa Anita Handicap by August 12, 1994 (Early Bird Closing), automatically nominated to the Strub Stakes. Supplementary nominations may be made by the closing of entries Friday, February 3, by payment of \$25,000. All horses shall pay \$1,000 to pass the entry box and \$5,000 additional to start, with \$500,000 guaranteed, of which \$275,000 guaranteed to the winner, \$100,000 to second, \$75,000 to third, \$37,500 to fourth and \$12,500 to fifth. Weight, 124 lbs. Non-winners of \$200,000 twice or \$300,000 once at one mile or over since July 1, 1994, allowed 2 lbs. Of such a race of \$200,000 since then or such a race of \$100,000 since October 4, 1994, 4 lbs. Of such a race of \$100,000 in 1994-95 or such a race of \$80,000 since October 4, 1994, 6 lbs. Starters to be named through the entry box by the closing time of entries. A trophy will be presented to the owner of the winner. Supplementary Nominations closed Friday, February 3, 1995 - \$25,000 each with one; College Town. Closed Thursday, December 1, 1994 with 31 nominations.

Value of Race: \$300,000 Winner \$275,000; second \$100,000; third \$75,000; fourth \$37,500; fifth \$12,500. Mutuel Pool \$395,733.00 Exacta Pool \$678,158.00 Quinella Pool \$35,461.00

Last Raced	Horse	M/Eq/L.A.Wt	PP	1/4	1/2	3/4	1	Str	Fin	Jockey	Odds \$1		
14Jan95 #SA3	Dare And Go	LB	4	118	1	12	1 1/2	12 1/2	12	11 1/2	Solis A	5.50	
14Jan95 #SA2	Dramatic Gold	L	4	124	3	2nd	2 1/2	2 1/2	2 1/2	24	Nakatani C S	3.40	
14Jan95 #SA1	Wekiva Springs	LB	4	122	4	3 1/2	34	33	35	37	38	Desormeaux K J	1.10
14Jan95 #SA4	Strodes Creek	Lb	4	118	2	5	4th	5	5	5	4 1/2	Delahoussaye E	2.40
22Jan95 #SA6	College Town (S)	Lb	4	122	5	4th	5	4 1/2	4 1/2	4 1/2	5	Pincay L Jr	16.10

OFF AT 2:14 Start Good. Won driving. Time: :23 1/2, :47 1/2, 1:11, 1:35 1/2, 2:00 Track fast.

\$2 Mutuel Prices:  
 1-DARE AND GO ..... 13.00 6.00 3.00  
 3-DRAMATIC GOLD ..... 4.60 2.60  
 4-WEKIVA SPRINGS ..... 2.40

\$2 EXACTA 1-3 PAID \$44.60 \$2 QUINELLA 1-3 PAID \$19.80

A TEXTBOOK TANDEM RACE

DRF PP LINES

SA 02-05-1995 RACE 5 DIST 9 SURF D PURSE \$500 STRUB  
PACELINE DATA

#	NAME	L	DIST	S	1stC	2ndC	3rdC	Fn1C	BL1	BL2	BLS	BLF	SR	TV
1	DARE	1	9.0	D	48.2	110.0	135.2	148.2	0.50	0.15	0.15	2.25	89	13
2	STROD	1	9.0	D	48.2	110.0	135.2	148.2	10.00	10.00	5.75	4.75	88	13
3	DRAM	1	9.0	D	48.2	110.0	135.2	148.2	0.50	0.00	0.05	1.50	89	13
4	WEKV	1	9.0	D	48.2	110.0	135.2	148.2	4.50	3.25	0.00	0.00	91	13
5	COLEG	1	8.5	D	23.2	47.1	110.3	141.1	6.00	4.50	4.50	4.75	84	18 <sup>L OUT</sup>

L Does Not Qualify

ADJUSTED TANDEM LINES

Don't do this with ALL Tandem Races  
Only those where the Tandem Horses  
all come from a similar class structure.

SA 02-05-1995 RACE 5 DIST 9 SURF D PURSE \$500 STRUB  
PACELINE DATA

#	NAME	L	DIST	S	1stC	2ndC	3rdC	Fn1C	BL1	BL2	BLS	BLF	SR	TV
1	DARE	1	9.0	D	48.2	110.0	135.2	148.2	0.50	0.15	0.15	0.00	91	13
2	STROD	1	9.0	D	48.2	110.0	135.2	148.2	10.00	10.00	5.75	4.75	88	13
3	DRAM	1	9.0	D	48.2	110.0	135.2	148.2	0.50	0.00	0.05	0.00	91	13
4	WEKV	1	9.0	D	48.2	110.0	135.2	148.2	4.50	3.25	0.00	0.00	91	13



CHAOS Formula Rating

	94%	95%	96%	97%	98%	99%	100%
PDRAM 1	134.43	-----+	-----+	-----+	-----+	-----+	-----+
W DARE 1	134.42	-----+	-----+	-----+	-----+	-----+	-----+
S WEKV 1	134.23	-----+	-----+	-----+	-----+	-----+	-----+
STROD1	132.80	-----+	-----+	-----+	-----+	-----+	-----+

Long Shot Potential Rating




	94%	95%	96%	97%	98%	99%	100%
S WEKV 1	107.27	-----+	-----+	-----+	-----+	-----+	-----+
W DARE 1	108.23	-----+	-----+	-----+	-----+	-----+	-----+
STROD1	105.83	-----+	-----+	-----+	-----+	-----+	-----+
P DRAM 1	105.20	-----+	-----+	-----+	-----+	-----+	-----+

SA 02-05-1995 RACE 5 DIST 9 SURF D PURSE \$500 STRUB  
CHAOS FORMULA POWER AND LONGSHOT RATINGS COMPOSITE








#	NAME	L	POR	R	POH-R	R	LS/P	R	W/W
1	DARE	1	142.23-	1	134.42-	2 W	108.23-	2 W	
2	STROD	1	142.23-	1	132.80-	4	105.83-	3	
3	DRAM	1	142.23-	1	134.43-	1 PL	105.20-	4 PL	
4	WEKV	1	142.23-	1	134.23-	3 S	107.27-	1 S	

R=Rank W/W=Wire to Wire LS/P=Long Shot Potential \*=Hidden








COPIED FROM QUAD TO THOROMATION  
HANDICAPPING'S #1 COROLLARY.

T'IMATION			1 DARE1	W
			2 STRO1	
			3 DRAM1	PL
			4 WEKV1	










1 AD7

EXDC DECELERATION			1 DARE1	W
			2 STRO1	
			3 DRAM1	PL
			4 WEKV1	S
IP	MP	TP		

RAW

EXDC DECELERATION			1 DARE1	W
			2 STRO1	
			3 DRAM1	PL
			4 WEKV1	S

EXDC PARADIGM  
\*\*\*\*\*

Paradigm Early		Paradigm Sustained	
DRAM1		WEKV1	
DARE1		STRO1	
WEKV1		DARE1	
Paradigm Presser			
DRAM1			
DARE1			
WEKV1			

Name	Probability	Odds
DRAM1	.7344	0.38
DARE1	.1857	4.39
WEKV1	.0578	16.35
STRO1	.0223	43.78

Exdc Deceleration Ratio

Name	1st	2nd	3rd	Edr	Ldr	Total
DRAM1	100.00	99.49	98.48	199.49	197.97	297.97
DARE1	100.00	99.40	98.47	199.40	197.88	297.88
WEKV1	97.63	100.00	97.00	197.63	197.00	294.62
STRO1	94.64	99.61	94.04	194.25	193.65	288.29



---

Many of us can get away with ignoring class in Claiming and lesser Allowance Races but this is a race where both Class and the Tandem concept shine brightly.

Another client who came back out of the past, a question about using our original Phase III concepts. Here is my letter to him:






*Dear \_\_\_\_\_*

*I had to dig into the non-active files to find you. We have not heard from you since 1993. Racing is NOT static and if you are serious we will be glad to help you. However, all our advances come from utilizing computer programs and written material that far exceeds the original package. Your long delay in re-contacting us makes me think that you're not quite as serious as you say you are.*
















*You sent me two maiden races which I have always advised against handicapping with the Method. There are better ways to handicap Maidens, except for maiden Special Weight and Maidens with three or more running lines. You also sent this Mile and a Quarter Race which was okay since all horses could be taken off lines of a lesser distance. The winner is obvious by the advances we have made since our initial offering dating back to 1982.*

*As you can see from the attached readouts, since our initial package, we've developed many new angles, not the least of which is the Tandem Concept, in which all horses coming from the same race who finished 1, 2 or 3 within 3 lengths receive the same final beaten lengths as the best finisher, Wekiva, who finished first in the Tandem.*

*One losing race you sent, a mile 1/16 route with only six contenders, we handicapped with Quad-Rater and then copied to Thoromation. Both of these programs came along after your disappearance. As you can see we entered all contenders except for P's Paps which Quad eliminated. We used the pace line from the BEST speed rating, last three races, comparable distance and surface. The readouts are self-explanatory:*

	1 REVE3	Sh
	2. RUD13	
	3 KING3	
	4 PRIN3	W
	5 FAST2	P

SP DECELERATION

			1 REVE3	Sh
			2 RUD13	
			3 KING3	FAV
			4 PRIN3	W
			5 FAST2	P

D

NP

TP

**9110**—FIRST RACE. 1 1/4 Miles. Purses \$16,000. 4-year-olds and up. Claiming price \$12,500-10,500.

Index	Horse and Jockey	WL	PP	ST	1/4	1/2	3/4	Sv.	Fin.	To \$1
8236	Prince Of Honey, A Castanon	118	4	1	3 1/2	32	24	1hd	1 1/4	3.90
9003	Fast Eddie Jones, J Atherton	111	6	4	2 1/2	2hd	3 1/2	33	2 1/2	5.50
9098	Reves (Arg), F Marques	118	1	2	11	12	1 1/2	2 1/2	37	6.70
9056	King Raj, K Desormeaux	117	3	3	5 1/2	5hd	5hd	41	4 1/4	1.00
9084	Pauls Papa, J Vitek	116	8	5	43	4 1/2	4 1/2	52	5 1/4	23.80
9084	Rudiment, F Martinez	114	2	8	6	6	6	6	6	5.40

Scratched — Bojay Dawn.

6—PRINCE OF HONEY ..... 8.80 4.80 4.20

7—FAST EDDIE JONES ..... 5.60 3.80

1—REVES ..... 5.80

Off: 12:31 Time: :23 :47.1 1:11 2/5, 1:36 4/5, 1:50. Track: Cloudy Good. Winner-b.g.7  
Key to the Kingdom-Sovereign Honey Tr-Sanford Shulman Own-Ronald, L Charles. Mutual Pool \$268,930. Exacta Pool \$211,002, Quinella Pool \$41,370.

\$2 EXACTA (5-7) PAID \$57.00

\$2 QUINELLA (5-7) PAID \$29.80

# FACTOR EVALUATION

## *A Research Project by Lou Kjos*

Last issue we promised you an ongoing series utilizing factor evaluation as meticulously compiled by Lou Kjos a professional researcher and data analyst from central California now working on his doctorate. While Lou's research focuses primarily on norther and southern California tracks, a cursory examination of a number of other tracks throughout the U.S. and Canada shows little deviation form the Kjos results.

This study fits in perfectly with Guy Wadsworth's article about reinventing the wheel. Lou definitely did not do this. He stuck to a specific, pre-defined procedure throughout. His research will be on-going., at least through 1995, and perhaps beyond.

We begin with Lou's cover letter:

**Dear Dr. Sartin:**

I enjoyed speaking with you last week, and indeed look forward to an educational and working relationship with you.

It has taken me a couple of days to outline the various bits of data I have been monitoring, but enclosed you will find a concise report on my Dirt Routes (12/17 thru 2/12), and a separate evaluation for both Sprints and Routes from 12/17 thru 1/24.

At this point in time I am just playing the routes, for serious wagering, and am going to use this following week to do some re-compiling of my data concerning the sprints.

Up thru 1/24, the sprint races were being very predictive. However, with the continual onslaught of rains, I feel perhaps that contributed to the demise of the sprints for a couple of weeks for me. As well, and I realize you may not approve of this, I have taken the stand of passing over 10-1 and higher Morning line horses. It has proven satisfactory concerning the routes, however, I have noticed an inordinate amount of those longer priced horses coming up in the sprints, so much so, that I want to go back and re-evaluate the sprints more closely, before continuing my wagering on them.

As well, it was only about 8-10 days ago that I spoke with Spencer and at that time he mentioned his success with the negative factors. I have not had time yet to go back and apply that to the sprints, but I plan to this week, in which I should get a very strong picture.

Overall, I do feel the sprint races as a whole tend to be more "quirky" than the routes, and more subject to highs and lows. I don't know if you find that the scenario in general or not.

Beginning this week I will be monitoring Golden Gate, to see if the same factors for my routes will indeed apply up north. Also, I would like your suggestion for a 3rd track to monitor, one that you feel is more prone to paying better mutuals, and of course more

prone to being "consistent" if that is at all possible....

I am of course anticipating any input you may have for me.

What started this whole process for me a few months ago, as I mentioned, was reading Spencer's article on Preponderance of Evidence. Up until that time my approach was far too "linear" with the programs. After reading the article, I felt I finally began to understand how you have recommended using the programs from a "factor recognition" point of view. Spencer's article just took that and expanded it out somewhat, but enough for me to get the idea.

So, enclosed you will find:


1. Contender/Paceline Selection Processes.
2. Route Reports
3. Sprint/Route Report
4. Overall Race Recap Sheet
5. My Factor Evaluation Sheet I use on a daily basis
6. Final Factor Evaluation Sheet I use on final 4 horses
7. Xerox of my Dirt Route Factor Model

Please don't hesitate to call me if you have any suggestions, or would like to see me doing something that I am not presently doing in my processes.

As well, I trust your overall insight will see any inherent weaknesses there might be in what I am doing. You know the old saying about "not seeing the forest for the trees".

By the way concerning Turfs, I have the data, but have not had the time yet to really analyze it to determine what to do with the turfs. So that will be forthcoming.

I am looking forward to working with Quad-rater, and really hope it "automizes" some of the process, and perhaps brings a higher level of contender selection accuracy.



## Contender Selection Process:

When evaluating to find the initial 6 contenders:

### Horses which are thrown out prior to DRFV /Bris evaluation:

1. Toss out 10-1 Morning Line and Above (this sounds heretical but it has proven sound at this point)
2. Toss out shippers from lower class tracks eg: TuP etc. except for GG & BM
3. With GG & BM, horse must have shown in its PP that it has run on the SoCal circuit and been competitive. If so, then we'll keep him in. If not, toss him.
4. Toss out Maiden Claimer Winners. (Do not toss out Maiden Special Weight winners).
5. Toss out what we call a "Maiden 8 Form" Horse, which is a horse who has run back since his maiden win and has not been able to come within 8 lengths of the winner at the finish, or been in the money.
6. Toss out a Turf Sprinter going into a Dirt Route, or a Dirt Sprinter going into a Turf Route. Too much of a change in surface and distance.
7. Leave races alone that involve too many quirks, eg: several mdns or differing running lines.

### Rating the Remaining Horses to Get your 6 Contenders:

If more than 6 horses remain, we do the following:

Examine each horse's last 4 running lines. Take each horse's best numerical rating achieved by adding his speed rating and 1/2 the accompanying variant. Rank the horses accordingly. \*\*Do not use maiden winning lines for pacelines or for rating. Also, if the horse is a shipper at some point from TuP or some other lesser track, but has 1 or 2 recent lines here, do not use the lesser track running lines to rate the horse. Use only his California track numbers.

Then take the horse's best BRIS number of the last 4 races, and rank them accordingly. Add the 2 ranking numbers together, and take the lowest 6 for your final contenders.

### PACELINE SELECTION GUIDELINES

1. Preferably use dirt running lines when possible. If the only dirt running line is very poor or on an off day, then its fine to use a better turf running line.
2. For GG & BM horses, if there is a running line in SoCAL within the last 4, its preferable to use that line over a Northern Calif. line.
3. When selecting a paceline, which is done by taking the drf + 1/2 v, if visually 1 of the other running lines is close to the same number and is obviously a better running line, then use that. Pacelines can be used that reflect up to about 9 beaten lengths off at the end. Once a horse is 10 b.l. or more out on a race, then it is my opinion the horse is

"generally" not competitive, and by using that running line, we are actually making that horse appear better than he really is.

## SPRINTERS STRETCHING OUT:

At this point in time, until another process is developed, I require the horse to be in the Top 3 Morning Line. If the horse is, then when I enter his paceline into Entropy first, I leave the line unadjusted, and run this line along with the route lines of the other horses, all unadjusted, and require that the sprinter come up in the best 2 of the sort dc/v screen in Entropy to be considered further. If the horse makes the grade, then when I enter his line into Thoromation, I use the multiplier to give me the new times, and re-enter that horse with the new times.

## TANDEMS

From time to time you may have 2 or 3 horses going into a race from a tandem. I generally will toss out a horse if he is more than 4.5 b.l. off the other horse (s) going into today's race.

## The Entropy/Kgen/Thoromation Process:

1. Enter the horses into Entropy. If you have 6 horses, you are looking to eliminate the worst horse showing up in the Sort Dc/V screen (highest number). If you have 5 or 4 horses you are entering, then Entropy is strictly used as a tool to arrive at Entropy's ratings of the horses, and not as a tool for eliminating one of the contenders.
  2. At this point, you enter the 5 or 4 horses into Kgen. We are monitoring the Ep Graph and the Sp graph. Note the horses placement.
  3. Pull up Thoromation Exdc. Enter the horses. Monitor the readouts. At this point, we eliminate the worst factor horse. If the field is 5, then eliminate the worst, and re run the horses with a field of 4. These numbers become the final information you input into the evaluation chart. IF the field is already at 4 horses or 3, then purely enter the data from Exdc into the chart.
  4. An automatic play is when a horse is top 2 Kgen Ep and top 2 Stop Screen or 2 adjust. What I mean by Stop screen/ 2 adjust is if the energy disparity calls for a 2 adjust, then we run that and the horse would have to be in the top 2. If the race does not call for a 2 adjust, then we are carefully monitoring the FIRST stop screen to come up. And, the horse would have to be in the top 2 there. \
- \*This autoplay overrides the fact that the horse may have the worst number of negative factors of the remaining field.
5. At this point, you circle the negative factors in the field of horses.
  6. Then, fill out the postive selection factors and rate the horses.
  7. Our wager is the top 2 selection factor horses, unless 1 of those is the worst negative factor horse in the field. (And, we carefully scrutinize the horse IF he is 8-1).

AREAS OF CAUTION

1. If an 8-1 horse comes up a pick, I require that the horse definitely show some recent form for me to endorse a wager on him today. In otherwords, if the horse was off 30 Lengths his last race, I will pass over him.
2. Sprints: If horse qualifies, when in Thoromation Exdc, use the multiplier to arrive at new times, then re-enter the horse with the new times.
3. When all is said and done, if you are left with only 2 horses in the field to enter into Entropy, it is best to just pass the race and leave it alone.
4. Absolutely do not go back further than 4 lines.
5. When a sprinter is involved, use Factor Evaluation as sole method for determining selection choices eg: no "auto play".

IN DOING ANY STATISTICAL ANALYSIS IT IS ABSOLUTELY IMPERATIVE THAT A CONTROL PROCEDURE BE ESTABLISHED. ONE CANNOT APPLY ANY SUBJECTIVE REASONING OR USE AS A PACE LINE/CONTENDER SELECTOR BASED ON THE READOUTS OF ANY COMPUTER PROGRAM THAT IS ALREADY WEIGHTED, AS ARE ALL OF OURS.

LOU HAS FOLLOWED THE PROPER PROCEDURE AND THE RESULTS OF HIS REPORT NEVER DEVIATE FROM AN ABSOLUTE PACE LINE SELECTION PROCEDURE. IN ESSENCE HE USES THE BEST RACING FORM SR + 1/2 THE DAILY VARIANT. (USING IT ALL WOULD PRODUCE THE SAME RELATIVE RESULT), FROM THE LAST THREE RACES-COMPARABLE DISTANCE & SURFACE. HE DRAWS THE LINE AT FOUR, REGARDLESS. IF HE CANNOT FIND A TRULY COMPETITIVE LINE IN THE LAST FOUR HE PASSES ON THE HORSE. IN SO DOING HE COMPLETELY AVOIDS ANY INSERTION OF HIS OWN PERSONAL WARPS OR EGO INTO HIS TESTING PROCESS. THIS IS THE WAY PROFESSIONAL STATISTICIANS MUST WORK. THERE MAY BE BETTER WAYS TO HANDICAP BUT THERE IS NO BETTER WAY TO TEST.

JUDGING FROM LOU'S RESULTS THE ABSENCE OF EGO OR SUBJECTIVITY HAS PROVED TO BE A POSITIVE:IN HIS CASE AT LEAST; AND THROUGHOUT THIS PARTICULAR TEST. HIS TESTING WILL BE ONGOING AT LEAST THROUGH 1995, USING OTHER METHODOLOGY PROGRAMS SUCH AS QUAD-RATER AND FACTOR EVALUATOR AS WELL AS T'MATION & KGEN. HIS REPORTS WILL APPEAR IN EACH FUTURE ISSUE OF THE FOLLOW UP.

Doc.....

**ROUTE RACE ANALYSIS**  
12-17-94 thru 2-12-95

Total Races           69  
 Total Wins            48  
                             70%

Winner in  
 Initial 6 Contenders   60/69 87%

In the final 4 in computer: (54/60 90% when in top 6)  
 54/69                   78.3%

48/54 Wins by Factor   89% (when in computer final 4)

**Route Selection Factors**

Kgn EP           44/54 81.5%  
 Th1 Ex          42/54 78%  
 Th1             41/54 76%  
 StpScrn/2Adj   40/54 74%

EP               38/54 70.4%  
 Fx               38/54 70%  
 only for breaking ties:  
 Muv             37/54 68.5%

"Automatic Play" when Kgn Ep 1,2 and StopScreen/2Adjust 1,2

**Route Negative Factors (Showing a 4)**

E/P              2/54 96.2%  
 Th1Ex          3/54 94.3%  
 Th1             3/54 94.3%  
 Muv             3/54 94.3%  
 Kgn Ep          5/54 90.6%  
 P/E             5/54 90.6%

NOTE THE DECIDED NEGATIVITY  
 OF ANY RANKING OVER FOUR.



**Weekly Route Recap:**

2/8	thru	2/12	8/12	68% Wins 1.78 ROI Flat 50/50 Wgr 48, Return 85.60 Profit 37.60 1.83 ROI Mile High Wgr 76, Return 139.00 Profit 63.00
2/1	thru	2/5	3/9	33% Wins Broke Even 50/50 1.39 ROI Mile High Wgr 64, Return 89.00 Profit 25.00
1/25	thru	1/29	5/7	71.4% Wins 1.41 ROI Flat 50/50 Wgr 28 Return 39.80 Profit 11.80 1.39 ROI Mile High Wgr 36 Return 53.40 Profit 17.40
1/18	thru	1/22	5/8	62.5% Wins 1.66 ROI Flat 50/50 Wgr 32 Return 53.20 Profit 21.20 1.70 ROI Mile High, Wgr 56, Return 95.20 Profit 39.20
1/13	thru	1/16	9/12	75% Wins 1.58 ROI Flat 50/50 Wgr 48 Return 75.80 Profit 27.80 1.49 ROI Mile High Wgr 64 Return 95.60 Profit 31.60
1/4	thru	1/8	3/4	75% Wins Short Week, Track Closed due to Weather 2.08 ROI Flat 50/50, Wgr 16, Return 33.20 Profit 17.20 1.94 ROI Mile High, Wgr 20 Return 38.80 Profit 18.80
12/28	thru	1/2	7/9	77.8% Wins 1.83 ROI Flat 50/50, Wgr 36 Return 66 Profit 30 1.76 ROI Mile High, Wgr 44 Return 77.40 Profit 33.40
12/21	thru	12/26	5/5	100% Wins, Short Week
12/17	thru	12/18	3/3	100% Wins, Short Week

Route Race Results

Date/Race	Distance	Class	Odds	Factor/A	Spot Play	Result	Mutuel	RaceNotes
121701	8.5	C1m50	6 4	1t 1t		1st 3rd	11.20	
121702	8.5	C1m20	5/2 3	1t 1t		1st	9.20	
121805	8.5	Hndcp	5/2 7/2	2 1		1st 3rd	5.20	
122102	8.5	C1m16	9/5 4	1 2		1st 3rd	4.20	
122603	8	C1m12.5	6 6	1 2a		1st	9.20	
122605	8	Nw1	5 5	1t 1t		1st	11.00	
122607	8	Nw2	8/5 5/2	1t 1t		1st 2nd	4.40	
122608	8	Nw1	8/5 5/2	1 2		1st 3rd	4.00	
122807	8	C1m20	7/2 6	1 2		1st	9.80	sprinter
122907	8	Nw1	6 7/2	1 2		1st 2nd	22.80	
122909	8	C1m16	7/2 5/2	1 2		3rd	Loss	Not in Top 6 was lowest drf & bris!
123102	8.5	Nw1	5/2 7/2	1t 1t		1st 2nd	11.40	
010105	8.5	Allwncs	5/2 8	1 2		1st 2nd	4.80	
010107	8.5	Hndcp	2 5/2	1 2		1st 2nd	4.80	
010109	8.5	C1m16	4 5	2 1		1st	8.00	
010201	8	C1m10	2 9/5	2 1		1st 3rd	4.80	
010203	8	Allwncs	9/5 2				Loss	Turf hse, slow line
010408	8	Allwncs	8/5 7/2	1t 1t		1st 2nd	6.80	MUD
010601	8.5	C1m10	8 5	2t 1		1st	20.80	MUD
010704	9	C1m10	4 7/2				Loss	Longshot RAIN Not in top 6
010801	8	C1m82.5	2 4	1 2		1st	5.60	RAIN
011304	8.5	C1m16	7/2 4	2 1		1st 2nd	10.40	MUD

011305	8	Allwnee	4 3	1 2	1st 2nd	6.80	Sprinter MUD
011307	8.5	Cim50	5/2 3	2a 1	1st	6.00	MUD
011401	9	Cim12.5	4 4	2 1	1st	9.80	MUD
011404	8	Cim12.5	5 8	1 2	1st	13.20	MUD
011406	9	Allwnee	3 4	1 2	1st	10.00	MUD
011408	9f	Gril	2 4	3a 1	---	Loss	2nd Factor Horse won MUD
011409	8	Cim20	3 & 7/2			Loss	4th Factor Horse MUD
011505	8	Allwnee	7/2 8/5	3a	1st 2nd	6.40	Good
011507	8	Cim10	7/2 5/2	1 2	1st	6.20	Good
011601	8	Cim16	6 & 2			Loss	Pass Odds Not in Top 6 Poor
011608	8	Cim40	2 5/2	1	1st	7.00	Good
011804	8	Cim20	2 5	1a 2	1st	4.40	
011908	8	Allwnee	5 3	1t 1t	1st	14.80	
012001	8	Cim10	5/2 2	1 2	1st	6.60	
012004	8.5	Cim32	5/2			Loss	Longshot 10-1 & not in top 6
012007	8.5	Allwnee	6 8			Loss	Entr. Tossed would not be pick anyway
012203	8	Cim20	4 8			Loss	4th Factor Horse
012207	8	Allwnee	5 5/2	2 1	1st 3rd	14.00	
012208	8.5	Gril	4 8	2 1	1st 3rd	13.40	chose 6 contend.
012503	8	Cim10	3 & 5			Loss	Sprinter Not Top 3 ML RAIN
012507	8	Cim32	7/2 4	1 2	1st	10.00	RAIN
012604	8	Cim 12.5	5/2 4	1 2	1st	6.00	Sloppy
012606	9	Cim 80	3 6	1 2	1st 3rd	6.80	Sloppy
012809	9	Cim 16	5/2 & 5			Loss	#3 Factor Horse Won Good
012902	8	Allow	6/5 4	1 2	1st	3.60	

012903	8	Allow	3 8	1 2	1st	13.40	
020101	8.5	Clim 16	7/2 5/2	4 (Ok) 2	1st --	10.20	
020207	8	Clim 40				Loss	Was a 15-1 Horse
020402	8	Clim 62.5	5/2 9/2	1 3	2nd --	Loss	Low Factor Points
020408	9	Gr II	1/1 5/2	2 1	-- --	Loss	Won by 10-1 Horse
020409	8f		5/2 6	2 1	3rd 1st	13.20	
020410	8f	Clim 10	3 9/5	1 2	-- --	Loss	Won by 3rd Factor Horse
020501	8	Clim 25	7/2 4	1 2	3rd 2nd	Loss	Won by 3rd Factor Horse
020505	10f	Stks	3 3	1 2	1st 2nd	13.00	
020508	8.5f		2 8/5	1 2	-- --	Loss	Won by 4th Factor Horse
020801	8f		7/2 5/2	1 2	1st 2nd	10.40	
020806	8.5f		8 4	1 2	-- --	Loss	Won by 5th Factor Horse
020808	8.5	Stks	3/5 9/2	1 2	1st --	2.80	
020901	8.5	Clim 25	5/2 2	1 2	1st --	9.20	sprinter
020905	8f		2 5/2	1 4A	2nd 1st	10.00	
021004	8f		3 & 9/2			Loss	Won by 8-1 Sprinter
021007	8.5f		4 8	2 1	-- 1st	22.80	
021103	8	Allow	5/2 7/2	2 1	-- 1st	9.40	
021110	8.5	Clim 12.5	7/2 & 5/2			Loss	Won by 8-1 Sprinter
021207	8f	Clim 40	5/2 7/2	2 1	-- 2nd	Loss	Won by 4th Factor Horse
021208	9f	Gr II	3 4	1 2	-- 2nd	Loss	Won by 5th Factor Horse
021209	9	Clim 12.5	9/2 6	2 1	1st --	10.20	

Total Races: 69  
Total Wins: 48

70% Overall

**Types of Losses:**

Not in Top 6 Contenders 9 Times

Reasons: 2 Times 8-1 Sprinters  
15-1 Horse  
10-1 Horse  
10-1 Horse  
Lowest Bris/DRF Horse does not get horse in  
Longshot Horse  
Bris/DRF points too low, does not get horse in.  
Sprinter Not Top 3 ML  
Total: 9 Races

Of Remaining 60 Races, we have 48 Wins

# REPORT 12/17 THRU 1/24

for SPRINTS AND ROUTES

Total Number of Races: 103

Play All 82/103 80%  
Avg Mutuel: 8.97

Play 5/2Up 57/70 81%  
Avg Mutuel: 10.15

Wgr 50/50	1.78 ROI	2.07 ROI
	Wgr 1030	Wgr 700
	Ret 1838.50	Ret 1446
	Prof 808.50	Prof 746.00

Wgr 60/40	1.82 ROI	2.21 ROI
	Wgr 1030	Wgr 700
	Ret 1879.20	Ret 1543.60
	Prof 849.20	Prof 843.60

Wgr 60/40f	1.84 ROI	2.20 ROI
	Wgr 1030	Wgr 700
	Ret 1894.60	Ret 1539.50
	Prof 864.60	Prof 839.50

40/57 Wins by Low Odds and Ties: 70%  
36/57 Wins by FA 1 & Ties 63%

Low Odds:  
25/33 Wins 76%  
ROI (60/40) 1.02 (2%)

### Loss Analysis:

13 Total Losses based on 5/2 and Up

Loss Run Out Based on playing 5/2 and above Races Only:  
2 Times happened 3 instances this past week  
Prior, never had a run of 2 losses in a row.

### LAST WEEK:

Analysis for Last Week of Handicapping:  
Monday thru Sunday:

12/18 67.7% Wins 1.70 ROI based on 60/40 dutch  
Avg Mutuel: 10.07  
Number of Races Passed Due To Odds...:10  
Of those 10, 7 Winners with ROI of 1.20 max, more like 1.05 with 3 way dutch 1 rc.

Using Mile High Wagering:  
Total Wgr: 540.00 Total Return: 978.40 1.81 ROI

### Unique Aspects to this Last Week:

Wed:  
%M Horse Won on Wed.  
Entr. Tossed out what appeared to be slow horse anyway.

Thur:  
O.K.

Fri:

10-1 Horse won, who would have been in top 6  
Ent Tossed horse, who would not be in final pick anyway, and  
the race was 7 wide at stretch

Sat:

Passed 1 race that had only 2 contenders left before entering  
anything into computer, based on Mdns, Mdn 8 and Off track  
and 10-1 and above. Best to pass this type

Sun:

F/A missed a horse (which is not often)  
68.00 Longshot from TuP won.

Total: 6 Losses.

For Sunday:

Note: When handicapping higher stakes races; be careful to put in  
6 contenders, even if field is only 7, unless 10-1 odds horses narrow it  
down below 6.

(possibly considering just going with 6 contenders regardless, rather than  
"5" in fields of 7 or less)

**OVERALL**

When winner is in the Final 4 Contenders, FactorAnalysis/Auto Play Sprint selects  
the winner:

57/61 Times 93%

**6 Weeks of Handicapping:**

12/17-12/19	Short Week	7 plays
12/21-12/24	Short Week	6 plays
12/26-1/2		16 plays
1/4-1/8	Short Week	10 plays (sunday closed down-weather)
1/11-1/16	Short Week	13 plays (track closed 2 days)
1/18-1/22		18 plays

Total	70 plays	
Expected Wkly Average:		16-18 plays

**SPRINT MAIN FACTORS**

Kgen Sp 1,3  
Kgen Ep 1,3  
Th1 Sp  
Lx  
StpScrn/2Adj  
Entropy

**Secondary Factors...**

Uxr, Pe,  
Pp, Sp, Entr P

Mistakes AND aspects

learned which have been made recently in handling the handicapping process:

1. Not following my established guidelines:
  - a. Not going back further than 4 lines.
  - b. Not wagering in races of 2-1 odds or lesser.
  - c. Abiding by %M Guidelines on 7f Races: 67.60 absolute max lowest.
  - d. %M on 5.5-6.5f Races: 68.0 Max Lowest!!
2. Establishing no usage of 7.5 running lines, as computer cannot \* accurately project these running lines per Sartin.
3. Leaving races alone that involve several mdns in them.
4. Not having a problem in using a turf line if that is all that is available within the past 4.
5. Bay Meadows, GG Lines. Preferably not using them when a local circuit line is available.
6. Use factor analysis when evaluating races involving sprint/route conversions.
8. Eliminating 10-1 and higher ML horses. ?? APPLIES THIS TEST ONLY SUBJECT TO FUTURE ANALYSIS.
9. I have determined that 3rd fraction energy not predictive/consistent enough.
10. Tossing out a Turf Router than is going into a Dirt Sprint, or vice versa
11. Leaving races alone if after pulling mdns and 10-1 + , there are only horses left, thus no need for computer. Best to leave alone.
12. On higher stakes races, give careful thought to contenders. Definitely go with 6 if they are provided, after pulling 10-1 +. Be careful not to eliminate solely on drf+v basis

\* APPLIES ONLY TO CURRENT VERSIONS OF THOROMATION, KGEN, SYNERGETIC MATCH UP II. CORRECTED IN ALL OTHER AND FUTURE PROGRAMS.

## ≡ FACTOR EVALUATOR ≡

MODELING/PROFILING SPREADSHEET COMPUTER PROGRAM  
DESIGNED EXCLUSIVELY FOR SARTIN METHODOLOGY PROGRAMS  
NOW FULLY AUTOMATED - THE COMPUTER DOES THE WORK!

*"I've both purchased and been given a number of expensive spreadsheet programs. All were difficult to load and even more complicated and frustrating to use. I've designed THIS ONE for those who, like me, cannot comprehend those kinds of complex instructions. I sincerely and firmly believe every client should own this program..."*

Doc Sartin

\$49<sup>95</sup>

SPECIAL PRICE FOR  
SARTIN CLIENTS  
WITH A CURRENT  
FOLLOW UP SUBSCRIPTION  
ALL OTHER CLIENTS \$69.95

CALIFORNIA RESIDENTS ADD 7.75% SALES TAX

Factor Evaluator 2A © 1994 Sartin Methodology



# Anatomy of a Problem Race

**Guest Analyst: D.C. Millward**  
Hastings Park, Vancouver B.C. Canada

Except for using his initials on Vox Pop letters, we've kept Mr. Millward a secret so that he wouldn't be constantly harassed at the track with a lot of 'whoyalike?'. Of course, in Canada that would read "Whom do you prefer?"

But despite our efforts, D.C. is now a Pacific Northwest icon. People from British Columbia and even some Seattle snobs who much prefer Hastings over Yakima, have discovered him making all those trips to the Win window.

Millward, who has been a client since 1992, has used many of our programs. He is a veteran, highly successful Thoromation user, but when he received Quad-Rater, he decided to test it on its own merits.

When you view Millward's race and subsequent readouts from his contender paceline choices, you'll see that he did not deviate from the detailed instructions in the use of Quad. He scrutinized all readouts and used the best of the last three SR's at a comparable distance and surface. He did NOT throw out horses beaten by ten lengths because of their high speed ratings as per our definition #TWO of the factors that produce long shots. He makes his living at the track so he can't afford to join the dis-

senters in Wadsworth's saying: Advise and Dissent. He recognized that qualifying contenders has changed drastically since virtually every handicapping book was written. Even in current magazine articles most experts still cling to yesterday's rules.

He used no contender that did not have at least a 6 in either POR or POH (the winner was #1 POR). He utilized the Tandem Concept in discounting *Gold* in favor of *Goal*, based on *Gold's* 1.44 Third Fraction chaos formula advantage (a good lesson for those still believing in linear math).

Most particularly he followed strictly my guideline on using the 0.0 EP horse as an in-the-money contender. When the correct contenders are selected, this horse seldom wins but usually figures in Exactas and Trifectas (Triactors in Canada). He looked at the AUTO Adjust where the winner ranked second, but, because of the Hi/Low Total Energy differential, also utilized AUTO-S.

Those who have troubles with our programs often think that their 'rules' are superior to my guidelines. They just know they're smarter than I. Millward probably *is* smarter than I since it's harder to *take* directions than it is to give them.





Goal Skate

Ow: Walters Kenneth C

BROCK D L (SIS 89 76 15)

\$5,000

Table with columns for date, race type, distance, and time for Goal Skate.

WORKOUTS: Sep 16 Hst 1:21 gd :261 Hg 2/5 Sep 12 Hst 5f fst :1:03 H 21/43 Sep 6 Hst 4f fst :502 H 14/20 Aug 31 Hst 5f fst :1:05 H 24/28 Aug 26 Hst 4f fst :494 H 11/19 Aug 23 Hst 3f gd :401 B (D) 1/1

Dk. b or br g. 3 (Apr) Sire: Jazzing Around (Stop the Music) Dam: Che Che Son (Petrona) Br: Walters Dr Kenneth C (BC-C) Tr: Cummins George (214 33 34 38 15)

Lifetime Record table for Goal Skate showing 1994 and 1993 performance.

Count On A Cyclone

Ow: Gregory Dave & Milburn Daves

SENTIES F P (488 34 44 68 88)

\$5,000

Table with columns for date, race type, distance, and time for Count On A Cyclone.

WORKOUTS: Sep 16 Hst 1:21 gd :261 Hg 2/5 Sep 12 Hst 5f fst :1:03 H 21/43 Sep 6 Hst 4f fst :502 H 14/20 Aug 31 Hst 5f fst :1:05 H 24/28 Aug 26 Hst 4f fst :494 H 11/19 Aug 23 Hst 3f gd :401 B (D) 1/1

B. g. 3 (May) Sire: Somethingfabulous (Northern Dancer) Dam: Stormy Meeting (Fairlark) Br: Parry A E & From E (BC-C) Tr: Milburn David (82 8 6 10)

Lifetime Record table for Count On A Cyclone showing 1994 and 1993 performance.

Farewell Bend

Ow: Athey B M SA Forster Exhibitor Ogata

WINNETT B G JR (440 51 40 51 12)

\$5,000

Table with columns for date, race type, distance, and time for Farewell Bend.

WORKOUTS: Sep 24 Hst 2f fst :244 B 6/7 Sep 18 Hst 1:21 sh :243 H 1/2 Sep 12 Hst 4f fst :511 H 23/28 Aug 15 Hst 3f fst :394 B 9/16 July 31 Hst 5f fst :1:04 H 16/30 July 22 Hst 4f fst :504 B 4/6

B. g. 3 (Mar) Sire: Wander Klad (Hold Your Peace) Dam: Sharp Wind (Windsor Saker) Br: Forster Mir & Mrs David V (BC-C) Tr: Forster David (400 25 33 23 16)

Lifetime Record table for Farewell Bend showing 1994 and 1993 performance.

No Tax Increase

Ow: Green Beverly & Derek & Miller P

WILSON D H (485 71 74 80 15)

\$5,000

Table with columns for date, race type, distance, and time for No Tax Increase.

WORKOUTS: Sep 15 Hst 1:51 gd :1:041 H 1/6 Sep 6 Hst 4f fst :53 H 19/20 Aug 18 Hst 4f fst :494 H 7/15 July 24 Hst 5f fst :1:01 H 7/12

Ch. g. 3 (Apr) Sire: Police Car (Nearctic) Dam: Money Supply (Sauce Meet) Br: Diamond Jack (BC-C) Tr: Miller Charlene (132 19 17 8 14)

Lifetime Record table for No Tax Increase showing 1994 and 1993 performance.

Papa Cy

Ow: Double Shoe Farms Ltd

NEARctic (-) OLRUIN IN

\$5,000

Table with columns for date, race type, distance, and time for Papa Cy.

WORKOUTS: Sep 3 Hst 3f gd :373 H (D) 1/5 Aug 10 Hst 4f fst :473 H 2/27 Aug 1 Hst 5f fst :1:03 H 4/52 July 7 Hst 3f fst :362 H 4/11

B. g. 3 (Apr) Sire: Marcelina (Never Bend) Dam: Can Am Lady (Historically) Br: Morrison Allan & Earl (BC-C) Tr: Anderson Robert G (30 4 7 5 13)

Lifetime Record table for Papa Cy showing 1994 and 1993 performance.

And D.C.. Millward's Quad readouts.

HST 10-02-1994 RACE 2 DIST 6.5 SURF D PURSE \$5,300 3YR-C-6-CL-5K  
PACELINE DATA

#	NAME	L	DIST	S	1stC	2ndC	3rdC	FinC	BL1	BL2	BLS	BLF	SR	TV
1	BUNN	1	6.5	D	22.3	45.4	110.4	117.2	4.00	5.00	6.50	8.00	85	10
2	SAUZ	2	6.5	D	22.0	45.1	111.4	118.3	9.75	10.00	4.75	1.50	85	10
3	GOLD	1	6.5	D	22.3	45.4	110.4	117.2	5.00	7.75	8.75	10.00	83	10
4	GOAL	1	6.5	D	22.3	45.4	110.4	117.2	2.00	3.00	6.75	10.00	83	10
5	TAX	1	6.5	D	22.2	45.4	111.1	118.0	0.00	0.50	3.50	3.50	86	12
6	PAPA	2	6.5	D	22.2	45.4	111.4	118.3	2.50	2.00	2.00	1.25	86	16
7	FARE	2	6.5	D	22.1	45.3	111.4	118.4	5.00	4.50	1.75	1.50	84	16

HST 10-02-1994 RACE 2 DIST 6.5 SURF D PURSE \$5,300 3YR-C-6-CL-5K  
ENERGY GENERATOR

NAME	Total	Hidden	Fx	Med	Low	3rd	ESP
BUNN	166.16	65.28	65.86	68.86	32.46	31.14	E/P
SAUZ	165.75	64.87	65.70	69.43	32.23	30.57	E/P
GOLD	165.80	65.31	65.97	68.72	32.51	31.28	E/P
GOAL	165.88	65.00	65.81	69.19	32.32	30.81	E/P
TAX	166.03	64.51	64.08	69.42	32.23	30.58	E/P
PAPA	165.40	64.64	65.84	69.52	32.19	30.48	E/P
FARE	165.20	64.53	65.80	69.64	32.14	30.36	EAR

HST 10-02-1994 RACE 2 DIST 6.5 SURF D PURSE \$5,300 3YR-C-6-CL-5K  
FPS and ENERGY

DREAM	TOT	F1	F2	F3	SC	F1	F2	F3	MED-E
PACE	167.64	58.93	56.85	51.86	57.63	35.49	34.30	31.28	69.79
BUNN	166.16	57.70	56.72	51.74	57.21	34.72	34.14	31.14	68.86
SAUZ	165.75	58.23	56.85	50.67	57.54	35.13	34.30	30.57	69.43
GOLD	165.80	57.52	56.42	51.86	56.97	34.69	34.03	31.28	68.72
GOAL	165.88	58.05	56.72	51.11	57.39	35.00	34.19	30.81	69.19
TAX	166.03	58.93	56.32	50.78	57.63	35.49	33.92	30.58	69.42
PAPA	165.40	58.48	56.50	50.42	57.49	35.36	34.16	30.48	69.52
FARE	165.20	58.56	56.50	50.15	57.53	35.45	34.20	30.36	69.64

HST 10-02-1994 RACE 2 DIST 6.5 SURF D PURSE \$5,300 3YR-C-6-CL-5K  
 Por/Poh QUAD-RATER

NAME	L	F 1	F 2	F 3	S C	SC/BL	POR R	POH-R P	LS/P R
TAX	1 POR	58.93	56.41	51.24	57.64		146.05- 2		
	6.5 D POH	58.93	56.32	50.78	57.63	0.50		135.74- 1	
	PCT	100.00	99.85	99.09	99.97				99.65- 4
SAUZ	2 POR	60.00	56.90	49.40	58.41		145.55- 3		
	6.5 D POH	58.23	56.85	50.67	57.54	10.00		135.66- 2	
	PCT	97.05	99.92	102.58	98.52				104.88- 3
BUNN	1 POR	58.41	56.90	52.22	57.64		147.70- 1		
	6.5 D POH	57.70	56.72	51.74	57.21	5.00		135.41- 3	
	PCT	98.79	99.70	99.09	99.25				99.19- 5
PAPA	2 POR	58.93	56.41	50.30	57.64		144.41- 4		
	6.5 D POH	58.48	56.50	50.42	57.49	2.00		135.32- 4	
	PCT	99.24	100.15	100.23	99.73				106.11- 1
FARE	2 POR	59.46	56.41	49.70	57.89		144.28- 5		
	6.5 D POH	58.56	56.50	50.15	57.53	4.50		135.10- 5	
	PCT	98.48	100.15	100.91	99.37				106.08- 2
TAN	GOAL	1 POR	58.41	56.90	52.22	57.64		147.70- (1)	
		6.5 D POH	58.05	56.72	51.11	57.39	3.00		134.92- (6)
		PCT	99.39	99.70	97.88	99.56			98.99- 6
GOLD		1 POR	58.41	56.90	52.22	57.64		147.70- (1)	
		6.5 D POH	57.52	56.42	51.86	56.97	7.75		134.84- 7X
		PCT	98.48	99.17	99.32	98.84			98.99- 6

+1.44

R=Rank W/W=Wire to Wire LS/P=Long Shot Potential

HST 10-02-1994 RACE 2 DIST 6.5 SURF D PURSE \$5,300 3YR-C-6-CL-5K  
 CHAOS FORMULA AND LONGSHOT RATINGS

CHAOS Formula Rating

	94%	95%	96%	97%	98%	99%	100%
X TAX 1	135.74	-----	-----	-----	-----	-----	-----
SAUZ 2	135.66	-----	-----	-----	-----	-----	-----
BUNN 1	135.41	-----	-----	-----	-----	-----	-----
X PAPA 2	135.32	-----	-----	-----	-----	-----	-----
FARE 2	135.10	-----	-----	-----	-----	-----	-----

Long Shot Potential Rating

	94%	95%	96%	97%	98%	99%	100%
PAPA 2	106.11	-----	-----	-----	-----	-----	-----
FARE 2	106.08	-----	-----	-----	-----	-----	-----
SAUZ 2	104.88	-----	-----	-----	-----	-----	-----
TAX 1	99.65	-----	-----	-----	-----	-----	-----
BUNN 1	99.19	-----	-----	-----	-----	-----	-----



And finally his payoffs. You won't find him complaining on the BRIS line. The first race, which he said was "a piece of cake."

**FIRST RACE** 5½ FURLONGS. (1.15<sup>1</sup>) MAIDEN CLAIMING. Purse \$5,900. 2-year-olds. Weight, 120 lbs. Claiming price \$10,000; if for \$800 to \$8,000, allowed 2 lbs.(Day 103 of a 123 Day Meet. Clear. 62.)

**Hastings Park**  
OCTOBER 2, 1994  
Value of Race: \$5,900 Winner \$3,540; second \$1,180; third \$649; fourth \$354; fifth \$177. Mutuel Pool \$23,716.00 Quinella Pool \$20,568.00  
Exactor Pool \$15,413.00

Last Raced	Horse	M/Eqt.	A.Wt	PP	St	¼	½	Str	Fin	Jockey	Cl'g Pr	Odds \$1
17Sep94 3Hst1	Sir Jovial	b	2 115	5	7	4hd	42½	23	1no	Lacoursiere L J	10000	3.40
14Sep94 3Hst5	Giorgio's Endeavor	b	2 115	2	1	11	11½	11½	25½	Walker M	10000	11.25
23Sep94 1Hst2	First Native	b	2 115	3	2	21	3½	32	32½	Olguin G L	10000	1.45
21Sep94 3Hst5	Marmaska	b	2 111	8	4	5½	63	54	42	Piques D E	9000	12.10
	Alley Thrasher	b	2 118	6	8	8	5hd	41½	52½	Malgarini T M	10000	9.25
14Sep94 3Hst2	Jimjimjohn	b	2 115	7	5	7½	72½	710	64½	Senties F P	10000	13.30
21Sep94 3Hst3	Cool Trader	b	2 115	4	3	31	2hd	61	716	Loeth C	10000	3.70
	Energistic Wealth		2 115	1	6	61	8	8	8	Friesen A	10000	43.20

OFF AT 1:30 Start Good For All But GOOD ALLEY THRASHER. Won driving. Time, :223, :463, 1:131, 1:20 Track fast.

**\$2 Mutuel Prices:**  
 5-SIR JOVIAL ..... 8.80 5.90 4.20  
 2-GIORGIO'S ENDEAVOR ..... 10.00 6.00  
 3-FIRST NATIVE ..... 2.70

**\$2 QUINELLA 2-5 PAID \$64.20 \$2 EXACTOR 5-2 PAID \$148.70**

And the second, which he could never have won following yesterday's rules.

**SECOND RACE** 5½ FURLONGS. (1.15<sup>1</sup>) CLAIMING. Purse \$5,300. 3-year-olds which have not won two races in 1994. Weight, 120 lbs. Non-winners in 1994, allowed 5 lbs. Claiming price \$5,000.

**Hastings Park**  
OCTOBER 2, 1994  
Value of Race: \$5,300 Winner \$3,100; second \$1,060; third \$583; fourth \$318; fifth \$159. Mutuel Pool \$23,400.00 Quinella Pool \$10,960.00  
Exactor Pool \$7,245.00 Triactor Pool \$116,506.00

Last Raced	Horse	M/Eqt.	A.Wt	PP	St	¼	½	Str	Fin	Jockey	Cl'g Pr	Odds \$1
24Sep94 1Hst4	Gold Aisle	b	3 113	4	5	3hd	31	32	1½	Walker M	5000	46.90
25Sep94 5Hst3	Papa Cy.	b	3 115	10	4	22	23	21	2no	Olguin G L	5000	5.60
17Sep94 1Hst4	No Tax Increase	Lb	3 110	9	3	12	1hd	11½	32	Wilson D H5	5000	1.40
16Sep94 5Hst2	Sauza	bf	3 115	3	8	93	9	6½	41	Lacoursiere L J	5000	3.90
25Sep94 5Hst4	Farewell Bend	Lf	3 115	8	2	5½	5hd	4hd	5½	Winnett B G Jr	5000	13.95
24Sep94 1Hst3	Bunnys Brat	L	3 115	2	7	83	82	51	61½	Friesen A	5000	12.65
24Sep94 1Hst5	Goal Skate	b	3 115	6	9	71	6½	74	74½	Brock D L	5000	19.20
4Sep94 9Hst4	Instabank	Lb	3 115	1	1	41	4hd	83	83	Loeth C	5000	6.65
23Sep94 4Hst4	Count On A Cyclone	Lb	3 115	7	6	6½	7½	9	9	Senties F P	5000	17.15
16Sep94 5Hst3	Running Defense	f	3 115	5	10	10	—	—	—	Barton J	5000	34.85

Running Defense:Lame

OFF AT 2:01 Start Good. Won driving. Time, :224, :46, 1:12, 1:184 Track fast.

**\$2 Mutuel Prices:**  
 4-GOLD AISLE ..... 95.80 26.50 9.10  
 10-PAPA CY ..... 6.70 3.80  
 9-NO TAX INCREASE ..... 3.10

**\$2 QUINELLA 4-10 PAID \$231.80 \$2 EXACTOR 4-10 PAID \$465.80 \$2 TRIACTOR 4-10-9 PAID \$3,025.10**

---


**\$2 Daily Double (5-4) Paid \$903.20; Daily Double Pool \$17,167.**

I can just hear the experts saying at this point "I wouldn't bet that horse with YOUR money!" TS - Get real. These kinds of horses are NOW winning, placing and showing with a relative degree of regularity.

# NOW AVAILABLE!

**SARTIN**  
**VIDEOS**  
**\$89.99**

INCLUDES SEMINAR MANUAL  
& EXPANDED EXPO '93 ENTROPY/CHAOS MANUAL




THE SIX MOST IMPORTANT SYMPOSIUMS FROM A SARTIN SEMINAR  
ON THREE 2-HOUR VIDEO CASSETTES

VIDEO #1 — PACE LINE AND CONTENDER SELECTION  
UNIQUE APPLICATIONS INDIGENOUS TO THE SARTIN METHOD

VIDEO #2 — RECORD KEEPING  
INSPIRATION VS INFORMATION

VIDEO #3 — ENERGY • ENTROPY • DECELERATION  
READOUT INTERPRETATION

**OR RECEIVE INDIVIDUAL VIDEOS AT \$29<sup>99</sup> EACH.**  
**ACCOMPANYING MANUALS \$25<sup>00</sup> ADDITIONAL (WITH VIDEO PURCHASE ONLY)**



**SARTIN**  
**AUDIOS**  
**\$99.95**

The entire Spring '93 Las Vegas Seminar  
on 13 audio tapes in album with manuals.

**Learn while you drive, exercise, relax!**

