


The FOLLOW UP

with Howard G. Sartin, Ph.D.

EVOLUTION

ISSUE # 45



INDICAPPING REVOL

THOROMATION Still Best NEW POR/POH – Long Shot Detector

Publisher's Desk	1
Editor's Desk	9
Computer Column	11
Do Clients Win?	13
From The Top	14
Modeling Synergetic Match Up by Vaughn Youtz	21
Book Review - Wild Ride	28
Vox Populi - The Clients Speak	31
Feature Article by Troy Panzarini	35
Q&A with the Doc	44
Psychology of Winning	51
Problem Race	62
New POR/POH Program	68

The FOLLOW UP is published six (6) times a year by O. Henry House, Inc. in conjunction with the Inland Empire Institute. Subscription price is \$72 per year third class mail and \$87 per year first class & Canadian mail. Back issues available @ \$12.50 ea. California residents add 7.75% sales tax. If you have any problem with your subscription or have a change of address, please contact O. Henry House at the address below. All information in this publication is for informational purposes only.

The FOLLOW UP

O. HENRY HOUSE, INC.

1390 E. 6th Street, Ste 5

Beaumont, CA 92223

909-845-5907

between 1 and 3 Pacific time

Please address all correspondence to this address. This includes submission of material for publication consideration, letters to the editor, opinions, comments - whatever.

Thank you,
Spencer Toner
Managing Editor

HENRY HOUSE, inc.



THE SARTIN
METHODOLOGY

1390 E. 6th Street #5

Beaumont, CA 92223



STATEMENT OF POLICY

The Sartin Methodology is based in Psychotherapy and its goals are NOT directed toward fostering the illusions or delusions of gamblers seeking magic solutions for picking winners. We are primarily a healing arts organization dedicated to providing an alternative solution to mainstream psychiatry's prescription of total abstinence for non-winning handicappers. Our slogan is - and always has been -

"THE CURE FOR LOSING IS WINNING"




COPYRIGHT 1993 O. HENRY HOUSE, INC.

All right reserved. No part of this work may be reproduced or transmitted in any form or by any means, electronic or mechanical, including photocopying and recording, or by any information storage or retrieval system, except as may be expressly permitted by the publisher in writing from the publisher.

Past Performance and Results charts copyrighted by Daily Winning Form, Inc.

FROM THE
**Publisher's
Desk** **Doc Sartin**



Upstaged by Bradshaw - AGAIN!

While testing FRACTALS I hit enough Exactas and Trifectas to barely afford a new car: a nifty little Plum colored SATURN. A few weeks later, "The Hat" scores on 2 nice Pick Sixes at Remington Park and gets himself a new --- CADILLAC! "Horns on the hood?" I asked. "Yup. And special license plates reading: "The HAT."

From the promotional fliers I receive from former teachers using - by their own admission - our exact Phase I formulae to compete with us, we're not supposed to be able to afford this kind of thing - not even the new Saturn, much less a Cadillac.

"The Essential Handicapper™, was based on the TPR ratings from Pace Makes the Race."

PACE MAKES THE RACE - Subtitled, AN INTRODUCTION TO THE SARTIN METHODOLOGY. So why the alleged TM?? Ah, what the hell, at least someone is telling the truth for a change.

Sad news. After a trial period, Hollywood Park dropped their pick 'em 1-3 or 2-3 Quinella payoff. Just when Jim "The Hat" was winning some money in EVERY race picking them 1-3. Sorry, Jim. Your lifetime dream, that I shared FOR you, was short lived.

Apparently someone misunderstood my stated purpose for being involved in trying to make non-winners into winners. A purpose that Jim "The Hat agrees with. It was

never to get rich by hustling *YOU*, for *YOUR* money, though we've never objected to taking profits from our *OWN* handicapping efforts. And *THAT'S* where the cars came from.

The BRADSHAW XTOR Downloading Program and the PAST PERFORMANCE PLUS Service, available in concert with Tony Rust, offering up to 10 tracks for a grand total of only \$90 a month as opposed to the sky-high prices charged by other services - \$80 to over \$250 month on up - PER SINGLE TRACK, is just one example of his - and Tony's - spiritual unity with our avowed purpose.

Super-annuated as I am, it's still possible to amaze me. For the past couple of months I've been giving, to clients living near enough to come to the Beaumont office, *FREE* and extensive lessons in the use of ENTROPY, SYNERGETIC MATCH-UP AND THOROMATION. Many of these clients, bright persons all, have had the programs for months. When I say bright, I mean their higher IQ's and the ability to function well in their chosen job or profession. Some held advanced degrees from MBA's to Ph.D's. *YET*, they never used their "*HELP*" screen, never went through their Energy Generator or failed to use the "Y" (yes) function when the computer asked: "Energy Generator Y/N," and they completely *IGNORED* the screen asking for the (2) ALTERNATE ADJUST. (Even though the screen used the word *MANUAL* on the *OLD* Synergetic Match Up Program). All *FOLLOW UP* subscribers knew the difference, however, because we've written so often and so much about it.

The nice thing about it all was, that after they left, they fully *UNDERSTOOD* and *APPRECIATED* the programs. Their parting words were usually, "Thanks for showing me what a damned idiot I was." To which I replied, "That's what we're here for."

Functioning with apparent idiocy in handicapping or the workings of a handicapping computer program does not equate with *GENERAL* sub-normal intelligence. It's merely that when otherwise bright people go into a stochastic endeavor they regress to the adapted stage of childhood and begin again to believe in magic. In so doing they lose the Adult and Free Child perspective they manifest in being successful at their job or profession.

I have come to the conclusion that Telephone Call consultations on *HANDICAPPING* (not technical assistance) factors are virtually useless. Jim "The Hat" kind of agrees. On the *PHONE* everyone always say "Yea, OK, I got it, uh huh, thanks." They really didn't get it at all, they just didn't want to appear dense. I've heard Spencer Toner talk to clients on the phone by the hour. When he and the client finally hang up they both come away thinking that something really useful has been accomplished. The bottom line, usually, is that these phone calls, filled with such

sound and fury actually signify nothing of lasting benefit. And the *MORE PATIENT* and sympathetic the teacher, the *LESS* is learned by the client.

Hands-on training is best. That and classroom or seminar settings, and our audio and video tapes are the five most effective teaching mechanisms with lasting value. That is, for those who refuse to read and digest our written material. It is not illiteracy that plagues many clients, but the failure to digest and assimilate words *AS* they are written. Many persons, regardless of the system or method they use, ours or someone else's, who aspire to successful handicapping merely read into the Written Word what they *WANT* it to say, and *NOT* what is *ACTUALLY* written.

Ask Phil Gowens. The subject is his specialty. He goes into it at every Workshop or Seminar he attends.

I usually talk about this kind of stuff in the Psychology of Winning Column. But some of you never read it because it offends you, or something. So, I thought I'd sneak it in here.

Errata & Addenda Department:

I've had dozens of calls and letters saying that while they enjoyed *ALL* their Follow-Up's, #43 was the best ever. They also said they couldn't put their finger on *WHY*. Each contributor to that issue would naturally think that it was his or her article that made it the "Best Ever." The real reason is that my wife proof-read it ahead of time and caught almost *ALL* of our famous errors. This kind of thing happens when marryin' a librarian. We made up for it, FU #44, however. One line sentences; sentences with long gaps between words; a letter on page 53 that belonged on page 41. And an error of mine on page 39. It reads: "So far, FRACTALS has done a truly amazing job of pin pointing horses from categories (1) and (2). We're not too hopeful about (3). There should be a (5) there instead of 3. Fix it for me, will you? Thanks. Now it makes sense.

Also, another of MY errors. It's on page 42, paragraph 5. "The genius" formula in FRACTALS is FRACTALS "B." Make that read FRACTALS "A." Because in the second graph, I erroneously wrote "B". NO, it's "A." My wife's proof-reading for FU 43 almost destroyed my long-standing reputation for semi-literate imperfections. We'll keep her locked up from now on.

-----0-----

ATTENTION CHICAGO AREA CLIENTS

Wanna' REALLY Beat Arlington ?

Attend the MIDWEST WORKSHOP this Summer With-PAUL COLWELL

For FULL details, Call Paul at (708) 892-4190

GO EAST, young man,(or old) for a historical FIRST.

EAST COAST WORKSHOP - The MEADOWLANDS - August 13-14

For many years our Beaumont Workshops have always filled quickly, often within four or five days after being announced. Most of the attendees are from western states dominated by California. Clients from the East Coast and environs have long been asking for a WORKSHOP in their area. So, we're going to do a *TWO DAY* workshop August 13, 14 of this year. The Place will be the THE QUALITY INN SPORTS COMPLEX, a stone's throw from the Meadowlands Race Track where Off-Site betting will be in full sway. Two FULL days, with an afternoon at the track for a cost much less than we charge for FULL seminars. Just \$180*.

*Sunday Racing
Form Included.

WHY so much LESS? Only *TWO* days and a smaller, designated hands-on teaching crew. Less expense for *US*, lower cost to *YOU*. That's only fair, isn't it?

It will be a Workshop with the emphasis on *WORK*. If you have a portable computer, bring it. We're going to give you *HANDS ON* training in using *EVERY* aspect and program of the Methodology from *START* to *FINISH* using real races. It will be Jim "The Hat" Bradshaw, Myself and Glen Connolly, our Methodology purist, a true winner who has helped so many, especially on the Eastern seaboard, to become winners themselves.

Jim will focus on teaching - in detail - The Match Up as well as the use of XTOR and the advantages of Downloading through Past Performance Plus. I'll introduce some new concepts and programs along with detailed examples of how to use existing material. We'll focus on the *AMAZING* results clients are getting with our New Best Velocity, Best Long Shot detector which graphically tells *YOU* what *FIVE* or, in rare instances, *SIX* horses *BELONG* in your computer. The average mutuels for those who are using this program range from \$3 to \$5 higher than they were *BEFORE* they began using it. We'll offer it to workshop attendees at an attractive discount.

Glen will do what he does so remarkably well ; present *EVERY* aspect of the Methodology in sequential, pragmatic, "Win at the Track" terms. See full details in the flier we'll be mailing to Clients in the East.


I've been remiss in failing to salute the progressive efforts of BOB PYLE of Texas toward our mutual (and pari-mutuel) efforts. His truly excellent article in FU #43 should be read and re-read by all.

BACK IN PRINT!

AND AT THE FOREFRONT OF HANDICAPPING LITERATURE -
WHERE THEY BELONG

The Race Is Pace

BY HUEY MAHL



A FRESH, NEW APPROACH TO
THOROUGHBRED HANDICAPPING

The book that inspired the creation and development of The Sartin Methodology. The COMPLETE 124 page version. Fully indexed - \$7.95 (What a steal!) Huey's work, "The BIGGEST LITTLE BOOK" ever written on Pace, makes some of the Johnny Come Lately's books seem like child's play.

RACING MAXIMS & METHODS

"PITTSBURGH PHIL"

(GEORGÉ E. SMITH)

Condensed Wisdom of Twenty Years'
Experience on the Track from the
Most Successful Speculator
in the History of the American Turf

Were we the first to use the term: *Pace Line*? NO. It was Pittsburgh Phil - he made a fortune hand-timing the pace velocities we now take for granted. His foresight and wisdom is as valid now as it was in the early 1900's. Both these books should be MUSTS! - \$7.95

ORDER BY MAIL, FAX OR PHONE!

Add \$3.50 Shipping (\$4.50 if you order both books)

Gambler's Book Club

630 South 11th Street • Las Vegas, NV 89101

Call: 702-382-7555

Fax: 702-382-7594

FRACTALS REPORT

I'm delaying Part III of Fractals until Follow Up #46. Thanks to a HUGE number of returns from our 180 testers, we've decided that we're really ON to something sensational. The reports were almost all very positive – almost staggeringly so. Only three non-winning reports in over 600. Many of the 180 testers sent several reports, each better than the one before as they became more familiar with the program. The three non-winning reports came from clients who did not adapt their contender and pace line selections to the realities we dwelt on in those workshops where we gave the program out for testing.

Here's a story out of the Seattle area which, were it not for its woeful overtones, might be considered amusing.

We said that XTOR users could also download through Bloodstock, but at many times the price. Somehow, some way, explainable perhaps by excess moisture in the air, a couple of Seattle-ites felt that in using Bloodstock they would get the advanced features available ONLY through Past Performance Plus as accessed through XTOR. Things like contenders and pace lines as recommended by Thoromation/Synergetic Match Up, et al, Lines and the A ODDS feature. Granted, Bloodstock uses a lot of our terminology, but as yet they cannot miraculously translate something they DON'T have via one of OUR programs.

It's even sadder when we realize that the State of Washington has one of the best educational systems in the nation. Happily, both the IQ and attitudinal levels of MOST persons up there reflect this fact.

In all seriousness, I will forever miss Long Gone Acres just as much as any Pacific Nor'wester. It was an honest track. Most of the time one of the two horses our programs picked WON at GREAT prices. We also flourished richly in the exacta department. I'll miss the track, its many nooks and crannies where one could hide from the "who ya likes". I'll miss the Club House, Turf Club, the Bloody Mary's (after the bets were made) and especially all the warm and caring people and all those other sentimental little things that add up to ambiance. A tear will always come into my eye when I hear that sad, but lovely song, *There Used To Be A Race Track Right Here*.

NO slight was intended by a Follow Up #44 item from our beloved editor. Spencer's mind must have been focused on those authors who wrote from a perspective OUTSIDE the Methodology. And, happily, no offense was taken by the author in question, gentle soul that he is. Here is the quote from the article in question:

The "A", "B", "C" authors will be our guest speakers:

- "A" – Tom Ainslie, the dean of North American handicapping authors
- "B" – Andy Beyer promises to appear, but, Howard says, this is Andy's promise, not Howard's.
- "C" – Mark Cramer, Author of *Kinky Handicapping*. Promises to REALLY be there. See book review this FU.

In his defense, Toner did say "GUEST" authors. STILL, in the "B" category, who in our eyes is the MOST famous of all authors on the subject, nearest and dearest to us? Probe, probe. Clue: starts with a B and he's ALWAYS a guest:

A: Tom Brohamer

What a day we had at the races the Sunday of the Baltimore Seminar. Excluding first time starters one of our top 2 choices swept the card. We had a race at PIMLICO named after the SARTIN GROUP. Incredible as it may seem, they actually lent my name to a MAIDEN RACE.

Under one roof were the A-BB-C's of Famous Handicapping Authors: AINSLIE • BEYER • BROHAMER • CRAMER. Beyer didn't make the seminar itself. We read this telegram from him:

"Welcome to Baltimore, all you Moonies and other cultists. STOP. Sorry I missed the Seminar. See you at the Laurel Sports Palace. PLEASE STOP."

Jim "The Hat" had to keep going near Andy's table to cash his win tickets. Andy asks, "How you doing there, Mr. Hat?" Jim replies, "Just GREAT! How about you?" Andy replies, "Lousy". Jim says, "Why don't you come to one of our seminars?" (insolent kid talking to Beyer that way). Beyer responds, with a depth of insincerity "You guys are too smart for me". Jimmy retorts, "No way. You're smart enough to understand those Beyer numbers, aren't you?" Andy just shakes his head.

In defense of Beyer and his "lousy" day – he may have those, but he also has days when he makes a fortune. It's all a matter of style, as Willie Nelson likes to say.

Here's another BRADSHAW anecdote. For years now he's had personalized license plates that read THE HAT. Like many of us, he got slandered by some papers spread around the meeting room by the dancing banana's at the Nov 93 Las Vegas seminar, in which he was discounted and accused of being a \$2 bettor. In light of this he is giving serious thought to changing the personalized license plate inscription on his new Cadillac, bought from race track earnings, to: NOT BAD 4A \$2 BETTR. However, the state of OK said that was too many letters. So he got TWO sets of personalized plates. For OK and environs it's THE HAT. In Las Vegas, home of the slanderers, his plate will read 2DOLBTR.

Finally, the latest assault on the mailboxes of North American handicappers from Joe "Vertex" Conte:

Opportunity comes knocking

Dear Racing Fan,



The time has come for me, Joe ("Vertex") Conte, to assert my authority as a handicapper over Andy Beyer, Tom Ainslie, James Quinn, Bill Quirin, Doc Sarton and all the familiar gang of nationally known names. I will show you the secret of making speed figures for the 1994 season and beyond. (The secret is to turn every horse into a one-turn sprinter. I alone will show you how this is done...with a degree of accuracy and originality that will astound you.)

Was it P.T. Barnum who said "I don't care what they print about me so long as they spell my name right?" At lest Conte spelled *Doc* right, I'll give him that. I never went in for joining gangs, but the above mentioned gang is, for the most part, pretty good company. As for being a familiar,

nationally known name, Joe "Vertex" Conte's name is far better known than mine and he has been around, writing for every horse racing magazine known and peddling his systems for a lot longer than any of those mentioned above except Tom Ainslie. I was particularly amused at his opening line "asserting his authority as a handicapper over..." etc. Anyone who believes that the "secret" of success is turning every horse into a one-turn sprinter, has my blessing. If enough people purchase it they will cause our average mutuel to raise spectacularly.

Shucks, "Vertex", I thought the system you were selling LAST month was the true secret. That's what you said, anyway.

Interestingly enough, this new "Golden Opportunity" is based on – you got it – PACE.

CONTE'S GOLDEN METHOD IS TECHNICALLY

BETTER KNOWN AS

THE PACE OSCILLATOR©



Funny how one little shot fired by me in 1975, then in Gambling Times (now WIN magazine) in 1982, and again at Handicapping Expo in 1984 has now become the "Shot heard 'round the (handicapping) world." One thing for sure, being a revolutionary is no fun if everyone joins on your side. I'm beginning to feel sorry for the Monarchy.


A SPECIAL NOTE OF THANKS

To all the testers of FRACTALS – your test results were truly **OUTSTANDING** and your praise for the program, even in its infancy, is more than we bargained for. **HOWEVER**, testing and wagering are two different things. The version of FRACTALS you tested required interpreting several different screens. This apparently was **NOT** difficult when testing only, **BUT** when attempting to make wagering decisions on the same readouts, many fared far less well than when only testing.

Well, that's what the tests were for. **AND**, thanks to all of you we're in the process of synthesizing the most powerful elements of the various readouts into **ONE** readout that will make you a profit with minimal interpretation. Again, thank you, all testers.

XTOR users and potential users. Be on the lookout for a flyer describing the **NEW ADVANCED XTOR** update. Many new features - A complete description in the **NEXT Follow Up** which will come out in late **JULY. Really!**

This is not a sales pitch. Your current version of XTOR is more than adequate. So we're not asking you to buy the update unless the new features appeal to you as much as they do to Shane and other testers.



FROM THE
**Editor's
Desk**



The seminar this month in Baltimore found us at the Laurel race track, betting multiple tracks. The age definitely arrived when it is assumed that more races than just your local tracks card are available for wagering any given day.

Connecticut, New York, British Columbia, Alberta, Manitoba and Ohio offer telephone accounts. Anticipation that other states and provinces will enter the bet-by-phone, bet more than one track on any day, gives the individual investor the opportunity to take advantage of the principals of the *Velocity of Money* concept. We all have had the chance of saving money in our youth to watch it grow with the power of compound interest. Many of us missed that chance. *Surprise*, we get another chance. By playing lots of races we can see our investment grow exponentially. Now, with the advent of down-loading, lots of races can be played in the same amount of time (If you know of other locations of telephone accounts, please let me know. It's sure to spread rapidly.).

Readers would love to hear of your good experiences. (*The, I bet 30 races today and won 20 of them and the bank-roll grew xx% stories*) People love success stories. We'll keep the name quiet, better still, just remain anonymous and send them in.

Time management has always been critical. To accomplish new goals takes the risk of change (*and How we resist change!*). Yet we're in a business that the public calls gambling, perceived as *all* change and risk. Those who have succeeded in handling their time will now really have fun...with lots of races daily.



More good news. Connecticut's *TELEBET* now has an 800 number for out of state bettors. The new number is 1-800-468-2238. We're told that Connecticut wants to keep the calls short in time. They will give you scratches and morning lines, But keep the questions pertinent to the races you fully intend to bet (*something to do with killing a goose that lays golden eggs.*)

-----0-----
RaceTrax, the hand-held fm radio receiver that constantly advertises in the DRF is coming out with a new feature. This device was first considered a fancy gadget, however, upon using it for several months its usefulness has gained my respect. Each morning at 7:30 all the previous days data is automatically purged. As the day progresses the late scratches are announced and as races finish and become official the results and prices are received. The early scratches are posted during the day when they are available. Coming this late fall *RaceTrax* will add what may be their most important feature: *Live Odds*. Not having the real odds at the time of betting is to some a big drawback for telephone accounts. *RaceTrax* is no longer a fancy gadget.

-----0-----
There will be a two day New Jersey workshop in August. See Dr. Sartin's Publisher's Desk column for information.

-----0-----
Lots of calls seeking help to down-load from Past Performance Plus have been received. Most questions pertain to some aspect of running the communication program that controls the computer and modem. If you have difficulty, the answer is probably in your software manual and the soft-ware publisher is the expert for this problem. These companies maintain a staff for technical assistance. I hope I can be helpful in this regard.

-----0-----
Let me stick my neck out on a subject I know little, the subject of small fields of horses in a race. In discussions with others I'm told that the problem is a shortage of horses. My experience has shown whenever there is a shortage of anything (capital, labor, resources, ideas etc.) there is a rule or law or some quasi-government function that is restricting free resolution of the problem. Well, we know with interstate betting, OTB's etc. there is NO shortage of money today. Then I propose a solution--*Raise The Purses and the horses will come*. And the response to my solution is that, Spencer, you don't understand. With the rules as they exist you can't raise the purses and change the qualifications. Then *Change the Rules*. Or better still change the rule makers.

Please don't destroy our beautiful industry.

The Computer Suggested contenders in this race are the following:

C O N T E N D E R S

#	Name	PP+ Rating
5	PERSUASIVELY	84.0
2	REALITY CHANGES	83.5
4	MILL SHAM	83.5
6	A LA PLAGI	82.0
7	HIS ROYAL GRACE	82.0

<=>=Selections =>=Facelines) (press key = return Menu) (S=scratch)

Now we see the Computer Suggested pacelines that are saved, then easily and quickly loaded in the advance programs and/or Fractals:

Date	Trk	Sf	S E L E C T I O N S						R A C E 1				Bn	Sr-Vr	RanAg	
			Cat	Dis	T1	T2	Str	Fin	PL1	PL2	PL3	PL4				
2	REALITY CHANGES															
May	HOL	ft	sM	Spwt	6f	22	452	571	1101	76 1/2	68 1/2	48 1/2	35 1/2+	84	83-19	TOUCH
4	MILL SHAM															
May	HOL	ft	Md	Spwt	7f	222	45	109	1212	54 1/2	65 1/2	65 1/2	61 1/2+	80	87-10	ALPHA
5	PERSUASIVELY															
May	HOL	ft	sM	Spwt	6f	22	451	572	1102	43 1/2	33	31 1/2	32 1/2+	82	86-09	MENAC
6	A LA PLAGI															
Aug	DMR	ft	Md	40000	1	23	47	111 1/4	137	1 1/4	41 1/2	31	32 *	84	80-17	I'M R
7	HIS ROYAL GRACE															
May	HOL	ft	sM	40000c	7f	224	46	1102	1232	63 1/2	64 1/2	53 1/2	33 1/2+	81	83-11	ALPHA
8	HALF PAST TEN															
May	HOL	ft	Md	40000	7 1/2f	222	452	1101	129	89 1/2	88	6 1/4	61 1/2*	62	71-08	WHITE

<=>=Contenders =>=Facelines) (press key = More data or return to Menu)

When using Aodds, a program that works in conjunction with Xtor to identify contenders, you see the whole day's card and load a chosen race instantly.

AVAILABLE RACES IN FILE
=====

HOL0612.XTK

- <1> 1st - 1 1/16 M (Dirt) - MDN (\$37,000) - 3 Yr Olds & Up
- <2> 2nd - 7.5 Fur (Dirt) - Claiming \$16,000 - 4 Yr Olds & Up
- <3> 3rd - 6 Fur (Dirt) - MDN (\$32,000) - 3 Yr Olds & Up
- <4> 4th - 1 Mile (Turf) - Allowance (\$50,000) - Fillies & Mares, 4 Yr Olds & Up
- <5> 5th - 1 1/16 M (Dirt) - Claiming \$10,000 - 4 Yr Olds & Up
- <6> 6th - 7 Fur (Dirt) - MdnC1m \$25,000 - 3 Yr Olds & Up
- <7> 7th - 7 Fur (Dirt) - Allowance (\$37,000) - 3 Yr Olds & Up
- <8> 8th - 1 1/8 M (Turf) - HDP (\$150,000) - Fillies & Mares, 3 Yr Olds & Up
- <9> 9th - 6 Fur (Dirt) - Claiming \$32,000 - Fillies, 3 Yr Olds
- <10> 10th - 6.5 Fur (Dirt) - MdnC1m \$32,000 - Fillies & Mares, 3 Yr Olds & Up
- <11> 3rd - 1 1/16 M (Turf) - Allowance (\$20,000) - Fillies, 3 Yr Olds
- <12> 7th - 1 1/16 M (Turf) - MDN (\$21,000) - 3 Yr Olds & Up
- <13> 8th - 6 Fur (Dirt) - Allowance (\$32,000) - Fillies & Mares, 3 Yr Olds & Up

Please Enter the <#> you want to load <1 to 13>: *
(Hit <enter> to load another track)

Doc Sartin....

DO CLIENTS REALLY WIN?

This teary-eyed old curmudgeon hopes to tell you so.

I have a client/friend in Illinois, named MICHAEL KING. He is an ex-Marine from the Vietnam war. He was introduced to the Methodology many years ago by Sandy Smith, Ph.D. He began by using Phase III, then graduated to SYNERGISM which was when he first began to truly win. He has since switched to EXDC/Thoromation but he holds a fond place in his heart for SYNERGISM II because it opened wide for him the great door of opportunity. FOR HIMSELF??

NO! For the various Veteran, MIA, Vietnam War displaced children and other charitable causes to which he regularly gives a portion-a goodly portion-of his Race Track winnings. I won't embarrass him by publishing Xeroxed copies of some of those checks. I will FRAME THEM in my office as an inspiration, not only to myself, but to all those who question the validity of anyone's claim to be a WINNER at the races and in LIFE!

MICHAEL'S donations almost always go through a third party so that HE does not personally get the publicity lauding his gifts that appear in Chicago area newspapers. Michael sent me purchaser's copies of money orders - several thousand dollars just for the first three months of THIS year, 1994 - to his favorite worthy causes.

He did NOT do it to show off his generosity or to be honored here in the Follow Up. He did it as a token of appreciation for the help he got from ME, OUR GROUP EFFORTS and from Synergism's BOB PURDY.

Because he is a fierce ex-Marine, MICHAEL may well inflict bodily harm on me for giving away his secret. But, damn it, this man is a true INSPIRATION to all of US and deserves to get for HIMSELF, some measure of the glory he has always shied away from; staying behind the scenes and letting others take the credit and bask in the limelight.

I understand from a third party that MICHAEL was something of a hero in the Vietnam war. WAR can make heroes of us all; some of us by co-incidence. But to me, MICHAEL KING is a hero where it counts: IN PEACE and FREEDOM.....which is the way he signs all his letters.

Here is a treasured paragraph from his most recent:

"Some night when you are sitting around and your thoughts turn to the few traitors and back stabbers who were part of Pirco, and your stomach acid starts boiling, you can look at the pictures of those little kids (He is referring to the displaced Vietnamese children he helped with his race track earnings) and see what you have really accomplished." He goes on to eloquently describe some of the other benefits enjoyed by worthy persons as a result of HIS gifts.

The accomplishments are NOT mine, Michael. I only provided the Method. YOU are the one who made it work for the benefit of so many others.

Once again...

from the top

by Doc Sartin



A Special Series of
Articles for Beginners and a
Refresher Course for those in need



ADJUSTMENTS - PART ONE

As promised in FU #44, this time we'll delve into the subject of ADJUSTMENTS. Without question this is the most controversial and thus, misused, aspect of handicapping, bar none. 20 years of observation and empirical study has demonstrated that the majority of North American handicappers are adjustment happy and overly dependent on the concept of Daily Track and individual race "Variant" and reliance on alleged Par Times by track, surface, distance and class.

In the early days our programs had what we called "Open Adjustment." We supplied charts enumerating the adjustments to be entered, by distance, for virtually every track in North America. Innumerable user missives to Phillips Racing Newsletter and to us indicated that these "Open Adjustment" numbers were producing positive results. Then, through massive testing by Bob Purdy, we discovered the value of a point of daily variant in a PACE oriented procedure was worth about (point) .08 on average, (point) .11 in routes at certain tracks. Using *THIS* factor to adjust EACH fraction also proved quite effective. Then we supplied a Variant Program on the menu of all programs so that clients could make what we called a Median Adjustment.

In Phase I we used track records -later 3 year best -and established an average daily variant of 17 and gave each horse a plus or minus adjustment to within one of a 17 Daily Variant. This also produced a degree of success. Each procedure had its imperfections, however, so in 1984 we conceived the Dream Race Pars as a means of making adjustments. Meanwhile, Tom Brohamer was experimenting with altering a contenders Pace Line entries with Pars of his own making.

We all know that Tom Brohamer is the unchallenged master in using these factors for his *OWN* success, leading to frequent vacations with his wife Shirley to Hawaii, Cabo San Lucas, the High Sierra's and jaunts to Palm Springs and Las Vegas. However, his use of Par based variant adjustments is highly individualistic and, although he has offered numerous classes *TEACHING* these subjects, virtually none of the attendees were able to duplicate his process. Including *ME*.

Hence, I have no quarrel with those who *CAN* make effective use of this time-honored concept. However, I *WILL* state with a degree of positivity that the majority of *OTHERS* relying on Pars and Par based variants are busily making and selling them to keep the wolf away from their door while the Brohamer s are basking in the sun of their chosen vacation spots.

In short, over a 20 year period of observation I find that there are far *MORE* losers relying on Par oriented adjustments than there are winners.

Reversing the Biblical injunction, the Methodology long ago sought a way to help the majority of the sheep staying with the flock and let the one s who went astray have their independence. The fact remains that *MOST* clients cannot, will not and, in the end, *DO NOT* enjoy a consistent win proficiency when they try to duplicate Brohamer's unique applications. So, we came up with a "PAR" that has given those persons a degree of success they never before enjoyed. This statement is not conjecture, it is based on years of client reports.

In all of our advanced programs our standard for adjustments is based on "Parameters" derived from the DREAM RACE. This is a mythical pace line incorporating the HIGH Total Energy, 1st, 2nd, 3rd fractions, Median Energy and 2nd Call registered by the mix and match of the contenders entered into our computer. Here's an example. Never mind the horse's names, I took the race at random from a data file:

Names notwithstanding, we see seven pace lines: five from 6 furlong races and two from 7 furlongs:

#	NAME	DIST.	1ST CALL	2ND CALL	3RD CALL	FIN. CALL	1st B/L	2nd B/L	Stretch B/L	Final B/L
1	NOSO2	6.0	22.2	45.4	58.2	111.4	0.00	0.00	0.00	1.00
2	NOSO3	6.0	21.3	44.4	57.3	110.4	0.10	0.10	0.00	0.75
3	BROM1	6.0	22.4	46.4	58.0	111.4	0.05	0.05	0.00	0.00
4	BROM2	6.0	22.4	46.3	59.1	111.2	0.50	0.50	0.00	0.00
5	BROM3	7.0	22.4	46.0	111.0	123.3	1.75	2.50	1.00	1.00
6	MAG3	7.0	22.2	45.0	109.4	123.2	8.00	8.00	5.50	1.00
7	CHOS1	6.0	21.3	44.4	57.1	110.2	2.00	2.75	3.75	5.50

Total	Pace	Matchup			Med.
		F 1	F 2	F 3	
		61.26	58.58	53.67	
55.32	NOSO3	61.26	57.05	50.81	69.21
56.22	CHOS1	60.91	56.93	51.28	70.23
55.23	NOSO2	59.41	56.87	51.02	67.79
55.53	BROM1	58.39	55.48	53.26	67.84
55.75	BROM2	58.21	55.84	53.67	68.36
56.19	BROM3	57.91	57.08	53.19	69.01
56.21	MAG3	57.67	58.58	52.81	69.95

Examining the Total and Median and Velocity fractions in feet per second we note that the HIGH Total and Median Energy is owned by CHOS1 from six furlongs, with MAG3 the closest runner up. Ironic since it came from SEVEN furlongs where by traditional mainstream standards, PARS are lower. The true difference lies in the fact that the LONGER sprints and routes frequently produce HIGHER 3rd fractions than the shorter one's. At six furlongs and one mile horses run all-out in the final heat. Whereas in longer races, energy is conserved early and expended more late. Traditional PAR TIME charts do NOT reflect this reality. These examples come from a high profile commercial source.

EXAMPLE: (Traditional Par Chart), HOLLYWOOD PARK - in tenths:

6 furlongs: 21.8 - 45 - 1:10 7 furlongs 21.8 - 44.6 - 122.8
 Final Frac.(in 5ths) = 25 Final Frac.(in 5ths) = 38.2

Look first at the 6 furlong pars. Subtracting the 2nd call from the final time we see a 3rd fraction of: 25. Doing the same at 7 furlongs, we note a 3rd fraction of 38.2. Translated into feet per second this means the 6 furlong 3rd fraction par is 52.80. The final split of the 7 furlong race is 51.56. NOT real.

Let's look now at BELMONT PARS in tenths:(No 1st fraction time offered).

6 furlongs - 46.4 - 111.6 7 furlongs: 46.3 - 124.6
 Final frac.(in 5ths) = 25.1 Final frac. (in 5ths) = 38.15
 Final Frac. in F-P-S = 52.38 Final frac in F-P-S = 51.90

Par Time chart errors originated with the highly publicized Quirin Pars wherein the distance differentials were always reflected by the final fraction. While it would

seem left-brained logical that the longer the distance the SLOWER the final fraction, it's generally NOT true. AND, the felony is even more compounded in routes.

TOM BROHAMER'S PARS (Santa Anita) in tenths.

6 furlongs: 45 - 110.4

7 furlongs: 45.2 - 123.0

3rd Frac. (in 5ths) = 25.2

3rd Frac.(in 5ths) = 37.4

3rd Frac. in F-P-S = 51.96

3rd Frac. in F-P-S = 52.38

AH, a bit of reality creeps into the Par Time madness. Perhaps THIS is why Tom and Shirley can afford expensive vacations while traditional Par Time users (and makers) are struggling to make ends meet.

Noting how traditional pars and hence adjustments made FROM them are skewed, let's return to our race using DREAM RACE PARS.

Total Pace	RAW		Matchup		Median
	F 1	F 2	F 3		
56.20 NOSO3	60.31 ✓	56.14	49.88	69.96 ✓	
56.05 CHOS1	59.76	56.16	50.42	69.65	
53.36 ROUTR	59.12	54.09	53.12	68.11	
55.30 NOSO2	59.07	56.55	50.72	69.51	
55.23 BROM1	58.10	55.22	53.03	68.12	
55.50 BROM2	57.66	55.40	53.27 ✓	67.97	
55.63 BROM3	57.09	56.58	52.67	68.33	
55.65 MAG3	55.86	58.20 ✓	52.26	68.56	

You will note that I placed a check mark next to the horses that OWN the Dream Race Pars: Best 1st Frac: NOSO3. Best 2nd Frac: MAG3. Best 3rd Frac: BROM2. Highest Med: CHOS1. Highest 2nd Call in F-P-S: NOSO3 = 59.15. So, while CHOS1 had the highest MED. (too high, in fact). NOSO has the best 2nd Call. (F-1+F-2/2) and the 2nd Call Dream Race Par. Looking at TOTAL ENERGY differential we note a HIGH to LOW separation of 1.99.

MATCH-UP PROFILE
* * * * *

		Total	Med	3rd
HIGH	>>>	56.22	70.23	53.31
AVERAGE	>>>	55.78	68.91	52.01
LOW	>>>	55.23	67.79	50.62

The Total Energy of all entrants is now adjusted and distributed by the increments used.

NOSO3, NOSO2 and CHOS1 rank 1-2-3 in Early Par Energy Exertion. Now the pressers begin to emerge. All three Early Par qualifiers had deficiencies in the later stages of the race. So, Par Energy Exertion, Presser ranks in 1-2-3 order: BROM2, BROM1 and NOSO2. In the final stage, Par/X Sustained: The 1-2-3 order is BROM2-BROM-1 & BROM3. As it happened, NOSO was the favorite, CHOS the 2nd Favorite, MAG the 3rd favorite and BROM a longshot.

M A T C H - U P
* * * * *

	Par/ex E		Par/ex S
NOSO3	████████████████████	BROM2	████████████████████
NOSO2	████████████████████	BROM1	████████████████████
CHOS1	████████████████████	BROM3	████████████████████

	Par/ex P
BROM2	████████████████████
BROM1	████████████████████
NOSO2	████████████████████

Now let's insert a NEW ingredient into this six furlong race: an 8.5 furlong ROUTER. Were it a route race and we inserted a sprinter, the principle would remain the same.

#	NAME	DIST.	1ST CALL	2ND CALL	3RD CALL	FIN. CALL	1st B/L	2nd B/L	Stretch B/L	Final B/L
1	NOSO2	6.0	22.2	45.4	58.2	111.4	0.00	0.00	0.00	1.00
2	NOSO3	6.0	21.3	44.4	57.3	110.4	0.10	0.10	0.00	0.75
3	BROM1	6.0	22.4	46.4	58.0	111.4	0.05	0.05	0.00	0.00
4	BROM2	6.0	22.4	46.3	59.1	111.2	0.50	0.50	0.00	0.00
5	BROM3	7.0	22.4	46.0	111.0	123.3	1.75	2.50	1.00	1.00
6	MAG3	7.0	22.2	45.0	109.4	123.2	8.00	8.00	5.50	1.00
7	CHOS1	6.0	21.3	44.4	57.1	110.2	2.00	2.75	3.75	5.50
8	ROUTR	8.5	23.0	46.0	111.2	143.4	2.0	1.75	1.5	1.0

Look at the Total Energy differential NOW:

		Total	Med	3rd
HIGH	>>>	56.20	70.49	53.33
AVERAGE	>>>	55.37	68.78	51.84
LOW	>>>	53.36	66.86	50.58

The Router is low (as is expected) - 2.84 from NOSO3's HIGH. So the race must be adjusted accordingly. In our advanced programs - IF all contenders are viable - this means the (2) Alternate Adjust. (See the Troy Panzarini article this issue). ROUTr now moves up to a fairly competitive 59.12 Total Energy. As adjusted we now observe that NOSO3 STILL owns the Dream Race F-1, MAG3 F-2 and BROM2 F-3. The HIGH Median, as adjusted puts NOS3 on top. The best 2nd Call(58.22)still belongs to NOSO3. Now here are the three vital Par X rankings with the addition of ROUTr.

Total Pace		RAW	Matchup	F 3	Median
		F 1	F 2	F 3	
56.20	NOSO3	60.31	56.14	49.88	69.96
56.05	CHOS1	59.76	56.16	50.42	69.65
53.36	ROUTr ✓	59.12	54.09	53.12	68.11
55.30	NOSO2	59.07	56.55	50.72	69.51
55.23	BROM1	58.10	55.22	53.03	68.12
55.50	BROM2	57.66	55.40	53.27	67.97
55.63	BROM3	57.09	56.58	52.67	68.33
55.65	MAG3	55.86	58.20	52.26	68.56

* * * * * M A T C H - U P * * * * *

Par/ex E		Par/ex S	
NOSO3	████████████████████	BROM2	████████████████████
ROUTr	████████████████████	BROM1	████████████████████
NOSO2	████████████████████	ROUTr	████████████████████
	Par/ex P		
	ROUTr	████████████████████	
	BROM1	████████████████████	
	BROM2	████████████████████	

BROM still gets the overall nod, but Routr, adjusted, appears in 2-1-3 order. BROM dominates late while Routr fades.

Indiscriminate use of the (2) Alternate Adjust can make plow horses look like world beaters. That's why Jim "The Hat" warns against its use. However, when applied appropriately with contenders that truly belong in the mix and match of the race, its use becomes a primary source of longshots.

Based on the content of the installment of this series that appeared in FU#44, we have developed a computer program designed to graphically detect both the BEST

Velocity contenders AND the horses with the best LONG SHOT potential. See The Problem Race this issue.

The most advanced Par Concept is derived from a combination of Velocity, Energy PLUS relative deceleration. The following graph, viewed with appropriate adjustments is state of the art.

Name	Exdc Deceleration Ratio					
	1st	2nd	3rd	Edr	Ldr	Total
BROM2	95.60	95.20	100.00	190.80	195.20	290.80
BROM1	96.32	94.88	99.56	191.21	194.44	290.76
BROM3	94.66	97.22	98.88	191.87	196.09	290.75
MAG3	92.62	100.00	98.12	192.62	198.12	290.74
ROUTR	98.03	92.94	99.73	190.97	192.67	290.69
NOSO2	97.93	97.17	95.21	195.11	192.38	290.32
CHOS1	99.08	96.49	94.65	195.58	191.14	290.22
NOSO3	100.00	96.46	93.65	196.46	190.11	290.11

The Long Shot Winner BROM is on top from 3 different lines.

Our final graph, the Methodology's Odds Line Maker, tells us that the doubled digit mutuel WINNING horse should have gone off at odds of only 2.95 to 1 by OUR handicapping standards. Wow! There's a BIG confidence builder for those who cannot interpret their readouts.

Name	Probability	Odds
BROM2	.2533	2.95
BROM1	.1259	6.94
BROM3	.2401	3.16
MAG3	.1658	5.03
ROUTR	.0829	11.06
NOSO2	.0598	15.72
CHOS1	.0226	43.24
NOSO3	.0495	19.20

The bottom line of THIS article is, YES, we do subscribe to the PAR concept for making adjustments. BUT, since horses do NOT read commercially sold Par Time Charts, we let THEM make their own pars from the actual potential of THEIR incremental running times.

NEXT ISSUE - PART TWO
THE LATEST, MOST ACCURATE AUTOMATIC ADJUSTMENTS.

Modeling Synergetic Match Up II - Vaughn Youtz

Santa Anita Park

7

1 MILE. (1:332) CLAIMING. Purse \$17,000. 4-year-olds and upward. Weight, 121 lbs. Non-winners of two races at one mile or over since February 15, allowed 3 lbs. Of such a race since March 1, 5 lbs. Claiming price \$16,000 for each \$1,000 to \$13,000, allowed 1 lb. (Maiden or races when entered for \$12,500 or less not considered.)



Maxibob

Own: Mascari James E

FLORES D R (112 7 15 18 .06)

\$16,000

21Feb94-SSA fst 1 1/4 :23 :47 1:112 1:423 Clm 16000
 6Feb94-SSA fst 1 1/4 :23 :463 1:104 1:433 Clm 16000
 In light quarters 1st turn
 13Jan94-SSA fst 1 1/4 :224 :464 1:11 1:423 Clm 16000
 18Dec93-1Hol fst 6 1/2 :22 :443 1:093 1:16 3+ Clm 16000
 Lugged out early, wide into lane
 10Dec93-1Hol fst 6 1/2 :221 :45 1:10 1:161 3+ Clm c-12500
 Claimed from B C L Racing Stable & Marius, Livermore Russell B Trainer
 24Nov93-5Hol fst 7f :222 :444 1:09 1:213 3+ Clm 12500
 20Oct93-7SA fst 1 :231 :463 1:104 1:353 3+ Clm c-16000
 Claimed from Mascari James E, Mascari James E Trainer
 7Oct93-4SA fst 1 :224 :462 1:104 1:383 3+ Clm 20000
 11Sep93-30Mr fst 7f :223 :451 1:094 1:214 3+ Clm 20000
 Took up early, wide, dropped whip 5/16
 25Aug93-10Mr fst 1 1/4 :231 :47 1:114 1:442 3+ Clm 20000

Gr. g. 7
 Sire: Pappagallo-Fr (Caro-Tre)
 Dam: Colleen Star (Trondheim)
 Br: Lindsey Mr & Mrs CB (Wash)
 Tr: Mascari James E (8 0 0 1.00)

L 116

Lifetime Record: 56 9 7 5 \$124,850

1994	3 0 0 0	\$2,550	Turf	1 0 0 0
1993	14 0 2 3	\$13,400	Wet	1 0 0 0
SA	23 2 3 2	\$57,500	Dist	4 1 0 0

61 7 8 7 1/2 52 910 916 Castanon A L LB 117 12.30 66-16 Mr. C I Prospector 1154 Palmdale 1171 Payand Payand Pay 1171 5 wide trip 10
 75 4 11 11 10 911 781 431 Atkinson P LB 117 14.10 74-14 Spruce Navy 1171 Royal Torren 1171 Prisa Grand 1151 12
 85 9 6 6 1/2 64 54 44 Almeida G F LB 116 15.50 78-21 Son Of A Bronze 1163 Cape Royale 1118 Royal Torren 1161 Late bid 10
 78 1 8 8 1/2 78 65 354 Flores D R LB 117 11.00 83-10 Bet A Bic 1171 Five Sharps 1174 Maxibob 1170 8
 77 5 5 3 1 11 33 32 Castanon A L LB 117 2.90 85-12 Gallant Guy 1172 Bering Gifts 1173 Maxibob 1170 Weakened 7
 82 7 5 5 1/2 56 54 423 Pedroza M A LB 117 11.80 93-09 The Drouler 1173 Five Sharps 1170 Anonymouslew 1191 Too late 10
 - 10 9 9 13 10 19 - - - Perez J LB 111 28.80 - 17 No Commitment 1173 Stalvov 1164 Burgers N Fries 1161 Eased 10
 73 9 2 2 1 31 42 683 Castanon A L LB 116 38.00 80-16 Tell Boy 1170 Cocooning 1161 Cheyenne Gold 1180 Wide trip 9
 50 5 10 9 5 10 10 1114 1119 Castanon A L LB 117 17.00 72-12 Dr. Hyde 1124 Perfect Prankster 1173 Private Policy 1171 11
 76 1 5 5 4 2nd 2 221 Castanon A L LB 117 26.20 77-17 Cheyenne Gold 1172 Maxibob 1172 Notwithstanding 1175 Wide backstretch 7

Crown Sterling

Own: Burke Gary W & Timothy R

ANTLEY C W (306 46 29 19 .15)

\$16,000

13Mar94-SSA fst 1 :231 :462 1:103 1:352 Clm 20000
 6Mar94-SSA fst 1 :23 :464 1:11 1:371 Clm 40000
 18Feb94-2SA fst 1 1/2 :484 1:142 2:051 2:30 Clm 50000
 8Jan94-SSA fst 1 :224 :462 1:102 1:36 Clm c-32000
 Claimed from Lewis Beverly J & Robert B, Bell Thomas R II Trainer
 6Aug93-30Mr fm 1 :223 :474 1:12 1:362 Clm 80000
 27Jun93-6Hol fst 7 1/2 :222 :444 1:094 1:283 3+ Alw 35000N2x
 31May93-7Hol fst 7f :22 :442 1:09 1:212 Phone Truck H50k
 1May93-1CD fst 6 1/2 :223 :454 1:101 1:163 Alw 22000N1x
 4Apr93-3Kee fm 1 1/4 :232 :473 1:124 1:44 Alw 26400N2x
 2Feb93-7SA gd 1 1/4 :231 :473 1:123 1:454 Alw 36000N1x

Ro. g. 4
 Sire: Rich Cream (Creme de la Creme)
 Dam: Cloudy Seas (Grey Dawn II)
 Br: Hesmonds Stud Limited (Ky)
 Tr: Mitchell Mike (82 16 14 14 .20)

L 116

Lifetime Record: 15 2 1 3 \$60,572

1994	4 0 0 1	\$6,200	Turf	2 0 0 0
1993	7 1 1 1	\$37,822	Wet	1 0 0 0
SA	8 0 1 1	\$17,175	Dist	4 0 0 0

80 4 4 10 11 10 11 583 Stevens G L LB 116 6 30.60 82-11 Western Man 1170 Davus 1164 Stalvov 1171 By tired ones 10
 69 6 6 6 7 7 8 8 8 8 8 8 8 8 8 8 Stevens G L LB 116 6 8.50 72-18 Bucking Bird 1160 Duke Stomped 1164 Lucky's First On 1162 Saved ground 10
 87 4 3 3 3 3 3 3 3 3 3 3 3 3 3 Stevens G L LB 114 3.60 88-14 River Rhythm 1184 Fire Top 1111 Crown Sterling 1144 Not good enough 5
 80 4 6 6 5 5 5 5 5 5 5 5 5 5 5 McGarron C J LB 115 6 5.50 81-15 Prospector's Ghost 1144 Ingaril Ridge 1173 The Berkely Mnt 1162 Gave way 10
 73 1 4 5 1/2 54 57 693 Nakaland C S LB 115 14.70 89-15 Empire Pool 1151 Hoosie 1164 Fast Accord 1164 Faltered 6
 69 5 5 5 5 5 5 5 5 5 5 5 5 5 5 Gulis L L S LB 105 6 11.20 79-13 Ackr 1163 Spring Lunch 1161 Triumph's Bounty 1082 Bumped start, wide 10
 86 6 5 7 5 7 7 7 7 7 7 7 7 7 7 Black C A LB 115 10 15.90 86-12 D'hallavant 1177 Devil Diamond 1203 Crown Sterling 1153 Wide trip 7
 94 3 3 3 3 3 3 3 3 3 3 3 3 3 3 Stevens G L L 121 4 3.00 98-01 Crown Sterling 1212 Master Brew 1153 Nine Plus 1211 Steady drive 6
 83 3 4 4 4 4 4 4 4 4 4 4 4 4 4 Romero R P L 113 6 6.50 82-08 DsrT Wvs 1170 Epsnv Evngg 1140 Chatng Gshk 1131 Ducked out, weakened 9
 77 5 3 3 3 3 3 3 3 3 3 3 3 3 3 Stevens G L LB 115 6 7.90 75-20 Buckmeister 1160 Crown Sterling 1150 Justtofit 1165 Wide, gamely 5

Color Me Speed

Own: Budget Stable

DELAHOUSAYE E (303 48 51 44 .16)

\$16,000

13Mar94-SSA fst 1 :231 :462 1:103 1:352 Clm 20000
 23Feb94-1SA fst 6f :221 :444 1:093 1:36 Clm 20000
 3Dec93-1Aqu fst 1 1/4 :241 :482 1:123 1:442 3+ Clm 32500N2L
 14Nov93-3Aqu fst 7f :234 :482 1:124 1:251 3+ Md 30000
 27Oct93-3Aqu wf 6f :232 :481 1:093 1:131 3+ Md 30000
 22Oct93-1Aqu wf 6f :23 :463 1:091 1:121 3+ Md 35000
 6Oct93-6Bel fst 6f :231 :463 1:091 1:111 3+ Md 45000
 18Sep93-1Bel sly 1 1/4 :232 :463 1:121 1:451 3+ Md Sp Wt
 15Aug93-4Sar fm 1 1/4 :234 :481 1:124 1:434 3+ Md Sp Wt
 28Jly93-6Mth fst 1 1/2 :23 :464 1:122 1:451 3+ Md Sp Wt

Ch. g. 4
 Sire: Master Derby (Dust Commander)
 Dam: Public Band (Banderilla)
 Br: Corbett Farm (Md)
 Tr: Lloyd Kim (18 2 2 2 .11)

L 116

Lifetime Record: 15 1 3 2 \$24,490

1994	2 0 0 0	\$2,850	Turf	1 0 0 0
1993	4 2 3 2	\$21,640	Wet	3 0 1 0
SA	2 0 0 0	\$2,850	Dist	2 0 0 1

87 1 7 1 5 4 44 43 46 Delahoussaye E LB 116 6 8.80 86-11 Western Man 1170 Davus 1164 Stalvov 1171 Mild bid 10
 86 6 4 5 5 6 7 4 4 4 4 4 4 4 4 Delahoussaye E LB 116 6 12.90 86-13 Contented 1122 Super Trax 1153 Gallant Guy 1170 4 wide 3/8 5
 64 6 7 5 8 1 4 1 5 19 422 Rojas R I LB 113 6 8.50 61-27 Dream Prosperous 1119 HolSlew 1153 Threehrvrdvenue 1174 Lacked rally 8
 74 3 4 2nd 1 1/2 16 112 Rojas R I LB 116 6 12.00 78-17 Color Me Speed 11612 Smiling Shadow 1165 Landing Gear 1165 Kept to drive 7
 64 7 5 4 1 1 2 2 2 2 2 2 2 2 2 Rojas R I LB 115 6 5.00 72-28 Catch This 1193 Color Me Speed 1153 Varricchio 11910 Gamely 8
 44 4 3 3 3 3 3 3 3 3 3 3 3 3 3 Davis R G LB 119 6 11.00 73-15 Recruited 1170 Highly Perched 1199 Landing Gear 1152 Faded 7
 68 3 7 6 4 6 3 5 3 3 3 3 3 3 3 Alvarado F T LB 115 6 11.50 76-19 Native Fact 1180 Active Duty 1190 Color Me Speed 1153 Broke slowly 7
 47 4 3 2 2 4 5 5 7 5 5 5 5 5 5 Davis R G LB 118 6 11.30 57-15 Sugar 1180 Hatchee 1189 Lyons Hall 1180 Tired 6
 61 8 8 7 5 8 5 5 5 5 5 5 5 5 5 Davis R G LB 117 6 12.10 73-13 Schuerholz 1172 A. J. Warbucks 1221 Luciano P. 1173 Wide turn 10
 65 3 3 3 1 3 1 3 1 2 2 2 2 2 2 Santagata N LB 114 6 11.70 69-29 Keechie Creek 1144 Color Me Spd 1142 Bloomin' good Tril 1144 Second best 7

WORKOUTS: Mar 8 Hol 5f fst :59 1/4 2/17 Feb 5 Hol 6f gd :1:12 1/4 1/1

Stalvoy

Own: Dryer & Fellows

VALENZUELA P A (256 28 29 44 .11)

\$16,000

B. g. 6
Sire: Stalwart (Hoist the Flag)
Dam: Queen Savoy (Naskra)
Br: Robertson Corbin J (Ky)
Tr: Stute Warren (34 4 5 6 .12)

Lifetime Record: 30 6 4 8 \$137,335

13Mar94-55A fst 1	:231	:462	1:103	1:352	Clim 20000	89 10 2 21 21 213 342	Valenzuela P A LB 117 b 8.10	87-11	Western Man117 ^{nk} Davus116 ⁴ Stalvoy117 ¹	Wide 7/8 10	
21Feb94-55A fst 1 1/4	:23	:47	1:112	1:423	Clim c-15000	72 3 5 573 731 643 693	Desormeaux K J LB 117 b 8.90	72-16	Mr.CiProspector115 ⁴ Palmdale117 ² PayandPayndPy117 ¹	Saved ground 10	
Claimed from Anson & Arndt Jr & Doe, Hess R B Jr Trainer											
23Jan94-95A fst 1 1/4	:224	:46	1:102	1:421	Clim 20000	93 3 5 531 3nk 23 33	Desormeaux K J LB 116 b 7.20	81-13	The Drouler116 ² Lovely One111 nd Stalvoy116 ³	Led, weakened 7	
1Jan94-95A fst 1 1/4	:223	:46	1:111	1:414	Clim 25000	78 7 8 823 53 423 593	Desormeaux K J LB 116 b 7.90	79-11	Impact116 ² Lovely One111 th Western Man116 ⁴	Wide trip 6	
20Nov93-3Hol fst 1 1/4	:233	:46	1:093	1:413 3/4	Clim 20000	90 3 1 113 12 12 13	Desormeaux K J LB 116 b 7.80	93-10	Stalvoy116 ³ Cheyenne Gold117 ¹ Palmdale116 ³	Driving 6	
20Oct93-75A fst 1	:231	:463	1:104	1:353 3/4	Clim 16000	89 1 1 113 21 21 23	Delahoussaye E LB 116 b 7.30	89-17	No Commitment117 ³ Stalvoy116 ³ Burgers N Fries116 ¹	Outfinished 10	
29Aug93-70mr fst 6 1/2	:222	:45	1:09	1:152 3/4	Clim c-16000	67 2 6 513 893 893 814	Solis A LB 117 b 5.30	80-11	El Toreo117 ³ Dr. Hyde114 ³ Cool Chili117 ²	Faltered 8	
Claimed from Duslin & Haasman, Hronec Phillip Trainer											
21Oct92-25A fst 1 1/4	:46	1:11	1:37	1:502 3/4	Alw 40000	76 2 1 21 2nd 323 693	Valenzuela P A LB 118 b 5.40	68-22	Icy Resolution120 ³ Davus120 ^{nk} Coco's Main Man115	Gave way 7	
10Oct92-35A fst 1	:234	:47	1:103	1:36	Clim 40000	95 4 1 113 13 123 2nd	Valenzuela P A LB 117 b 7.10	87-17	His Legacy117 ^{nk} Stalvoy117 ³ Runaway Dunaway116	Edged for win 6	
26Sep92-40Fpx fst 1 1/4	:224	:46	1:104	1:432 3/4	Alw 32340	96 4 1 113 1 2nd 3nk	Atkinson P LB 121 b 7.80	91-13	Counter Check116 ^{nk} Icy Resolution121 Stalvoy121	Sharp try 6	
WORKOUTS: Mar 21 SA 5f gd :1:04 H 26/24 Mar 12 SA 3f fst :351 B 2/21 Mar 7 SA 1f st :1:41 H 3/6 Feb 28 SA 4f fst :471 B 7/47 Feb 13 Hol 4f fst :492 H 10/17 Feb 6 Hol 4f fst :50 H 13/24											

Chapar

Own: Charles Ronald L

PEDROZA M A (211 17 30 21 .08)

\$16,000

B. g. 5
Sire: Dahar (Lyphard)
Dam: Phil's Chapeau (Philately)
Br: Dahar Syndicate & Parker (Ky)
Tr: Shulman Sanford (105 19 14 17 .18)

Lifetime Record: 23 5 1 4 \$80,487

17Mar94-15A fst 1 1/4	:234	:48	1:12	1:433	Clim c-10000	78 4 3 313 42 22 11	Pedroza M A LB 116 b 7.20	77-20	Chapar116 ¹ Notwithstanding116 ^{nk} Won On Appeal116 ¹	Inside rally 9	
Claimed from Henn Dawn & Terry, Baffert Bob Trainer											
6Feb94-55A fst 1 1/4	:23	:463	1:104	1:433	Clim 16000	---	Flores DR LB 117 b 7.30	---	Spruce Navy117 ¹ Royal Torrent117 ¹ Prisa Grande116 ¹	12	
Clipped heels, lost rider											
15Jan94-95A fst 1 1/4	:234	:474	1:12	1:422	Clim c-12500	78 3 6 733 733 55 553	Desormeaux K J LB 115 b 6.50	77-14	Spruce Navy116 ³ Dean Machine116 ² Gas Man116 ¹	No rally 9	
Claimed from Rippee & Silva, Hess R B Jr Trainer											
10Oct93-5Hol fst 1 1/4	:231	:464	1:111	1:424 3/4	Clim 9000	84 7 7 623 3nk 1nd 1nd	Nakatani C S LB 114 b 5.90	87-12	Chapar114 ^{nk} Cluck116 ¹ Jean Pierre S116 nd	12	
4 wide 2nd turn, gamely											
10Oct93-5Hol fst 1 1/4	:233	:47	1:111	1:434 3/4	Clim 12500	61 8 5 544 441 673 593	Desormeaux K J LB 116 b 7.20	72-18	Call Me Wild116 ¹ Triple Alpha116 ¹ Jean Pierre S116 ¹	Wide 1st turn 8	
20Nov93-9Hol fst 1 1/4	:23	:46	1:10	1:412 3/4	Alw 33000N1X	57 4 5 413 421 68 8193	Desormeaux K J LB 118 b 10.40	74-10	Glowing Crown115 ^{nk} Desert Habitat115 ³ Nitrogygian118 ⁵	Wide into lane 8	
12Sep93-60mr fst 6 1/2	:221	:45	:57	1:084 3/4	Clim 55000	74 3 6 773 773 773 7103	Lopez A D LB 114 b 45.10	85-10	Music Mercil172 ^{nk} Alta Blue112 ¹ Chief Dare117 nd	Broke slowly 7	
5Dec93-40Hol fm 1 1/4	:233	:471	1:111	1:422 3/4	Alw 33000N1X	57 9 9 914 914 1116 1116	Flores DR LB 115 b 11.70	67-17	Major Launch117 ¹ Sinag117 ¹ First 'n Gold116 ¹	Steadied hard 5 1/2 11	
30Oct92-65A sly 1	:232	:474	1:13	1:39	Clim 40000	63 5 6 633 423 333 310	Flores DR LB 115 b 2.90	62-37	Bitter Rice117 nd Extra Footage115 ¹⁰ Chapar115	Not enough late 7	
13Sep92-40mr fst 1	:223	:46	1:11	1:361	Clim 50000	78 3 8 873 793 67 683	Desormeaux K J LB 115 b 7.10	79-11	Cigliano110 ³ Lord Of Motion115 ^{nk} Auriga115	Off slowly, wide 9	
WORKOUTS: Mar 10 SA 7f fst :1:23 H 1/9 Feb 28 SA 6f fst :1:12 H 3/25 Feb 2 SA 5f fst :1:00 H 14/28 Feb 3 SA 4f fst :483 H 9/28 Jan 28 SA 5f fst :1:00 H 33/80 Jan 23 SA 3f fst :36 B 4/21											

Spruce Navy

Own: Durbin & Marcus

SOLIS A (342 56 54 52 .16)

\$16,000

Bk. b or br g. 5
Sire: Polish Navy (Danzig)
Dam: Spruce Song (Verbalim)
Br: Elmendorf Farm (Ky)
Tr: Yeung Steven W (20 3 5 3 .15)

Lifetime Record: 27 6 3 1 \$87,085

16Mar94-85A fst 1	:23	:463	1:103	1:354	Alw 40000N1X	80 3 1 2nd 44 44 47	Antley C W LB 115 b 7.30	83-14	Skylunch118 ¹ NncysFrenchFry118 ² PrivePremir118 ³	Dueled, gave way 7	
24Feb94-75A fst 1 1/4	:23	:47	1:11	1:424	Alw 40000N1X	72 7 5 51 54 54 5103	Gonzalez S Jr LB 113 b 7.20	71-20	The Informer117 nd Gian's Big Break117 ¹ Wooden Ticket120 ¹	5 wide trip 8	
6Feb94-55A fst 1 1/4	:23	:463	1:104	1:433	Clim c-15000	81 12 4 42 13 13 113	Gonzalez S Jr LB 117 b 7.00	77-14	Spruce Navy117 ¹ Royal Torrent117 ¹ Prisa Grande116 ¹	Driving 12	
Claimed from Alkin & Charles, Shulman Sanford Trainer											
15Jan94-95A fst 1 1/4	:234	:474	1:12	1:422	Clim 12500	88 8 2 23 24 21 14	Castanon A L LB 115 b 7.20	83-14	Spruce Navy116 ¹ Dean Machine116 ² Gas Man116 ¹	Driving 9	
4Dec93-2Hol fst 1 1/4	:23	:463	1:101	1:43 3/4	Clim 10000	86 6 3 31 24 21 1nd	Castanon A L LB 115 b 7.30	86-15	Spruce Navy115 nd Royal Dixie115 ³ Lanky Lord115 ¹	Stiff drive 7	
11Nov93-55A gd 1	:222	:461	1:121	1:383 3/4	Clim 10000	60 7 8 77 54 76 7103	Castanon A L LB 116 b 7.30	66-24	King Raj116 ² Days Gone By117 ¹ Jean Pierre S116 ¹	5 Wide into lane 10	
29Oct93-95A fst 1 1/4	:464	1:512	1:37	1:494 3/4	Clim 10000	87 8 4 32 23 11 23	Castanon A L LB 116 b 9.50	80-20	Palmdale116 ³ Spruce Navy116 ⁴ Golden Conquest117 ¹	Game try 11	
15Oct93-95A fst 1 1/4	:224	:461	1:104	1:434 3/4	Clim 10000	70 11 8 883 883 993 873	Lopez A D LB 116 b 5.90	80-13	Tu Eres Mi Heroe116 ¹ King Drone116 ² Cantivador118 ²	Very wide trip 12	
25Sep93-41Fpx fst 7 1/4	:471	1:12	1:382	2:172 3/4	Hcp 12500	76 7 2 21 21 45 583	Lopez A D LB 116 b 3.30	83-08	Stylish Majesty115 ^{nk} Royal Dixie114 ³ Expresso Brazil116 ¹	Weakened 7	
3Sep93-30mr fst 1 1/4	:223	:463	1:111	1:431 3/4	Clim 12500	84 2 6 533 413 21 213	Lopez A D LB 117 b 7.60	84-19	Classic Case117 ¹ Spruce Navy117 ² Our Staff110 ²	Good effort 8	
WORKOUTS: Mar 5 Hol 3f fst :36 H 10/17 Jan 30 SA 3f fst :36 B 10/40 Jan 24 SA 4f fst :49 H 15/39 Dec 31 Hol 4f fst :403 H 11/21											

Kitty's Banker

Own: Shonkwiler Lincoln N

BLACK C A (285 25 31 31 .08)

\$16,000

B. g. 5
Sire: Excelter (Vaguely Noble)
Dam: Iron Kitty (List)
Br: Shonkwiler Lincoln N (Wash)
Tr: Penney Jim (33 2 2 0 .06)

Lifetime Record: 30 3 5 5 \$43,984

13Mar94-55A fst 1	:231	:462	1:104	1:352	Clim 20000	73 2 10 910 99 910 7133	Valenzuela F H LB 116 b 7.20	78-11	Western Man117 ^{nk} Davus116 ⁴ Stalvoy117 ¹	No rally 10	
23Feb94-15A fst 6 1/2	:221	:444	:563	1:09	Clim 20000	85 1 5 443 35 34 56	Valenzuela F H LB 117 b 7.90	86-13	Contented1122 Super Train114 ³ Gallant Guy117 nd	Rail trip 6	
17Sep93-40YM fst 1	:232	:461	1:101	1:361	Clim 25000	62 2 9 913 910 893 753	Cooper B LB 120 b 7.30	92-07	Ringin Sound116 ^{nk} Hassel Free114 ² Dee's Starman116 ²	Outrun 9	
5Sep93-6YM fst 1	:231	:471	1:114	1:364	Clim 32000	75 2 7 733 613 433 333	Cooper B LB 120 b 7.30	92-15	Leap To The Lead115 ² Dee's Starman116 ² Kitty's Banker120 ¹	Rallied late 7	
22Aug93-3YM fst 1	:242	:481	1:121	1:372	Clim 20000	79 1 4 21 21 2nd 23	Cooper B LB 117 b 7.40	91-07	Rosy Way116 ¹ Kitty's Banker117 ⁴ Designated To Drive117 ⁵	Bumped stretch 4	
25Jly93-6YM gd 1	:241	:473	1:122	1:394 3/4	Alw 12500N1Y	71 2 8 883 883 943 88	Cooper B LB 120 b 4.90	74-26	Magic Class117 ^{nk} Ringing Sound118 ² Phonolite115 ³	Outrun 8	
11Jly93-6YM fst 1	:223	:46	1:104	1:373	Clim 25000	70 5 7 79 763 653 53	Cooper B LB 118 b 6.20	88-08	Phonolite115 ^{nk} Designated To Drive117 ^{nk} Rosy Way116 ²	No threat 7	
20Jun93-8YM fst 6 1/2	:23	:45	:571	1:092	Clim 32000	73 5 5 510 519 484 311	Southwick W E LB 116 b 13.70	95-07	Barbaric Pleasure117 ¹ Im Crafty122 ¹ Kitty's Banker116 ⁴	Strong finish 5	
31Jan93-8YM sly 1 1/4	:253	:502	1:151	1:474	Pemney H20k	71 5 5 593 453 44 37	Bayer J D LB 118 b 7.90	66-39	Myoterbrotherdry118 ² Mgc Clls118 ⁴ Kitty's Banker118 ¹	Quickened late 5	
10Jan93-6YM fst 1	:224	:457	1:102	1:353	Baze H15k	86 5 7 613 523 2nd 23	Bayer J D LB 118 b 7.10	100-10	Magic Class116 ¹ Kitty's Banker118 ² Pay The Mack114 ^{nk}	Wide into lane 9	
WORKOUTS: Mar 23 SA 3f fst :352 H 3/35 Mar 10 SA 5f fst :1:04 H 43/46 Mar 3 SA 6f fst :1:15 H 12/25 Feb 19 SA 4f fst :471 H 8/67 Feb 13 SA 5f fst :1:00 H 8/60 Feb 9 SA 4f gd :483 H 7/24											

Modeling Synergetic Match Up II - Vaughn Youtz

The first item of business is to make the distinction that I model this program from primarily a visual standpoint as opposed to a figure standpoint. I've run hundreds of races through SMUII and have found the most predictive factors to be %Med, screen panels and paradigms at the tracks I normally handicap. I use a spreadsheet program to set up my models. Most will work fine. Let's look first at the entry format.

Date-R CAS Notes CESP %Med EP MP EX SP LS RK PAR

These are the column headings I use. Their explanations are Date-R is the date and race number. CAS is class level, age and sex. For example a 16,000 claiming event for horses 4 years and older would be noted as 16C4U. The same race for fillies and mares would be noted 16CF4U. In notes I indicate if I won or lost a race, the reason for losing and if off track conditions existed. CESP is the computer generated running style of the winner. %Med is the %Med of the race winner. EP, MP, EX, SP are the screen panel positions of the winner. LS is the linescore of the winner totalling the panels and RK is the rank order of the winner. Details about screen panels follow. PAR is the paradigm rankings of the winner and are noted E for early, P for presser and S for sustained.

Now I'll go through a race and show how to pick out these modeling factors and put them into a coherent format.

The race is Race 7 at Santa Anita on March 27, 1994. I played this race and had the winner. The race is 8F, four year olds & up, 16,000 claiming. The winner of this race, Stalvoy, is indicated in the readouts as STAL. Enter the preliminary information into the model.

Date-R CAS Notes:
3/27-7 16C4U W

The rest of the modeling procedure requires a hard copy of the race from which to gather modeling factors. You can use the program, but a hard copy is more efficient.

In the Energy Generator section of the hard copy, note the computer generated running style (CESP) of the winner STAL. The most important distinction in modeling is the CESP model entry. For each distance and surface, the model entries should be separated by CESP. That's to say, group all the E's together, all the EP's together, all the SP's together and all the S's together for each distance and surface combination at your track. This way you can see at a glance what factors are winning at each CESP for each distance/surface. Sam Wada explained this procedure to me about a year ago and it's really effective.

From the Energy Generator we can see that STAL is a sustained presser, so this entry will go with the SP group for 8F on dirt in our model. Also, from the Energy Generator, we'll use the %Med figure (68.12) under MED for Stal and include it in our model. The entry now looks like this:

Date-R CAS Notes: CESP %Med
3/27-7 16C4U W SP 68.12

Next, go to the hard copy of the screens for this race. SMUII has two screens, an EXDC deceleration screen and a SP deceleration screen. Depending at the match up, the program decides which screen will come up first. I've modeled the first screen factor, but found it non-predictive, at least at Santa Anita and Hollywood. What is predictive are the winners position on each panel of the screens. In this example, the SP screen comes up first, as well it should. The only speed in here is SPRU (Spruce Navy) and this is a weak speed horse (look at the 4 in TP on the EXDC screen and the TP of 4 on the SP screen). Spru just doesn't figure to win this race. A solid DPH though, as indicated by the 1 in EP and the 2 in MP. SPRU, who the energy generator indicates has low energy, was put into the mix to provide early pace for this race.

Back to modeling, it should be noted that Glen Connolly gave me direction on how to successfully model the screens in SMUII. The EP and MP panels (first two) are the same on both screens, EP being early pace and MP being middle pace. So when we model these panels, we note the position of the winner for each panel. In our example STAL is #2 in EP and #4 in MP. These numbers go to their respective positions on the model. STAL is #3 in TP (total pace) on the SP screen and #1 in TP on the EXDC screen. Add these panel positions to the model. Then total EP, MP, SP and EXDC for the LS (line score). Add to model. RK is the relative linescore rank of the winner.

So I don't need to make a hard copy of the screens, I write a matrix to the left of the Rankings section on my hard copy. As I view the screens, I put the panel positions of each contender under the appropriate panel indicator. Also, to the left of the contenders name, I total the numbers in all panels which is the line score (LS) . You also can see the screen panel rankings of each contender. In this race the matrix (right) looks like this.

Rankings

		EP	MP	EX	SP
9	SPRU	1	2	4	4
10	STAL	2	4	1	3
10	COLO	3	3	2	1
11	CHAP	4	1	3	2

The last notation I make on the hard copy is to circle the DPH or the #1 contender from the MP panel.

A note of caution here. EP and SP appear under rankings. DO NOT use these numbers for your model. These numbers have nothing to do with the screen panels you are modeling.

Our example model now looks like this:

```
Date-R  CAS  Notes:  CESP  %Med  EP  MP  EX  SP  LS  RK
3/27-7  16C4U  W      S      68.12  2  4  1  3  10  2
```

The last item to model are the paradigms. These are very predictive, more so than screen panels at my tracks. Looking at the hard copy under the rankings section of the program, the paradigms indicate that Stal's PAR positions are: E1, P1, S2. Enter these into your model. The completed

model entry should look like this:

Date-R CAS Notes: CESP %Med EP MP EX SP LS RK PAR
 3/27-7 16C4U W S 68.12 2 4 1 3 10 2 E1, P1, S2

Once you get a number of entries under each running style at each distance/surface, a definitive pattern will emerge and picking winners by CESP will become a much easier task.

Also, other elements of SMUII could be very predictive at your track, in particular Muv and the Doctor S & E Match Ups. Do not be afraid to test different portions of the program for potential modeling factors and eliminate those you find non-predictive at your tracks.

Finally, be aware that modeling factors are dynamic and constantly changing. Don't fall into the trap of using modeling information from weeks, months or even years back. I update my model on a daily basis, just as I update my track profile every day.

Vaughn Youtz

3619 SEVENTH RACE. 1 mlie. Four year olds & up. Claiming prices \$16,000-\$13,000. Purse \$17,000.

Index	Horse and Jockey	Wt.	PP	ST	¼	½	¾	Str.	Fin.	To \$1
3527	Stalvoy, P.Valenzuela	117	3	1	11½	12	11½	13½	15	1.70
3503	Spruce Navy, Soils	116	5	2	32½	32	35	36	2½	2.20
3527	Color Me Speed, Dihsy	116	2	4	2½	23½	24	22½	37	2.90
3527	Crown Sterling, Antley	116	1	3	5hd	6	6	6	4½	9.30
3527	Kitty's Banker, Tejeira	116	6	6	6	52	53½	42	52	20.10
(3541)	Chapar, Pedroza	116	4	5	42½	41½	4hd	5½	6	8.00

Scratched—Maxibob.
 Claimed—Spruce Navy by Clear Valley Stables (trained by Sanford Shulman) for \$16,000; Crown Sterling by Akin & Gravina & Winters (trained by Jack Carava) for 16,000; Color Me Speed by Silver Stud Stable (trained by Ronald W Ellis) for \$16,000; Stalvoy by John Pinner (trained by Danny Velasquez) for \$16,000.

3—STALVOY 5.40 3.00 2.10
 5—SPRUCE NAVY 3.20 2.20
 2—COLOR ME SPEED 2.20

Time—23 1/5, 46 1/5, 1.10 1/5, 1.22 3/5, 1.35 2/5. Clear & fast. Winner—b.g.6. Stalwart—Queen Savoy trained by Warren Stute. Owned by Dryer & Fellows. Mutuel pool—\$387,287. Exacta pool—\$387,949. Quinella pool—\$68,819. Triple pool—\$116,547.

\$2 EXACTA (3-5) PAID \$14.00
\$2 QUINELLA (3-5) PAID \$7.00
\$3 TRIPLE (2/5/3) PAID \$24.00

DON'T LET THE SMALL FIELD AND LOW PAYOFFS CAUSE YOU TO DISCOUNT THE PRINCIPLES THE AUTHOR FINDS QUITE SOUND FOR GETTING HIS MANY, MANY H I G H E R PAYING WINNERS, EXACTAS AND TRIFECTAS.

Doc

#	NAME	DIST.	1ST CALL	2ND CALL	3RD CALL	FIN. CALL	1st B/L	2nd B/L	Stretch B/L	Final B/L
1	COL01	8.8	23.1	46.2	118.3	135.2	4.58	4.88	3.88	6.88
2	STAL1	8.8	23.1	46.2	118.3	135.2	1.88	1.88	1.58	4.75
3	CHAP1	8.8	24.8	48.8	112.8	137.1	1.58	2.88	2.88	8.88
4	SPRU3	8.8	23.1	46.3	118.4	137.8	8.75	8.88	8.88	8.88
5										

ENERGY GENERATOR

RAW ENERGY FACTORS

Name	Total	Hidden	Fx	Med	Lex	3rd	ESP Type
COL01	54.55	53.77	54.51	67.85	32.15	52.98	Sustained
STAL1	54.63	53.58	54.67	68.12	31.88	52.62	S/P Presser
CHAP1	54.87	53.72	53.64	67.49	32.51	52.53	Sustained
SPRU3	53.83	52.49	53.41	68.57	31.43	58.38	Early

MATCH-UP PROFILE


	Total	Med	3rd
HIGH >>>	54.63	68.57	52.98
AVERAGE >>>	54.27	68.81	52.89
LOW >>>	53.83	67.49	58.38

MATCH-UP


STAL1	Par/ex E	COL01	Par/ex S
SPRU3	██████████	STAL1	██████████
COL01	██████████	CHAP1	██████████

STAL1	Par/ex P
COL01	██████████
SPRU3	██████████

SP DECELERATION



EXPC DECELERATION



Exdc Deceleration Ratio

Name	1st	2nd	3rd	Edr	Ldr	Total
STAL1	99.87	98.98	99.42	198.85	198.48	298.27
COL01	98.85	99.18	100.00	198.83	199.18	298.83
CHAP1	96.73	100.00	99.59	196.73	199.59	296.32
SPRU3	100.00	99.69	95.51	199.78	195.28	295.28

Name	Probability	Odds
WSTAL1	.5529	8.81
COL01	.2423	3.13
CHAP1	.1368	6.65
SPRU3	.0748	12.51

NOTE:

It would be grandiose and unjust of me to suggest that FRACTALS, in its present state, is superior to SYNERGETIC MATCHUP II or THOROMATION. Far from it. In virtually every test race, THOROMATION, properly applied, got the same results. I EMPHASIZE PROPERLY APPLIED!!

THOROMATION is like penicillin. FRACTALS works like the placebo effect. BOTH can bring cure and have their place in medical AND handicapping treatment. Certain clients cannot or will not utilize the full powers of their THOROMATION AND/OR SYNERGETIC MATCH-UP in concert with ENTROPY.

FRACTALS, in its present form merely gives them another view of the same scene but from an entirely different perspective or, if you prefer, mountain top. In light of the tremendous response to FRACTALS and the fact that THOROMATION can do at LEAST as well, I suggest that all EXDC users optimize the use of their present programs until FRACTALS has been thoroughly tested and contains all the extra bells and whistles we have planned for it. As for now, the horses - win-place-show - will come up properly in our present ADVANCED 4 call programs IF you use the adjustments as prescribed and focus on the appropriate screens.

"Doc"


TRACK CONDITION

DIRT TRACKS

- fst = Fast**
- wf = Wet-Fast**
- gd = Good**
- sly = Sloppy**
- my = Muddy**
- sl = Slow**
- hy = Heavy**
- fr = Frozen**

TURF

- hd = Hard**
- fm = Firm**
- gd = Good**
- yl = Yielding**
- sf = Soft**
- hy = Heavy**



Book Review By Doc Sartin.....

It starts off with the possible wanton murder of Alydar in its stable in order to collect on the horse's 36 million dollar insurance policy and the suspense never diminishes throughout its 373 pages.

It is the story of the rise and fall of America's premier racing business dynasty, CALUMET FARMS. It reads like a novel, no less exciting than a work by Dick Francis or William Murray. It is a tale of one of the most convoluted rapes of a financial institution ever perpetrated. The narrative involves the biggest names in Thoroughbred racing: owners, breeders and trainers - including D. Wayne Lukas, Ben and Jimmy Jones and John Veitch, on up - or down - as the case may be, to the involvement of Mafia kingpin, John Gotti.

Calumet Farms was founded by its patriarch William Wright who made his money by making Chicago based Calumet Baking Soda a household word. He and his son, Warren Wright, Sr. built Calumet Farms into the premier Bluegrass Breeding Farm, the most famous and lucrative in all the World. Calumet won more stakes purses along with its nine Kentucky Derby wins, than any other in history. Whirlaway, Pensive, Citation, Ponder, Hill Gail, Iron Liege, Tim Tam, Forward Pass. If those names are too distant for you to recall, how about the greatest runner up in racing history, Alydar or Eclipse Winner, Criminal Type. And a myriad of other great champions bred from Calumet sires: Alysheba, Strike the Gold, Easy Goer, Althea, Turkoman, and too many more to mention.

The Wright dynasty flourished with honor and pride through the death of Wright's widow, Lucille who, after Wright's death married Naval hero and Screen and book writer, bon vivant, Gene Markey, whose previous wives included Hollywood stars, Joan Bennett, Myrna Loy and Hedy Lamar. But after Lucille's death the Wright heirs took little interest in the affairs of Calumet, except for the multi-million dollar bounty it provided them. They let the "Farm" fall under the management of J.T. Lundy who had somehow won the hand in marriage of Lucille's daughter Cindy Wright.

Lundy, a poor boy from the "wrong" side of Kentucky's railroad track, hated Lucille and even urinated on her grave stone after her funeral. Over the next decade, he un-did everything the original Wright family had built; though during his tenure, Calumet foals were keeping the farm's shining image alive and well. But not its finances. Even while accepting the Eclipse award for Criminal Type, with thanks to trainer Lukas, Lundy had put Calumet into a bankruptcy, the amount of which is yet to be fully known but could amount to well over 150 million dollars with ancillary charges that include criminal misconduct, fraud, embezzlement and money laundering.

From the suspicious circumstances surrounding the death of Alydar to the final bankruptcy auction - the Calumet name went for a mere \$12,500 - to the acquisition of its lands by Henry de Kwiatowski, who didn't even get the rights to Calumet's name or racing colors, author and investigative reporter Ann Hagedorn Auerbach, weaves a detailed but thrilling tale that is far more suspenseful than the majority of fictional best-sellers. Her documentation of the unbridled free wheeling dealing, hands-off, non-regulated 1980's and then the sudden burst of the breeding industry bubble and its ultimate affect on horse racing today is meticulous. She also acknowledges that the debacle was predicted by Andy Beyer in The Washington Post.

Even more important for us as handicappers, is how the over-breeding of Alydar and other thoroughbred champions and their subsequent deaths, is affecting racing today. The huge sums from breeding syndicates of the 80's has dwindled to a trickle. The quality of today's Thorough-breds has declined proportionately.

This does not endanger *OUR* profits so long as we recognize and accept what a dramatic effect the tale told in this book has on how we qualify contenders and how we bet.

The pari-mutuel profits are still there for us but it will be a long time, if ever, before the contender qualifying guidelines of yester-year will again help us in our quest. The fall of Calumet, preceded by the collapse of Spendthrift Farms (in which

I lost money through a stupid stock purchase), means much more to us, as handicappers, than the bankruptcy of these Bluegrass institutions alone.

I read this book in one sitting. I'm a fast reader. But had I been a slower one, I still would not have put it down until I finished it. WILD RIDE is just that. Don't miss it. It's more than a book on the industry we depend on for profit, it is a taut drama and social commentary on our own life and times.

Published by Henry Holt & Co. Available at most bookstores, including Gambler's Book Club, Las Vegas. \$22.50. Hardcover.



Ye Olde Notice

Some of you are complaining that the SPN & Odds Line Numbers are off. NOT SO. It's because when the 2 Adj. is called for, you use the 1 Adj. and the OPPOSITE screen. That's fine for your Stop Action Opposite Screen Readout, BUT, go back and use the 2 Adj. (when appropriate) before you go to the SPN'S & ODDS Line. This will correct your problem.

Doc



VOX POPULI

THE CLIENTS SPEAK

Sir,

I read your fine article in ATM, on the lead versus early speed. I use your programs already, so I understand the merits of what this is about. Like any handicapper I am always trying to improve, of which I thank you and others for writing Pace Makes the Race. I would like to obtain the formula for Percent Median.

I attended a few of your seminars in the past, but each one I want to, the Reverend (Bert Mayne) was not present. I always wanted to talk to him about, being a born again Christian, could I really play the horses in good faith. Maybe you could write a few words on this for me or say a few on tape.

Once again I thank you for being you.

An American Turf Monthly Subscriber

Doc,

I used #1 Automatic Adjust at Gulfstream and #2 Alternate Adjust at Suffolk Downs. At first I was too anxious but once I started writing down my selections and results on the Thoromation Client Report form (both sides) I started to see which adjustment was most effective at each track. I've just put my money management plan into effect starting at a \$200 bankroll betting 10% of bankroll. I hope 10% is not too bold but through 11 races right now I'm at \$333.40. I'm still a rookie, Doc, and I might be for some time but I'm *loving this!* I'm starting to look at races differently now and I think I'm identifying non contenders pretty quickly. Well, I gotta go do some more handicapping for tomorrow's card, so I'll see you at the seminar.

Thanks a million,
S.B., Weymouth, MA

Dear Dr. Sartin,

I read with interest your article, ON THE LEAD VERSUS EARLY SPEED in the January issue of AMERICAN TURF MONTHLY magazine. It is of special interest to me as I am the owner of IRGUN currently scheduled to run in the Kentucky Derby.

I am particularly intrigued with the paragraph that reads: "in fact, ever since Gato Del Sol's 1982 Derby win, the year I started tracking energy figures, every single Kentucky Derby has been won by one of the top two sustained pace horses."

How does one determine IRGUN's energy figures as compared to the others in the race?

IRGUN goes next in the WOOD MEMORIAL April 16th. He's training well, looks great and figures to run well in the race but we are nagged by the fact that the WOOD will be only his fourth race and it may be that running him in Kentucky is not in his best interest. If your figures show him a "non-contender" it might help us in our decision making ... and if he comes up one of the top two...

Kindest Regards,

Brandon Chase

DOC'S COMMENT: On the basis of my analysis, this horse was not entered in the Derby. Too Early-not enough Hidden Energy.

I have a love affair going with Thoromation. Finally got under-way about the middle of Oak Tree. Ran a \$200 bank up to \$641 in twelve bets. Bettin' \$5.00 bets. Of course, hit 7 exacta's. The designated place horse is really working. I have this all documented and will forward it on to you. That will be a first. Never sent in any reports when I was betting before because I figured you had enough to do.

Best wishes to all,
D.C., Los Angeles, CA

continued next page

Dear Doc,

I have been around you, your family and PIRCO for several years and have never heard anyone speak a bad word about you. Only respect, praise and admiration. I told Shane when I first met him "Your Dad is a genius".

I have a tremendous respect for you. In addition, I like you. Am aware of the many unselfish and charitable good deeds have done for others. I appreciate the laughs, the fun and the pleasure I have experienced by being associated with you. (The monetary gains aren't hard to take either).

I realize, I haven't been good about sending in the reports I should have, however, let me affirm: THE SARTIN METHODOLOGY WORKS AND I WILL BE HAPPY TO TAKE ON ANYONE. ANY-TIME THAT CLAIM OTHERWISE. Now that I have been retired for a year and the "honey do's" are near complete, I have the time and the skill, thanks to you, to back this up.

You are a good and proud man and you deserve to boast of your many big time achievements and to stand tall, with pride, beside the best of men.

If I can be of any help to you, in any way, just let me know.

I AM VERY PROUD TO KNOW YOU.

Sincerely,

J.T., Oceanside, CA

Dear Doc,

About this time of every year I always sit down and count my blessings. One major blessing is how I have been helped by you and all of your research!!

You have given me a great opportunity and I appreciate it!!

Your friend,

R.S., N. Barrington, IL

Dear Doc,

I continue to be amazed at your genius for improvement in the on-going "revolution" of our process to win...

As I stated several times in the past, I'm thankful for the event which led me to you - My life has been changed! Maybe in some small way I could assist you in your research...

D.F., Spokane, WA

Dear Dr. Sartin:

In my 76 years I have been playing the horses for about 25 years, I have payed out a little more than \$3,000 for computer handicapping systems and I fell for several of the systems peddlers, none of which has made me one dollar.

Your percent median energy formula is by far the best I have seen. I have all the forms and results for the 1993 Oaklawn Park meet. I have given your formula a real good workout. It's really good. Oaklawn Park racing begins on Jan 21 and closes on April 22 at which time they will pick up 3 different tracks on the tube. Now Dr. Sartin here is what I would like to know. Can you put this formula on a computer? If so, please let me know. I plan to use this formula along with Mark Cramer's tote board system that he talks about in his book Kinky Handicapping. Thank you.

LW.

DOC'S COMMENT: This gentleman is not even a client. He got the % Median formula through an article I wrote for American Turf Monthly.

Dear Doc,

Phil Gowens again reminds us that we are truly engaged in a lonely endeavor. Your unending drive creates not only "magic" programs, a continuing psychological ego check but also an environment where we (Sartinologists) may meet with one another, share, learn, and grow in camaraderie and fine tune our ability.

Thank you for these things and for your gracious hospitality, warmth and most of all, for our continuing friendship.

Dennis Mikkelson., Riverside, CA

Dear Sirs,

I would like to thank all those people involved with the Sartin Methodology who present their insight and ideas in the Follow Up. Their articles have been of immense help in promoting my understanding of Pace Handicapping, how horse races are run, and more importantly to my myself, how to make a few tax free Canadian dollars.

A.L., Canada

Just a perfect day at Arlington Park - 10 in a row. With Sundays's 2 doubles, we have won 6 Arlington doubles in a row - with AODDS. Marshall Lasky, Las Vegas, NV

Dear Dr. Sartin,

Thank you for Thoromation!!!

It means a great deal to this struggling beginner that you present the software that supports the Methodology in so many different ways! The linearity of Phase III was never a comfortable fit for me but that is not true of the new software. I did not purchase Energy earlier because I felt that my weakness in contender and paceline selection did not yet warrant it. I also forced myself to purchase it from handicapping winnings.

Your commitment and willingness to help the rest of us makes the long nights of practice infinitely easier to face.

R.L., CT.

Dear Doc,

... I'm very grateful to you and other senior members for helping me to de-program my previous, pedestrian, systemized horse racing "knowledge" and replace it with a holistic handicapping method. While projecting pace times and doing the Match Up, I catch myself thinking that this is such a great way to assess a race, so why didn't I always do it this way? Why didn't I think of it myself? The truth, of course, is that I would never have discovered these techniques on my own. I regard these feelings as an indication that the Method is really becoming a part of me – and it feels good.

Thanks for everything,

D.T., CA

... Now, for the excitement part. As I stated earlier when I received Thoromation it was like a "dream come true" or even better, like "money from heaven". I have won races totaling over \$1,500 plus. This was from a combination of exacta's, daily doubles, win & place, but the most exciting was the Twin Trifecta that was recently at \$87,000. I had the first half which for a \$2 Twin Trifecta Box (\$12) returned a nice first half amount of \$311. I was so nervous trying to decide what correct combination to play in the second half, I made a judgement error and played 5/6/3 and it came in 3/5/6 and there was one winner. That was quite an evening. This in itself has relieved "ALL THE STRESS".

My investment with you totals \$470, and my R.O.I. has been at least four times that.

On behalf of my family and myself we want to thank you for allowing me to become a "most satisfied" client. I also want to say thank you to your staff for being helpful when I have called and a "special" thank you to Jim "The Hat" for all his help as well.

F.S.

Dear Dr. Sartin,

Anyone not owning an audio set the '93 Vegas Seminar is doing himself a great disservice. The beginning seminar hosted by you, Glen Connolly and Marion Jones is just brilliant. The contender and pace line selection, AOV, Class, ESP, distance changes and match up are covered in clear and precise language. That tape and the interpretation of readouts with the whole panel tape are worth double the price of the whole series. I can't praise these tapes enough!

Michael King, IL

Dear Dr. Sartin,

I finally got around to using the Synergetic Match-Up program, which I received almost six months ago. My own fear of not understanding all of the read outs precluded me from using it until recently. After listening to the 1993 Spring Las Vegas Seminar audio tapes, a new sense of inspiration replaced my own fear and I dared myself to follow the leaders in racing.

I began using the Match-Up II program in conjunction with the Selector (which I've received at the October Beaumont workshop) since the beginning of the 1994 Santa Anita meeting. It weems top two MP horses on the instand PREplay screen wins about 70% of the time.

D.K., CA

Dear Doc,

...I will be forever grateful for the openness and support extended by the methodology members. I still have a long way to go, but I know I'm on the right road to getting back to the university and having pari-mutuel investments pay my tuition. Because of my work schedule, I don't get to the track as often as I would like, but I will now begin sending my Thoromation reports at the end of every cycle. I appreciate your time and attention very much Dr. Sartin.

D.C., Rockville, MD

Dr. Howard Sartin,

Thanks to you and Shane for helping me get started with the Methodology. Shane was a big help last Wednesday when I picked up the Thoromation program.

The reason for this letter so soon (as you know I started with Syn II about four weeks ago) is to let you know what my two day results have been. I had a 60% day on Thursday and five out of six yesterday and the nice thing was that the majority were real good mutuels.

I contacted Al Christophano last week and he expressed his enthusiasm for Thoromation and the fact that he does not pass many races. With his advice and Shane's instruction I was able to use Thoromation yesterday for my most consistent and highest paying day ever.

Again, thanks very much and best regards,
C.H., Arlington, TX

Doc:

Wishing that you are in good health & happiness.

In one of the Follow Up's awhile back you mentioned receiving letters from losing clients and how you would like to receive a few of the other type, from winning people.

I have had good success since the start of HOL summer '93. Tri's - Exactas - and now and then an \$8 Pick Six ticket. The Super-Tri at HOL was one of the best.

I don't want to take your time, and perhaps when this arrives you will be engrossed in another phase of your software.

I have included a sample Tri card, course, there are hundreds of ways - we still box 4 and when we don't - usually wish we had. \$24-box.

It's time again to express my gratitude and thanks to you for your kindness to me and my wife.

Sincerely, E.C., CA

Dear Doc Sartin,

... On a more serious note, I wanted to let you know that I got an awful lot out of reading Follow Up issue #43. I am now reading it through again for the third time and I still can't put a finger on the reason that this particular issue speaks to me so much. To tell you the truth, it caused me to go back and read all my manuals over again. And the strangest thing happened. Reading them again was almost like reading them for the first time. I'm astonished at everything I didn't even see the first time around and I know I read every word in them. Perhaps I was just looking for the magic back then and this time I know there isn't any...

O.D.

Dear Doc,


Enclosed are my reports for the Kentucky Derby. Since I've been a client of yours the last 3 years, I've hit 2 Derby's - LIL E TEE & GO FOR GIN. I missed SEA HERO last year. Before that SWALE was my only winner during the 80's.

Also since I've been with you I've progressed from a 40% handicapper to a now 58% and still rising (that's betting 2 horses to win which I've been doing for years and sometimes I do bet 3 horses to win). Betting 2 horses to win is one thing you didn't have to teach me. This 58% was through March of this year. Since I've had Match Up II I've gone crazy and have raised my win % to 65% and Fri & Sat at Churchill Downs I bagged 3 out of 4 races. #13.40, \$8.80, and \$20.20.

So, I think you can mark down another happy client who's making it and doing the work necessary to be successful.

Also, The Follow Up has been a great help to me. Keep up the good work.

Thank You,
R.A., Evansville, IN



THE RIGHT TWO-OOO FOR THE JOB

By Troy Panzarini

When I used to play regular competitive golf, I was constantly amazed at the number of players who would try to hit their clubs ten to twenty yards further than they were capable of just because the "pros" could do that. Their results were quite erratic. These were intelligent individuals, but they never seemed to understand that the name of the game is results--getting the lowest score.

As I became more involved in the Methodology, I was equally amazed to find out that many clients choose to avoid the 2 adjust--even when it is called for. The name of the game here is also results. In our case it is cashing tickets, high win percentage, high ROI, high \$ per hour, or whatever your measuring stick is.

When I golf, I carry the standard fourteen clubs and I use them all. When I handicap, I look at the auto adjust and the two adjust, whether it is called for or not. This has opened my eyes to many opportunities that would have not been there otherwise. Through adequate record keeping I am now aware when I have entered an inappropriate contender that sways my program to call for a 2 adjust. When my contenders are all true contenders, and the program calls for the 2 adjust, I can almost smell the money.

In the pages that follow, I have included three races from Sunday, January 9, 1994 at Santa Anita. The first race is in more detail and includes the Entropy, Thoromation, and Fractals readouts. The sixth race and ninth race just include the Fractals readouts although the Thoromation 2 adjust confirmed Fractals.

For those of you who wonder how the three winners-who paid \$40.00, \$71.40, and \$44.60 respectfully, made it through the contender selection, a number of our time tested methods would have included them. Wild Tech (\$40.00): no speed rating less than 81 in pps; last race was live tandem with solid co-favorite; great record @ track and distance. Mr. Cooperative (\$71.40): solid 79 speed rating in the mud (only race); only one horse beat his 45.2 to the second call in their last race; solid drills. Notwithstanding (\$44.60): #1 APV; #1 Class; dropping three levels off decent effort (76 speed rating with 23 variant); sharp work five days ago; in top half of field 8 out of 10 races.

I encourage you to use the power of the 2 adjust. By monitoring its results, you will know if and how well it will improve your handicapping and your results. I also encourage you to not only read the following pages, but to also run the races through your computer, as it is the most effective and enjoyable way to experience the power.

The best tool for the job is the one that takes you where you want to go. The 2 adjust-when called for-is more than ready, willing, and able.

Santa Anita Park

DAILY RACING FORM Sunday, January 9, 1994

1

6 Furlongs. (1:07.1) CLAIMING. Purse \$28,000. 4-year-olds and upward. Weights: 4-year-olds, 120 lbs. Older, 121 lbs. Non-winners of two races since October 5, allowed 3 lbs. Of a race since November 1, 5 lbs. Claiming price \$32,000 for each \$2,000 to \$28,000, 1 lb. (Maiden or races when entered for \$25,000 or less not considered.)



A Simple Word E/P

Own: Aronow & Culnan Jr & Robinson

SORENSEN D (8 1 0 0 .13)

\$32,000

Dk. b or br g. 5
Sire: Raft (Nodouble)
Dam: Eliza Blue (Icecapade)
B: Temple Lindsay (Ky)
Tr: Harte Michael G (4 1 1 0 .25)

103.1 1.90
L 116

Lifetime Record: 17 3 4 2 \$78,200
1993 11 2 3 2 \$53,600 Turf 1 0 0 0
1992 6 1 1 0 \$24,600 Wet 3 0 1 0 \$9,050
SA 6 0 2 0 \$16,200 Dist 5 3 1 1 \$51,050

11Dec93-4Hol sly 7f :22.1 :45.2 1:09.1 1:24 3f Clm 40000
13Nov93-4SA fst 6f :21.2 :44 1:08.4 1:15.1 3f Clm 40000
13Oct93-7SA fst 6f :21 :43.4 :56 1:09 3f Clm 40000
4Sep93-10Mm fst 7f :22.2 :45.1 1:10 1:22.3 3f Clm 32000
7Aug93-50Mm fm 1 0 :22 :45.2 1:09.3 1:34.3 3f Clm 62500
14May93-8GG fst 1 :22.2 :45.1 1:09.3 1:10.5 Pss th Cls H30k
18Apr93-8GG gd 6f :21.4 :44.3 :57.1 1:10.2 Alw 27000H1x
19Mar93-8GG fst 6f :22 :45 :57 1:09.4 Alw 25000H2x
20Feb93-6GG gd 6f :21.4 :44 :56.2 1:08.4 Alw 22000H1x
3Feb93-5SA fst 6f :21.3 :44.3 1:09.3 1:16.1 Alw 33000H1x
WORKOUTS: Dec 31 SA 5f fst 1:02.8 H 48/56 Dec 24 SA 5f fst 1:01.4 H 25/114 Nov 28 SA 5f fst 1:01.3 H 26/44 Oct 30 SA 5f fst 1:02.1 H 48/60 Oct 22 SA 4f fst :46.4 H 3/25

7/10

Wild Tech P

Own: Aldabagh Sam H

ATHERTON J E (12 1 0 2 .08)

\$28,000

B. g. 6
Sire: Wild Again (Icecapade)
Dam: Letcher (Dust Commander)
B: Millison Larry (Fla)
Tr: Aldabagh Sam H (4 0 1 1 .00)

67.5 1.42
L 109.5

Lifetime Record: 23 9 4 1 \$129,827
1993 12 4 1 1 \$44,777 Turf 1 0 0 0
1992 4 2 1 0 \$37,250 Wet 0 0 0 0
SA 13 6 2 1 \$91,025 Dist 7 2 1 1 \$26,965

28Dec93-1SA fst 6f :22 :44.2 :56.1 1:08.2 3f Clm 25000
18Dec93-1Hol fst 6f :22 :44.3 1:08.5 1:16 3f Clm 6-16000
Claimed from Tons Of Fun Stable Inc, Passey Blake Trainer
4Dec93-9Hol fst 6f :21.4 :44.1 :56.2 1:09.1 3f Clm 16000
13Oct93-3SA fst 6f :21.4 :44.1 1:08.4 1:15.3 3f Clm 25000
30Oct93-7Fpx fst 6f :22.1 :45.1 :57.3 1:10 3f Clm 25000
18Sep93-10Fpx fst 6f :21.9 :44.4 :57.1 1:09.4 3f Clm 25000
9July93-8Hol fst 6f :22.1 :45.1 :57.4 1:09.4 Alw 12500s
11Jun93-5Hol fst 6f :22 :44.3 1:09.1 1:15.4 Clm 20000
19May93-5Hol fst 7f :22.2 :45.2 1:09.4 1:28.4 Clm 20000
1May93-3Hol fst 1 1/4 :48.3 1:12.4 1:36.1 1:48.4 Alw 25000s
WORKOUTS: Nov 28 Hol 5f fst 1:02.2 H 22/36 Nov 15 Hol 4f fst :48.3 H 6/17 Nov 8 Hol 5f fst 1:03.1 H 30/21 Nov 2 Hol 5f fst 1:01.8 H 6/17

7/10

Super Trax E/P

Own: Craig Sidney H

PINCAY L JR (8 3 6 3 .15)

\$32,000

Dk. b or br g. 4
Sire: Naevus (Mr. Prospector)
Dam: In the Wake (Sail On-Sail On)
B: Lyster Wayne G III & Rankin J C (Ky)
Tr: Spawer Bill (8 4 3 3 .22)

107.2 1.90
L 115

Lifetime Record: 13 3 2 1 \$60,525
1993 10 3 1 1 \$55,725 Turf 0 0 0 0
1992 3 M 1 0 \$4,800 Wet 1 0 1 0 \$4,400
SA 4 1 1 0 \$2,700 Dist 3 1 1 0 \$27,700

28Nov93-8Hol fst 7f :21.4 :44.2 1:09.1 1:28.2 Clm 50000
14Nov93-7SA fst 1 :22.2 :45.4 1:09.4 1:34.3 Alw 38000H2x
20Oct93-8SA fst 6f :21.3 :44.1 :56.3 1:09.1 3f Alw 32000H1x
15Sep93-70M fst 6f :21.3 :44.1 1:08.1 1:43.3 Alw 33000H1x
22Aug93-60M fst 6f :22 :45 1:08.4 1:15.1 Clm 40000
30July93-20M fst 6f :22 :45.3 1:09.4 1:16.3 Md Sp Wl
27Jun93-4Hol fst 1 1/4 :23 :46 1:10.2 1:43.3 Md Sp Wl
2Jun93-5Hol fst 7f :21.4 :44.1 1:09.2 1:28.3 Md Sp Wl
18Apr93-2SA fst 6f :21.2 :44.3 1:09.4 1:09.2 Md Sp Wl
26Mar93-5SA my 6f :21.1 :44.1 :56.1 1:08.4 Md c-62500
Claimed from Lewis Beverly J & Robert B, Baffert Bob Trainer
WORKOUTS: Dec 29 SA 5f fst 1:00.1 H 12/52 Dec 23 SA 4f fst :48.4 H 21/44 Nov 12 SA 4f gd :48.4 H 19/53 Nov 5 SA 5f fst 1:01.9 H 40/93 Oct 14 SA 5f fst 1:00.4 H 22/42

7/10

Ballet Aly E/P

Own: Golden Eagle Farm

FLORES D R (21 0 3 2 .00)

\$32,000

Ch. g. 4
Sire: Minsky II (Northern Dancer)
Dam: Beautiful Aly (Alydar)
B: Mabae Mr & Mrs John C (Ky)
Tr: Becerra Rafael (10 1 1 2 .10)

102.4 1.36
L 115

Lifetime Record: 9 1 2 0 \$27,525
1993 6 1 1 0 \$19,975 Turf 0 0 0 0
1992 3 M 1 0 \$7,550 Wet 1 0 0 0 \$780
SA 4 1 0 0 \$16,125 Dist 6 1 2 0 \$24,350

28Nov93-8Hol fst 7f :21.4 :44.2 1:09.1 1:28.3 Clm 50000
13Nov93-3SA fst 6f :22.1 :44.4 1:09.3 1:16.3 Alw 32000H1x
14Oct93-4SA fst 6f :21.2 :44.3 :57.1 1:09.4 3f Md Sp Wl
12Sep93-50M fst 6f :21.3 :44.3 :57.1 1:10 3f Md Sp Wl
Ducked in, steadied start, wide trip
15Aug93-10M fst 6f :22 :44.4 :57.1 1:10 3f Md Sp Wl
16Jan93-6SA sly 1 1/4 :23.1 :47.3 1:13 1:48 Md Sp Wl
19Dec92-4Hol fst 6f :22.1 :45.1 :57.3 1:10.2 Md Sp Wl
17Oct92-4SA fst 6f :21.3 :44.3 :56.4 1:09.4 Md Sp Wl
6Sep92-50M fst 6f :21.4 :44.4 :57.2 1:10.2 Md Sp Wl
WORKOUTS: Jan 4 SA 4f fst :48.3 H 25/49 Dec 30 SA 5f fst 1:13.9 H 12/24 Dec 24 SA 6f fst 1:13.4 H 24/60 Dec 17 SA 5f fst 1:00.4 H 16/52 Dec 11 Hol 4f fst :51.2 H 20/20 Dec 6 Hol 3f fst :38.2 H 9/11

4/9

Continued on Following Page

SA PAGE 4 Sunday, January 9, 1994 DAILY RACING FORM

Moscow M D P

Own: McAtree, Ronald & Melodie

PEOROZA M A (38 4 5 2 .11) \$32,000

B. g. 5
Sire: Moscow Ballet (Nijinsky II)
Dam: Berta Flora (Roberto)
Br: Kem Diane C (Wash)
Tr: Bernstein David (5 1 1 20)

107.5 1.76

Lifetime Record: 29 8 5 3 \$157,500										
1993	17	4	3	1	\$82,475	Turf	2	0	0	
1992	10	3	2	1	\$68,490	Wet	1	0	1	\$8,600
SA	7	3	1	2	\$58,525	Dist	14	5	1	\$76,735

28Dec93-1SA fsl 6f .22 .442 .561 1.083 3f Clm 25000
5Dec93-6Hol fsl 6f .21 .434 .564 1.09 3f Clm 25000
24Nov93-7Hol fsl 7f .22 .441 1.091 1.212 3f Clm 30000
7Nov93-15A fsl 6f .22 .441 .563 1.09 3f Clm 25000
13Oct93-35A fsl 6f .214 .441 1.084 1.152 3f Clm 25000
18Sep93-10F pr fsl 6f .213 .444 .571 1.094 3f Clm 25000
21Aug93-50mr fsl 6f .214 .443 .563 1.084 3f Clm 40000
7Aug93-40mr fsl 6f .22 .45 1.092 1.154 3f Clm c-32000

Claimed from Clear Valley Stables, Shulman Sanford Trainer
28Jly93-40mr fsl 6f .221 .453 .574 1.093 3f Clm c-25000
Claimed from Burke Gary W & Timothy R, Mitchell Mike Trainer
17Jly93-1Hol fsl 6f .22 .443 .564 1.093 3f Clm 40000

WORKOUTS: 22Dec SA 3f st .367 H 28 Nov 16 SA 4f st .483 H 13/42 Oct 27 SA 3f st .364 B 7/16 Oct 10 SA 4f st .509 H 26/91

Alfa Blue S/P

Own: Brown G W & W C & Arlene & Barbara

STEVENS G L (58 5 12 8 .09) \$32,000

B. g. 5
Sire: Al Mameon (Bellevue II)
Dam: Rivertower-Fr (Garwhite)
Br: Moss Mr-Mrs J S (Cal)
Tr: Mitchell Mike (14 2 3 .14)

129.1 2.16

Lifetime Record: 14 2 4 3 \$78,875										
1993	5	0	1	1	\$11,875	Turf	5	0	3	\$28,450
1992	9	2	3	2	\$67,000	Wet	0	0	0	
SA	2	0	0	0	\$775	Dist	5	1	1	\$22,900

28Dec93-75A fsl 6f .212 .44 1.083 1.144 3f Clm 40000
28Nov93-1Hol fsl 7f .214 .44 1.091 1.22 3f Clm c-30000
Claimed from Moss Mr & Mrs J S, Mandella Richard Trainer
16Oct93-55A fsl 6f .21 .433 .554 1.081 3f Clm Cup Spnth 1000
12Sep93-50mr fsl 6f .221 .45 .57 1.084 3f Clm 62500
26Aug93-80mr fsl 6f .214 .443 .564 1.09 3f Alw 37000NDX
Wide trip, bumped, bobbed 3/2
7Nov92-75A fm 1 .22 .421 .454 1.084 1.344 3f Clm Ca Mile H150K
12Oct92-35A fm 1 .234 .47 1.104 1.344 Alw 36000
31Aug92-80mr fsl 6f .224 .46 1.11 1.361 @Relaunch51k
13Aug92-80mr fsl 6f .214 .443 .563 1.123 1.421 Alw 40000
28Jly92-50mr fm 1 .223 .464 1.111 1.354 @Oceanside 66k
Run in divisions

WORKOUTS: Dec 24 Hol 5f st 1:02 H 25/46 Dec 17 Hol 3f st 1:02 H 28/44 Nov 26 Hol 3f st .354 H 6/21 Nov 21 Hol 3f st 1:01 H 22/40 Nov 14 SA 3f st .36 H 3/19 Nov 8 SA 4f st .481 H 18/50

Xcaret (Mex) E/P

Own: Del Faro Gordon P

VALENZUELA P A (27 1 4 5 .04) \$32,000

B. g. 6
Sire: Ramaborn (Dewan)
Dam: Jeanne Ciboulette (Primo Ciboulette)
Br: Borquez I (Mex)
Tr: Lewis Gary (2 0 1 0 .00)

136.5 1.65

Lifetime Record: 46 8 10 6 \$142,330										
1993	10	0	2	3	\$30,170	Turf	11	2	1	\$49,200
1992	12	2	1	0	\$47,850	Wet	2	0	1	\$13,400
SA	5	0	1	2	\$18,350	Dist	6	0	1	\$14,014

28Dec93-45A fsl 6f .212 .44 1.084 1.151 3f Clm 40000
28Sep93-11F pr fsl 6f .214 .453 .58 1.094 3f Clm 30000
21Aug93-50mr fsl 6f .214 .443 .563 1.084 3f Clm 40000
24Jly93-3Hol fm 5f 1 .22 .444 .564 1.093 3f Clm 55000

Bumped intervals early
10Jly93-3Hol fm 5f 1 .214 .442 .562 1.029 Clm 50000
5Jun93-4Hol fm 5f 1 .221 .46 .582 1.044 Clm 47500
1May93-3Hol fm 5f 1 .213 .44 .559 1.029 Clm 50000
28Mar93-35A gd 6f .214 .442 .564 1.092 Clm 62500
28Feb93-45A fsl 6f .214 .442 1.09 1.159 Clm 62500
17Jan93-65A sly 6f .212 .441 1.091 1.164 Clm 70000

WORKOUTS: Jan 3 SA 4f st .483 H 18/38 Dec 18 SA 3f st .371 B 21/22 Nov 30 SA 5f gd 1:03 H 12/12 Nov 24 SA 4f st .482 H 16/40 Nov 5 SA 4f st .492 H 5/30 Oct 24 SA 5f st 1:00 H 12/40

Burn Annie S/P

Own: Randall R C

NAKATANI C S (55 4 6 10 .07) \$32,000

B. h. 3
Sire: J Burns
Dam: Anne Art (Figueroa)
Br: Claremore Oaks Ranch (Cal)
Tr: Dorfman Leonard (1 0 0 .00)

137.1 2.38

Lifetime Record: 28 13 7 2 \$334,380										
1993	6	2	1	0	\$46,350	Turf	6	2	1	\$56,750
1992	2	0	0	0		Wet	2	0	0	\$38,500
SA	10	5	2	1	\$100,000	Dist	12	5	3	\$132,750

28Dec93-5Hol fsl 6f .213 .44 1.082 1.15 Clm 62500
16May93-3Hol fsl 6f .221 .444 .564 1.084 Clm 62500
Hopped, lost irons, nearly lost rider start
28Mar93-35A gd 6f .213 .442 .564 1.092 Clm 62500
28Feb93-45A fsl 6f .214 .442 1.09 1.159 Clm 62500

Boxed in 3 1/2-5/16
14Feb93-55A fm 6f 1 .214 .434 1.072 1.134 Clm 75000
3Jan93-55A my 6f 1 .222 .452 1.101 1.163 Clm 62500
7Nov92-35A fsl 6f .212 .434 .553 1.081 3f Clm Cup Spr100K
10Oct92-75A fm 6f 1 .213 .434 1.07 1.13 3f Clm 75000
20Oct91-85H fsl 6f .221 .443 .563 1.09 3f Van Mar Fm H
24Aug91-80mr fsl 7f .224 .45 1.091 1.212 3f P O' Brn H
+103 5 1 4 3 1 2 2 2 2 1 Flores D R
+102 4 5 5 2 3 3 1 3 1 Flores D R

WORKOUTS: Jan 6 SA 4f st .487 H 14/32 Jan 1 SA 8f st 1:12 H 9/22 Dec 26 SA 6f st 1:14 H 8/26 Dec 18 SA 6f st 1:15 H 29/32 Dec 11 SA 5f st 1:00 H 9/51 Dec 4 SA 5f st 1:01 H 22/57

Baba Sauce E/P

Own: Black John

VALENZUELA F H (55 6 3 7 .11) \$30,000

B. g. 5
Sire: Sauce Boat (Key to the Mint)
Dam: Mrs Fall Charge (Barbizon)
Br: White Fox Farms (Fla)
Tr: Anderson Robert J (-)

47.6 1.00

Lifetime Record: 28 8 4 2 \$77,574										
1993	9	2	2	0	\$18,560	Turf	0	2	0	
1992	11	5	1	1	\$44,425	Wet	5	2	0	\$18,900
SA	0	0	0	0		Dist	2	2	0	\$14,700

19Dec93-3Hol fsl 6f .214 .442 1.092 1.154 3f Clm 30000
26Oct93-8EP fsl 6f .224 .461 1.11 1.174 3f Clm 30000
25Sep93-6EP fsl 6f .222 .454 1.093 1.15 3f Clm 20000
18Sep93-7EP fsl 6f .221 .452 1.101 1.171 3f Clm 25000
28Aug93-7EP fsl 6f .222 .454 1.104 1.164 3f Clm 30000
18Aug93-8EP fsl 6f .224 .454 1.104 1.164 3f Clm 30000
4Aug93-8EP fsl 6f .221 .451 1.103 1.17 3f Clm 40000
30Jun93-8EP fsl 6f .223 .464 1.112 1.18 3f Alw 13500NDY
15Jun93-8EP fsl 6f .222 .46 1.112 1.181 3f Alw 13500NDY
31Oct92-8EP my 6f .221 .463 1.124 1.194 Clm 30000

WORKOUTS: Jan 5 SA 4f st .471 H 8/44 Dec 29 SA 4f st .48 H 15/32 Dec 16 SA 4f st .483 H 22/46 Dec 11 SA 5f st 1:00 H 11/51 Dec 5 SA 6f st 1:15 H 20/27 Nov 28 SA 3f st .38 H 24/27

Buyimback S

Ow: Hubbard R D

SOLIS A (59 10 6 14 .17)

\$32,000

B. c. 4
Sire: Copelan (Tri Jet)
Dam: Paganiento (Blade)
Br: Eaton Farms Inc & Red Bull Stable (Ky)
Tr: Shulman Sanford (10 B 1 1 .00)

43.4 1.93

Lifetime Record: 10 3 2 1 \$26,244

1993	5	3	2	0	\$23,122	Turf	0	0	0	0
1992	5	M	0	1	\$3,122	Wet	0	0	0	0
SA	0	0	0	0		Dist	7	1	2	1

20Dec93-3Hol 1st 6f	:214	:44	:56	1:09	Clim 25000	+85	8	8	74	53	31	12	Solis A	LB 115 b	*2.00	89-09	Buyimback1152	Mr. C I Prospector116	Forest Joy116	Steady handling	8
5Dec93-1Hol 1st 6f	:212	:41	1:09	1:16	Clim 20000	+78	5	5	51	57	31	11	Solis A	LB 116 b	3.20	87-10	Buyimback1151	Farmer Dream119	Habitrack119	Stumbled start	5
26Nov93-1Hol 1st 6f	:224	:46	:58	1:10	Clim 25000	+75	4	6	11	10	10	22	Valenzuela P A	LB 117 b	8.10	88-09	Foolish Odyssey117	Buyimback117	Value The Venue116	Outfinished	6
5Jun93-3Rui 1st 6f	:214	:44	:57	1:10	Norgr Dby H12k	+51	1	8	57	53	45	23	Rivas C	L 115 b	1.70	88-08	Baby Let's Dance118	Buyimback1153	Show Courts120	Game finish	9
29May93-5Rui 1st 5f	:214	:44	:57	1:03	Mid Sp Wl	+67	1	3	2nd	11	13	19	Rivas C	L 120 b	*.90	95-12	Buyimback120	King Bee117	Dumas Darlin120	Easily rail	7
30Dec92-9Sun 1st 6f	:223	:49	:58	1:13	FlyTri 10k	063	2	6	53	45	44	6	Nicodemus J	120 b	25.70	80-17	Doc Wig120	Lots Of Dancing120	Show Courts120	Good effort	12
18Dec92-9Sun 1st 6f	:23	:46	:59	1:12	FlyTri 2k	059	9	7	810	77	49	4	Nicodemus J	120 b	60.70	78-19	Power Connection120	Lots Of Dancing120	Show Courts120	Mild rally	9
29Aug92-11Rui 1st 6f	:213	:44	:58	1:11	Rui Fly95k	039	3	8	54	84	74	8	Nicodemus J	120 b	2.50	85-09	Exclusivengement120	Wco Connection120	Silver Cinder119	No threat	12
20Aug92-6Rui 1st 6f	:22	:45	:58	1:12	Fut Tri	051	5	6	54	57	3	3	Nicodemus J	120	3.50	86-13	Tellum Dear119	Waco Connection120	Buyimback120	Late rally	9
2Aug92-6Rui 1st 5f	:214	:45	:53	1:06	Mid Sp Wl	018	8	10	10	10	10	19	Nicodemus J	120	3.30	78-19	Slew West120	Collided120	Waco Connection120	Broke slowly	10

WORKOUTS: Jan 4 Hol 4f 1st :47.7 H 2/29 Dec 29 Hol 4f 1st :49.2 H 3/29 Nov 25 Hol 4f 1st :47.2 H 4/28 Nov 15 Hol 5f 1st :40.1 H 3/29 Nov 3 Hol 4f 1st :47.4 H 2/15 Oct 27 Hol 6f 1st :1:02 H 12/15

8/10

Shirlee's Mamoon P

Ow: Sull Jack

ATKINSON P (21 3 0 2 .14)

\$32,000

Dk. bar br g. 4
Sire: Al Mamoon (Bellevue II)
Dam: Don's Quillo (Don B)
Br: Mr. & Mrs. Milton Bronson (Cal)
Tr: Young Howard T (1 0 0 0 .00)

113.2 1.11

Lifetime Record: 10 1 1 0 \$22,075

1993	5	0	0	0	\$4,175	Turf	0	0	0	0
1992	5	1	1	0	\$17,900	Wet	0	0	0	0
SA	7	1	0	0	\$17,275	Dist	7	1	1	0

30Dec93-5SA 1st 6f	:212	:41	:56	1:09	Clim 25000	072	5	6	86	75	53	41	Atkinson P	LB 115 f	10.40	87-15	Dale's Best115	Holiday Point116	Cheesebiscuit113	Finished well	10
9Dec93-7Hol 1st 6f	:214	:42	:56	1:09	Clim 32000	074	4	4	7	3	5	6	Gryder A T	LB 116 f	10.00	85-10	Western Scout111	Video Alert110	Megawing119	Weakened	7
13Nov93-2SA 1st 6f	:22	:44	:56	1:08	3 (3)Alw 32000N1x	068	1	5	21	32	55	5	Nakatani C S	B 115 f	18.70	83-11	Special Task118	Long Gone Jules118	Bold And Lacey118	Rail trip	7
21Feb93-4SA 9d 6f	:222	:46	1:12	1:19	Clim 40000	058	5	1	21	42	32	4	Solis A	B 115	8.90	72-18	SomethingNice115	Azul YBlnc115	Quite ByChnce115	Weakened a bit	7
7Feb93-1SA 1st 6f	:214	:45	:57	1:10	Clim 40000	038	2	6	65	64	71	7	Flores DR	B 115	6.40	68-13	Value The Venue115	Irish Heaven117	Play Pain117	Wide trip	7
30Dec92-6SA 9d 6f	:212	:42	:57	1:10	Clim c-40000	062	1	2	34	31	31	4	Delahoussaye E	B 116	2.60	78-16	Dome Mountain115	Mr. Bonos115	CannotBelgoned115	Came out 3/16	7
Claimed from Bronson Milton M, Canani Julio C Trainer Disqualified and placed 6th																					
25Nov92-3Hol 1st 6f	:221	:45	:57	1:10	Clim 40000	+75	4	2	10	11	11	21	Stevens GL	B 118	*1.60	86-13	Flying Spur116	Shirlee's Mamoon118	Coy But Tough115	Outfinished	6
7Nov92-5SA 1st 1/4	:22	:46	1:12	1:45	Ca Cp Juv 100k	040	11	5	67	44	10	13	Stevens GL	B 118	9.50	53-17	BottingPlesure118	Goldigger'sDrem118	MoscowChngs118	Wide early	14
Bumped break, wide																					
9Oct92-4SA 1st 6f	:213	:42	:56	1:10	Mid 50000	+87	6	2	21	2nd	10	11	Flores DR	B 118	3.20	86-14	Shirlee's Mamoon118	Bolger'sLed118	Phroh'sHrl118	Green, ridden out	12
12Sep92-9Dmr 1st 6f	:22	:44	1:04	1:37	Ca Md Sp Wl	060	2	6	67	41	31	5	Pedroza M A	B 118	13.10	81-12	EnlightenedEnergy118	Fleet Wizard118	Tahiti Beau118	Fractious gate	12

WORKOUTS: Jun 6 SA 5f 1st :40.2 H 10/11 Dec 28 SA 3f 1st :35.7 H 4/29 Dec 23 SA 5f 1st :59.9 H 10/28 Dec 18 SA 4f 1st :46.3 H 1/19 Dec 4 SA 5f 1st :1:00.3 H 10/27 Nov 26 SA 6f 1st :1:03.1 H 5/15

6/10

ENTROPY

#	NAME	DIST.	1ST CALL	2ND CALL	3RD CALL	FIN. CALL	1st B/L	2nd B/L	Stretch B/L	Final B/L
1	ASimp	6.8	21.2	44.8	56.5	108.5	1.75	2.25	1.58	1.58
2	WildT	6.8	22.8	44.2	56.2	108.2	5.00	4.25	4.50	3.50
3	Super	6.8	21.3	44.1	56.6	109.1	1.50	2.00	1.00	8.00
4	Mosco	6.8	22.8	44.2	56.2	108.2	2.50	8.15	8.00	8.00
5	AltaB	6.8	21.2	44.0	56.3	108.3	8.15	8.50	8.15	8.15
6	Buyim	6.8	21.4	44.4	56.7	109.2	4.50	3.58	1.58	8.00
7	Shirl	6.8	21.2	44.1	56.8	109.3	6.50	5.25	3.58	1.75
8										

Exdc Deceleration Ratio

Name	1st	2nd	3rd	Edr	Ldr	Total
Mosco	96.53	108.00	99.78	196.53	199.78	296.22
AltaB	108.00	98.36	97.22	198.36	195.58	295.58
WildT	95.91	99.64	108.00	195.55	199.64	295.55
ASimp	99.78	98.58	96.26	198.28	194.76	294.46
Super	98.93	98.58	96.55	197.58	195.12	294.05
Buyim	97.26	97.44	98.78	194.71	196.15	293.41
Shirl	98.55	98.45	95.67	197.00	194.12	292.67






ENTROPY

SORT DC/U COMPOSITE














Low is Best

Name	Ep/dv	P/dv	He/dv	Id/dv	Pm/dv	Total
Mosco	1	1	2	2	2	8
AltaB	2	6	4	4	4	20
ASimp	3	5	6	6	6	26
Super	4	4	5	5	5	23
WildT	5	2	1	1	1	10
Shirl	6	3	7	7	7	30
Buyim	7	7	3	3	3	23














Name	Probability	Odds
Mosco	.6428	8.56
AltaB	.2229	3.49
WildT	.0818	11.35
ASimp	.0299	32.44
Super	.0161	61.21
Buyim	.0067	99.00
Shirl	.0007	99.00

			1 WildT
			2 Super
			3 Mosco
			4 AltaB
			5 Buyin

EXDC DECELERATION

			1 WildT
			2 Super
			3 Mosco
			4 AltaB
			5 Buyin
EP	MP	TP	

SP DECELERATION

			1 WildT
			2 Super
			3 Mosco
			4 AltaB
			5 Buyin
EP	MP	TP	

Using the Auto adjust when the 2 adjust was called for puts WildT barely 2nd on the Thoromation screen. He is clearly third on the EXDC. While the SP puts him first, the rankings, SPNs, and Probability/Odds clearly do not favor the winner.

EXDC

	EP	PR	HE	SP	LX	FX	Muv
AltaB	1	2	4	4	4	1	8.88
Mosco	2	1	1	1	2	2	2.63
Super	3	3	5	5	5	5	1.64
Buyin	4	4	3	3	3	3	3.52
WildT	5	2	2	2	1	4	3.91






Exdc Deceleration Ratio

Name	1st	2nd	3rd	Edr	Ldr	Total
AltaB	188.88	96.73	95.46	196.73	192.19	292.19
Mosco	93.85	188.88	95.81	193.85	195.81	288.87
Super	97.85	97.15	93.81	195.88	198.96	288.82
WildT	91.81	99.28	95.84	191.89	194.32	286.13
Buyin	94.53	94.89	92.89	189.41	187.78	282.38
















Name	Probability	Odds
AltaB	.4863	1.86
Mosco	.3694	1.71
Super	.8723	12.84
WildT	.8598	15.72
Buyin	.8123	88.28

Remember, if the total energy from high to low is greater than 2.0 you may need to use the alternate adjustment.
















CAUTION
Make sure the horse is a true contender before using the alternate adjustment.

		1 WildT
		2 Super
		3 Mosco
		4 AltaB
		5 Buyin

SP DECELERATION

				1 WildT
				2 Super
				3 Mosco
				4 AltaB
				5 Buyin
EP	MP	TP		

EXDC DECELERATION

				1 WildT
				2 Super
				3 Mosco
				4 AltaB
				5 Buyin
EP	MP	TP		

EXDC

	EP	PR	HE	SP	LX	FX	Muv
AltaB	1	3	5	3	3	2	8.88
Super	2	4	4	3	4	3	8.65
Buyin	3	2	3	1	2	1	1.97
Mosco	3	1	2	2	2	5	2.85
WildT	4	2	1	2	1	4	3.63

Using the 2 adjust, WildT comes up first on the Thoromation screen, first on the SP screen and is backed up by the EXDC screen. The EXDC rankings along with SPNs and the Probability/Odds screens make the \$40.00 winner a standout.

Exdc Deceleration Ratio

Name	1st	2nd	3rd	Edr	Ldr	Total
WildT	96.86	99.89	100.00	195.95	199.89	295.95
Mosco	96.43	100.00	99.42	196.43	199.42	295.86
Buyin	98.82	98.35	99.43	196.36	197.78	295.79
Super	99.48	99.19	96.98	198.68	196.18	295.58
AltaB	100.00	98.48	97.89	198.48	195.57	295.57

Name	Probability	Odds
WildT	.2752	2.63
Mosco	.5181	8.96
Buyin	.0651	14.36
Super	.8563	16.76
AltaB	.8933	9.72

SA 01-09-1994 RACE 1 DIST 6 SURF D PURSE \$26,000 c32//4up//nw2s

PACELINE DATA ENTRY

#	NAME	L	DIST	S	1stC	2ndC	3rdC	FnlC	BL1	BL2	BLS	BLF	SR	TV	TA	MAN
1	ASimp	2	6.5	D	21.2	44.0	108.4	115.1	1.75	2.25	1.50	3.25	93	11	0	0.0
2	WildT	1	6.0	D	22.0	44.2	56.1	108.2	5.00	4.25	4.50	3.50	92	5	0	0.0
3	Super	3	6.0	D	21.3	44.1	56.3	109.1	1.50	2.00	1.00	0.00	92	13	0	0.0
4	Mosco	1	6.0	D	22.0	44.2	56.1	108.2	2.50	0.15	0.00	0.00	96	5	0	0.0
5	AltaB	1	6.5	D	21.2	44.0	108.3	114.4	0.15	0.50	0.15	1.50	98	11	0	0.0
6	Buyim	1	6.0	D	21.4	44.4	56.2	109.2	4.25	3.50	1.50	0.00	97	9	0	0.0
7	Shirl	1	6.0	D	21.2	44.1	56.3	109.3	6.50	5.25	3.50	1.75	88	15	0	0.0

8
9
10
11
12
13
14
15
16

1=Add/Edit 2=View 3=Scratch 4=Hide 5=Copy 6=Man/Adj 9=exit

SA 01-09-1994 RACE 1 DIST 6 SURF D PURSE \$26,000 c32//4up//nw2s
COMPOSITE GRAPHIC--AUTO

BASIC FORMULAE

WildT pd
\$40.00!

	94	Frl-B(E,S,W)	100
AltaB1	-----+	-----+	-----+
Moscol	-----+	-----+	-----+
ASimp2	-----+	-----+	-----+
Super3	-----+	-----+	-----+
WildT1	-----+	-----+	-----+

CHAOS FORMULAE

	94	Frl-A(1-8)	100		94	Frl-C(ALL)	100
W WildT1	-----+	-----+	-----+	Moscol	-----+	-----+	-----+
Moscol	-----+	-----+	-----+	W WildT1	-----+	-----+	-----+
Buyim1	-----+	-----+	-----+	Buyim1	-----+	-----+	-----+
Super3	-----+	-----+	-----+	AltaB1	-----+	-----+	-----+
AltaB1	-----+	-----+	-----+	Super3	-----+	-----+	-----+

Fractals backs up Thoromation's readings quite accurately. For those who prefer to use two programs together to compare readouts, Fractals has done quite well in my testing. Also notice that Wild Tech still rose to the top although a total of 7 horses were entered in Fractals.

SA 01-09-1994 RACE 6 DIST 6 SURF D PURSE \$75,000 ST//3

PACELINE DATA ENTRY

#	NAME	L	DIST	S	1stC	2ndC	3rdC	FnlC	BL1	BL2	BLS	BLF	SR	TV	TA	MAN
1	Tajo	1	6.0	D	22.1	45.1	56.4	109.4	0.15	0.50	0.00	0.00	95	9	0	0.0
2	Troya	2	6.5	D	22.1	45.0	109.3	116.1	2.50	0.00	0.00	0.20	91	14	0	0.0
3	Heave	3	7.0	D	22.2	45.2	111.0	124.1	4.00	2.50	0.00	0.75	108	13	0	0.0
4	Rambl	4	6.0	D	21.3	44.3	57.0	110.0	1.00	1.00	1.50	0.00	94	11	0	0.0
*5	Mr.Co	1	6.0	D	22.0	45.2	58.2	112.1	0.15	0.15	0.00	0.00	83	20	0	0.0
6	Subtl	1	7.0	D	22.0	44.3	108.1	121.0	7.50	6.50	4.50	2.75	100	9	0	0.0
7																

*only race for horse is muddy track line.

SA 01-09-1994 RACE 6 DIST 6 SURF D PURSE \$75,000 ST//3

COMPOSITE GRAPHIC--(AUTO)

BASIC FORMULAE

Auto Frl-B
rates winner
5th

	94	FRL-B(E,S,W)	100
Rambl4	-----+	-----+	-----+
Troya2	-----+	-----+	-----+
Tajo 1	-----+	-----+	-----+
Subtl1	-----+	-----+	-----+
W Mr.Col	-----+	-----+	-----+

CHAOS FORMULAE

94	Frl-A(1-8)	100	94	Frl-C(ALL)	100
Subtl1	-----+	-----+	Subtl1	-----+	-----+
Tajo 1	-----+	-----+	Tajo 1	-----+	-----+
Troya2	-----+	-----+	Troya2	-----+	-----+
Heave3	-----+	-----+	Rambl4	-----+	-----+
Rambl4	-----+	-----+	Heave3	-----+	-----+

SA 01-09-1994 RACE 6 DIST 6 SURF D PURSE \$75,000 ST//3

COMPOSITE GRAPHIC--(ALT-X)

BASIC FORMULAE

Alt adjust
Frl-B points
out \$71.40
winner!

	94	FRL-B(E,S,W)	100
W Mr.Col	-----+	-----+	-----+
Rambl4	-----+	-----+	-----+
Troya2	-----+	-----+	-----+
Heave3	-----+	-----+	-----+
Tajo 1	-----+	-----+	-----+

CHAOS FORMULAE

94	Frl-A(1-8)	100	94	Frl-C(ALL)	100
Subtl1	-----+	-----+	Subtl1	-----+	-----+
Tajo 1	-----+	-----+	Tajo 1	-----+	-----+
Troya2	-----+	-----+	Troya2	-----+	-----+
Heave3	-----+	-----+	Heave3	-----+	-----+
Rambl4	-----+	-----+	Rambl4	-----+	-----+

SA 01-09-1994 RACE 9 DIST 8 SURF D PURSE \$20,000 c20//4up//nw2s

PACELINE DATA ENTRY

#	NAME	L	DIST	S	1stC	2ndC	3rdC	FnlC	BL1	BL2	BLS	BLF	SR	TV	TA	MAN
1	Apach	1	8.5	D	23.2	46.4	110.3	142.2	0.00	0.00	0.00	0.00	95	8	0	0.0
2	World	2	8.0	D	23.2	46.4	110.3	135.3	0.50	2.25	3.50	5.00	90	16	0	0.0
3	Notwi	3	8.5	D	23.1	47.0	111.2	143.0	5.75	6.00	5.00	6.50	91	11	0	0.0
4	TheDr	2	8.0	D	23.3	47.2	111.2	136.4	9.25	6.75	2.00	0.00	89	20	0	0.0
5	Davus	2	8.5	D	23.0	46.1	110.4	142.4	2.00	2.00	1.25	0.20	93	15	0	0.0
6	Borde	3	8.0	D	22.2	45.2	109.3	135.3	2.50	2.00	0.50	2.25	93	12	0	0.0

SA 01-09-1994 RACE 9 DIST 8 SURF D PURSE \$20,000 c20//4up//nw2s

COMPOSITE GRAPHIC--~~AUTO~~

BASIC FORMULAE

Fractal A&C
switch Notwi
and World in
Auto.

	94	Frl-B(E,S,W)	100
Borde3	-----+		-----+
Apach1	-----+		-----+
World2	-----+		-----+
Davus2	-----+		-----+
Notwi3	-----+		-----+

CHAOS FORMULAE

	94	Frl-A(1-8)	100		94	Frl-C(ALL)	100
TheDr2	-----+		-----+	TheDr2	-----+		-----+
W Notwi3	-----+		-----+	World2	-----+		-----+
World2	-----+		-----+	W Notwi3	-----+		-----+
Apach1	-----+		-----+	Apach1	-----+		-----+
Davus2	-----+		-----+	Davus2	-----+		-----+

SA 01-09-1994 RACE 9 DIST 8 SURF D PURSE \$20,000 c20//4up//nw2s

COMPOSITE GRAPHIC--~~ALT-X~~

BASIC FORMULAE

Alt adjust
clarifies A&C
rankings leading
to \$44.60
mutuel!

	94	FRL-B(E,S,W)	100
Borde3	-----+		-----+
Davus2	-----+		-----+
Apach1	-----+		-----+
World2	-----+		-----+
Notwi3	-----+		-----+

CHAOS FORMULAE

	94	Frl-A(1-8)	100		94	Frl-C(ALL)	100
TheDr2	-----+		-----+	TheDr2	-----+		-----+
W Notwi3	-----+		-----+	W Notwi3	-----+		-----+
World2	-----+		-----+	World2	-----+		-----+
Apach1	-----+		-----+	Apach1	-----+		-----+
Davus2	-----+		-----+	Davus2	-----+		-----+

The
End

Q & A WITH THE DOC



The PROBLEM is
NOT in receiving
ANSWERS....
The PROBLEM is
IDENTIFYING your
current QUESTIONS....
Once you get the
QUESTION right,
The ANSWERS
ALWAYS COME.

Many of your questions recently have been about XTOR and downloading. Spencer did a comprehensive manual on the subject for the June 25 & 26 Beaumont Workshop. Those with any other questions should contact the "Source" directly.

Write or call Tony Rust, 3308 S.E. 89th #383, Oklahoma City, OK. 78135. Phone (after 5 p.m. Central time: (405) 794-5653. OR, Jim "The Hat" (anytime. When he's not there you'll get NO answer, so no L.D. charge) Call (918) 627-7161.

The XTOR program, necessary to access Past Performance Plus (or Bloodstock at many times the price), comes direct from O. Henry House, Inc. 1390 E. 6th street, #5, Beaumont, CA. 92223. Call (909) 845-5907 (1-3 P.M. West Coast Time, or leave message on our answering machine.

Now for some handicapping Q & A:

Q: I am a new member of PIRCO and the Sartin Methodology, and I have a few questions. I would like to do my initial computer work myself with Lotus 1-2-3. Before joining your organization, I successfully programmed everything from *Modern Pace Handicapping* and *Pace Makes The Race* into my spreadsheets.

Now however, after receiving your yellow manual, I am concerned that I can not program myself and must buy your programs. I do not mind this, however I would like to stay with my Lotus format. Is it possible to get further explanation and formulas for the Methodology so that I may program them myself? (For example, par and variant generators, EXDC, and the other more advanced concepts.) I would certainly be willing to pay something.

Dear Q:

Roughly 87% of the better handicapping computer programs on the market today are purloined from our material. Aside from the relatively simplistic formulae needed to implement the figures from PACE MAKES THE RACE, our advanced formulae is the result of consummate thought and effort and the adaptation of CHAOS Physics for application to horse race handicapping.

Tom Brohamer published SOME - not all - of the formulae of our original program in his book MODERN PACE HANDICAPPING. Subsequently, James Quinn and Andy Beyer wrote books supplying certain other Sartin program formulae. However, their adaptations were based on their own subjective warps and, fortunately for our clients, they contained some vital inaccuracies.

I support 7 families through the sale of *OUR* own programs and other ancillary written material.

Our express purpose is to make you a *WINNER*, not to provide pretty little programs that satisfy the esthetics of the user. We take *PRIDE* in offering *ONLY* original material with *NO* reliance on software like LOTUS 1-2-3 or WINDOWS that are copyrighted by others. While we can do little to dissuade the pirates dominating the handicapping field, we *DO* resent copyright infringement and would *NEVER* produce *ANYTHING* that does not *ORIGINATE* with us. It is in respect for the Windows, Lotus, et al, copyrights that we've refused to "pretty up" our own programs with their use. If integrity is old fashioned then so am I.

Our computer programs, on the other hand are *NOT* old fashioned. They are designed to be at least a decade ahead of the rest and as such are 21st Century state of the art.

My experience with persons who put our programs into programs like Lotus 1-2-3 or a Windows format, is that while they have a lot of fun playing at handicapping, they almost never *CONSISTENTLY WIN*.

Here is a copyright notice that appears, with slight language variations on both the Lotus and Microsoft programs:



Information in this document is subject to change without notice and does not represent a commitment on the part of Microsoft Corporation. The software described in this document is furnished under a license agreement or nondisclosure agreement. The software may be used or copied only in accordance with the terms of the agreement.

Next Q: I am repeatedly asked (1) Why we don't make it possible to enter races over 9.5 furlongs. We certainly could do it mathematically but mathematics do not necessarily predict winners at ALL distances. Races over 9.5 furlongs are STRATEGY races and are less subject to Pace Analysis than the distances we DO include. Take your pace lines from the shorter races and you'll most frequently get best results, it has worked for fourteen consecutive years in getting the winner of the Kentucky Derby. (2) WHY we don't project 5 furlong races to routes? Again, we can do it mathematically but in all practicality such projections produce false results.

QUESTIONS

1. Can "Thormomation" convert a Sprint to Route. If, yes, what procedure do I do?

A: Oh, my. Another client who thinks we write instructional manuals just to make the packages we send out bulkier or as pieces of paper used to wrap around our computer programs. This is an erroneous impression. While I realize it is an imposition, the Manuals were actually written to be read. Please consult pages 85-86 and beyond in your Thoromation Manual; the one we used to wrap around the computer program. Here are some short excerpts, Page 85:

MIXED DISTANCES

1. Sprinters in a Route:

Look now at the 2nd Race at Longacres (LG2). Distance 8.5 furlongs. We have included THREE qualifying sprinters with the only TWO ROUTERS who qualify.

See LONGACRES, 2nd Race (LG2) printed earlier in this manual.

- an example race:

TODAY'S DISTANCE - 8.5 f

#	NAME	DIST.	1ST CALL	2ND CALL	FIN. CALL	1st B/L	2nd B/L	Stretch B/L	Final B/L
1	GOOD	8.5	48.1	114.3	149.4	4.50	0.00	0.00	0.00
2	LITS	6.0	22.1	45.4	112.3	0.00	0.50	3.00	6.00
3	GYPS	6.0	22.1	46.2	112.4	0.10	0.10	1.50	3.25
4	CLEM	6.0	22.0	45.3	111.2	7.00	4.50	2.50	5.50
5	MAI	8.5	48.0	114.4	149.0	3.50	0.10	1.50	0.00
6	DR.s	6.0	22.1	46.0	112.3	0.00	0.00	0.00	0.00
7	Drt.	8.5	48.4	114.3	149.0	0.00	0.00	0.00	0.00

R = Route
S = Sprinter

ENERGY GENERATOR

RAW ENERGY FACTORS

Name	Total	Hidden	Fx	Med	Lex	3rd	ESP Type
DR.s	54.85	52.54	54.54	71.02	28.98	49.62	Early
Drt.	51.08	49.56	51.03	67.41	32.59	47.97	Early

RGOOD	50.53	48.78	50.45	67.41	32.59	46.88	Early
SLITS	54.51	52.04	53.84	71.49	28.51	48.23	Early
SGYPS	54.46	51.97	54.41	70.69	29.31	49.40	Early
SCLEM	54.93	53.66	54.21	70.29	29.71	50.97	E/P Presser
RMAI	50.81	49.01	51.34	66.89	33.11	48.26	E/P Presser

Now for his next two questions:

2. I had asked you on a phone conversation about the possibility of having a "scanner" available. What I vision is that you would input the following information in Thorormation - Distance - Purse Value - Claiming or Allowance - Conditions of the Race. Then scan each horses information from the DRF and it would choose the "pace line" best suited for the race. The next step would be the normal procedure that one goes through now. It seems that it would "expedite" the procedure and most important eliminate the "human error" factor. Could you please inform me of this status.
3. If there our clients in my area playing either Philadelphia Park or Penn National preferably Penn National, I would be interested to here what chart they have found to be most successful with. I am currently keeping a chart on every race that I do to determine what percentage of energy is required to WIN each type of condition of race that Penn National has. It has already provided a \$12.80 winner.

THANK YOU FOR YOUR ANSWERS IN ADVANCE.

A: As for scanners, Spencer tried for years to get one to work successfully. He now uses XTOR with Past Performance Plus. As for "Human Errors," you're far more susceptible to them when you fail to read our written material such as your manuals and the Follow Up.

A to Q #3: I have warned, til I'm blue in the face, right here in the Follow Up, to which he subscribes, that Handicapping is a *LONELY* art. When two or three are gathered together in my name - the loudest, most arrogant and dumbest one will dominate. Make your *OWN* "chart"(whatever that is). If it works, trust and depend on it. If not make a different one, call us here or "Dial a Hat." Be the master of your *OWN* destiny. And *DON'T* get over-dependent on what percentage of energy you perceive as necessary to win. Just determine what percentage in what category is either *TOO* high or *TOO* low to produce winners by *DISTANCE*, *SURFACE* and relative class.

It's a strange phenomenon: *WINNING* clients will quote to me from my own texts things I forgot ever writing. Non-Winners cannot recall having read anything I ever wrote. Thank goodness for the winners. This sort of thing can lead to an inferiority complex.

Q: This one praises our VIDEO tape series all the while expressing a wish that they had more close-ups and person to person hands-on kind of material. The questioner also says that he uses *TOTAL ENERGY* as a chief qualifier of contenders.

He also asks for more info on the Toner Median Energy differential concept. Then he states that he'll probably NEVER understand the Match Up. He concludes with telling various ways that "He does it," and speaks of the "on paper only" high mutuels that he's getting from various deviant approaches.

My Answer:

I, too, am more in favor of videos with a "hands on" Methodology approach. However, the deserved ego's of many of our teachers, as bolstered by their winning records, have reached a point where this is impossible when using them all in concert. The one advantage is you can pick and choose which "Ego" most resembles your own warp.

We are currently producing more videos that comply with your preference. They are scheduled for release in the late Summer or early Fall of 1994.

NO, High Total Energy is NOT the best indicator. Using the SR+Var, last three races, comparable distance, class & surface has proved best for those who *NEED* a semi-mechanical approach. *HOWEVER*, I'm talking ADJUSTED SR+V. You make this adjustment by correlating 3 yr. best times. If a 78 at one track is equivalent to an 80 at today's track, you equalize the SR+V to TODAY'S track. The procedure for this has been in several issues of the FU, beginning with #40. However I'll re-view it again, along with user reports on its effectiveness in FU #46.

The way Spencer picks final contenders is *NOT* as you describe it. You must have mis-read or misunderstood him. He uses DREAM RACE Projected MEDIAN energy and performs various relationships of this by each horse's own MEDIAN Energy. He wrote about it in two FU's and explained it in detail in FU 44. Since so many readers got it all wrong I've asked him to please refrain from explaining it on the phone any more until we can produce a computer program that performs his concept accurately.

The basis of his procedure will exist in all future programs. They will show the DREAM RACE Median and make it possible to utilize the feature Spencer wrote about. Quite frequently it helps get the race down to the four with the best chance of WINNING, especially in circumstances where Sustained or Late Pace horses have little chance to win. However, it throws out the PLACE horse about 76% of the time. But as Spencer says, it's designed to narrow down to four the WIN horse only. Perhaps a Counter Energy adaptation of the concept is also in order.

Time and client testing alone will prove whether or not his concept is USER valid as opposed to just being valid to him and a few others.

Any time you report BIG earnings from ANY procedure on a race you did not bet it counts for very little. If all handicappers could win with hindsight alone there would be nothing but minus pools.

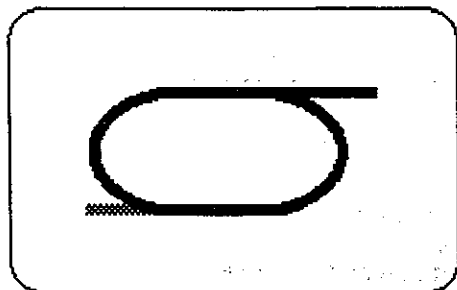
As for your using every horse in the race and going through the permutations you apply: If this works, be my guest. If *NOT* I suggest that you take some of those big mutuels you got on paper but never bet, pretend that you did and attend a Beaumont workshop or seminar and make SURE that you go away fully understanding what was said.

It is ironic you should criticize the videos because the speakers focused on the "*How I DO IT*" aspects, then write me a letter telling how *YOU DO IT*, little of which has anything to do with the essence of the Methodology. This is *NOT* a criticism of *YOU*, just an observation. Your statement that you will "Probably never understand the Match Up" is self-defeating. As such it becomes a self-fulfilling prophecy. I went through an English interpretation of the Match-Up in FU #43 that should have left *NO* doubt about how to use it.

Functioning purely as a therapist I would suggest that if you have to enter *EVERY* horse in a race and do not win, you should focus more on the Psychology of Winning articles than on the various pieces featuring mechanical procedures.

I appreciate your hanging in there and for understanding, rather than getting angry, at some of my harsh commentaries. When effective therapy calls for harsh confrontation it is designed only as a means of jolting one out of a destructive ego state into a more beneficial one, the purpose of which is to help the client to WIN!

HARSH COMMENTARY? I'm probably guilty of a lot of that. I do it to keep clients from going off half-cocked; to keep my vow to make you all *WINNERS!* Thank God for the VOX POPULI feature my daughter, Mary, inaugurated. Most of *THOSE* letter writers *ALSO* received some harsh commentary from me at one time or another. Especially Harry St. John, (the photographer at our New Orleans Seminar). He, along with several other clients, now brag about their association with us with proud declarations on letterheads. (Use Harry's to write for copies of the New Orleans group picture in full color).



Harry St John

Sartin Methodologist &
Handicapper Extraordinaire

P.O. Box 442
Malvern, Iowa 51551
712 624 8182

And, finally, helping to make it all worthwhile, this phone message:

MESSAGE		FOR: <u>HOWARD</u>
FROM: <u>DARRYLE PATENAUDE</u>	DATE: <u>4-20-94</u>	<input checked="" type="checkbox"/> Phoned you
OF: <u>San Diego, CA.</u>	TIME: _____	<input type="checkbox"/> Please call
MESSAGE: <u>FRACTALS GOT THE WINNER</u>		<input type="checkbox"/> Will call again
<u>B-1 Bomber</u>	<u>TO DAY!</u>	<input type="checkbox"/> Returned your call
<u># 27.20</u>		<input type="checkbox"/> Came to see you
PHONE () _____	EXT: _____	<input type="checkbox"/> Wants to see you
FAX () _____	BY: <u>Dea</u>	<input type="checkbox"/> URGENT

Dear Howard,

I meant to enclose this when I sent in the order for Thoromation but somehow it did not make it into the envelope. First, I wanted to tell you how much I enjoyed the seminar in Baltimore. As always it was a good group of people and a stimulating weekend. I always come away with several good ideas, new things to test, etc.

It also seems as if the seminars spur me on to better handicapping as I always seem to have an outstanding day when the group goes to the track together. This time was no exception. Perhaps it is the focused time that I give it whereas at homework and other distractions interfere. In any event I handicapped both Pimlico and Philadelphia Park and the results were as follows.

Won 8 of 10 races handicapped.

Return on Investment was 75.43%.

Average Mutuel was \$8.02.

I dutched two horses to the odds in each race except one and did so even though some of the odds were lower than I would normally accept. In one race the favorite was so low that I only wagered the 20% of the 80-20 split plus a place and show wager and that paid off very nicely. All in all it was a very pleasurable weekend. Sure wish we could work on multiple tracks here in Chicago.

I am looking forward to working with Thoromation and at some point hope to get a peek at Fractals as we are actively using them in our trading operation. Wish we could get the same ROI's. They are good but not as good as handicapping! Hmmm. Many thanks to you and all of the great folks that are a part Pircos that make it a profitable and enjoyable group to be associated with.

J.T.

... Stings like a Ph.D.

Muhammad Ali won another title yesterday, an honorary doctorate from little Mount Ida College in Newton, Mass.

"I've been called the king. I've been called the greatest. I've been called champ," Ali said in receiving his first college degree. "And now I can be called the doc."

WAY TO GO, ALI, CONGRATULATIONS, "DOC." BUT I THOUGHT YOU'D TAKEN ENOUGH PUNCHES ALREADY.



Howard G. Sartin, Ph.D

The Psychology of Winning

COMPLEXITY

The Emerging
Science
at the Edge
of Order
and Chaos

In Follow Up #39 Spencer Toner reviewed and made some commentary on a Scientific American article by Prof. W. Brian Arthur. Particularly cited were facts like the original Turbot Engine prototype worked with but one moving part while today's jet engine requires 22,000 parts; and that in 1896 Stanford University had only 12 administrators but now it has many hundreds. The ultimate implication of the article was that eventually the world, and science in particular, would return to the simplistic. Spencer concluded his commentary with an indication that successful handicapping, as viewed from our special perspective, would go full cycle and return to its original simplicity.

"A consummation devoutly to be wished," as old Will once said.

We thought Phase III was simple. We thought it was even better simplified by TOM BROHAMER'S book, Modern Pace Handicapping. Yet, a large segment of the handicapping public thought even that book was *TOO COMPLEX* for them to

understand. So, out comes our Pace Makes The Race, so simple that my 12 year old grandson, Michael Justin can understand it. My 19 year old granddaughter, Pilar, is into Chaos Physics, comprehending it with the ease we once had for Newton's falling apple. The only problem with the the intrinsic simplicity of Phase I is that it works when it works but doesn't work often enough to solve the underlying complexity of its subject matter: **SUCCESSFUL HANDICAPPING.**

This is the crux of the problem: The solution to the stochastic riddle of *WINNING* at the races is in itself highly **COMPLEX**. The simple Turbot Engine with only one moving part was a prototype and not expected to propel aircraft large enough to hold over 150 passengers, carrying them *SAFELY* for thousands of miles. The fact that Stanford University had an administrative staff of just 12 in 1896 bespeaks the fact that Stanford then only had a few hundred students and an extremely limited curriculum. Many colleges within the new university structure, including graduate schools, have been added since 1896 so that *NOW* Stanford is considered the Harvard of the west. Education itself has become considerably more complex since 1896. The standards imposed on Medical Doctors, Lawyers, Engineers and a host of other professions qualifying them to practice, are infinitely more rigorous now than even 20 years ago, much less almost a century ago. The sciences, be they of the mind, body, law or machinery, have undergone a **COMPLETE** metamorphosis since the turn of the century. Even within the last fifty years, since the first Atomic tests in New Mexico, the science of Physics has evolved with a dramatic new paradigm shift from Newtonian to Einsteinian and beyond.

A return to simplicity in *ANY* field is Reductionist. Reducing things to a few simple rules has been the paradigm of handicapping texts for over a century. For many years my researchers and I have extensively tested all the "Simple" handicapping concepts for consistently winning races and money. The formulae for these so-called **SIMPLE** answers to the great stochastic riddle remain today much as they were back in the late nineteenth century.

Meanwhile, racing itself has grown more complex. More of the lower paying, relatively easy to figure, horses are winning at major tracks. Contrariwise, **MORE** Long Priced winners that recognized experts seem to regard as **NON-figureable** are also winning. This phenomena has not yet been as significantly evident at some smaller tracks, but it's coming.

Major Metropolitan tracks attract a more "sophisticated" clientele who are served by a bevy of handicapping services and 900 numbers. So, quite naturally the easily "figured" horses pay less. This same reasoning applies to the increased number of **HIGHER** paying winners, along with place and show payoffs and the cyclic rise of **HUGE** exacta and trifecta profits we see several times each racing week. Quite "simply," if you'll pardon the expression, the vast majority of opinion makers are

NOT picking these high paying opportunities because the kinds of horses involved do *NOT* fit the procedural handicapping model "THEY," the experts, employ. It would seem that *IF* Professor Arthur made some kind of impressive point in his "Cyclic Return to Simplicity" article, it did not apply to successful handicapping. I hope this doesn't dash Spencer's hopes for some "simple" solution to making a living at the track. If he has another 145 years to experiment, perhaps *HE* will be the one to discover a new "cycle of simplicity." Meanwhile we must all learn to comprehend the essence of *COMPLEXITY*.

TOM AINSLIE did much to further the more *COMPLETE* understanding of our common problem beginning in 1968. His initial work has been updated several times, yet the only readers who actually benefited from the great wealth of information he provided were those who truly *WANTED* to win. There seems to be some statistically skewed propensity for aspiring handicappers to eschew the kind of informational material that would benefit them most. This fact also permeates the attitude of of the general public, but I think it is even *MORE* pronounced among those who call themselves "Horseplayers."

Before Ainslie both Ray Taulbot and Robert Saunders Dowst offered some enlightenment but they did so in specific areas. Ainslie is "Complete." In the post-Ainslie era there have been a lot of so-called updated books on our subject by highly credentialed authors. I won't mention my own contributions. I'll just say that *ONLY* Huey Mahl, Steve Davidowitz; Jim Quinn's "Handicapper's Condition Book" and some of his Boswellian Overviews; Bradshaw's *MATCH UP*, Tom Brohamer's *MODERN PACE HANDICAPPING* and several works by Mark Cramer have done anything more than merely kind of paraphrase Ainslie. In fact, several of the better selling volumes were sponsored by and edited by Ainslie. And yes, *I HAVE* read and re-read them all.

I leave it to history to judge the "total effectiveness" of works by Andy Beyer. His offerings are in a category unlike those mentioned above and as such they belong at the top despite the fact that the end result of Beyer's contributions to handicapping appear as numbers in the Daily Racing Form. Those numbers, however, do not reveal the wit and wisdom of Beyer as an author who has inspired a generation of devoted advocates.

Freud and Jung belong at the top in the history of Psychoanalysis, even though the psychoanalysis of Freud and Jung is now considered by most practitioners as being both archaic and arcane. To the immense credit of both Freud and Jung they were revolutionary pioneers of their time: the late 19th and early 20th century. Both men, Freud in particular, would not adapt to the psycho-social evolution of the post 1920's era of the 20th century and the existence of the United States as a society unlike that of Central Europe. The *MOST* significant contribution made by these

men, along with Alfred Adler and a few other psychoanalytic pioneers, is that they were **FIRST** to ask the *QUESTIONS* that were suppressed and obscured by the social taboos of the 19th and early 20th centuries.

By posing valid questions regarding human sexuality they were eons ahead of their time and made it possible for all of the psychiatric practitioners who followed them to find some effective answers. They contributed much to psychiatric *THEORY* and language, some of which remains valid. But the tragedy that befell the clinical practices of these pioneers is that the application by others of their techniques became increasingly inadequate to effect *CURE* as society progressed into the contemporary era.

In handicapping we have a situation in direct contrast to the basic problem faced by Freud and Jung, et al. We have known and accepted the essential handicapping *QUESTIONS* for over a hundred and fifty years. Having resolved the nature of the *QUESTIONS* we have long sought some definitive *ANSWERS*.

Other than that twist, the history of psycho-analysis, its theories and and practices, so closely parallels that of handicapping that it's almost eerie. The similarities are startling. *MOST* of the current breed of Handicapping author/experts" are like Freud. They refuse to adapt their frames of reference, language or procedural techniques to contemporary reality. I say *MOST*, because a number *HAVE* adapted. By adapted I mean that they've at least, to some degree, come to accept and use someone's creativity. Yet, the only person outside our own little group, in which we include the always pioneering Ainslie, who has truly made a foray into new terrain is Mark Cramer.

What we desperately need in the handicapping field is more *CREATIVE* people. It is noble for one to admit "shamelessly stealing," but that's proliferation not Creativity. *WHERE* have all the creative people in this field gone? *WHY* have they been replaced by crass imitators? Even some who repeatedly imitate themselves. *AND* what will fate decree for a society in which blatant stealing is so prevalent and even deemed as "Shameless?"

The fact remains that most handicapping expertise marketed today is anachronistic: Nothing more than palimpsests superimposed over ancient parchments.

In defense of Spencer Toner's enchantment of Professor Arthur's cyclic theories, Einstein and the scientists who ushered in the "Atomic Age" *DID* effect a return to certain scientific *AND* philosophical concepts found in the writings of a few noted intellectual elitists of ancient Greece and the Hindu Rishis of India. In so doing they established a new paradigm that reduced to obscurity and obsolescence the previ-

ously UNquestioned acceptance of Newtonian Physics and the doctrines of logic derived from Aristotle.

The paradigm of our new age, which did not reach full fruition until recently, is holistic. It is no coincidence that Atomic science uses the word "Fusion," for that's what has happened. Not only in Physics but in medicine, psychiatry and philosophical thought, there is no more separatism of matter or of mind and body: All things are a part of a universal whole; becoming as one with the whole by Fusion.

In our western civilization this concept did not begin with the Atomic Age, it was pioneered in Europe by Max Wertheimer, Wolfgang Koeler and Kurt Koffka and promulgated in America by Kurt Lewin. The name they applied to this concept was "Gestalt." Loosely translated from the German, it means "Whole." Its thesis is that nothing is an entity by and of itself. Its properties cannot be totally deduced from the sum of the parts. In short: The WHOLE is not the sum of its parts.

Generations of handicapping author/experts attempting to systematize a successful process for winning at the races, have based their procedures on the inaccurate assumption that the whole IS the sum of its parts. They persist in assigning numerical values for any number of variables which are added together and then averaged to get a Final Rating. This is Reductionism at its worst and despite generations of failed methods based on this kind of thinking, it still permeates most of the systematic approaches to handicapping.

While he didn't refer to it as Gestalt, the very *FIRST* person outside of our group who recognized the holistic nature of the handicapping process was Mark Cramer. In his book THOROUGHbred CYCLES, and his articles for WIN MAGAZINE, he proclaimed that the only methodological procedures of any value in today handicapping arena were those which expounded that the whole is either Greater or Less than the sum of its parts. He cited US as one of two entities whose computer programs adhered to this holistic principle.

It is no coincidence that books on CHAOS Theory, FUZZY LOGIC and now-COMPLEXITY, all have taken their place on the New York Times best seller list in rapid succession. Many book stores are back-ordered for works on these subjects. The three subjects are inter-related and as such constitute their own "gestalt." Once again CRAMER is the only author outside of our group who has delved into the arena of the new science. His new book, KINKY HANDICAPPING, is an excellent example of Fuzzy Logic applied to handicapping.

I know of two merchandisers who claim to be using aspects of Chaos in their material. But an investigation of the purveyors of these claims revealed that one merely got a free copy of my CHAOS treatise at Expo '93 and the other got some hacker to

abstract our formula for converting fractional times into "Energy." Just duplicating "numbers" derived from the creative efforts of others is not the answer. While Mark Cramer gently tries to persuade me that such imitation is the sincerest form of flattery, I'm not flattered.

When merchandisers merely *LABEL* something as being based on *CHAOS*, *FUZZY LOGIC* or *COMPLEXITY*, they cloud the real issue and tend to further confuse an easily confused handicapping public. All three of these inter-related subjects deal with bringing *ORDER OUT OF CHAOS*. As subject matter for this thesis, handicapping is ideal. Because it is stochastic it is chaotic by nature. It cries for solutions derived from *CHAOS* formula and Cramer's kind of *FUZZY LOGIC*. It is the epitome of *COMPLEXITY*.

The *KISS* - (K e e p I t S i m p l e S t u p i d) - school of handicapping is still the most appealing to horse racing fans at large. This is to our advantage. Yet, ironically *MANY* of our clients, along with potential new one's, *AND* the inevitable drop out's, merely give lip service to the demonstrable truism that *SUCCESSFUL* handicapping is *COMPLEX* and cannot be achieved through simple Reductionism. They seek an *EASY* fix. They resent my arcane terminology.

"Why can't Sartin just talk like everyone else?," they ask.

My response is:

Trying to define the
TERMS of a NEW
Language with words
from the OLD
Language
is to
Diminish the POWER
of the NEW...
A new Paradigm
requires NEW terms.
DOC.

More important than such aphorisms is the fact that I make no conscious effort to write or speak any differently than the way I have always done. I don't use a Thesaurus; though if forced to use the "Little" words some people find so enchanting, I might need one to find them.

If you don't know the meaning of certain words, why not keep a dictionary next to the place where you do your reading?" In my own choice of reading matter, I have to look up the specific definition of at least three words per chapter. There's a big red Webster's at hand on the table next to my bed.

Perhaps it is unfortunate that our society has been oriented toward verbal communication. The WORD is the thing, that's the way it is. The English language is replete with words that seem to be synonymous but are NOT specifically so. Often a less used word is more explicit than a common one. It is what Hemingway called the Mot Juste. The ideal or perfect word for the feeling or information being conveyed. With the advent of Television, we have become increasingly seduced by Audio-Visual presentation. For this reason our nationwide seminars, workshops and audio/video tapes have elicited the kind of positive response that our written works are supposed to get. We constantly receive messages filled with phrases like: "Oh, now I understand what you meant when you wrote,---" referring to some manual or an article or whatever. Shades of Marshal McCluen, "The Medium is the message," - or massage, as the case may be.

Were it only I whose words cause confusion and odd questions, I would alter my presentations to conform to the apparent reality of others and make a concerted effort to look up and use only those "Little" words that many seem to cherish. But, ironically, the words of Toner, Jones, Mayne, Connolly, Jorgenson and Bradshaw (especially Bradshaw), et al - including BROHAMER who, despite his noted gift for clarity and articulation, confused as many readers as I have through his great book, MODERN PACE HANDICAPPING.

I know because he put *OUR* address in the book. Most of the questions came from those too lazy to apply self-help; who wouldn't re-read through the material to arrive at answers *OR* who just wanted to argue some particular point.

On the bright side of this same coin, TOM AINSLIE said with all sincerity that the Sartin Clients he met in Albany, N.Y. and in New Orleans were the brightest, most intelligent group of handicappers he had ever met in almost three decades of doing seminars. Whether that speaks well of *US* or decries the abysmal mentality of the average North American horseplayer, Ainslie didn't specify. So let's just take it as a compliment from the Dean.

There is another reason for the need of a more scholarly and specific language for handicapping's new paradigm. It is best expressed in a letter I just received. The syndrome outlined in the letter is one I encounter several times a week; it comes down to this:

The individual was having overall mediocre success. Some days winning six of seven, others days going one for six or none at all. Then he visited me for a lengthy Win Therapy session. His win percent and profit margin soared to a point where he felt he could make a living solely by handicapping. One day, a few months later, he suddenly began feeling physically and mentally uncomfortable and his win and profit percentage began to fall just above the break even point. He wanted another Win Therapy session, which of course I granted. However, the problem he faces is one associated with his youth and the Puritan Work Ethic, NOT with the mechanics of handicapping.

In our culture, persons of talent and ability are supposed to "make something of themselves." This young man was well raised in the great American socio-economic tradition. What he fails to realize is, that despite his plea to the contrary, HE IS ASHAMED to be making it in a socially reprehensible field-"Playing the horses." He is, in effect, letting his parents down. Also his loving relatives and his former-school teachers who felt he had so much promise. His structured friends, seeking success in conventional fields, also regard him as a wastrel with abnormal aspirations. (although they secretly envy him).As for a sweetheart with whom a relationship could lead to marriage:What woman, or what set of parents of any woman, wants someone with the dubious ambition of being a professional "Horseplayer" for a husband or son-in-law?

It's an old story, one I've dealt with a thousand times. It is the reason that our "older" clients can achieve unlimited success with the Methodology while younger, seemingly sharper ones, don't succeed at the same level. Older persons have suffered life's disillusionments and can no longer afford to appease the hypocritical moral dictum's of their parents, et al. In many cases the parents have either passed on or are living off the bounty of "their children:"(our older clients). Once the yoke of guilt is lifted about the legitimacy of handicapping as a profession, people begin succeeding because they no longer sift our material through guilt-screened minds.

Mine has been a 20 year effort to raise the scientific, artistic *AND* the intellectual aspects of handicapping to a level where our clients will *NOT* be ashamed of what they're doing. One of the ways to achieve this goal is through a language that is more arcane, esoteric and less commonplace than the language used by those whose behavior created the social stigma against handicapping to begin with. My efforts have not been entirely in vain, as attested to by several hundred clients who are truly winning both races and money with an enviable degree of consistency. I hope I can someday say the same for the young man who wrote the letter and all others similarly afflicted.

In truth, participating in solving handicapping's ancient riddle, *DOES* require a *NEW* language. Huey Mahl said so many years ago. Odd, because Huey often fa-

vors a personalized vernacular in his own writing. My particular lexicon springs from the necessity of delineating between OLD mythical suppositions and proven realities.

All great revolutions, political, social or intellectual, have produced some terminology peculiar to the nature of the revolution itself. Our Handicapping Revolution began in 1975. The American Revolution began in earnest in 1775, exactly two hundred years earlier. Is that some kind of omen? The French Revolution started in 1789. The next important revolution was the Russian one of 1917. Three major world shattering events but all producing widely divergent social results. The initial premise of the French Revolution was aborted by the rise of Napoleon's dictatorship in 1899 and we've recently witnessed the dissolution of the Soviet experiment.

In England there were several revolutions over a period of about six centuries leading toward full democracy. America's destiny as a democratic union was threatened only once in 1861, by the War Between The States. Historically, only the British and American Revolutions were able to produce political entities that even vaguely approached fulfillment of the cause for which they were fought.

The French, after a couple of Napoleons, returned to a semblance of democracy, yet still live under laws based on the old Napoleonic Code which proclaims that one is *GUILTY* until proven innocent. Who knows what destiny awaits Russia.

History has proven that a working Democratic Union, even an imperfect one, requires a far more COMPLEX operating formula than an oligarchy. There is no reason to suspect that handicapping and nations should have dissimilar histories. The Masses, or social groupings if you prefer, have always succumbed either to dictatorial rulers who told them what to do in simple dictum's; OR to governments creating social INSTITUTIONS that subtly provided similar dictates.

The difference is that, especially in England, its Dominions-past and present, and the United States, the INDIVIDUAL at least has the RIGHT to dissent; to shape his/her own destiny.

Over the past century and a half, handicapping has, as an institution, followed an identical course. Systematic, rule bound procedures being the equivalent of oppressive dictatorships and absolute monarchies; AND a small number of self-help procedures expounding the democratic ideal. Ours belongs to the latter group. Yet, it has been my experience that most of our present clients and ALL of our former clients would prefer a Method dictated by rules, absolutes and common verbiage.

Rest in peace, Thomas Jefferson, Ben Franklin, Tom Paine. You and your revolutionary buddies came up with a SIMPLE idea, yet one replete with an abounding

degree of COMPLEXITY. No, it doesn't work all of the time. The results of *YOUR* revolution have not been perfect, just better than whatever is second best.

I received a letter from a client doctor asking me to recommend a psychotherapist versed in Win Therapy located in his state. This was my answer:

Dear Dr. -----,

Regrettably, it is virtually impossible to find an active psychotherapist who does NOT share the prevailing abstinence theory.

The exceptions are one in Australia and one at the University of Nevada, Reno, both of whom wrote glowing chapters about me and my work in expensive textbooks dealing with "pathological" gambling. Dr. Robert Anthony did likewise in his book "Betting On Yourself," but he is not a practicing therapist.

To give you some indication of the dominant psychiatric attitude, I enclose a portion of a letter from a client: (See the following).

I enclose my own treatise on the subject in the hope that it will help you with any problems you may have in this area. However, will to win and continued self-determination are better than the dubious crutch of conventional psychotherapy.

Here is an excerpt of a letter from a client who went into therapy with a renowned Psychiatrist. We'll keep his true name confidential. His past experience in therapy is nobody's business but his own.

In closing I would like to relate to you an experience I had a few years ago with the eminent psychiatrist, Dr. David Burns, author of Feeling Good. Having sought the services of Dr. Burns office, I had a few sessions with one of his associates. When his associate returned to his homeland (Ireland) I elected to see Dr. Burns himself.

During one of our sessions I mentioned that I aspired to become a successful handicapper. His immediate response, given in an almost condescending manner, was that this wasn't possible and he challenged me to name anyone who was successful. When I mentioned you and your methodology, and specifically Brohammer, and his book, Burns dismissed it with, "well if he's winning at the track why is he sharing his secrets with others?". Sensing that there was little chance in changing his opinion I elected not to pursue the issue.

Shortly thereafter I stopped seeing Dr. Burns, but his attitude has remained something of a mystery to me. How can one so prominent in one field be so closed minded to the efforts of others in a field about which he knows so little? It would give me great pleasure to be able to send Dr. Burns a copy of a years worth of successful 20 race cycles.

I anxiously await your response and thank you for your consideration.

Dear ---,

YOU are approved for Thoromation. Approval depends not on skill but on attitude and yours is a most enlightened one.

We'll miss you in Baltimore but family should always come first; something so many "horseplayers" ignore to the detriment of themselves AND their families.

Dr. Burns' attitude prevails in the psychiatric community. Only three prominent psychotherapists - other than my psychiatrist-psychologist clients - have acknowledged the potential of my Win Therapy.

I wouldn't worry about his attitude; it dominates society. Save your year's worth of 20 race cycles and spend the profits on your family and worthy charities. If you want to take a little dig at Burns, ask him why Freud, Jung, Adler et al, along with the other great medical, psychiatric, engineering and scientific researchers didn't just keep their discoveries for their own betterment.

For him to suggest that a winning handicapper should not "share" his procedural techniques with others but, instead, reap all the financial reward for himself, is an attitude typical of skeptical "Horseplayers" and an unworthy one for an eminent psychiatrist. While Burns may be a giant in his field, he shares the pathology of the most common of men. He should have come to *YOU* for therapy.

DEAR DR. I'M WRITING YOU THIS LETTER TO TRY TO EXPRESS MY OBSERVATIONS ON THE FRACTALS PROGRAM THAT I RECEIVED FOR TESTING,THE PRINTOUTS OF WHICH SAID PROGRAM I'M REMMITING WITH THIS LETTER


IT SEEMED TO STRIKE ME THAT A VERY INTERESTING FACT WAS THAT MANY TIMES THE HORSES RANKED FOURTH OR FIFTH ON THE BASIC RANKINGS,AND WERE FIRST OR SECOND ON THE CHAOS RANKING TURNED OUT TO BE THE WINNERS AND MOST OF THE TIMES AT VERY GOOD MUTUELS.OVERALL I FEEL THAT THE MOST PREDICTABLE WINNERS WERE THE TOP RANKINGS IN THE BASIC SCREEN.

I'M VERY INTERESTED IN THE RESULTS OF THE OTHER PEOPLE TESTING THE PROGRAM,I EXPECT TO SEE THEM IN THE FOLLOWUP. ABOUT ALL I CAN SAY ABOUT THIS PROGRAM IS THAT I THINK IT'S GREAT,AND CAN ONLY EXPECT IT TO GET BETTER IF YOU ARE STILL REFINING IT,I ONLY HOPE THAT I WILL BE ABLE TO AFFORD IT WHEN IT IS FINALIZED

I WANT TO THANK YOU FOR ALLOWING ME TO BE ONE OF THOSE PEOPLE GIVEN A CHANCE TO TEST THE PROGRAM.

THE MAJORITY OF THE OTHER TESTERS EXPERIENCED THE SAME PHENOMENON. THAT'S WHY WE'RE WORKING DILIGENTLY TO PRODUCE A SINGLE SUPERIOR SCREEN. WE'RE GETTING CLOSE.

"DOC"



Anatomy of a Problem Race

Guest Analyst:

SHANE SARTIN

The 7th at Hollywood Park - May 25, 1994 - 6 Furlongs

As downloaded through Past Performance Plus

via XTOR with AODDS

Qualifying potential Long Shots with our
"LONG SHOT DETECTOR"

in the new

POR/POH

program coming July, 1994

The word "ANALYST" is not quite appropriate for this race since I decided to let my computer programs do the analyzing for me.

First I used my XTOR program to download from Past Performance Plus (PP+) to our NEW (well, available in July) POR/POH program with Velocity/Energy/Chaos/formulae to detect the fastest horses and the entrants with the greatest long shot potential. I just entered all eight horses and let the program pick out the (A) top four and ties from the pace they ran against, (B) the top four and ties who ran best against that pace, and the long shot detector which sorts the top three who did best against the pace of the race they ran in regardless of how fast it was.

We've been researching long shots ever since I came to work here over three years ago and the two most important elements that seem to predict the most long shots are:

- 1) Horses that ran mediocre races against an extremely fast pace.
- 2) (The one that makes me the most money) Horses that may have run more slowly but best overcame the pace they ran against.

You can see perfect examples of these two factors in this race:

A TRE is an example of 1). It ran pretty badly against the second fastest pace of race. This horse came in 3rd and triggered a \$1,474.20 Trifecta.

But most important is the winner who, as you'll see in a few paragraphs, was the number one long shot potential entrant.

The place horse ranked in the top 3 Pace of Race, top 2 Pace of Horse, and was only fourth in LS (long shot) potential. The exacta paid: \$167.80.

Okay, now I've downloaded from PP+. You saw the entry lines which I always like to print out for closer inspection. I've downloaded into POR/POH and this is what I see:



Past Performance Plus

7th hol may 25 of h15000 16000 hon 6 FURLONGS DIRT thoroughbred open 3 year olds clai
wing CLAIMING 16000-14000 Purse \$15000 (4:00) (8)

1 BOBS BIKINI		1994										1993				1992		
		10	1	1	3	3	1	1	3	2	1	3	2	1	0	2	1	\$12330
11May94	NOL ft Clm16000	7.0	22.4	46	110.3	123.1	3-1	3-1	4-1.25	4-3.75	78	84-10	WATER,FOREY,CLYDE,Inside b	6				
27Apr94	NOL ft Clm16000	6.5	21.4	44.4	110.4	117.2	7-7.5	7-8.75	4-2.5	3-2.75	79	78-14	CAJER,NEEZF,BOBS,Wide tri	7				
9Apr94	SA ft Clm20000	7.0	22.4	45.3	110.2	123.1	8-8	8-8.5	7-8	7-12.2	70	74-10	DON I,A TRI,NATUR,No rally	9				
16Mar94	SA ft Clm25000	7.0	22.2	45.1	110	122.4	9-8.25	8-5.75	9-11	9-14	70	74-12	SAY O,SHANE,WARRI,Very wid	10				
3Mar94	SA ft sM32000	5.5	22	45.4	58.3	105.2	9-7.75	8-9.5	6-6.75	1-7.5	77	83-14	BOBS,FUJJI,COLD,Late rus	10				
19Feb94	SA ft sM32000	6.5	22	45	109.3	116.1	8-2.75	2-1.5	3-4	7-8.5	76	83-08	NY CH,HILLS,VICTO,Bail tri	9				
6Feb94	SA ft M32000	5.5	21.4	45.1	57.1	103.3	7-5.5	6-7.5	3-5	2-5.5	81	86-05	CARD,BOBS,BRITE,Winner t	11				
28Jan94	SA ft M32000	6.0	21.3	44.4	57.1	110.1	10-10	8-7	5-7	3-6.25	73	80-12	HEART,DOOBL,BOBS,Up for 3	11				
14Jan94	SA ft M32000	6.5	22	45	110.1	116.4	7-5.5	8-8.5	5-3	4-6.25	72	82-09	SPORT,AL NO,CHIEF,	8				
5Jan94	SA ft M32000	6.5	21.2	44.2	109.3	118.2	12-12	10-11	4-8.5	3-5.5	76	84-09	GRAND,MUNTE,BOBS,Wide int	12				
2 TWIN FALLS		1994										1993				1992		
		3	1	0	0	0	0	0	0	0	0	0	0	0	0	0	\$9900	
20Apr94	SA ft Clm40000	6.0	21.3	45	57.3	110	2-5	4-1.25	6-7	8-15	87	72-17	GOING,NANTS,SNOKE,Last whi	10				
18Mar94	SA ft M32000	5.5	21.2	44.4	57.2	104.1	1-2	1-4	1-2.5	1-2	83	89-10	TWIN,BREAK,SOMEL,Driving	11				
6Feb94	SA ft M32000	5.5	21.4	45.1	57.1	103.3	10-8.25	11-16	11-25	11-25.5	45	86-05	CARD,BOBS,BRITE,Rode rail	11				
3 TOOLITTLE TOOLATE		1994										1993				1992		
		4	0	0	1	0	0	0	0	0	0	0	0	0	0	0	\$7200	
19May94	NOL ft Clm25000	6.0	21.4	44.2	57	110	1-5	1-3	1-1	4-5.25	81	85-08	THE I,PREVA,AMOT,Weakened	8				
5May94	NOL ft Clm20000	6.0	21.4	44.1	56.1	108.3	1-5	1-2	1-1.5	2-2	84	85-08	SHOVD,TOOLI,THE I,Came in,	9				
8Apr94	SA ft Clm25000e	6.0	22	44.4	57	109.3	1-1	1-1.5	1-2	4-3.25	79	86-12	DASH,THE I,HIGH,Overtake	8				
13Mar94	SA ft Clm40000	6.0	21.1	44	57	110.1	2-13	2-13	2-13	7-8.5	71	77-12	TOKMI,FORUM,COLOG,Weakened	8				
15Oct93	SA ft sM32000e	6.0	21.4	44.4	57.4	110.4	6-1.5	2-1	2-13	1-13	81	83-12	TOOLI,MOUNT,BOBS,Crowded	12				
12Sep93	DNR ft sM32000	6.0	21.4	44.4	57.1	110.1	1-13	3-25	5-6.5	7-0	0	0-10	VINGE,HALLO,COLL, Eased	12				
4 TAJO		1994										1993				1992		
		8	0	1	1	0	0	0	0	0	0	0	0	0	0	0	\$9300	
19May94	NOL ft Clm25000	6.0	21.4	44.2	57	110	4-3.5	4-7	7-7	6-8.25	76	82-08	THE I,PREVA,AMOT,Inside t	8				
4May94	NOL ft Clm20000	6.0	21.4	45.3	58	111.1	3-25	1-13	2-13	2-5	78	83-08	SNOOT,TAJO,NEEZF,Game,inn	5				
23Apr94	GG wf Clm20000	6.0	22.1	45.3	58.2	111.2	6-5.25	4-2	3-3.5	3-4	75	78-18	WHITE,LEGGE,TAJO,Baced fa	8				
13Mar94	SA ft Clm40000	6.0	21.1	44	57	110.1	3-2	4-4	7-9	6-13.5	84	73-12	TOKMI,FORUM,COLOG,Gave way	8				
27Feb94	SA ft Clm50000	6.0	21.2	44.2	56.4	109.4	3-5	3-5	4-2	4-4.5	80	83-10	SNOKE,COLD,MARK,4 wide i	7				
9Jan94	SA ft sM32000	6.0	21.3	44.2	56.3	109.2	1-13	2-0	2-0	2-0	0	0-08	MR. C,SUBTL,BANBL, Lane	8				
25Nov93	NOL ft sM31000e	6.0	22.1	45.1	58.4	109.4	2-13	3-5	1-13	1-7.5	88	81-09	TAJO,HALOS,BULLA,Weared o	6				
29Jul93	DNR ft sM32000	5.5	22.1	46.2	58.4	108.1	2-5	1-5	1-3.5	1-5	78	80-18	TAJO,U DIR,CLIAN,Driving	12				
5 POCKETPULAPROMISE		1994										1993				1992		
		4	1	0	0	0	0	0	0	0	0	0	0	0	0	0	\$9900	
5May94	NOL ft Clm32000	6.0	21.4	44.1	56.1	108.3	4-3	7-8	8-14	8-23.5	59	74-08	SHOVD,TOOLI,THE I,4 wide t	9				
15Apr94	SA ft Clm40000	6.0	22.3	46.2	111.2	137.1	4-2	6-4.5	7-11	7-21.2	58	82-18	DIAMO,APUA,BAJA,Wide ist	7				
26Mar94	SA ft Clm32000e	6.5	21.1	44.1	109.3	116.1	4-8	4-4	8-8.25	9-14.7	85	76-08	THE I,NANTS,TIS C,Lugged o	9				
11Feb94	SA ft M32000	6.5	22	45.1	110.4	117.3	7-4.25	6-3.5	5-1.25	1-5	79	84-12	POCKE,BINGE,MUNTE,Best lat	11				
6 EMPEROR JARED		1994										1993				1992		
		5	0	0	0	0	0	0	0	0	0	0	0	0	0	0	\$2888	
27Apr94	NOL ft Clm16000	6.5	21.4	44.4	110.4	117.2	1-1	2-13	1-13	5-8.5	73	76-14	CAJER,NEEZF,BOBS,Weakened	7				
9Apr94	SA ft Clm20000	7.0	22.4	45.3	110.2	123.1	3-1.5	2-1	4-5.5	5-11	72	75-10	DON I,A TRI,NATUR,Checked	9				
26Mar94	SA ft Clm32000	6.5	21.1	44.1	109.3	116.1	1-2	1-2	3-1.5	7-8	75	83-08	THE I,NANTS,TIS C,Speed,tl	9				
12Feb94	GG ft Alw23000ml	6.0	21.3	44.4	57.1	110	9-4.5	9-7.5	7-7.5	6-9.5	74	79-07	KINGS,LYPRE,YOOGO,Par wide	9				
22Jan94	BM fm Crd181clFr	7.0	23	47.2	113.4	128.4	2-5	2-5	4-9.5	4-18.5	84	0-00	MAXIN,FLYIN,SUOMI, Tired	4				
26Dec93	BM ft Alw22000ml	6.0	22.1	44.3	56.3	108.4	2-1	2-1	2-4	3-7.5	86	84-17	TREK,DOOBL,EMPER,Pressed,	8				
4Dec93	BM ft M32000	6.0	22.4	45.4	58.2	111.2	4-1.5	4-2.5	4-2	1-1	75	79-18	EMPER,DENAD,WARNI,Closed g	8				
16Oct93	BM sy M32000	6.0	22.2	45.3	58.1	111.2	5-2.75	5-5	8-8	6-9	70	70-14	MARI',KINGS,SABAT,No threa	8				
7 A TREE FOR ROSES		1994										1993				1992		
		3	0	0	0	0	0	0	0	0	0	0	0	0	0	0	\$925	
5May94	NOL ft Clm32000	6.0	21.4	44.1	56.1	108.3	9-8.25	9-10	8-12	6-14.5	74	83-08	SHOVD,TOOLI,THE I,Wide tri	9				
13Feb94	SA ft Clm32000	6.5	21.4	45	110.1	118.3	1-5	2-5	7-8.25	7-13	88	76-13	COLOG,TOKI,TWICE,Used up	9				
9Jan94	SA ft Alw37000ml	6.5	21.3	44.1	108.4	115.2	3-3	5-4.25	5-11	5-14.2	72	81-08	SOUL,NOTHA,POLLO,Brief sp	8				
17Nov93	NOL fm M32000	6.0	0	46.3	111.1	136.1	4-2	5-4.5	7-11	8-20.7	58	83-14	VALIA,BITTS,ONRIV,Gave way	9				
31Oct93	SA ft M32000	6.5	22.3	46.1	111.1	149.2	3-1.5	5-2.25	5-7	5-22.7	86	84-15	WKKIV,COLLE,LET'S,Gave way	9				
8Oct93	SA ft M32000	6.0	23	46.4	112	138	2-5	6-5.5	6-5.5	7-12	70	88-20	HOT N,BEVIL,TWICE,Drifted	10				
11Sep93	DNR ft M32000	6.0	21.4	45	57.3	110.2	7-4.75	6-6.75	7-8.5	7-8	74	81-12	DAGGE,DANNY,RIVER,Balked g	11				
8 A TRIBUTE TO MAX		1994										1993				1992		
		8	0	1	2	0	0	0	0	0	0	0	0	0	0	0	\$11075	
5May94	NOL ft Clm16000	6.5	23.2	46.4	111.1	142.4	3-2	3-3	3-7	3-11.5	77	75-13	R. J.,TWO N,A TRI,Best of	8				
27Apr94	NOL ft Clm16000	6.5	21.4	44.4	110.4	117.2	6-6.5	6-7.25	5-3	4-3	79	79-14	CAJER,NEEZF,BOBS,Bail tri	7				
9Apr94	SA ft Clm20000	7.0	22.4	45.3	110.2	123.1	4-2	4-3	2-5	2-5	87	85-10	DON I,A TRI,NATUR,4 wide,t	9				
16Mar94	SA fm Alw37000ml	6.5	21.4	44	107.3	114	8-9.5	9-10	9-17	9-19.7	55	88-12	SOLAR,DEAUT,SUPER, Outrun	9				
23Feb94	SA ft sClm25000	7.0	22.2	45.1	110.3	123.3	4-1.25	5-4	7-4	6-7.25	73	77-13	TIS C,CAJER,SPARK,Weakened	7				
13Feb94	SA ft Clm32000	6.5	21.4	45	110.1	116.3	8-8.75	9-8	5-5	5-8	76	81-13	COLOG,TOKI,TWICE,Carried	9				
2Feb94	SA ft Clm25000	6.0	21.4	45	57.1	109.4	4-1	3-5	2-2	3-4.75	81	83-13	COLOG,TWICE,A TRI,Broke in	7				
17Jan94	SA ft Clm32000	6.5	21.4	45	109.3	116	9-8	6-7.25	8-8.5	8-10.2	71	82-09	LITTL,EARLY,WELCO,No threa	9				
6Jan94	SA ft Clm25000	6.5	22.1	45	110.2	117.1	5-2.25	4-4.5	4-3.5	3-4.75	74	80-12	BANNY,KITCE,A TRI,5 wide o	8				
2Dec93	NOL ft Clm26000	6.0	21.4	45	58	111.2	5-4.5	4-5	2-1	1-5	80	83-15	A TRI,ALL N,DAILY,Clear,dr	5				

The program tells me about each contender: The power of the pace it ran against, its own power and its long shot potential.. If a horse won wire to wire, it also tells me that with a W/W notation. In this particular 8 horse field only *Pocketful* was eliminated entirely. Usually the program gets it down to five, or at the most, six horses, but 3 tied for 4th (POR). Highly unusual. It seems to have an uncanny ability to include the win, place and show horses. This is great for me. I like to wager a little to get a lot. Exactas and Trifectas are the way.


HOL 05-25-1994 RACE 7 DIST 6 SURF D PURSE \$15,000
Pace of Race --- Pace of Horse

NAME	L		F 1	F 2	F 3	S C	SC/BL	POR R	POH-R R	%RTNG R
TOOLI	1	POR	60.55	58.41	51.56	59.48		170.52- (1)		
6.0 D		POH	60.55	58.41	50.74	59.48	0.00		134.58- (1)	99.47- 5
		PCT	100.00	100.00	98.41	100.03				
TWIN	2	POR	61.68	56.41	51.03	58.93		169.12- (3)		
5.5 D		POH	61.68	56.41	51.03	59.05	0.00		134.56- (2)	100.00- 4
		PCT	100.00	100.00	100.00	100.20				
BOBS	2	POR	60.55	57.39	50.61	58.93		168.56- (4)		
6.5 D		POH	59.17	57.17	51.53	58.17	8.75		133.80- (3)	104.75- (2)
		PCT	97.73	99.62	101.82	98.72				
A TRI	2	POR	60.55	57.39	50.61	58.93		168.56- (4)		
6.5 D		POH	59.36	57.26	51.27	58.31	7.25		133.79- (4)	104.72- (3)
		PCT	98.03	99.77	101.29	98.95				
TAJO	2	POR	60.55	55.46	51.56	57.89		167.58- 5		
6.0 D		POH	60.50	55.50	51.48	58.00	0.00		133.72- 5	105.07- (1)
		PCT	99.92	100.08	99.85	100.19				
EMPER	1	POR	60.55	57.39	50.61	58.93		168.56- (4)		
6.5 D		POH	60.55	57.37	49.64	58.96	0.13		133.45- 6	99.34- 6
		PCT	100.00	99.96	98.07	100.05				
A TRE	2	POR	60.55	56.90	52.22	58.67		169.66- (2)		
6.5 D		POH	60.55	56.81	50.24	58.68	0.50		133.14- 7	98.69- 7
		PCT	100.00	99.85	96.21	100.02				

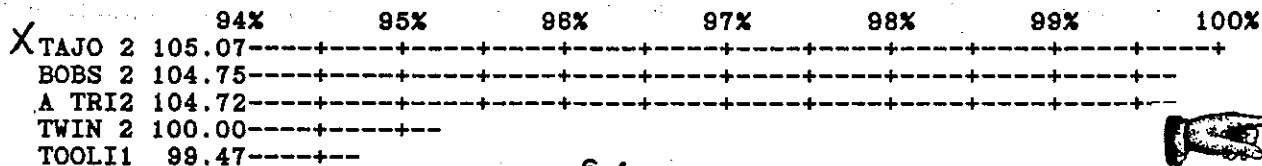
I'm a Thoromation person, myself. However, the POR/POH program does have a couple of interesting graphs and only two possible adjustments - AUTO and AUTO-S. My dad likes AUTO-S (I guess the reason is the S). We use this when there's a BIG total energy difference between the top Long Shot Potential and the top POR horse. In this case, 2.21 Auto Adjusted; but more important - 2.94 Raw (see readout #1, POH).

The AUTO-S graph: Showing the winner's FIN as 0.0 - ranked #1

Velocity Power Rating



Long Shot Potential Rating



05-25-1994 RACE 7 DIST 6 SURF D PURSE \$15,000 FU45
 VELOCITY POWER AND LONGSHOT RATINGS COMPOSITE

#	NAME	L	POB	R	POH-R	R	LS/P	R	W/W
1	BOBS	2	168.88	41	140.22	33	104.75	2	W/W
2	TWIN	2	169.00	31	133.99	33	100.90	4	W/W
3	TOOLI	1	167.00	5	137.77	33	99.47	5	
4	TAJO	2	167.55	22	136.67	33	105.07	1	
5	EMPER	1	168.00	22	137.77	33	99.34	6	
6	A TRE	2	168.00	41	136.67	33	99.34	7	
7	A TRI	2	168.56	41	136.36	4	104.72	3	

R=Rank W/W=Wire to Wire LS/P=Long Shot Potential

HOL 05-25-1994 RACE 7 DIST 6 SURF D PURSE \$15,000

PACELINE DATA ENTRY														
#	NAME	L	DIST	S	1stC	2ndC	3rdC	Fn1C	BL1	BL2	BLS	BLF	SR	TV
1	BOBS	2	6.5	D	21.4	44.4	110.4	117.2	7.50	8.75	2.50	2.75	79	14
2	TWIN	2	5.5	D	21.2	44.4	57.2	104.1	0.00	0.00	0.00	0.00	89	10
3	TOOLI	1	6.0	D	21.4	44.2	57.0	110.0	0.00	0.00	0.00	5.25	85	8
4	TAJO	2	6.0	D	21.4	45.3	58.0	111.1	0.25	0.00	0.13	0.50	83	9
5	EMPER	1	6.5	D	21.4	44.4	110.4	117.2	0.00	0.13	0.00	6.50	76	14
6	A TRE	2	6.5	D	21.4	45.0	110.1	116.3	0.00	0.50	6.25	13.00	76	13
7	A TRI	2	6.5	D	21.4	44.4	110.4	117.2	6.50	7.25	3.00	3.00	79	14

The AUTO-S graph: Showing the winner's FIN as 0.0, ranked #1

HOL 05-25-1994 RACE 7 DIST 6 SURF D PURSE \$15,000 FU45
 MATCH UP PACE--AUTO-S

P/S	S	C	FIN	R
BOBS	1	-0.91	-0.04	2
TWIN	2	-0.47	-0.48	5
TOOLI	3	-0.23	-0.71	6
TAJO	4	-0.94	-0.00	1
EMPER	5	0.00	-0.94	7
A TRE	6	-0.48	-0.46	4
A TRI	7	-0.77	-0.17	3

The AUTO graph: Showing the place horse #2 just .02 behind *Too Little*. I felt that *Twin* was dropping from 40M to where it belongs. On that basis, I liked it better than *Too Little* and made it #1 on my AUTO graph. It was the Earliest of the Early. The horse has a W/W sign meaning it went wire to wire. My dad likes attention called to wire to wire winners especially from Maiden races. He says it can be either a good sign or the kiss of death depending on today's competition.


HOL 05-25-1994 RACE 7 DIST 6 SURF D PURSE \$15,000 FU45
 MATCH UP PACE--AUTO

P/S	S	C	FIN	R
BOBS	1	-1.10	-0.11	3
TWIN	2	-0.37	-0.02	2
TOOLI	3	0.00	0.00	1
TAJO	4	-1.23	-0.24	4
EMPER	5	-0.28	-1.15	6
A TRE	6	-0.79	-0.72	5
A TRI	7	-0.97	-0.24	4

R=Rank W/W=Wire to Wire LS/P=Long Shot Potential

1=Review 2=Hide 3=Copy 4=Graphic P=Print 9=Exit to Data Entry





Check it out! No matter how I adjust, *Tajo* comes up number one on the Sustained screen. It's no wonder. Look back at the Kinetic Generator. Except for *Bob's*, the EP/Presser, they all are Early. So, at Hollywood, Belmont, or especially Del Mar and numerous other tracks around North America, we need a horse who can best sustain its Early Energy. That's *Tajo*. I can see it was kind of dumb to use *Bob's* last race. It was not typical. It won its Maiden on March 3 at 5.5 furlongs in slow time. The Paradigms are all over *Tajo* and *Twin*, so that was my Exacta. I didn't take *A Tre* seriously enough to use it in a Tri. My loss.

Exdc Deceleration Ratio

Name	1st	2nd	3rd	Edr	Ldr	Total
BOBS2	96.61	98.92	99.85	195.53	198.76	295.38
A TR2	96.91	99.07	99.33	195.97	198.40	295.31
TAJ02	98.97	96.28	100.00	195.25	196.28	295.25
TOOL1	97.87	100.00	97.18	197.87	197.18	295.05
A TR2	98.85	98.61	97.56	197.46	196.17	295.02
TWINZ	100.00	96.91	98.10	196.91	195.01	295.01
EMPE1	99.01	99.44	96.43	198.45	195.87	294.88

Here's the EXDC Deceleration graph. *Tool* has the best 2nd, but it drops off badly in the 3rd. Bad INVERTED V SIGN. *Tajo* has the 100 in 3rd. Very important in a field of Early (and/or Early Presser) horses.



#	NAME	DIST.	1ST CALL	2ND CALL	3RD CALL	FIN. CALL	1st B/L	2nd B/L	Stretch B/L	Final B/L
1	BOBS2	6.5	21.4	44.4	110.4	117.2	7.50	8.75	2.50	2.75
2	TWIN2	5.5	21.2	44.4	57.2	104.1	8.00	8.00	8.00	8.00
3	TOOL1	6.0	21.4	44.2	57.0	110.0	8.00	8.00	8.00	5.25
4	TAJ02	6.0	21.4	45.3	58.0	111.1	8.25	8.00	8.13	8.50
5	EMPE1	6.5	21.4	44.4	110.4	117.2	8.00	8.13	8.00	6.50
6	A TR2	6.5	21.4	45.0	110.1	116.3	8.50	8.50	6.25	13.00
7	A TRI2	6.5	21.4	44.4	110.4	117.2	6.50	7.25	3.00	3.00

KINETIC GENERATOR

Race: H08525 Dist = 6.0 FURLONGS Comments: F045

ENERGY FACTORS

Name	Total	Hidden	Fx	Mod	Lex	3rd	ESP Type
BOBS2	167.88	64.75	65.94	69.24	38.76	38.67	E/P Pressor
TWIN2	169.12	63.53	66.65	78.02	29.98	38.26	Early
TOOL1	169.78	64.32	65.58	78.42	29.58	38.84	Early
TAJ02	167.49	63.88	66.86	69.12	38.88	38.68	Early
EMPE1	167.56	63.86	65.76	78.25	29.75	29.57	Early
A TR2	167.59	63.93	66.85	69.98	38.18	29.92	Early
A TRI	167.88	64.64	65.89	69.48	38.68	38.51	Early

EXDC PARADIGM

Paradigm Early		Paradigm Sustained	
TWIN2	██████████	TAJ02	██████████
TAJ02	██████████	TWIN2	██████████
TOOL1	██████████	A TR2	██████████
Paradigm Pressor			
TAJ02	██████████		
TWIN2	██████████		
A TR2	██████████		

THE RESULTS:

4190—SEVENTH RACE. 6 Furlongs. Purse \$15,000. Claiming. 3-year-olds. Claiming price 16,000-14,000

Index	Horse and Jockey	WL	PP	ST	¼	½	¾	Str.	Fin.	To \$1
4153	Tajo, M Pedroza	116	4	8	4 ¹	4 ²	-	3 ²	1 ^{hd}	8.70
3761	Twin Falls, P Valenzuela	117	2	5	1 ^{hd}	1 ^{hd}	-	1 ^½	2 ⁴ / ₂	10.20
4061	A Trek For Roses, F Valenzuela	116	7	2	5 ^{hd}	5 ³	-	5 ² / ₂	3 ^{no}	5.30
4001	Emperor Jared, A Soils	116	6	3	3 ⁵	3 ⁴ / ₂	-	2 ^{hd}	4 ^½	9.00
4057	A Tribute To Max, D Flores	116	8	1	7 ⁴	7 ¹	-	6 ^½	5 ^{nk}	3.60
4092	Bobs Bikini, C McCarron	116	1	7	8	8	-	7 ^{hd}	6 ² / ₄	8.60
4061	Pocketfulapromise, P Atkinson	116	5	6	6 ¹	6 ¹ / ₂	-	8	7 ⁵ / ₂	40.30
4153	Toolittle Toolate, J Atherton	111	3	4	2 ^{hd}	2 ^{hd}	-	4 ¹	8	1.50

4—TAJO.....19.40 9.00 5.60
2—TWIN FALLS.....11.40 8.20
7—A TREK FOR ROSES.....4.80

Off: 3:56 Time: :21.3 :44.4 :57.3 1:10 4/5, Track: Cloudy Fast. Winner-b.c.3 Pirate's Bounty-Agigael Tr-Robert, N Free Own-Kramer, Nakkashian & White. Mutuel Pool \$191,367 Exacta Pool \$142,357 Triple Pool \$63,858. Quinella Pool \$21,776 Trifecta Pool \$129,299.

\$2 EXACTA (4-2) PAID \$167.80 \$3 TRIPLE (2,5/6/4) PAID \$1,274.10
\$2 QUINELLA (2-4) PAID \$83.80 \$2 TRIFECTA (4-2-7) PAID \$1,474.20

THE SARTIN METHODOLOGY



Pace of Race • Pace of Horse

POR/POH

with Velocity • Energy • Chaos Formula

POWER RATINGS

&

LONG SHOT DETECTOR

INSTRUCTION

MANUAL



WITH EXAMPLE RACES

by Dr. Howard Sartin

HOL 04-28-1994 RACE 5 DIST 6 SURF D PURSE \$12,500 test
 PACELINE DATA ENTRY

#	NAME	L	DIST	S	1stC	2ndC	3rdC	Fn1C	BL1	BL2	BLS	BLF	SR	TV
1	PANCH	3	5.5	D	22.1	45.3	58.0	104.4	1.50	1.50	0.75	0.06	87	15
2	YORE	3	6.5	D	22.0	45.1	110.0	116.2	3.50	2.00	1.50	0.50	83	15
3	HE'S	3	6.0	D	21.3	45.0	57.2	109.4	6.50	3.50	1.00	0.00	91	10
4	FIVE	3	6.5	D	22.3	46.3	112.0	118.3	1.50	2.00	0.50	0.08	73	19
5	HIGH	2	6.0	D	21.3	44.2	56.3	109.2	0.00	0.00	0.13	1.75	91	9
6	PERFE	4	7.0	D	22.3	45.0	109.4	122.3	0.13	0.13	0.00	0.00	88	13

CHAOS FORMULA AND LONGSHOT RATINGS

CHAOS Formula Rating

	94%	95%	96%	97%	98%	99%	100%	
HE'S 3	141.78	-----+	-----+	-----+	-----+	-----+	-----+	W
HIGH 2	141.60	-----+	-----+	-----+	-----+	-----+	-----+	P
PERFE 4	141.12	-----+	-----+	-----+	-----+	-----+	-----+	S
YORE 3	139.77	-----+	-----+	-----+	-----+	-----+	-----+	
PANCH 3	137.61	-----+	-----+	-----+	-----+	-----+	-----+	

Long Shot Potential Rating

	94%	95%	96%	97%	98%	99%	100%	
HE'S 3	107.98	-----+	-----+	-----+	-----+	-----+	-----+	W
YORE 3	108.50	-----+	-----+	-----+	-----+	-----+	-----+	
PERFE 4	105.98	-----+	-----+	-----+	-----+	-----+	-----+	
PANCH 3	105.08	-----+	-----+	-----+	-----+	-----+	-----+	
FIVE 3	105.03	-----+	-----+	-----+	-----+	-----+	-----+	

CHOAS FORMULA POWER AND LONGSHOT RATINGS COMPOSITE

#	NAME	L	POR	R	POH-R	R	LS/P	R	W/W
1	PANCH	3	167.43	5	141.78	5	105.08	4	
2	YORE	3	169.78	4X	141.60	4X	106.50	2X	
3	HE'S	3	170.75	2X	141.12	1X	107.96	1X	W
4	FIVE	3	164.97	6	139.77	6	105.03	5	
5	HIGH	2	171.81	1X	137.61	2X	99.82	6	
6	PERFE	4	170.00	3X	134.96	3X	105.98	3X	S

R=Rank W/W=Wire to Wire LS/P=Long Shot Potential

HOL 04-28-1994 RACE 5 DIST 6 SURF D PURSE \$12,500 test
 MATCH-UP PACE--AUTO

P/S	S	C	FIN	R
PANCH	1	-1.25	1	5
YORE	2	-1.03	2	3
HE'S	3	-0.99	3	1 W
FIVE	4	-2.24	4	6
HIGH	5	0.00	5	2 P
PERFE	6	-0.68	6	4 S

4014—FIFTH RACE. 6 Furlongs. Purse \$12,000. Claiming. 4-year-olds and up. Claiming price 12,500-10,500

Index	Horse and Jockey	Wt.	PP	ST	¼	½	¾	Str.	Fin.	To \$1
3792	He's Like The Wind, J Atherton	114	4	5	5 ^{hd}	4 ¹	-	1 ^{hd}	1 ^{nk}	11.90
	High Mesa, D Okham	117	6	1	3 ^{3/2}	2 ^{1/2}	-	2 ¹	2 ^{2 3/4}	2.90
3697	Perfect Prankster, G Stevens	119	7	2	4 ²	5 ^{hd}	-	4 ^{1 1/2}	3 ³	1.70
3747	Pancho's Cup, F Martinez	115	2	6	6 ¹⁵	6 ¹²	-	5 ^{2 1/2}	4 ¹	14.40
3792	Five Sharps, P Valenzuela	118	5	3	2 ^{hd}	1 ^{hd}	-	3 ^{1/2}	5 ⁷	4.20
	Honor Java, E Delahoussaye	117	1	7	7	7	-	7	6 ^{nk}	15.90
	Yore, K Desormeaux	117	3	4	1 ^{hd}	3 ¹	-	6 ⁸	7	4.90

Scratched — Diable Rouge, Mr. Mac T.

Claimed — Perfect Prankster-Richard Takahashi-Eddie Garcia-12,500

6—HE'S LIKE THE WIND	25.80	10.20	4.40
8—HIGH MESA	5.00	3.20	
9—PERFECT PRANKSTER	2.80		

Off: 2:58 Time: :22 :45.1 :57.2 1:09 2/5, Track: Clear & Fast. Winner-gr.g.7 Navajo-Anny Rooney Tr-William Washington Own-Goodtymes Racing Stable. Mutuel Pool \$205,968 Exacta Pool \$168,017 Triple Pool \$79,181. EZQ Pool \$15,327 Trifecta Pool \$167,712.

\$2 EXACTA (6-8) PAID \$87.80
\$3 TRIPLE (2/1/8) PAID \$313.20
\$2 TRIFECTA (6-8-9) PAID \$310.80
\$2 EZQ (6-8) PAID \$11.40
\$2 EZQ (6-9) PAID \$11.60
\$2 EZQ (8-9) PAID \$4.80

HOL 04-27-1994 RACE 5 DIST 7 SURF D 10000
PACELINE DATA

#	NAME	L	DIST	S	1stC	2ndC	3rdC	FnlC	BL1	BL2	BLS	BLF	SR	TV
1	LEPAN	3	8.0	D	23.0	47.0	112.1	138.0	16.00	11.00	6.00	4.50	75	28
2	INNOC	1	6.0	D	22.0	45.2	58.1	111.1	1.50	2.00	0.00	0.00	83	14
3	DRAGS	4	6.0	D	22.0	45.0	57.0	109.4	0.50	0.00	0.00	0.00	91	10
4	OLYMP	1	6.5	D	21.4	44.4	109.4	116.2	1.00	1.50	2.50	4.50	86	13
5	KNIGH	3	6.5	D	21.4	44.4	110.2	116.2	0.00	0.13	0.00	0.50	90	12
6	HIDN7	3	6.0	D	22.1	45.2	57.3	109.4	0.50	0.50	0.00	0.00	91	19

CHAOS FORMULA AND LONGSHOT RATINGS

CHAOS Formula Rating

	94%	95%	96%	97%	98%	99%	100%
DRAGS4	141.77	-----+	-----+	-----+	-----+	-----+	-----+
HIDN73	141.59	-----+	-----+	-----+	-----+	-----+	-----+
KNIGH3	140.22	-----+	-----+	-----+	-----+	-----+	-----+
OLYMP1	139.11	-----+	-----+	-----+	-----+	-----+	-----+
INNOC1	138.56	-----+	-----+	-----+	-----+	-----+	-----+

Long Shot Potential Rating

	94%	95%	96%	97%	98%	99%	100%
LEPAN3	107.18	-----+	-----+	-----+	-----+	-----+	-----+
DRAGS4	106.13	-----+	-----+	-----+	-----+	-----+	-----+
INNOC1	105.98	-----+	-----+	-----+	-----+	-----+	-----+
HIDN73	105.98	-----+	-----+	-----+	-----+	-----+	-----+
KNIGH3	99.95	-----+	-----+	-----+	-----+	-----+	-----+

CHOAS FORMULA POWER AND LONGSHOT RATINGS COMPOSITE

#	NAME	L	POR	R	POH-R	R	LS/P	R	W/W
1	LEPAN	3	159.71	5	141.77	6	107.18	1X	
2	INNOC	1	167.57	4	141.59	5	105.98	3	
3	DRAGS	4	170.62	1X	140.22	1X	106.13	2X	
4	OLYMP	1	170.16	3X	139.11	4X	99.55	5	
5	KNIGH	3	170.16	3X	138.56	3X	99.95	4	
6	HIDN7	3	170.45	2X	128.34	2X	105.98	3X	

MATCH UP PACE--AUTO

P/S	S	C	FIN	R
LEPAN	1	-4.49	6	6
INNOC	2	-0.65	3	3
DRAGS	3	-0.33	4	4
OLYMP	4	-0.05	5	5
KNIGH	5	0.00	6	6
HIDN7	6	-0.87	1	1

4005 FIFTH RACE, 7 furlongs, Four-year olds and up, Claiming prices \$10,000-\$9,000, Purse \$10,000.

Index	Horse and Jockey	WL	PP	ST	¼	½	Str.	Fin.	To \$1
3639	Hidden Bandit, F. Valenzuela	.117	7	5	6½	4½	32	13½	21.10
3644	Olympic Lord, F. Martinez	.117	8	1	1hd	22	21½	2½	3.20
3697	Dragster, S. Gonzalez	.112	6	3	2½	1hd	1hd	3¼	1.90
3455	Lepanto, Solis	.117	1	9	9	9	83	4nk	17.80
3685	Knight Teller, A. Castanon	.117	9	2	31	32	43	52	6.50
3595	Southern Dignity, Atkinson	.117	5	8	86	88	61½	63	5.30
3667	Dizback, Long	.117	4	6	5hd	62	5hd	7¼	11.50
---	Innocent Star, Flores	.119	3	4	42	5hd	7½	82	18.50
3684	Dancer's Kid, Pedroza	.117	2	7	77	72	9	9	10.70

Scratched—None.

7—HIDDEN BANDIT	44.20	13.20	6.60
8—OLYMPIC LORD	4.80	3.40	
6—DRAGSTER		3.40	


\$2 EXACTA (4-3) PAID \$44.00
\$3 TRIPLE (7/9/4) PAID \$2,900.10
\$2 EZQ (2-3) PAID \$7.20; (2-4) PAID \$6.40; (3-4) PAID \$7.00

HOL 05-16-1993 RACE 1 DIST 6 SURF D contest
PACELINE DATA


#	NAME	L	DIST	S	1stC	2ndC	3rdC	Fn1C	BL1	BL2	BLS	BLF	SR	TV
1	WEYB	1	6.0	D	22.0	44.4	56.4	109.2	2.00	1.50	0.10	0.00	93	10
2	RAZZ	1	6.0	D	22.2	46.0	58.3	111.1	9.00	5.00	7.00	0.00	84	9
3	BLUS	1	6.0	D	22.0	44.4	56.4	109.2	0.00	0.00	0.00	0.75	92	10
4	FOXY	2	6.5	D	22.0	45.1	110.3	117.1	0.00	0.00	0.10	0.15	83	9
5	NOICE	4	6.0	D	21.3	44.3	57.1	110.2	1.00	1.00	0.00	0.00	85	14

CHAOS FORMULA AND LONGSHOT RATINGS

CHAOS Formula Rating



Long Shot Potential Rating



CHAOS FORMULA POWER AND LONGSHOT RATINGS COMPOSITE

#	NAME	L	POR	R	POH-R	R	LS/P	R	W/W
1	WEYB	1	171.55	1X	142.72	1X	107.17	2	
2	RAZZ	1	167.24	4	141.60	5	108.28	1	W
3	BLUS	1	171.55	1X	140.75	2	99.92	5	
4	FOXY	2	168.46	3X	138.56	4	99.98	4	
5	NOICE	4	169.67	2X	138.13	3X	105.98	3	S

R=Rank W/W=Wire to Wire LS/P=Long Shot Potential *=Hidden

MATCH UP PACE--AUTO-S

P/S	S	C	FIN	R
WEYB	1	-1.01	0.34	2
RAZZ	2	-1.34	0.00	1 - W
BLUS	3	-0.84	0.51	3 - P
FOXY	4	-0.30	-1.05	4
NOICE	5	0.00	-1.34	5 - S

Hollywood Park Charts

Copyright 1993 Daily Racing Form, Inc. Reproductions Prohibited.
Hollywood Park, Inglewood, California.
All finishes confirmed by Eclipse Photography, Inc.
Wednesday, May 26 — 26th Day of a 73-Day Meeting.

7229—FIRST RACE. 6 Furlongs. Purse \$22,000. 3-year-olds. Claiming price \$25,000-22,500.

Indx	Horse and Jockey	Wt.	PP	ST	¼	½	¾	Str.	Fin.	To \$1
7105	Razz'n Jazz, C McCarron	119	4	6	7 ¹	5 ³	-	3 ¹ / ₂	13 ¹ / ₂	17.20
7160	Bushing Beau, G Stevens	114	8	1	13 ¹ / ₂	13 ¹ / ₂	-	13	21 ¹ / ₄	1.10
7092	No Ice, A Lopez	116	7	2	2 ¹	2 ¹ / ₂	-	2 ¹	3 ³	13.90
7152	Canadian Chance, Gonzalez Jr	109	5	5	8 nd	7 ⁴	-	6 ⁴	4 ¹ / ₂	43.60
7034	Foxy Reb, C Nakatani	116	8	3	4 ¹ / ₂	4 ² / ₂	-	5 ¹ / ₄	5 ¹ / ₂	2.50
7110	Wayburn, A Soff	119	1	4	3 ¹ / ₂	3 ¹ / ₄	-	4 ²	6 ⁷	5.20
---	The Garden, Hawk, M Montano	111	2	7	5 ⁴	6 ¹	-	7 ⁵	7 ⁸	34.90
7092	Bobby's Goldmine, P Valenzuela	117	3	8	8	8	-	8	8	9.20

Claimed — Foxy Reb-Gilmore & Hordell & Thompson-Dan 25,000. Bushing Beau-Sam Aldebach-Owner-22,500.

4	RAZZ'N JAZZ	38.40	9.80	4.80
8	BLUSHING BEAU	2.80	2.40	
7	NOICE			4.80


Off: 1:01 Time: 21.3:44.3:57 1:09 4/5. Track: Clear & Fast. Winner-obb.c 3 Jazzing Around-Countrass Cabrillo. Tr-Brian, A Mayberry Own-Joe Romanini. Mutual Pool \$244,756. Exacta Pool \$206,011.

2 EXACTA (4-8) PAID \$88.00

NOW AVAILABLE!

SARTIN
VIDEOS
\$89.99

INCLUDES SEMINAR MANUAL
& EXPANDED EXPO '93 ENTROPY/CHAOS MANUAL




THE SIX MOST IMPORTANT SYMPOSIUMS FROM A SARTIN SEMINAR
ON THREE 2-HOUR VIDEO CASSETTES

VIDEO #1 — PACE LINE AND CONTENDER SELECTION
UNIQUE APPLICATIONS INDIGENOUS TO THE SARTIN METHOD

VIDEO #2 — RECORD KEEPING
INSPIRATION VS INFORMATION

VIDEO #3 — ENERGY • ENTROPY • DECELERATION
READOUT INTERPRETATION

OR RECEIVE INDIVIDUAL VIDEOS AT \$29⁹⁹ EACH.
ACCOMPANYING MANUALS \$25⁰⁰ ADDITIONAL (WITH VIDEO PURCHASE ONLY)



SARTIN
AUDIOS
\$99.95

The entire Spring '93 Las Vegas Seminar
on 13 audio tapes in album with manuals.

Learn while you drive, exercise, relax!

XTOR \$95

SYSTEM REQUIREMENTS:
IBM and Compatible Computers
14.4 BAUD MODEM
(see Jim Bradshaw note below)

THE ONLY DOWNLOAD SOFTWARE
RECOMMENDED BY THE SARTIN METHODOLOGY,
HOWARD SARTIN AND JIM BRADSHAW!

PAST PERFORMANCE PLUS

DOWNLOADING SERVICE FOR UP TO 9 TRACKS

\$90 PER MONTH - *NOT per track, but for up to TEN TRACKS!*

TO ORDER XTOR:

Send check or money order to
O. HENRY HOUSE, INC.
1390 E. 6th St. #5
Beaumont, CA 92223
CA residents add 7.75% tax

BE SURE TO INCLUDE THE FOLLOWING INFORMATION:

Specify disk size, 5 1/4 or 3 1/2 • Computer: desk top, lap top or notebook • VGA or CGA monitor •
DO NOT ORDER THE DOWNLOADING SERVICE FROM O. HENRY HOUSE!

TO ORDER THE DOWNLOADING SERVICE FROM PAST PERFORMANCE PLUS, AND/OR FOR MORE INFORMATION CONTACT:

Tony Rust
Past Performance Plus
3308 S.E. 89th #383
Oklahoma City, OK 78135
405-794-5653 after 5:30 P.M. Central Time
or call Jim Bradshaw
918-627-7161 - Anytime

A NOTE FROM JIM BRADSHAW:

XTOR - The Extractor - a downloading program which electronically delivers to your computer screen the Past Performances of each horse in today's race. Easy to use, you download this data into XTOR and select the pace line. Then with one simple keystroke the line is marked, and can be automatically entered into your Sartin Methodology program: EXDC/Thoromation, KGEN, Synergetic Match Up II, Entropy II and on the soon to be released FRACTALS programs.

XTOR data is downloaded from Past Performance Plus (a low-cost and easy to use service) or Bloodstock. The data is usually available thirty-six hours in advance and all available races of every horse comes up on your screen in seconds. Access is available with personal computer and a modem. We recommend a 14.4 baud modem with Procomm Plus data communication software. Data from Past Performance Plus is available 24 hours a day.

XTOR is comes with a companion program, AODDS. AODDS picks pre-race contenders, creates a morning line and calculates APV. The XTOR will pick the automatic contenders and marks the suggested pace lines. An option is available to print the extracted data.

Of course, you may make your own selections, but both of these programs are state of the art handicapping tools and have proven to be very accurate.

No more typing - you'll be amazed at the time you save. The accuracy of your handicapping will improve and there is less chance of errors. The information is entered for you allowing you more time to analyze the races you have handicapped.

