

# The FOLLOW UP

with Howard G. Sartin, Ph.D.

EVOLUTION ISSUE 41



INDICAPPING REVOL

## ONGOING RESEARCH

In Memoriam	1
Publisher's Desk	2
Editor's Column	8
Computer Column	13
Feature Article	16
Beyer/Speed Rating Update	23
Book Review - T. Brohamer	31
Psychology of Winning	34
Odds Line Maker	39
contest Race Results	49
Q&A with Doc	55
Bruce Jorgenson	68
Problem Race	70

The FOLLOW UP is published six (6) times a year by O. Henry House, Inc. in conjunction with the Inland Empire Institute. Subscription price is \$72 per year third class mail and \$87 per year first class mail. Back issues available @ \$12.50 ea. California residents add 7.75% sales tax. If you have any problem with your subscription or have a change of address, please contact O. Henry House at the address below. All information in this publication is for informational purposes only.

## **The FOLLOW UP**

**O. HENRY HOUSE, INC.**

**1390 E. 6th Street, Ste 5**

**Beaumont, CA 92223**

**909-845-5907**

**between 1 and 3 Pacific time**

Please address all correspondence to this address. This includes submission of material for publication consideration, letters to the editor, opinions, comments - whatever.

Thank you,  
Spencer Toner  
Managing Editor

**O. HENRY HOUSE, INC.**



THE SARTIN  
METHODOLOGY


**1390 E. 6th Street #5**  
**Beaumont, CA 92223**



### **STATEMENT OF POLICY**

The Sartin Methodology is based in Psychotherapy and its goals are NOT directed toward fostering the illusions or delusions of gamblers seeking magic solutions for picking winners. We are primarily a healing arts organization dedicated to providing an alternative solution to mainstream psychiatry's prescription of total abstinence for non-winning handicappers. Our slogan is - and always has been -

**"THE CURE FOR LOSING IS WINNING"**



COPYRIGHT 1993 O. HENRY HOUSE, INC.

All right reserved. No part of this work may be reproduced or transmitted in any form or by any means, electronic or mechanical, including photocopying and recording, or by any information storage or retrieval system, except as may be expressly permitted by the 1976 Copyright At or in writing from the publisher.

Past Performance and Results charts copyrighted by Daily Racing Form, Inc.

*In Memoriam*

**RUSS DIETRICH**

1920 - 1993

What kind of man can be a critic yet keep the admiration of those he criticizes? What kind of man can yield veto power over the most renowned names in their field and earn NOT their fear but their respect? What kind of man, though he suffer for over a decade with severe illness, still champion the rights of the potential victims of the jackals in an arena plagued with fraud and chicanery?

Such a man was Russ Dietrich, editor-publisher of Phillips Racing Newsletter. He was a watchdog, a consumer guide in a field where the consumer is considered fair game for the most nefarious and insidious merchants in our society. He strove to elevate Handicapping Systems and Methods to an honorable level. He was a David fighting a Goliath with a thousand heads. Even through years of sickness he diligently applied his skills to ferreting out the pirates, the outright thieves in a business overrun by pirates and thieves. He worked long and tirelessly in behalf of all who would strive for handicapping success.

We have our own fond memories of Russ. In 1978 he called attention to the positive potential of our Methodology when Huey Mahl published portions of it as coming from an anonymous southern California doctor. Later he identified me and helped to spread my name throughout the North American handicapping community. He was a man of honor and of humor. He gave us a rating of 8-9. When asked what that meant he said "9 for those who understand it, 8 for those who don't".

Sometimes he may have been overly harsh in his criticism; sometimes overly gentle. But he was always fair. He gave PACE MAKES THE RACE the highest rating ever. Higher even than Tom Brohamer's MODERN PACE HANDICAPPING even though Brohamer's is a superior book. When asked why, he replied that it was more simple. Russ judged not on his perception but from the perspective of the consumer to whom simpler is better.

He praised one and all who were correct and honest. He condemned those who tried to take advantage of the innocent. He seldom erred. He made a promise to the consumer and he kept it. His journal stood alone it its purpose to inform and protect all those who aspired to fulfill our common dream.

His son, Alan; his wife, Edith, will carry on his work. Let us all give them our support so that his noble efforts will live on. Shakespeare gave these words to Marc Anthony and they are a most fitting epitaph of Russ Dietrich:

"Here was a Caesar. When cometh such another!"



FROM THE

# Publisher's Desk

**Doc Sartin**



I'm happy to announce a couple of additional teachers for our November 19-21 Las Vegas Seminar being held at the Sands Hotel and Race Book. Bruce Jorgenson, the ol' colonel, will fly in from evergreen Washington state and add his knowledgeable presence. Since the last Vegas conclave he has abandoned Energy for Thoromation and reports that he is enjoying even greater success. Sam Wada, the silent one, will be there to help clients make a few dollars at the race book adjoining our meeting room.

Because the COMDEX convention will take all rooms through Thursday night, we cannot book in until Friday. Thus the Beginners Session will be held Friday evening but we'll be able to go for as long as we like on Sunday. For those flying in who want to arrive BEFORE Friday, we have found that YOUR TRAVEL AGENT can often find you rooms in the less famous hostels. So if you want to arrive early work through your agent. This also applies to those who try to get into the Sands after their arbitrary deadline.

This seminar will have a unique format. (see the flier we mailed you. If you didn't get one, call the office). Instead of spending Saturday night and/or Sunday morning handicapping any given race card, our staff of teachers will help you with races selected by YOU throughout the meeting. Since we'll have our big room all Sunday afternoon, Tom Brohamer, Bradshaw, Wada, Jorgenson, Palermo, myself, et al, will be in and out of the room to help one and all with races YOU select.

All this may be less than necessary because of the Seminar's unique format. The staff will take you through races from the time they open the form until they make their wager. No step will be left out and each of YOU will be able to interrupt at any time with questions from the floor addressed through a Toner held microphone. Tom Brohamer will enumerate some very impressive qualification guidelines I watched him use at Saratoga in August. They were most revealing and he's never quite given out this simple exercise before.

"The Hat" Bradshaw will take us through the COMPLETE step by step Match Up procedure as HE's never done before. Bruce-The-Colonel-Jorgenson, Marion Jones and Vic Palermo will each enumerate, via example races, how they find contenders and pace lines, interpret the subsequent readouts and make their wagers. I will focus on my more structured client oriented approach to the same issues.

We will dedicate ourselves to making this seminar as "Rule Guided" as possible for a stochastic pursuit. This is what so many clients say they want. We'll take you in that direction as far as we can without it becoming a con job. Because anyone who says they can teach true handicapping success completely by rules IS conning you.

It is designed as a marathon two and a half days so come prepared to work hard and to WIN!

-----0-----

### OKLAHOMA SEMINAR PAYOFF.

---

On Friday, October 8, the week following our Oklahoma Seminar TWO Thoromation users hit the Remington Park Pick six. It only paid a paltry \$4,500, Still, not a bad day's work even for my resident southwest physician, Dr. William Stout, one of the winners. The other client winner asked that we not mention his name because whenever he make a big score all his friends want to borrow money.

-----0-----

### PAGE COUNTERS

---

Several clients who subscribe also to various other newsletters, and it's a growing list, tell me that these OTHER publications at 24 pages per issue charge about 50% more per page than the FOLLOW UP. They ask how and why we are so much less. The answer is in three parts.

- 1: We do not depend on the FU as a primary income source.
- 2: It is an adjunct of our promise to keep clients constantly informed and updated.
- 3: I'm a stupid business man.

**SPEAKING OF NEWSLETTERS:** The only one on the market OTHER than the FU that I find worth anything is The Cramer-Olmsted Report. It is quite eclectic and has no axe to grind for any particular method. It's editor publishers are Bill Olmsted and Mark Cramer. You'll remember that BILL published the BEST & WORST, a kind of guide to Systems, Methods and Handicapping programs, books, etc. We came out very well in that opus beating out Ragozin by an eyelash for number ONE. I hope he never holds another such continent-wide contest because now we have nowhere to go except down.

Over the years Bill has become quite open minded even though faintly mainstream in his focus on final times, pars, trainers, et al. However the C&O report was the first to state "Sartin thinks that ANYTHING outside his own Method is Mainstream." So you see, they play no favorites. Olmsted's possible warps are perfectly balanced by co- editor MARK CRAMER whose was Mr. Contrarian long before I arrived on the scene. The Report pulls no punches. It tells it like it is, even though in more gentle terms than mine. It has a feature called "Ask Dr. Fraud," written by Cramer in much the same vein as his hilarious but insightful novel, PLEASE HOLD ALL TICKETS. I'm told that CRAMER is about to release a new book called KINKY HANDICAPPING. Will it be pornographic? Whatever it is, you can bet I'LL buy a copy. If you'd like a free sample copy of the C&O report, as well as a catalogue of all the material they offer, write:

TBS, P.O. Box 6283, Annapolis, MD. 21401.

-----0-----

You'll see a couple of notices in this issue. One announcing our New Video Tapes and audio tape sessions, which include two giant written manuals: the 1993 Las Vegas Seminar Workbooks and the Entropy Chaos manual expanded from the one I did for Expo '93.

The other has to do with back issues of the Follow Up. We are sadly discontinuing all back issues through #27 because, quite frankly, some of the material from back then is dated or represents erroneous statements made by a previous editor. All issues beginning with 28 are filled with current and viable information.

We're preparing a series called the BEST OF FOLLOW UP. These will be anthologies containing all the pertinent material contained in the FU since issue #1. The articles will be edited and updated so that they are current with today's realities. They'll be issued by two year periods each: 87-88, 89-90, 91-92, etc. It will be quite a while before the first one is ready, however, so take advantage of the "While-They-Last-back issues price break for now.

-----0-----

SOUTHERN CALIFORNIA BONANZA

---

Santa Anita has taken an unprecedented step in helping its attendee fans to become better handicappers. The Oak Tree meet is featuring regular Saturday and Sunday ALL DAY handicapping sessions from morning until the last race. TOM BROHAMER is leading a trio of renowned author-experts in guiding fans through the weekend cards. We congratulate Santa Anita in taking this bold step and for choosing BROHAMER as one of its experts. Moreover they're actually shelling out a fee for the service. Don't give out too many longshots, TOM.

-----0-----

Dick Fritts, of Spokane, Washington, is one of those unsung heroes of the Sartin Methodology. His home track is Playfair in Spokane. He dabbles a bit at Yakima Meadows and some simulcast racing from around the country. His principle track's a so-called "Bull Ring:featuring low class horses. Whenever I hear someone, especially mainstream experts, proclaim that they never "fool" with low class races or tracks of less than a mile, I think of Dick and I want to laugh in their expert faces. On the following page in his own handwriting, are Dick's last two THOROMATION REPORT SUMMARIES from 420 races.

Averaging the TWO reports, Dick wins 57+% of all races with an average mutuel of \$12.30. How many of you stuck with having to handicap the so-called "CLASS" tracks like Santa Anita, Hollywood, Belmont or Aqueduct, et al, would give a bunch to enjoy such an average mutuel?

Dick Mathie, wagering at West Virginia tracks, Charlestown and Mountaineer Park, has a similar record. He paid off a \$30,00 home loan in less than one year with his winnings. Those who eschew Fairmount Park and other such tracks, or the California Fair Circuit should also take note. Moral: Don't be a snob. This kind of advice is especially directed at those Longacres Turf Club members who went to pieces when they were forced to Yakima Meadows or Playfair. It was your snobbery that beat you. Not your handicapping skills or the tracks. And, you can now legally open an account at Exhibition Park in Vancouver, B.C. That's one of the easier track in North America and it DOES have a lot of snob appeal. Try it next season.

Hi Folks: Thomason Report from Dick Fritz

My report for August:

RACES	Win %	Avg Mutual
13 20	65%	9.60
12 20	60%	11.40
12 20	60%	13.20
10 20	56%	18.35
11 20	55%	10.20
11 20	55%	12.80
12 20	60%	9.60
9 20	45%	14.35
10 20	50%	13.20
12 20	60%	11.60

Ave. WIN % = 56%  
Ave. Mutual = \$12.50

ROI = 175

That's 65% higher than Dick Mitchell says is "Professional" Level.

Dick Fritz

My report for September:

RACES	Win %	Avg Mutual
12 20	60%	9.60
10 20	50%	19.20
13 20	65%	10.35
12 20	60%	11.85
12 20	60%	10.75
11 20	55%	13.55
13 20	65%	12.40
12 20	60%	11.85
10 20	50%	13.20
12 20	60%	8.65
11 20	55%	11.80
	58.18%	\$12.12

Thanks again

Dick Fritz




Shades of a Revival Meeting. A favorite ploy of Televangelists is to have someone throw away their canes or crutches and cry, "I'm healed, I'm healed!" A similar experience came from Sunday's session at the October Beaumont workshop. One client who walked in using a cane, left it next to his chair when he left. We're holding it at the office in case he ever needs it again.

COMING IN DECEMBER, FOLLOW UP #42. Featuring a resume of DAVID BARRIOS' truly sensational presentation at the October Beaumont Workshop. Yes, you can make \$8,000 a month handicapping with your PRESENT win percentage as long as it represents even a minimal positive proficiency. Stay tuned!

CLEARING UP THE PROBLEM: The NEW Racing Form ROUTE entry line format, through 8.5 furlongs shows 4 TIME ENTRIES and FOUR beaten length entries. The FIRST beaten length figure IS NOT for the quarter mile. It is for the Half Mile. Our program entries accurately reflect this. We enter the times as SEEN in the new format. 1/4 - 1/2 - 3/4 - Finish. Enter the beaten lengths in the same sequence offered by the Form. These lengths are then APPLIED to the 1/2 - 3/4 -(Str). - Finish, just the way they were always applied. When the actual stretch is 1/8th of a mile from the finish, Str. beaten lengths and times match. This happens at 6f, 7f and 9f only. ALL of our NEW program updates will allow you to use the NEW entry screen without mistake but will INTERNALLY place the beaten lengths where they BELONG! So, You will view entry TIMES as they appear in the form but BEATEN LENGTHS as the Racing Form actually distributes them.

We have the tenacious, unbending efforts of ZACK SODERBERG to thank for ending any dispute about this subject; and, BRADSHAW'S prescience in consulting with the New Jersey headquarters of the DRF for his correct algorithms in all advanced programs beginning with SELECTOR.



**FROM THE**  
**Editor's**  
**Desk**



Client calls recently, indicate serious intentions. What a pleasure it is to feel that a service is rendered. Usually the questions are very specific and a real problem exists. I appreciate that the questions are so well thought out and are not questions that can be answered by the caller's resources.

-----0-----

This is the beginning issue after one year as editor and it's still quite enjoyable. Thanks.

My time has been other than my own, because of the research I've been conducting to find a mechanical approach to handicapping. No complaints, I love the challenge of the pursuit. Recently I heard the comment that all research is ongoing research, as though it never ends. This is probably true, however, shifting the pursuit to the track is where I want to perform this goal. I do envy those who are at the track regularly.

-----0-----

There are those of us who have no way to easily get to a track or parmutuel site. I hear the frustrations in the calls from clients due to health, distance and the many reasons that prevent us from betting. I've been exploring the alternatives so that we can bet from any location. This has been more than an idle curiosity.

Most of the telephone betting that is done, has the considerable danger that it is other than legal. Who needs trouble when trouble can be prevented. We could always move to an area that does offer a legal alternative. New York, Pennsylvania, Connecticut, Kentucky, Nevada British Columbia and Alberta are the areas that I've heard have safety for exposing our funds. Some outfits have advertised that they'll take your money by phone in places (like the Caribbean) that might make having them give the money and the profits back less than a sure thing.

It's been my understanding in the 1930's federal legislation was passed to make it illegal for betting across state borders. The popular name for this is the "federal wire act". This implies bets transmitted by wire, telephone or telegraph are not O.K.

I've made calls to find out what's really going on. The tracks in the U.S. say, "sure, start a telephone account." Not wanting to be a test case I don't have a telephone account and don't know if they are enforcing this law. A rumor that the law was not being enforced, is asking for trouble, in my opinion.

There may be a solution. In Canada, specifically Exposition Park in British Columbia and Alberta's Stampede Park do have telephone betting accounts. It's my understanding that betting across international borders is very legal for the U. S. citizen.

Woodbine and Fort Erie do not have telephone betting accounts. I called, and that was the answer.

Exposition Park in British Columbia and Stampede in Alberta were very courteous to me when I inquired. I received information by mail from Exposition Park and a fax application from Stampede.

Electronic data service is available for Exposition Park, so we can download the past performances via modems to our computers. This type of service has the past performance data available 36 hours before the first post.

Also there are hand held fm receivers that can give results. I recently had access to one of these units and found it less than I hoped for. Not all of the results were up to date and scratches didn't come through at all. The major tracks in the U.S. did have excellent information , but not as fast as a free call to a telephone number that gives faster information.

Interestingly, it was explained that the Canadian citizen can only use this service if they are a resident of the same providence as the track. It sound a lot like our U.S. law.

-----0-----

Help. We've received some marvelous race read outs that we would love to use in the FU, but they are not printing press ready. Bet more on that next race and take some of the profits to buy a new printer ribbon. Your peers will admire your work when they see it published.

-----0-----

The Beaumont office would like you to know their files use only one persons name. Spouse and brothers et al, are not listed.

-----0-----

A lot of people have not responded to giving their nine (9) digit ZIP code to the office. Please.

-----0-----

Shane Sartin has been conducting a service of loading some programs for client's hand held computers, plus offering programs to facilitate printing graphics, for a small fee. Checks for this service need to be made out directly to Howard Sartin. The accountant will not accept checks made out any other way. This service is not a normal service of the methodology, but a service that Shane offers. Call Shane directly at the office if you need his service and make specific arrangements.

## A Note & Correction from David Barrios

An error was made in FU 40 on page 61. The program on page 61 is not Michael Pascual's program ! The program on page 61 is a simple program David put together to make the point in the letter on page 59. M. Pascual's program mentioned in FU 39 follows:

```

10  PRINT"OPT. GRP.BET "
20  DIM A(8)
30  DIM X(8)
40  CLS
42  P=.7:PK=.4
50  INPUT"WIN RATE          ";P
55  INPUT"KELLY PCT. DESIRED ";PK
60  INPUT "NO. OF HORESES    ";K:S=0
70  FOR I= 1 TO K
80  INPUT"ODDS ON EACH SELECT. ";A(I)
90  S=S+(1+A(I))^-1
100 NEXT
110  S=10^4*S:S=10^-4*INT(S) :PRINT"BREAK EVEN%=":S
120 IF S>P THEN 340
130  INPUT "BANK SIZE=";B
140  Z=(P-S)/(1-S):C=(1-S)/S:E=(1-Z)^(1-P)*(1+C*Z)^P
150  Z=Z*10^4
160  Z=10^-4*INT(Z)
170  PRINT"OPT. RISK =" ;Z
175  L=Z*PK
180  PRINT"RISK LIMIT=" ;L
190  IF L<Z THEN 210
200  L=Z
210  E=(1-L)^(1-P)*(1+C*L)^P
220  FOR I= 1 TO K
230  X(I)=B*L/(S*(1+A(I)))
240  PRINT"ON SEL          BET"
250  X(I)=10^4*X(I)
260  X(I)=10^-4*INT(X(I))
270  PRINT " ";L,X(I):PRINT
280  NEXT I:PRINT"EXP GRP FAC=";E
290  INPUT "WIN PAYOFF=";W
300  INPUT"NO. OF WINNING SELECT. ";N
310  G=(X(N)*W/2)-L*B
320  PRINT"NEW BANK= ";B+G:PRINT
321  INPUT O
330  GOTO 40
340  PRINT"NO PLAY "

```

```
345 INPUT SS
350 GOTO 40
360 END
```

*(The following is an example using the above program and is not part of the program):*

```
WIN RATE ? .64
KELLY PCT. DESIRED ? .33
NO. OF HORSES ? 2
ODDS ON EACH SELECT. ? 4
ODDS ON EACH SELECT. ? 3.4
```

BREAK EVEN%= .4272

BANK SIZE=? 1000

OPT. RISK = .3715

RISK LIMIT= .122595

```
ON SEL BET
1 57.3946
```

```
ON SEL BET
2 65.2212
```

EXP GRP FAC= 1.051604

WIN PAYOFF=? 10

NO. OF WINNING SELECT.? 1

NEW BANK= 1164.378

**For those of you who are reluctant to program your own computers, we are making this program available via tape for PC-3, PC-6, Sharp 1262, Sharp 1350, Sharp 1360 handhelds and on disc for IBM compatible at a minimal cost. It is our fondest wish that people all get an IBM compatible for handicapping and use handhelds for money management ONLY.**

# **THE COMPUTER COLUMN**

by Spencer Toner



Some fifteen years ago I enjoyed a positive experience when I read and applied information from a book whose author was named Zadeh. This book was on the subject of playing poker. Zadeh was a young PhD from UC Berkeley, phi beta kappa and all that. What grabbed my attention was his comment that he was from a poker playing family. Family living was just about the most non-linear experience one can have, so I read on.

Reducing his poker book to flash cards I headed for a Gardena, California poker parlor, a short drive from home, armed with my flash cards and a twenty dollar bill. Much to my surprise, the twenty lasted well over an hour. Back home I revised the flash cards after re-reading the book and made my second attack. This time my money lasted all evening.

To shorten the story to the bottom line, after 109 total hours of poker, armed with Zadeh's ammunition and my motivation, I made a profit of twenty nine cents per hour. I knew then that a scientific approach to gambling could and did work - I had done it.

The name Zadeh comes up again. To me not a common name. So when I read it and found that either the same or another family at UC Berkeley had in 1965 wrote the original paper formally defining fuzzy set theory from which fuzzy logic emerged. I was interested.

The Sartin Methodology has put us fellow clients in touch with computers, a machine we might not ever have touched except for our love of horse racing. Now we know the power of this tool in applying Dr. Sartin's, Jim Bradshaw implemented formulae. Without computers we could not use the advanced concepts.

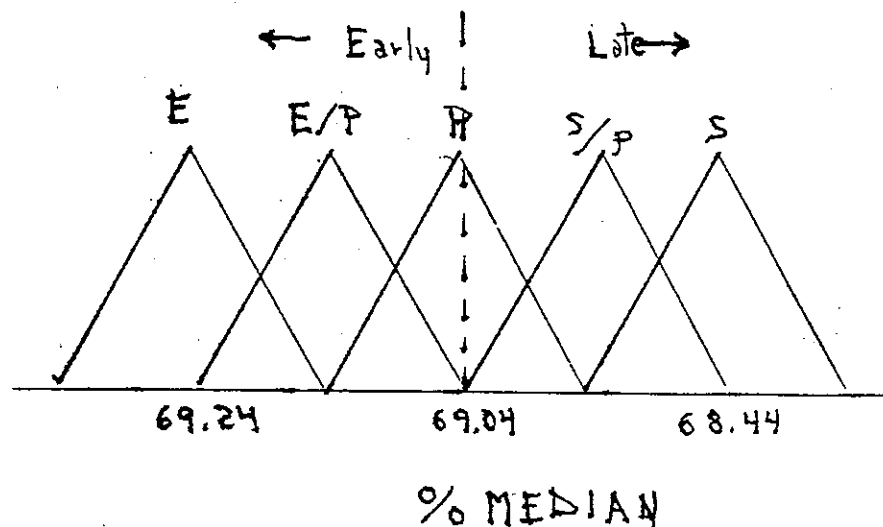
I want to tie together the fact that in applying the Sartin Methodology, using a computer, we are now using some of the concepts of Zadeh's fuzzy logic.

The word fuzzy has a bad connotation. There is a persistent, unfortunate feeling in America that "fuzzy" is the opposite of "excellent". Well it isn't. Not when it saves the lives of premature babies, saves you money using your air conditioner and wins money at the race track.

Fuzzy logic using computers resolves problems sometimes generated by the hard and rigid "nothing-or-all" classifications of Aristotelian logic. Traditionally, a logic condition or expression can be only one of two extremes: completely true or completely false. However, in the fuzzy world, values range from 0 to 100%.

Were constantly exposed to fuzzy labels such as the difficult to describe, "hot" or "cold". My coffee is cold. This room is hot. It's going to be cold tonight, wear a sweater. Are we hearing precise 104, 67 or 42 degrees? No we're not, but in our own fuzzy world we know precisely what is meant.

In the Sartin methodology we have fuzzy labels that make perfect sense after we understand them and successfully apply them. These labels have starting points and ending points, *almost*. These labels *overlap*. Consider, early, early pace presser, presser, sustained pace presser and sustained. Sure we can quantify them, but we've learned it's not precise. It overlaps. It really exists and it's fuzzy.





**The power of the computer is the software, not just the machine. Our software uses fuzzy concepts in our non-linear handicapping. We would all love to have a single number for each horse and have the highest win..... Always? No, not really.**

**So remember, it's a fuzzy world out there. At the track we may be looking for earliest of the sustained horses. And if it's cold tonight take a sweater.**

**THE FAR SIDE/Gary Larson**



**"You're a right-brained sort of person, Mr. Sommersby—very creative, artistic, etc. ... Unfortunately, I think I also see why you're having trouble figuring out your gas mileage."**

## **Continuing the Research for Mechanical Handicapping**

by Spencer Toner

**In the last FU I said I would keep you informed about my research and application and the ways I use the advanced programs to find winners mechanically. Clients have cheered me on for the effort as well as expressed their doubts. I've continued to press on.**

**In FU 40 I explained getting the contenders to 6 horses & ties for 6 using the DRF speed rating and variant. (See article) Also in FU 35 was the explanation for mechanically selecting pace lines.**

**When there is a small field of say 7 or 8 horses, going ahead and getting the pacelines using EXDC w/Thoromation is my preference. Actually I feel the time is well spent to select pacelines for all horses this way and then use the tools created by Dr.Sartin and Jim Bradshaw to eliminate the next weakest horse, one horse at a time. This gives the consistency that I desire to make the mechanistic approach worth the effort.**

**Admittedly, I have acquiesced to those who look at winning this way as too much time and work. Consequently that is why I gave in and explored contender selection via the DRF speed ratings plus variant in the last FU etc..However it's what works consistently that counts mechanically. OK?**

**If you are still with me, let me say that my approach has been with trial and error, keeping records and finding out what procedure works to find the worst horse at any given level of reduction. There seems to be more consistent power in identifying the worst horse one at a time, and scratching this horse rather than starting at the other end of the race and trying to get the better horse or horses too early in the process.**

**Now let's take these 6 horses and ties and enter them in Entropy. My next step is to use the auto projector and all the times for each horse will convert to projected times as though they had been run at the same distance as the distance of today's race. Use the #1 (automatic adjustment).**

ENTROPY  
\*\*\*\*\*

Pace	Matchup		
	F 1	F 2	F 3
	35.10	34.25	31.46
OF EA	35.10	32.97	31.36
COLD	35.00	33.66	31.01
DISTI	34.77	34.25	30.70
DON'T	34.72	33.99	30.29
w HAB	34.69	34.14	30.70
ALBER	34.23	34.19	31.46

Name	Deceleration Pars		
	Mp/dv	He/dv	Td/dv
OF EA	96.33	95.11	89.34
COLD	97.70	92.15	88.61
DISTI	90.19	89.07	80.54
DON'T	97.91	89.11	87.25
w HAB	90.21	90.16	80.73
ALBER	99.40	92.01	91.89

We're now ready to reduce this field to five horses. The tool we'll use is from Entropy's deceleration pars screen. The readout that is most consistent is the Td/dv column. Eliminate the horse with the largest number in this column. The reason for this is that record keeping has shown that using this particular read out will most consistently reduce the group of 6 or 7 horses to 5. If you came into this race with more than 6 horses, eliminate one horse at a time. Stop when you have 5 horses left.

Now lets get our field reduced to 4 horses as contenders. After doing the previous steps you can now determine the adjustment decision, that is, should we use the #1 automatic adjustment or to use the #2 alternate adjustment. If the Total Energy range from highest horse to lowest horse has a range of difference that is 2.0 or greater use the #2 alternate adjustment. And if the difference is less than 2.0 use the #1 automatic adjustment.

So adjusted, proceed to the DC/V composite sort screen and scratch the horse that is #1 P/dv. An exception to this is if this same horse is also ranked #1 on the EP/dv column and is also #1 in P/dv, the horse has a strong possibility to be the winner. So, leave this horse in and move these 4 or 5 remaining horses to EXDC w/ Thoromation.

SORT DC/V COMPOSITE

Low is Best

Name	Ep/dv	P/dv	He/dv	Td/dv	Pm/dv	Total
DON'T	1	1	5	5	5	17
COLD	2	4	2	2	2	12
DISTI	3	3	4	4	4	18
w HAB	4	2	3	3	3	15
OF EA	5	5	1	1	1	13

With these four or five horses in EXDC w/Thormation they have previously been projected to the distance of today's race . When the screen comes up with the suggestion as whether to adjust the race via #1 or #2 adjustments, the program flashes on a screen the suggested adjustments and the warning as to whether the horses are real contenders. I go with the suggestion.

Proceeding to the last screen of the program where the Early and Late horizontal bar graphs appear. Over the years I have found through much trial and error that this is the screen giving me the most consistency of any read-outs.

For some time I've brought 6 horses to this screen as a process of elimination that has been very successful. This process starts with comparing the horses names in these graphs with the horses that are still with us in the races. When a horse or horses name is missing in these Early and Late bar graphs I scratch the horse because, it was not good enough to be in the Early and Late graphs and the winner is. I scratch the horse.

Up to this point we've been very careful not to throw the winner out in our process. There is a strong likelihood that the winner is one of the top two Early or one of the top two Late horses. An exception to this is when the same horse is the third worst Early and is also the third worst late. This horse can win and should not be arbitrarily thrown out.

On the occasion when two horses are tied for elimination, i.e., when you just can't decide which of two horses must go, you use a tie breaker. I break this tie by summing the deceleration ratio line for each horse ( deceleration ratios in the lower left portion of the screen) The horse with the lower sum of his three ratios numbers is scratched.

By the time you read this, Entropy II may soon be available and will have a brand new set of tools. The version I've used has a set of graphs, labeled Valence and Contra-Valence. These graphs resemble the graphs from KGEN, but I believe they are driven from different formulae.

The graphs are triggered by selecting either of the two selections. The Valence selection gives you a graph that is labeled either Exdc or Sustained. This is indicating how the Entropy II perceives the valence of the race.

My records show that when the race has been reduced to four horses, the winner is in one graph or the other nearly 90% of the time. The winner is either first, second or third choice in the Valence graph 81% of the time. And the winner is either fourth, third or second in the Contra-Valence graph 81% of the time.

So how am I playing them? I'm splitting my bet in half and dutching to the actual odds the three top horses in the Valence graph. Then I am going to the Contra-Valence graph and dutching to actual odds the bottom three horses (4th,3rd & 2nd). Then go stand by the window We will cash tickets in close to 90% of the races bet.

Now read in the FU articles concerning the Kelly criterion, bank roll growth rates etc.

I called Dr. Sartin after I finished this research plus a day at the track. He urged me to write this up before it went away. (Oh He of little faith). Kidding aside, no one has ever been able to predict a future event. However, working with records & lots of trial & error I believe we're on the right track, I do believe we can be consistent winners.

I decided to leave this article as is and to now give it the test of fire at the track. So we will now go into the future and see what happens.

Later....., much later (now Me of less faith).

Things didn't work out as I hoped. At the Saratoga seminar we went to the track and I found things different than the races I'd been testing in the West. I bet 5 races, won 3, but in the 2 that I lost I had eliminated the winner early on from my final contenders. Dr. Sartin had included a process in the seminar manual to get contenders using Beyer numbers and the speed rating, and had I used this process to select contenders I would have had the winners in all five of these Saratoga races. Upon returning home I talked with clients from Trinity Meadows in Texas

and Louisiana Downs that found my way of finding contenders (DRF speed rating + variant, FU40) was eliminating the winner an unacceptable number of times. Whereas Charles Fox in Santa Barbara, Cal., who had access to all the running tracks of California (North and Southern California) at his satellite had not eliminated a winner in 59 races using the procedure I outlined in FU40. His comment when I told him of clients experience at Trinity Meadows and Louisiana Downs, was, "Oh Oh, track specificity."

Who knows without extensive records which mechanical process works and which tools to use for the reality that exists. I never thought of record keeping as the ultimate approach, but that is what I am doing. I'm finding that records are leading me through this decision maze to find a path that wins consistently.

Continuing my third segment of sharing my diary of progress in the search for mechanical success, we've returned from Oklahoma City. These last two weeks knowing that this research must come to an end in the near future has motivated me to the point of the most intense activity that I've ever experienced handicapping. I have come to some conclusions.

I've concluded that by reducing the total field to 4 horses in the computer, that this number seems to have some magic. The magic is that when the number of horses has been reduced to this small number of horses, the "noise" is gone. The "noise" I'm referring to is having horses that cause the programs to operate at less than their optimum. These "noisy" horses distort the readouts and confuse the adjustments. Jim Bradshaw, I believe calls these horses "ugly". And when you have too many horses and wrong horses in the computer the results are "ugly", you loose.

Also I've concluded that making subjective judgments is gambling even when it works. And that without records one does not know whether their subjective decision was real wisdom or was a lucky guess. Whose ego needs stroking so much that they can win a race because they essentially guessed and can brag about it? Now, they lose and have to keep quiet. What a roller coaster that must be.

**A non-conclusion is that even though one has reduced the field to the least number of horses and is using the most advanced programs (and the winner is among the remaining horses) are you winning the race because you've come this far and not eliminated the winner? Or, is it imperative to have the "right" horses necessary to be able to still win. Our advanced programs are very powerful, but can you reduce the field to 4 and have an ugly horse in the computer and still win enough races to succeed? I don't know, Yet.....**

**Let's talk about things that work. Using EXDC w/ Thoromation to select pace lines works. Also KGEN works to eliminate horses. I'm most highly criticized (because of the work involved) in putting all the horses in the race into the computer using KGEN. Once the horses are in KGEN project them to today's distance. Proceed to the screen with the raw KEXDC numbers. This is the last column to the far right. The top 7 high numbered horses contain the winner. Scratch the rest. Then still in KGEN with these 7 horses proceed to the adjustments and use the automatic or alternate adjustment as suggested. Now you can scratch the lowest KEXDC horse and you have 6 horses left.**

**Save these 6 horses to disk and proceed to Entropy. Using the automatic adjustment proceed to the deceleration pars. The horse with the highest TD/dv can be scratched. Now you have 5 horses. Still in Entropy use the #1 or #2 adjustment ( #2 if the range of total energy is 2.0 or greater). Now go on to the composite sort screen. Scratch the #1 P/dv horse that ranks #1 If this horse is #1 EP/dv don't scratch him. Now you have the winner in the remaining horses, a high 80's % of the time. To me this is a major accomplish to do this mechanically.**

**I've been getting a lot of calls from closet three horse betters. They dutch 3 horses to win and find that they can accept a smaller return or \$'s, because there win percent is higher. This reduces the loosing streaks and buoys the psyche. Surprising to those that have not tried this, there are few negative return races.**

**Borrowing from Glenn Conolly, let me suggest how to get the horses down to 3. In the Thoromation screen when the horses are running with animation you can use the pause button on your computer keyboard to make the horses stop at any point in the race.**

Glenn observed that at a point before the end of race if the animation were suspended that now is nearer how the race is actually run. My suggestion is to place a strip of masking tape across the bottom of your computer screen. Now run the race, and if the winner is other than the last horse and near the end of the run the winner has moved to rear of the four horses. With this situation you would be tempted to throw out the winner, which would be a disaster. Run them again . This time hit the pause button before the winning horse has become the rear horse of field. Now make a pen mark on your masking tape where lead horse is when the above occurs. After several of the races have been run and marked, an accumulation of pen marks will indicate the optimum point as to where to stop the horses. Capitalizing on Glenn Conolly's observation you can now pause the horses and scratch the rear horse. Dutch the remaining horses for an 80% average win. But that's with 3 horses. Now use your readout interpretation skills to get it down to 2 unless you can dutch 3 for a profit.

In Oklahoma City we had the opportunity to share the above observation. Dr. Sartin correctly commented that Tom Brohamer pointed to the "pause" phenomena and expanded it. Tom said in effect to observe the race as it is run on the screen, and then pause the horses when the lead horse has passed about 1/3 of the race. The early ESP style horse or horses that cannot keep up with the other Early ESP horses can be scratched unless they have a 100 in 3rd on the Deceleration ratio screen Then run the horses to a point where the lead horse has reached 2/3 of the screen and observe the horses whose style is to press the leaders and see if they are capable. Now, Continuing to let the horses finish their run on the screen to observe the more sustained horses and see if they can make their move against the other sustained style horses. Now going back over past races I find this observation true.

The above works. In this FU, the problem race will be will be handicapped mechanically using the above procedures. My hope is that you've created procedures that work and you will share them.



From Doc Sartin and Jim "The Hat" Bradshaw.....

**BEYER NUMBERS UPDATE #5**

**The FINAL Analysis - Unless we come up with another one.**

---

We've given the Beyer Figures a long test. Well over a year. It has been an honest test representing the research of many clients along with ourselves. We feel that it has also been a NECESSARY test. Andy Beyer, his figures and his place in the annals of handicapping, are here to stay. Like Mt. Everest the Beyer Figures are THERE. Climbing them is a natural function of the handicapping spirit.

Some of our exploration was inspired by the writing of former client Vince Doyle who, writing for AMERICAN TURF MONTHLY, proclaimed that Beyer's figures alone, using just the LAST race, or several combinations from the last TWO races, ALL produced at least a 32% R.O.I. Vince has a Ph.D in Math, so we took his study seriously. Turns out that his results came from certain select races at the 1992 Saratoga meet. This must have come as a shock to Beyer because he left Saratoga in a huff that summer because he was losing badly. This year he forsook Saratoga entirely and went to Del Mar. To his credit Andy discounted Doyle's claims with the following letter to ATM.

**Andy Beyer Responds**

Dear Sirs:

I was naturally very pleased by Vinco Doyle's favorable assessment of the Beyer Speed Figures, but I must concede that the 32 percent profit they showed at the Saratoga meeting was probably a bit flukish. With so many people having access to the same information and depressing the odds on figure horses, it's tough to make money using the numbers blindly. A bettor has to use them judiciously and look at the circumstances under which a horse earned them. (For example: Did he earn a big figure getting loose on the lead in a slow pace?) That is the subject of a new book that I am writing now, and which is due to be published in September by Houghton Mifflin.

Based on our own exhaustive research and that of the CRAMER-OLMSTED report, we have sought the optimal approach to employing the Beyer Numbers in conjunction with our own Methodology. Here it is:

**1: Using Each contender in the race, take the line with the BEST of the last 3 DRF Speed Ratings at a COMPARABLE DISTANCE, CLASS and SURFACE to TODAY'S race. Take the Beyer Figure for the same line. Rank Each separately on the form we have provided. (see example race: The 4th at Del Mar)**

**2: Average the TWO rankings by adding them together and dividing by two. (see example).**

**3: Put the LOWEST four averaged (and ties) into your computer program and let it do the rest.**

**SOME CAVEATS:**

**DO NOT MIX SPRINT AND ROUTE DISTANCES.**

**DO NOT MIX TURF & DIRT RATINGS**

**DO NOT USE A HIGH SPEED RATING FROM A LOWER CLASS TRACK AND APPLY IT AS BEING COMPARABLE TO A HIGHER CLASS TRACK.**

**WHEN SUCH A SITUATION OCCURS A D J U S T THE SPEED RATING TO TODAY'S TRACK VIA THE THREE YEAR BEST TIME PROCEDURE. (If you don't know how, shame on you. It's been in several FU's). IN THESE KINDS OF SITUATIONS DO NOT CHANGE THE BEYER NUMBER. KEEP IT AS IT APPEARS IN THE FORM.**

**We introduced this procedure at the Oklahoma Seminar. Several clients who applied it slavishly had VERY profitable days. Their computer program sorted out the contenders and landed them on as many as 8 of ten winners. The Top FOUR using this approach won 10 out of the 11 races offered on Sunday, Oct. 3.**

**A WARNING FROM THE HAT:**

**In using this approach you will almost always get ONE BAD (ugly) horse that may screw up your readouts!**

**A COMMENT FROM THE DOC:**

**To many this will be nothing NEW. Many other approaches clients try ALSO get at LEAST one bad horse.**

**BOTTOM LINE:**

**Don't subscribe blindly to this procedure. Use SOME discretion. Don't mix a 5.5 furlong 90 speed rating from Delta Downs with an 86 SR from a 6 furlong horse at Louisiana Downs.**

**The following example is how WE used the process to win the 4th at Del Mar when we played it in Las Vegas in August.**

Del Mar

4

6 1/2 Furlongs. (1:133) CLAIMING. Purse \$25,000. Fillies, 3-year-olds. Weight, 120 lbs. Non-winners of two races since June 1, allowed 3 lbs. Of a race since June 15, 5 lbs. Claiming price \$32,000; for each \$2,000 to \$28,000, 1 lb. (Maiden or races when entered for \$25,000 or less not considered.)



Tara's Secret

Own: Flying A Farms

STEVENS G L (H 4 2 2 29)

\$32,000

Table with race dates and times for Tara's Secret, including 7/11/93-7Hof fst 7f and 23/6/93-1Hof fst 6f.

Dk. color f. 3 (Mar) Sire: Secreta (Northern Dancer) Dam: Tara's Native (Tantem) Br: Calumet Farm & Silver Mate Stable (Ky) Tr: Barbara Herbert L. (-)

L 115

Lifetime Record table for Tara's Secret showing 1993 and 1992 performance with Turf and Dist records.

WORKOUTS: Jly 22 Hol 5f fst 1:00 1/4 H 1/31 Jly 16 Hol 5f fst 1:02 H 2/37 Jun 10 Hol 6f fst 1:15 1/4 H 1/25 May 24 Hol 4f fst :48 H 1/25 May 16 Hol 5f fst 1:01 1/4 H 35/45 May 3 Hol 6f fst 1:15 1/4 H 8/10

Angie's Treasure

Own: Crockett Ron

PEDROZA MA (9 0 1 0 00)

\$32,000

Table with race dates and times for Angie's Treasure, including 30/May/93-1Hof fst 6f and 9/May/93-8GG fst 6f.

B. f. 3 (Apr) Sire: Tallman (Alfyard) Dam: Key to the Sky (Key to Content) Br: Calumet Farm & Penn John (Ky) Tr: Molina Mark S. (-)

L 115

Lifetime Record table for Angie's Treasure showing 1993 and 1992 performance.

WORKOUTS: Jly 23 Dmr 3f fst :35 1/2 H 5/29 Jly 21 SA 5f fst 1:00 H 8/30 Jly 13 SA 5f fst 1:01 1/4 H 16/25 Jun 26 SA 4f fst :48 1/2 H 16/28 Jun 28 SA 4f fst :52 H 36/36 Jun 12 SA 4f fst :48 1/4 H 13/32

Valid Victress

Own: Lanning Curt Or Lila

NAKATANICS (11 3 1 1 27)

\$32,000

Table with race dates and times for Valid Victress, including 17/7/93-7Hof fst 7f and 9/May/93-8GG fst 6f.

B. f. 3 (Feb) Sire: Valid Appeal (In Reality) Dam: Grecian Victory (Dr Fager) Br: Hartigan John H Estate (Fla) Tr: Moger Ed Jr. (-)

115

Lifetime Record table for Valid Victress showing 1993 and 1992 performance.

WORKOUTS: Jly 26 Hol 5f fst 1:01 1/4 H 3/25 Jly 19 Hol 4f fst :54 H 23/31 Jun 15 GG 3f fst :30 H 7/7 Jun 9 GG 4f fst :49 1/2 H 28/40 May 26 GG 4f fst :52 1/4 H 16/40 May 19 GG 5f fst 1:02 1/4 H 29/40

Doulabella (Ire)

Own: Thomas Bill M

SOLLIS A (8 1 0 2 13)

\$32,000

Table with race dates and times for Doulabella (Ire), including 7/Jly/93-7Hof fst 7f and 17/Jun/93-8Hof fm 1.

Ch. f. 3 (Feb) Sire: Doulab (Toplayer) Dam: Salabella (Saltster) Br: Yeomanstown Stud (Ire) Tr: West Ted. (-)

115

Lifetime Record table for Doulabella (Ire) showing 1993 and 1992 performance.

WORKOUTS: Jly 22 SA 5f fst 1:01 1/4 H 6/22 Jly 15 SA 3f fst :35 1/2 H 2/4 Jly 3 SA 3f fst :36 1/2 H 12/28 Jun 26 SA 3f fst :35 1/4 H 1/24 Jun 11 SA 3f fst :37 H 7/6 Jun 2 SA 3f fst :36 H 6/24

Appalachia

Own: Ella Christopher & Patricia

DESORMEAUX K J (15 4 4 2 21)

\$32,000

Table with race dates and times for Appalachia, including 18/Jly/93-1Hof fst 6f and 17/Jun/93-1Hof fst 6f.

Ch. f. 3 (Mar) Sire: Appalachee (Round Table) Dam: Chryllia (Tik Up) Br: Ella Christopher & Patricia (Ky) Tr: Russell John W. (-)

L 115

Lifetime Record table for Appalachia showing 1993 and 1992 performance.

WORKOUTS: Jly 25 Dmr 5f fst 1:01 1/4 H 15/32 Jly 13 SA 5f fst 1:00 1/4 H 9/25 Jly 5 SA 5f fst 1:00 1/4 H 3/20 Jun 27 SA 4f fst :46 1/2 H 2/47 Jun 13 SA 4f fst :47 1/4 H 5/40 Mar 30 SA 4f fst :48 1/4 H 8/41

**Life's A Banquet**

Own: Asch Entertainment

**DELAHOUSAYE E (1111.89) \$32,000**

14Jly93-3Hol fst 5f :214 .443 .564 1:033 3x  
17Jun93-3Hol fst 6f :22 .453 .58 1:103  
26May93-6Hol fst 6f :221 .454 .58 1:104 3x  
8Apr93-4SA fst 6f :223 .454 1:104 1:172  
11Mar93-2SA fst 6f :221 .453 1:11 1:172  
5Feb93-6SA fst 1 1/4 :224 .453 1:121 1:45  
6Jan93-2SA sty 6f :21 .441 .563 1:093  
20Dec92-2Hol fst 6f :222 .461 .582 1:112  
4Jun92-4Hol fst 5f :22 .454 .582

Ch. f. 3 (Mar)  
Sire: Maxus (Mr. Prospector)  
Dam: Wise Prospect (New Prospect)  
Br: Jones B C-Floyd M-Slater B-Rose B (Ky)  
Tr: Hess R B Jr (6 2 0 1 .33)

**115**

Lifetime Record:		0	1	2	2	\$25,700
1993	7 1 1 2	\$22,050	Turf	0	0	0
1992	2 M 1 0	\$3,650	Wet	1	0	0
Dmr	0 0 0 0		Dist	2	0	0

WORKOUTS: Jly 8 Hol @ #m :514 H (4) 3/4 Jly 2 Hol @ #fst :492 H 12/25 Jun 18 Hol 5f fst :1:011 H 1/28 Jun 4 Hol 3f fst :361 H 5/14 May 23 Hol 4f fst :483 H 14/37 May 17 Hol 6f fst :1:132 H 9/18

**Lucky's Baby**

Own: Alesia Frank & Sharon

**BLACK C A (8 1 0 0 .13) \$30,000**

8Jly93-1Hol fst 6f :222 .451 1:104 1:172  
20Jun93-7GG fst 6f :213 .441 .563 1:10  
19May93-4Hol fst 6f :22 .452 .574 1:103 3x  
21Apr93-6Hol fst 6f :214 .451 .572 1:103 3x  
9Apr93-4SA fst 6f :214 .45 1:104 1:172  
13Mar93-9SA fst 6f :214 .451 .573 1:102

Ch. f. 3 (Mar)  
Sire: Silent Fox (Exclusive Native)  
Dam: Lucky Silver (Native John)  
Br: Mr. & Mrs. Seymour Teichner (Cal)  
Tr: Eumton Peter (1 1 0 0 1.00)

**114**

Lifetime Record:		6	1	1	0	\$17,775
1993	6 1 1 0	\$17,775	Turf	0	0	0
1992	0 M 0 0		Wet	0	0	0
Dmr	0 0 0 0		Dist	2	0	1

WORKOUTS: Jly 27 Dmr 5f fst :1:02 H 27/42 Jly 1 Hol 4f fst :484 H 18/25 Jun 13 Hol 5f fst :594 H 7/63 Jun 5 Hol 5f fst :1:003 H 4/13 May 31 Hol 4f fst :482 H 12/36 May 14 Hol 5f fst :1:004 H 7/26

**Jamie Nicole**

Own: L 4 Stable & Ustin & Ustin

**VALENZUELA P A (14 1 1 4 .87) \$32,000**

8Jly93-3Hol fst 7f :231 .461 1:103 1:224  
21Jun93-1Hol fst 6f :23 .46 1:103 1:17  
14Sep92-8Dmr fst 6f :213 .45 .58 1:111  
31Aug92-6Dmr fst 6f :221 .453 .574 1:101  
24Jly92-41Sol fst 5f :212 .442 .574 1:043  
26Jun92-4Hol fst 5f :214 .46 .591 1:06  
12Jun92-4Hol fst 5f :22 .453 .582

Ch. f. 3 (Jan)  
Sire: Native Prospector (Mr. Prospector)  
Dam: Fancy Fogarty (Mike Fogarty)  
Br: Lucky 4 Stables (Cal)  
Tr: Mitchell Mike (3 1 1 0 .33)

**L 117**

Lifetime Record:		7	3	2	0	\$70,925
1993	2 1 0 0	\$21,400	Turf	0	0	0
1992	5 2 2 0	\$49,525	Wet	0	0	0
Dmr	2 1 1 0	\$33,700	Dist	1	0	0

WORKOUTS: Jly 25 Dmr 5f fst :1:022 H 22/22 Jly 19 Hol 3f fst :37 H 17/24 Jly 5 Hol 4f fst :513 H 22/24 Jun 18 Hol 5f fst :1:02 Hg 20/42 Jun 11 Hol 5f fst :1:004 H 5/25 Jun 4 Hol 5f fst :1:013 H 14/28

**Simply Groovy**

Own: Siegel Jan & MacE & Samantha

**GONZALEZ S JR (14 0 2 1 .00) \$32,000**

30Mar93-1Hol fst 6f :213 .442 1:094 1:163  
13Jan93-6SA sty 6f :22 .46 1:122 1:192  
14Nov92-4Hol fst 6f :22 .45 .571 1:103  
1Nov92-4SA sl 6f :221 .452 .584 1:123  
12Jly92-4Hol fst 6f :223 .462 .584 1:112  
28May92-4Hol fst 4f :213 .453 .52  
24Apr92-2Kee fst 4f :224 .472 .534

Ch. f. 3 (Apr)  
Sire: Groovy (Morcliffe)  
Dam: Miss Prevel (Fort Prevel)  
Br: Wells Jim R (Okla)  
Tr: Mayberry Brian A (1 0 0 0 .00)

**L 1105**

Lifetime Record:		7	1	4	1	\$34,250
1993	2 0 0 1	\$7,200	Turf	0	0	0
1992	5 1 4 0	\$27,050	Wet	2	0	1
Dmr	0 0 0 0		Dist	2	0	0

WORKOUTS: Jly 25 Dmr 4f fst :484 H 13/36 Jly 10 Hol 4f fst :401 H 9/51 Jun 27 Hol 4f fst :484 H 22/46 Jun 16 Hol 4f fst :464 H 1/32 May 25 Hol 4f fst :473 H 4/20 May 15 Hol 5f fst :1:001 H 10/53

THE BLUR UNDER VALID'S NAME CAME WHEN I DROPPED MY LIGHTED PIPE ON THE FORM AFTER TARA WON AT \$19.20.

THE RACE: The 4th at Del Mar. August 1, 1993.

---

Let's look at this race and compare the efficacy of the BEYER FIGURES used in conjunction with Daily Racing Form SPEED RATINGS. We'll take a page from SPENCER TONER'S research and modify it to use the BEST rating from the last THREE lines at a comparable distance, class and surface except when reason dictates otherwise.\*

Track_____	Date_____	Dist_____					
HORSE		BEYER BEST	RANK	SR - BEST	RANK	ACTUAL FIN.	AV
TARA		72	4(tie)	87	2(tie)	WIN	3 Y
ANGIE		70	6	84	5(tie)	SHOW	5 N
VALID		72	4(tie)	92	1		2.5 Y
APPAL		75	2	87	2(tie)		2 Y
LIFE		71	5(tie)	85	4		4.5 N
LUCKY		58	9	76	9		9 Y
JAMIE		73	3	84	5(tie)	PLACE	3.5 Y
SIMPLY		68	8	79	8		8 N
DOUB		71	5(tie)	86	3		4 Y

\*Even in this procedure some judgement MUST prevail or we'll over-value certain horses. Note that we did NOT use the MAIDEN WIN ratings for LIFE, LUCKY or SIMPLY. In light of recent performances their maiden ratings are unrealistic. This decision qualifies under the heading of "Reason Dictating Otherwise." We DID use VALID'S Handicap win at GG which may have been a mistake. However, our handicapping programs eliminated the horse, just barely.

If we AVERAGE the TWO rankings, Beyer & SR's, the Winner Ranks 3rd, the Place Horse 3.5 and the Show Horse 5. BOTH the Beyer Ratings and SR's had the winner and place horse in the TOP 4. The ?? placed next to DOUB's 4 ranking was based on its Tandem finish with TARA. This procedure usually gets a race down to four viable contenders - five if DOUB is considered. In our mass sampling the procedure got it down to no more than 5 in 96% of ALL tested races. That is why we make this procedure available in our new SELECTOR II program as well

as in our advanced API program.

On Sunday, Oct. 3rd, our day at the races for the OKLAHOMA SEMINAR there were eleven races. Ten from Remington Park, one simulcast from LA. Downs. This elimination procedure got the winner in the top 4 in ten of the eleven races but bombed badly on the final race, won by an eighty dollar plus longshot. I am asked if the ratings would work as well or better if we added the DRF variant to the speed rating. Quite frankly, I don't know. Our own test did NOT add the variant. It might be preferable at tracks and during times of the year when inclement weather is a constant. However, I would warn against accepting too HIGH a variant figure. How high is TOO high? That's something you'll have to test for yourself. I WOULD suggest that before you try it ANOTHER way, try it THIS way.

We have now been comparing BEYER FIGURES with DRF SPEED RATINGS for well over a year at ALL North American Tracks. So far the SR'S have proven slightly MORE predictive, both of finish and in isolating the TOP contenders than the BEYER figures. A similar study by Michael Numamaker in the CRAMER-OLMSTED report gives the nod to what he terms COMMERCIAL SPEED NUMBERS (CSN). These are NOT BEYER numbers but something unspecified, perhaps of his own design. His study also added the Racing Form's Daily Variant and ours did not. Another important difference: his test was of sprints ONLY. Ours was all-inclusive.

The BEYER figures have provided us with yet another tool. Not one that is BETTER or WORSE than the classic DRF Speed Ratings, but one that will HELP confirm the long standing efficacy of the DRF SR'S. Just as SR's have been much maligned by those experts selling their own numbers there have been erroneous but self-serving articles in various publications extolling the BEYER figures far beyond their true value. To his credit ANDY BEYER was the first to dispel these reports. His actual evaluation of his figures is generous enough. If the general public tends to over-value the Beyer Figures, some of us - along with a number of professionals who are envious of BEYER'S fame - tend to overly discount them. Let's not be guilty of that. They DO have value.

AVERAGING the BEYER SPEED FIGS and DRF SR'S, by rank has proven to be quite a satisfactory means of isolating viable contenders for those who will not or cannot apply the Match-Up of basic handicapping principles. By the same token a lot of "Sophisticated" pros employing their "Logical, Basic" procedures missed TARA in this race.

In light of TARA'S win and \$19.20 mutuel, I was flabbergasted that so many avowed experts made the horse a NON-contender on the basis of its finishing 4th and 5th behind 6.75 and 4.75 lengths with NO REGARD for the pace it ran

AGAINST in those two races.


Long Shots usually **DO NOT** conform to those "Basic/Logic" principles that dominate Mainstream Contender Rules.

SCATCHING THE NON-CONTENDERS BY THIS PROCESS;

#	NAME	DIST.	1ST CALL	2ND CALL	3RD CALL	FIN. CALL	1st B/L	2nd B/L	Stretch B/L	Final B/L
1	TARA	6.5	22.1	45.0	109.1	115.4	3:00	2.25	3.50	6.75
2	VALI	6.5	23.0	46.0	110.3	117.0	3.00	4.00	5.50	5.50
3	APPA	6.5	22.0	45.3	58.0	116.4	0.75	0.00	0.00	0.00
4	JAMI	6.5	23.0	46.0	110.3	117.0	1.50	1.00	0.50	0.00

AVERAGE ENERGY 168.380

	TOTAL	DIFFERENCE	Name	1st	2nd	3rd	Total
TARA	169.729	+1.349X	APPA	100.00	93.60	95.29	288.90X
VALI	167.071	-1.309	TARA	96.46	100.00	96.55	293.01X
APPA	168.723	+0.343X	JAMI	91.14	98.79	94.38	284.31
JAMI	167.996	-0.384	VALI	90.62	98.25	93.22	282.08



**FOURTH RACE**  
**Del Mar**  
AUGUST 1, 1993

6 1/2 FURLONGS (1:13 1/2) CLAIMING. Purse \$25,000. Fillies, 3-year-olds. Weight, 120 lbs. Non-winners of two races since June 1, allowed 3 lbs. Of a race since June 15, 5 lbs. Claiming price \$2,000; for each \$2,000 to \$25,000, 1 lb. (Maiden or races when entered for \$25,000 or less not considered.)

Value of Race: \$25,000 Winner \$12,750; second \$5,000; third \$2,750; fourth \$1,275; fifth \$475. Mutuel Pool \$417,863.00 Exacta Pool \$486,251.00

Last Race	Horse	M/E	Eq	wt	PP	St	%	H	Str	Fin	Jockey	Cl's Pr	Odds
7Jly93 7Hol	Tara's Secret	LB	3	115	1	6	0 1/2	7	5 1/2	7	Stevens GL	32000	8.60
8Jly93 7Hol	Jamie Nicole	LBb	3	117	8	2	2 1/2	2 1/2	2nd	2nd	Valenzuela P A	32000	1.30
30May93 1Hol	Angie's Treasure	LBb	3	115	2	4	5 1/2	3rd	4 1/2	3 1/2	Pedroza M A	32000	17.40
30May93 1Hol	Simply Groovy	LBbf	3	118	9	1	1 1/2	1 1/2	1 1/2	4	Gonzalez S Jr	32000	4.70
18Jly93 11Sol	Appalachia	LB	3	116	5	3	3rd	4 1/2	3rd	5 1/2	Desormeaux K J	32000	4.90
7Jly93 7Hol	Valid Victress	LBb	3	115	3	9	6 1/2	6 1/2	6th	6th	Nakatani C S	32000	23.80
7Jly93 7Hol	Doulabella-IR	LB	3	115	4	8	9	8 1/2	7 1/2	7 1/2	Solis A	32000	24.60
8Jly93 11Hol	Lucky's Baby	LBb	3	114	7	7	4th	5 1/2	8 1/2	8 1/2	Black C A	30000	26.80
14Jly93 7Hol	Life's A Banquet	LB	3	116	6	8	7 1/2	9	9	9	Delahoussaye E	32000	5.60

OFF AT 3:47 Start Good For All But DOULABELLA. Won driving. Time, :22 1/2, :45 1/2, 1:10 1/2, 1:17 1/2 Track fast.

\$2 Mutuel Prices:

1-TARA'S SECRET	19.20	6.40	4.60
8-JAMIE NICOLE		3.60	3.00
2-ANGIE'S TREASURE			6.60

\$2 EXACTA 1-8 PAID \$43.00

IF YOU NEED MORE THAN TEN HORSES TO ESTABLISH WIN-PLACE-SHOW, NEITHER NUMBER WILL EVER BE MEANINGFUL TO YOU. RE-READ YOUR MANUALS.

**\*\*KEEP A RECORD BY RACE & DISTANCE AND REPORT BACK TO US.**

SARTIN METHODOLOGY  
SINGLE RACE REPORT FORM

COMPARISON CHART - BEYER FIGURES & DRF SPEED RATINGS  
Using BEST Beyer Figure & BEST DRF SR - Last THREE Races - ALL entrants


DATE \_\_\_\_\_ TRACK \_\_\_\_\_ RACE# \_\_\_\_\_ DIST. \_\_\_\_\_

HORSE	BEST BEYER#	RANK	BEST SR	RANK	AVE. BY/SR	Actual FINISH	COMMENTS
-----	-----	-----	-----	-----	-----	-----	-----
-----	-----	-----	-----	-----	-----	-----	-----
-----	-----	-----	-----	-----	-----	-----	-----
-----	-----	-----	-----	-----	-----	-----	-----
-----	-----	-----	-----	-----	-----	-----	-----
-----	-----	-----	-----	-----	-----	-----	-----
-----	-----	-----	-----	-----	-----	-----	-----
-----	-----	-----	-----	-----	-----	-----	-----
-----	-----	-----	-----	-----	-----	-----	-----
-----	-----	-----	-----	-----	-----	-----	-----
-----	-----	-----	-----	-----	-----	-----	-----
-----	-----	-----	-----	-----	-----	-----	-----
-----	-----	-----	-----	-----	-----	-----	-----
-----	-----	-----	-----	-----	-----	-----	-----
-----	-----	-----	-----	-----	-----	-----	-----
-----	-----	-----	-----	-----	-----	-----	-----
-----	-----	-----	-----	-----	-----	-----	-----
-----	-----	-----	-----	-----	-----	-----	-----
-----	-----	-----	-----	-----	-----	-----	-----
-----	-----	-----	-----	-----	-----	-----	-----
-----	-----	-----	-----	-----	-----	-----	-----

BEYER#+SR AVE.	HORSE	AVE RANK	ACTUAL FINISH
-----	-----	-----	-----
-----	-----	-----	-----
-----	-----	-----	-----
-----	-----	-----	-----
-----	-----	-----	-----



**Figure  
Handicapping**  
A Practical Guide to the  
Interpretation and Use of  
Speed and Pace Figures  
JAMES QUINN



**Book Review By Tom Brohamer:**

---

**FIGURE HANDICAPPING by James Quinn**  
**William Morrow and Co., Inc. 1992**

James Quinn's latest book, **FIGURE HANDICAPPING**, is another nugget from our most prolific turf author. As usual, he hits the target while aiming at the most current subject being discussed in the handicapping industry: the practical application of "figures" in handicapping the thoroughbreds. In writing this review I found it difficult to remain completely neutral in my opinions. My friendship with the author aside, I absolutely loved the overall premise of the book. Much of the handicapping public has discovered "figures" with many players abandoning rational methods in favor of an overly rigid set of numbers. As a result, formerly accurate selectors have become part of an all too large betting base whose sole purpose seems to be the creation of underlays, most of which are exceedingly unsound investments. Quinn argues strenuously for a more rational approach for the application of numbers to the handicapping procedure. I agree. When I read his early manuscript I told Quinn I wish I had written this book. **FIGURE HANDICAPPING** is such a complete treatment of figures it appears to have closed the door for another on the subject, at least for me.

**FIGURE HANDICAPPING** begins with an illustrative anecdote that puts the entire subject into perspective. "Reggie's Night" describes an evening in a Las Vegas race book experienced by both the author and myself. Reggie was/is a dedicated "sheets" user who seems to have only a nodding acquaintance with the Daily Racing Form. His entire handicapping universe revolves around the numbers contained in the small sheets provided by Thoro-Graph or Ragozin. Quinn makes the point, and I fully agree, that the figures he uses are probably as accurate as any ever known to man, but without basic handicapping

skills and some attention to pace, the Reggies of this world are not playing with all the cards in the deck.

During the day and night described, Quinn and I were in awe as race after race was won by Reggie and his sheets. He seemed to be wearing a path in the carpet between himself and the cashier's window. Finally, Quinn could no longer contain himself. It was past time for the 11th race at the Meadowlands a \$5,000 maiden claimer for horses that literally could not run a step. It seemed like a good time for James to approach Reggie. When asked about his seemingly wonderful day, Reggie's response was that he needed the nine horse to win the last race for him to show a profit for the day. All his winners were enveloped by loser after loser in races that would make no sense to rational handicappers. Reggie was unable to distinguish between solid frivolous bets. That is not unusual for players with a blind adherence to their figures.

The early chapters of **FIGURE HANDICAPPING** detail the theory, the construction, and the practical application of speed and pace figures. Most theories are discussed but the primary emphasis is on the Quirin style pace and speed figures which Quinn uses exclusively. The examples are well chosen and always illustrative of the point at hand. Quinn covers the philosophy behind par times and their part in the creation of a daily variant. He also describes various scenarios for applying pars to the race at hand, especially valuable in judging probable success in surmounting class rises. Quinn goes on to discuss the evolutionary process of the budding figure handicapper: from wide-eyed discovery, to a discouraging dependence on figures, and finally a well rounded figure handicapper. He's right on with this discussion.

Jim moves on to an excellent piece on turf handicapping that presents a number of new concepts to the handicapping public. In essence, the material is a more common use of sustained or late pace that the Sartin users have been long emphasizing in turf races. Quinn presents a comparable method usable by the average player and is probably worth the entire cost of the book. Finally, the message that seems to come across most loudly in **FIGURE HANDICAPPING** is that figures are only part of the handicapping puzzle, albeit a very important one. Blind adherence to a number that represents what has occurred

previously without evaluating the factors present in today's race is to play this game with one hand tied behind your back, Kept within context, figures may be the single most important piece of the handicapping mosaic, but used to the exclusion of other factors may cause a serious drain on the bankroll. I said I wish I had written this book. I haven't changed my mind

Tom Brohamer



Coming next issue....

Follow Up #42,  
in Mid December  
A complete Review and  
in depth analysis of....

---

**BEYER**  
**ON**  
**SPEED**

---



# The Psychology of Winning

Howard G. Sartin, Ph.D

The Summer, 1993 edition of The Journal of Gambling Studies offers some very interesting statistical data which, when properly applied, will solve a persistent and nagging problem dealing with taking profits from our handicapping. Many of you report that you frequently win money proportionate to your win proficiency percentage but then hit a streak where you lose it all back. In most cases this stems from taking fliers and delving into exactas where your horses come in one- three because you have not yet mastered the art of picking a place horse or try to skimp by using only TWO contenders. By far the biggest reasons for concurrent losses is a psychological let down resulting in loss of focus and concentration. The nagging subconscious desire to lose, to let your winnings burn the proverbial hole in your pocket is another, more insidious reason.

Some notable instances of loss streaks occur when horses move from one track on your circuit to another: Hollywood to Del Mar, Del Mar to Oak Tree, Aqueduct to Belmont, Arlington to Hawthorn, etc. You get into a rut, thinking that the win model/profile you've mastered at one track will apply to the next. We've warned about this year after year yet clients still fall prey to it.

Now comes some research data from of all places, a source that is anathema to all seeking handicapping success, the National Council On Problem Gambling, the abstinence boys. My source is an article by Pamela Mobilia, Ph.D from Brooklyn College. She begins by stating that Gambling has become America's latest social addiction. She cites it as being an underlying cause of divorce, crime and even such medical problems as migraine, respiratory and cardio-vascular disease. She makes no

reference to over-population, recession, car jackings, drive by shootings, lack of family values or other more serious social disorders, but lays major blame at the doorstep of gambling.

Her study, summarized over 31 pages of small type, is the culmination of a joint effort by a number of psychiatrists, psychologists and sociologists and was made at casinos and pari-mutuel betting sites throughout North America. So it's about US and not merely a study Bingo players, lottery ticket buyers and casino patrons. The article bears an interesting title: 'THEORETICAL MODEL FOR GAMBLING AS RATIONAL ADDICTION.' Sounds a bit contradictory since, to Mobilia and her colleagues even a WINNER is seen as someone addictive, although RATIONALLY. No mention of successful stock market, commodity or real estate ventures as being addictive, rational or otherwise. These are socially approved speculations and NOT within the province of the healing arts professions.

Their term, RATIONAL ADDICTION, represents a developmental milestone for the healing arts professions. Heretofore ALL forms of gambling have been considered as IRRATIONAL and pathological. We might be willing to consider ourselves addicted - in the parlor definition of the word - such as addicted to our profession, family, loved ones, fishing, golf or handicapping. And most of us are acceptably rational, at least on the surface. So I'm willing to meet Dr. Mobilia half way as a result of this study and USE it to help US.

Here is some data gleaned from their research that may be of help to all of us:

Those addicted to betting the ponies allegedly a with "Luck" we might reasonably expect profit potential "Bursts" of 31.3%. Even a worse case "Short Term" scenario predicts a loss of only 4.5% This is about the same as the house edge percentage in a casino. Translated in terms of pari-mutuel wagering this means that WE can enjoy a profit potential of 94.5% profit IF we make short term investments with maximum skill level and PSYCHOLOGICAL EQUANIMITY.

While I am loathe to concur with the psychiatric mainstream on their stance branding pari-mutuel events as equating with casino games, I must reluctantly agree that many "horseplayers" under the guise of being handicappers, function with the same behavior as casino addicts. Many of our clients DO classify as Problem Gamblers. Around me they are in complete denial. This is because they want to get the latest program and will say what they think I want to hear to achieve their ends. Most do NOT go so far as to subscribe to the Follow Up, however.

Therefore I cannot dismiss the results of this study. It has validity. I have witnessed countless numbers of instances where clients enjoy periods of profit; writing me

glowing letters of their achievements, only to have their bubble burst and wonder what went wrong. Their ensuing cries for help prompt me to question them about the changes in their psychological protocol concurrent with their reverses.

My probes have always hit home. The client's mind subconsciously yielded to the innate pressures that arise when dealing with ANY stochastic situation. The conscious response is malaise, cockiness, carelessness and lack of mental and emotional **CENTERING**: focus on reality. It might all be summed up in the old adage: "Waiting for the other shoe to drop."

It is an incontrovertible fact of our human nature that when dealing with the unknown, a predictive endeavor like handicapping, we suffer a deep fear of loss. When we **WIN** the fear grows until it creates such tension that we **WANT** to lose to **BREAK** that tension. It happens to the best of us. It even happened to Tom Brohamer on a memorable occasion when he won eighteen races in a row. He begged for a loss.

When a one's handicapping suffers a sudden series of losses, mainstream writers choose to call it the "inevitable losing streak." This term is just another hossy myth; a slick rationalization for personal failure. Wins **AND** losses are highly predicable and the **ONE** horse to win bettor can mathematically expect as many as 17 losses in a row. **TWO** horse win bettors, even if less skilled, can anticipate no more than seven losses in a row. The difference lies in the fact that **ONE** horse bettors are accustomed to such a series of losses. **WE'RE NOT!**

I equate sudden lapses in handicapping success with performing on a musical instrument. The performance is going smoothly when all of a sudden the sheet music blows away and the performer is left with no notes to read. Panic ensues. To an improvisational musician, a **JAZZ** performer, this is no problem. He/she was probably not looking at the sheet music anyway. Handicapping is like **Jazz**. It is improvisational, born of feeling and intuition. Musical training, the essential **INFORMATION** necessary to play an instrument is absorbed into the subconscious yes; but the end result, the performance itself, comes from - as a romanticist might say from the soul. Ask Mark Cramer about this. He, above **ALL** the other experts, knows. When we speak of sudden reversals from winning to losing we are dealing with **TENSION CAPACITY**. Each of us has a different level of Tension Capacity. But we all have a limit beyond which our psyche cannot deal. When a winner can no longer bear the tension he/she will temporarily fold. This is a psychological phenomenon and it can happen with no conscious realization. It is like a rubber band expanded to its limit. Before it can be stretched again it must be released. And, if we try stretching it too far, it will break. The same applies to human beings.

We can **ALL** benefit greatly from the findings of Dr. Mobilia and her staff of researchers. Here is the prescription:

Keep your wagering cycles short. Don't get greedy and push when you're sufficiently ahead. Take a spike, a profit and relax. We have always known and this study confirms it, that we often get "killed" both mathematically and Psychological by trying to extend a win streak indefinitely. This particularly applies to the philosophy of the Value Boys. They say that WE may win more over a short haul but they will win in the "Long Run." This is mathematically correct but the problem is that very few of us can withstand long run pressures. Wager in short bursts. If a 20 race cycle taxes your Tension Capacity, decrease to ten. BUT, and this is vital, ALWAYS END A CYCLE ON A WIN! Then begin a NEW cycle without reference to the old. Take heed of the experience A well known author-expert is fond of relating in his lectures. When he first turned pro he built his bankroll up to \$25,000 in the first half year. Instead of chalking up a six month milestone and banking his \$25,000, he continued wagering in an unbroken cyclic continuum. During the next six months he experienced a series of sporadic wins and losses resulting in a final profit tally for the entire year of, yes, you guessed it, \$25,000. From this experience he concluded that EVERYONE was condemned to a maximum annual profit from racing of \$25,000. Being a highly educated person he should have known about tension capacity, adapting his behavior accordingly.

The solution to this kind of problem is fairly simple: Quit after any substantial winning cycle. Take a vacation COMPLETELY away from anything remotely connected with handicapping. Make it an interval long enough to erase all tensions derived from handicapping and wagering. Mentally and emotionally condition yourself to divide each year into several parts. In the of the afore mentioned author-expert, had he divided each year in HALF, calling each half a full year, he would have made \$50,000 in twelve months by conditioning himself to think of each six month period as a full year. Then instead of telling his audiences that the most annual profit they could ever expect from their handicapping is \$25,000, he would say \$50,000.

Tom Brohamer follows this prescription religiously. He goes on golfing excursions and he and Shirley take frequent vacations to exotic places. He always comes back fresh, his win proficiency and average mutuel higher than when he took off.

The average "horseplayer" whose dollars we must unfortunately take when we win, is unaware of cyclic lapses in tension capacity. "Horseplayer" mentality dictates that streaks are attributable to the fortunes of the game, bad luck, chicanery or whatever. We must never fall into their trap if we are to continue taking their money. Always remember, that the problem here is PSYCHOLOGICAL and the way to CURE psychological problems is NOT to go against nature but to cooperate with it; to be in harmony with it. Tension Capacity limitations are a natural human function. Instead of FIGHTING them, we must recognize them and, when our rubber band is stretched

too far, relax it. Let it return to stasis.

If we do not, we will lose our God given elasticity. If that happens we have a REAL problem. Check your own tension capacity. Learn just how long you can go completely centered and totally focused. Then DON'T exceed that time limit. Take a break relax. Smell the flowers

Spencer Toner's Editorship  
applauded by  
American Turf Monthly

### Every Family Needs a Horseplayer

One of our readers recently forwarded a copy of *The Follow Up: The Journal of the Sartin Methodology* to us. The Sartin group's newsletter is an informative, professionally-done publication which also contained the following "advice column" we thought ATM readers might enjoy:

Dear Abby:

I have a problem. I have two brothers. One brother bets on horses, the other was put to death in the electric chair for murder. My mother died from insanity when I was three years old. My two sisters are both hookers and my father sells drugs to high school kids.

I recently fell in love with a girl who was just released from prison...My problem is this: if I marry this girl, how on earth do I tell her about my brother who bets on horses?

Name withheld

"Professionally done  
publication" ?? Are They  
trying to ruin my reputation



**THE NEW METHODOLOGY PROBABILITY & ODDS LINE MAKER**

---

Without a doubt, the greatest contribution to individual handicapping made by computers to date is the ability to create an odds line. Most players find this the hardest thing to do when it comes to handicapping. It is, after all, an important but neglected part of handicapping literature. The calculations required to make a line, whether you choose to make one based entirely on numerical ratings or more subjective criteria, are usually esoteric. With an odds line that reasonably reflects reality based on solid factors, the computer handicapper is freed from the ever-present tendency to wager blindly on the top-rated horse.

**George Kaywood**  
**American Turf Monthly**

I was surprised to see that an article on making a betting line will appear in FOLLOW UP. No doubt prompted by the large number of clients who read and are persuaded by money management experts such as Mitchell, Meadow and Cramer. I offer here an alternative.

Sartin players already have a tool which can perform the same function. That is, determining an advantage (overlay). That tool is the players win rate. The players win rate is his estimation of the combined probabilities of his two best picks winning the race derived directly from his own handicapping. A betting line is nothing more than the players estimation of the true probability of each horse winning the race.

**David Barrios**  
**The Follow Up**

I think that Kaywood's assertion that 'the greatest contribution to handicapping made by computers is the ability to create an odds line' is totally erroneous. No consistent Winner would ever make such a statement unless he is selling an odds line program. Kaywood is. Tom Ainslie agrees with MY assessment that the computer's greatest contribution is to isolate the winner from a field of viable contenders. He has always been able to narrow a race to the three or four horses most likely to win, but says the computer does a super-human job of finding THE winner.

David Barrios IS a winner and has nothing to sell. He's completely familiar with the content of the Yellow Manual and knows that the section on "Line Scores" makes an accurate line based on each individual's handicapping skills and average percentage of winners in 20 races. We've had an Odds Line maker for well over eleven years. If your average win percent is 60%, a COMBINED odds on your designated two horses of 2.5 to one (5-2) will more than break you even and odds of 3-1 will produce a 20% profit. 20% is the profit level that a spokesman for the "Value Boys" say is "Professional level," Note that I said, "designated" two horses, not this "Top Two Figures" nonsense.

I strongly recommend that everyone RE-read David Barrios' article, "MAKING YOUR OWN MORNING LINE," in Follow Up #40.

With all that said we now DO HAVE an ODDS LINE MAKER Program. Jim "The Hat" has been laboring on it for months sending me several versions to test. I went to Oklahoma well before our seminar back there to join Jim to work our any bugs and test the latest version on several hundred races.

Before we look at the program's readouts let me explain a few things about the concept of making your own Morning Line. As you know from reading Follow Up #40, probabilities are derived from the weighting of "Brownie" points assigned to horses based on handicapping data that is subjective although presumably UNIFORM. As an example a typical Morning Line weighting might read like this:

Par Adjusted Final Time	27%
Class Factors	19%
Jockey Factor	08%
Trainer Factors	14%
Earnings Factors	18%
Recency	14%

That's a 100 point line. When Brownie Points add up to less, as in Huey Mahl's example in FU 40, his formula projects to 100. Now I'm NOT suggesting that the factors OR the above weightings are viable. This is just a simplified example of a 100 point Morning Line.

The first and most OBVIOUS thing we must recognize is that THE FACTORS and the WEIGHTINGS are based completely on the line makers warps. Theoretically Lines are based on Statistical Data drawn from long range studies such as those from Fred Davis or William Quirin. Unfortunately such data when compounded into a selection process does NOT produce a win proficiency proportionate to the combined weighting of the component factors. If it did all pools would be minus pools.

Bottom Line = All Lines are subjectively derived.

So, if the factors that comprise the weighting of the line come from the perception of a NON-Winner, the Line will be erroneous and misleading. RESULT CHART data has never produced a Winning Formula. Only procedures derived from Past Performances have ever produced a winning method. This is central to the problem of trusting the kind of Computer generated Odds Line maker Kaywood is so high on.

Re-phrased, such programs use GENERIC not SPECIFIC data for weighting and no set of generic data has ever been weighted to produce a method that wins with consistency. Ask Davis. Ask Quirin.

Generic Data avoids analyzing a horse through specificity but reads more like this:

- 1: Fastest time at distance, last 4 races.
- 2: Highest Class level in the money last four races.
- 3: Fastest time at today's distance, class & surface last 4 races.
- 4: Total Earnings.
- 5: Earnings at today's distance.
- 6: Earnings within 20% of today's class level.
- 7: Rating of Today's Jockey at distance.
- 8: Trainer record at today's distance.

Etc., etc. Once again, the above factors are arbitrary examples of the generic data that relates only INDIRECTLY to a contenders chances in today's race. This is the kind of info that goes into those ODDS LINE makers designed for the skill level limitations of the general handicapping public.

The most viable ODDS MAKER will assign probabilities in conformance NOT from generic factors but from specific factors that produce the winner in the low 5 odds at least 87% of the time! This is an incontrovertible fact because the low 5 odds horses WIN 87% of all races throughout North America.

Computer Generated ODDS LINE programs in which EVERY HORSE in the race must be entered produce ambiguous and distorted probabilities. Any purveyor who says the only way to get an accurate line is by using all entrants is making that rule from a non-winning perspective.

To be truly viable an ODDS LINE maker can look initially at all horses but must have a means of weeding out the contenders with no chance in order to establish a realistic set of probabilities. People like Mark Cramer and Barry Meadow do this by scanning the Daily Racing Form, consulting their memory banks or notebook data on each contender's ability and then make a surprisingly accurate line in their head.

Since we lack the innate skills of a Cramer or a Meadow, we have produced a ODDS LINE maker weighted by the statistical values of the most consistently viable factors in this Methodology.

Let me take you through the program via the same race we used in demonstrating the Beyer/Speed Rating Contender-Pace Finder.

## The 4th at Del Mar

### 1: Using Every Horse in the Race

All lines auto-projected to today's 6.5 furlong distance.

#	NAME	DIST.	1ST CALL	2ND CALL	3RD CALL	FIN. CALL	1st B/L	2nd B/L	Stretch B/L	Final B/L
1	TARA	0.5	22.1	45.0	109.1	115.4	0.00	2.25	0.50	0.75
2	ANG2	0.5	21.3	44.0	109.4	116.3	0.00	0.00	0.00	0.00
3	VALT	0.5	22.0	45.0	110.3	117.0	0.00	0.00	0.00	0.00
4	DOUB	0.5	22.1	45.0	110.3	117.4	0.00	0.00	0.00	0.00
5	APPA	0.5	22.0	45.3	110.3	117.0	0.00	0.00	0.00	0.00
6	JAMI	0.5	23.0	46.0	110.3	117.0	1.50	1.00	0.50	0.00
7	SIMP	0.5	21.0	44.0	109.4	116.3	0.50	0.50	0.00	0.00
8	LUCK	0.5	22.0	45.1	110.4	117.2	0.10	0.00	0.10	0.50
9	LIFE	0.5	22.0	45.3	110.3	116.4	0.50	0.50	0.50	1.75

Here you see a pace line for every horse in the race. When the ODDS MAKER is asked to assign probabilities to more than EIGHT horses it often -though not always - tends to revolt and badly distort the probabilities. This can possibly be corrected at a later date. But to quote Sam Wada: "Anyone needing to enter even as many as seven horses should go back to the drawing board." Perhaps our computer is saying much the same thing: "Anyone NEEDING to enter more than EIGHT, "FIND ANOTHER AVOCATION!"

SO, to get the race down to eight or preferably SEVEN or less, we provide a PRE-SCREENING Readout called here: Deceleration Ratio:

Name	1st	2nd	3rd	Edr	Ldr	Total	
TARA	02.26	100.00	04.41	102.26	104.41	286.67	-2 OK
ANG2	04.65	07.86	01.70	02.50	07.55	284.20	6 ?
VALT	05.76	07.40	09.78	06.16	09.18	277.22	OUT
DOUB	06.54	00.00	02.84	06.54	07.84	281.38	OUT OK
APPA	07.53	03.09	02.11	00.22	07.30	284.11	-4 OK
JAMI	07.91	03.30	02.24	00.11	03.53	277.88	-1 fav OK
SIMP	100.00	09.07	04.18	06.77	03.55	293.65	-1 OK
LUCK	05.06	09.95	03.56	04.11	01.41	286.66	-3 OK
LIFE	07.91	02.95	03.51	00.86	06.46	284.37	-5 OK?

The HIGHEST qualifying totals belong to:

SIMP. TARA. LUCK. APPA. LIFE. ANG2. AND The Favorite, JAMIE.

It should be obvious why we must use the Favorite, regardless. Since you won't know the favorite in advance, include the DRF top consensus horse or Sweeps top choice or, if you get the track program in time, use the track morning line favorite. We want THIS horse IN so we can determine if it is a FALSE favorite AND to see if our top two handicapping designated choices are under or overlaid relative to the favorite.

Having eliminate all but the best seven or eight we can now go back through the program and further eliminate from the QUALIFYING Screen, or go DIRECTLY to Probabilities & ODDS. This is what we see.

Name	Probability	Odds
TARA	.6000	0.67
ANG2	.0064	99.00
APPA	.1647	5.07
JAMI	.0240	40.72
SIMP	.1478	5.77
LUCK	.0088	99.00
LIFE	.0483	19.70

Scratching the two 99-1 horses, ANG2 & LUCK, we see:

Name	Probability	Odds
TARA	.6040	0.66
APPA	.1657	5.03
JAMI	.0329	29.39
SIMP	.1488	5.72
LIFE	.0486	19.57

TARA is TOP choice. Since the Public Made it 8.6 to one. it's Methodology ODDS line of less than even odds and 60% win probability makes it a good bet. It was a good bet when I wagered on it back when it actually ran. But that was before I had ODDS MAKER to tell me it was a good bet. Even the Value Boys should agree on this horse.

Why did it assign such low odds to APPA and SIMP? LOOK AT APPA'S 2nd BACK. Look at SIMP'S Early Fractions last race. Why did it NOT like the favorite, JAMIE to win. It won two back in slower time. And, it did NOT win this race, it placed. The program does not make an ODDS LINE for Place. Those mainstreamers who still think place horses are the second most likely win horses are living in the dark ages.

Look at TARA'S win probability of 60% and let me caution you. That is based on TARA being part of a two horse entry. Please don't think that it means a lone bet on a TARA will win 60% of the time. Is this some Methodology directed gimmick? NO! A long survey of a number of commercially produced computerized odds makers reveals that NONE of them produce an accurate ONE HORSE LINE. The reason: Racing Luck and the fact that in any given race NO CONTENDER will live up to the potential predicted for it. Thus if one wagers on TARA and the next highest METHODOLOGY HANDICAPPING RATED HORSE, one has a 60% chance of winning the race. It so happens that the place horse JAMIE was next rated on Thoromation.

What does this tell us? Most of us have at least a 60% chance of winning EVERY race-when viewed from a 20 race cycle perspective. So why do we need an ODDS LINE MAKER?

WE DON'T if we're at the 60% win level. Still, it's fun to play with. Those who have difficulty in picking contenders and pace lines will find the program helpful in learning the process. To demonstrate the hidden potential of ODDS MAKER, let's enter TARA'S last FOUR races. All are from southern California so we don't have to worry about class differentials.

Here are the entry lines. I've held all beaten lengths to 9.

#	NAME	DIST.	1ST CALL	2ND CALL	3RD CALL	FIN. CALL	1st B/L	2nd B/L	Stretch B/L	Final B/L
1	TARA1	7.0	22.1	45.0	109.3	122.0	3.0	2.25	3.5	6.75
2	TAR2	6.5	23.0	46.0	110.3	117.0	3.5	4.5	5.75	4.75
3	TAR3	7.0	22.1	45.2	110.1	122.3	2.5	2.5	6.5	9.0
4	TAR4	7.0	22.3	46.0	111.4	124.3	9.0	8.75	.5	0.0

ENERGY PROFILE

Average >	Total	Ep	TT	Fin F	%Med	Mp	Mpbl	ESP Type
	167.61	34.03	34.31	31.66	68.34	67.92	5	Sustained
TARA1	170.05	34.39	34.34	31.26	68.74	68.41	2	S/Presser
TAR2	166.73	33.60	34.41	31.99	68.01	67.67	5	Sustained
TAR3	168.62	34.83	33.98	31.18	68.82	68.32	3	S/Presser
TAR4	165.02	33.28	34.51	32.21	67.79	67.25	9	Sustained

To the naked eye, TARA'S winning race on October 29 appears best of the four. That's the naked eye who ignores the fact that TARA'S last race, though beaten 6.75 lengths was superior effort to its WIN. Give this quiz to 100 handicappers and I'll wager that 98 will tell you that is NOT so. The other 2% are winners even as YOU should be.

Here is how ODDS LINE views the four races:













Name	Exdc Deceleration Ratio					
	1st	2nd	3rd	Edr	Ldr	Total
TARA1	99.57	100.00	99.67	199.57	199.67	299.24
TAR2	95.38	98.23	100.00	193.61	198.23	293.61
TAR3	100.00	98.11	98.58	198.11	196.69	296.69
TAR4	93.50	97.51	99.65	191.01	197.15	290.65

Name	Probability	Odds
TARA1	.6559	0.52
TAR2	.0856	10.68
TAR3	.2183	3.58
TAR4	.0401	23.93






























In a strange way we have SPENCER TONER to thank for this program AND for our research into the Beyer/Speed Rating combo average. Watching him agonize over

entering into Thoromation 4 pace lines for each horse wore me out. A to preview still ANOTHER development inspired by TONER, here is a look at the NEW VERSION of Thoromation, updated to use the new Daily Racing Form Running Line Format.

### Thoromation

Spencer Toner's Delight		1 TARA
Thoromation with 12...		2 ANG2
count 'em, 12 horses.		3 VALI
		4 APPA
		5 JAMI
		6 SIMP
		7 LUCK
		8 LIFE
		9 test
		10 tes4
		11 tes3
		12 tes2

### EXDC DECELERATION

			1 TARA
			2 ANG2
			3 VALI
			4 APPA
			5 JAMI
			6 SIMP
			7 LUCK
			8 LIFE
			9 test
			10 tes4
			11 tes3
			12 tes2
EP	MP 45	TP	

Yep, it will take 12 lines. It will be offered as an elective option in the new program for those who feel they need it.

The ODDS MAKER will be on several programs. The one seen here is called SELECTOR II and contains the following menus.

---

M A I N M E N U

---

- 1) S E L E C T O R
- 2) Load A File From Disk
- 3) Class & A.P.V.'s
- 4) Odds Maker
- 5) End Program

---

S E L E C T I O N M E N U

---

- 1) Beaten Lengths
- 2) Entropy
- 3) Hidden Factors
- 4) Phase One
- 5) Probability & Odds

S E L E C T O R

Date & Race # (8 Chars i.e. 020301 ==> test  
Race Comments (Optional) ==> seminar  
Distance Of Today's Race ==> 6.5  
Track Record Today's Distance ==> 113.3

Just as we were putting the FOLLOW UP to bed, Sam Wada came in with a couple of startling readouts. The race in question is the 3rd at Oaktree Santa Anita on October 13, 1993. Sam put his entries through a highly advertised commercial mainstream oriented ODDMAKER program with the following result:



Horse	Probability	Odds
Wild Tech	.1338	6.48
Lord Byron	.1671	4.99
xMoscow MD	.0210	46.70
Candyman Bee	.1821	4.49
Diable Rouge	.4961	1.02

— Won Pdv \$20.40

The eventual winner, MOSCO's probability here is 46.70 to one.

Then he put the same contenders through OUR Odds Line program and saw THIS forecast:

Name	Probability	Odds
Lord	.0661	14.12
Mosco x	.4270	1.34
Candy	.0253	38.47
Diabl	.0545	17.35
Wild	.4270	1.34

+ Won \$20.40

1.34 to one. The horse WON an paid \$20.40.

NOW we know WHY the Value proponents need an odds line maker. Their handicapping programs cannot seem to isolate the true potential of longer priced horses.

**1057**—THIRD RACE. 8Y. Furlongs. Purse \$18,000. Claiming. 3-year-olds and up. Claiming price 25,000-22,500

Index	Horse and Jockey	WL	PP	ST	¼	½	¾	Str.	Fin.	To \$1
9026	Moscow M D, M Pedroza	.118	4	4	3 <sup>hd</sup>	2 <sup>hd</sup>	-	1 <sup>1</sup>	1 <sup>1 1/2</sup>	9.20
9134	Talent Connection, Desormeau	.118	6	5	6 <sup>1</sup>	6 <sup>1/2</sup>	-	4 <sup>hd</sup>	2 <sup>1 3/4</sup>	13.00
9170	Candyman Bee, F Valenzuela	.118	5	1	2 <sup>hd</sup>	3 <sup>1</sup>	-	2 <sup>1/2</sup>	3 <sup>3</sup>	5.10
8327	Diable Rouge, L Pincay Jr	.117	7	2	5 <sup>1 1/2</sup>	5 <sup>1</sup>	-	5 <sup>1 1/2</sup>	4 <sup>1</sup>	1.00
9170	Wild Tech, A Lopez	.118	2	7	7	7	-	6 <sup>1/2</sup>	5 <sup>rk</sup>	8.60
	Lord Byron, G Stevens	.118	3	3	1 <sup>1</sup>	1 <sup>1</sup>	-	3 <sup>1 1/2</sup>	6 <sup>4</sup>	11.10
9035	Star Of Greenwood, A Sells	.118	1	8	4 <sup>hd</sup>	4 <sup>1/2</sup>	-	7	7	4.90

1 No Scratches  
 1 Claimed — Star Of Greenwood-Randy Feldman-Ronald, W Ellis-25,000 Lord Byron-Gary W & Motchy, R Burke-Mike Mitchell-25,000

4—MOSCOW M D ..... 20.40 8.20 3.80  
 6—TALENT CONNECTION ..... 11.00 4.80  
 5—CANDYMAN BEE ..... 3.00

Off: 2:03 Time: :21.4 :44.1 1:06 4/5, 1:15 2/5, Track: Clear & Fast. Winner-b.g.4 Moscow Ballet-Berta Flora Tr-David Bernstein Own-Ronald & Melodie McAtee. Mutuel Pool \$231,065 Exacta Pool \$213,049 Quinella Pool \$34,108.

\$2 EXACTA (4-6) PAID \$210.80  
 \$2 QUINELLA (4-6) PAID \$107.00

ENTROPY II

#	NAME	DIST.	1ST CALL	2ND CALL	3RD CALL	FIN. CALL	1st B/L	2nd B/L	Stretch B/L	Final B/L
1	Lord	6.0	23.2	45.4	58.0	110.1	0.50	1.00	1.50	0.00
2	Mosco	6.5	22.0	45.0	109.2	115.4	2.50	6.50	0.00	0.10
3	Candy	5.5	21.2	44.4	57.1	103.3	10.00	9.75	5.25	1.25
4	Diabl	6.0	22.1	45.2	57.4	110.1	0.50	5.25	0.10	0.20
5	Wild	6.0	22.1	45.1	57.1	109.4	2.25	0.0	0.0	0.0

Name	Total	Hidden	Fx	%Med	Lex	Fin	ESP Type
Lord	169.43	66.60	65.12	67.82	32.18	31.95	Sustained
Mosco	170.85	65.27	66.94	68.17	31.83	32.02	Sustained
Candy	170.73	65.07	67.04	68.20	31.80	31.95	Sustained
Diabl	169.49	64.84	66.77	67.97	32.03	31.82	Sustained
Wild	170.50	65.42	66.17	68.59	31.41	31.50	S/P Presser

Race: 101303 Dist = 6.0 FURLONGS Comments: 4u-25k

Name	Total	MedCall	Par Med	Name	Total	Median	Ote
Candy	170.73	66.73	95.245	Mosco	171.14	67.80	98.506
Mosco	170.85	67.09	94.956	Candy	171.06	67.83	98.460
Diabl	169.48	66.93	94.435	Wild	170.90	68.19	98.368
Wild	170.49	68.18	91.870	Diabl	170.22	67.51	97.978
Lord	169.42	67.23	94.423	Lord	170.18	67.36	97.955

	Matchup		
	Ear	Med	Fin
Pace	34.90	34.42	31.85
Candy	34.90	32.94	31.78
Mosco	34.73	33.07	31.85
Diabl	34.72	32.90	31.61
Wild	34.47	33.73	31.32
Lord	32.95	34.42	31.74

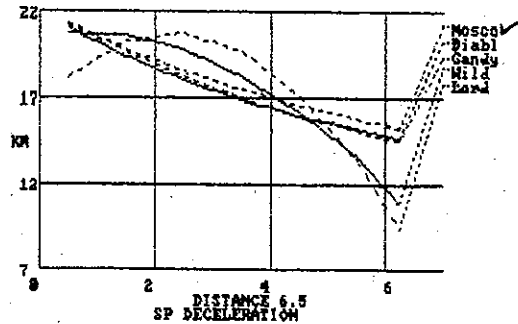
Name	Early	Med	Fin	M C
Candy	100.000	95.702	99.762	97.867
Mosco	99.530	96.092	100.000	98.398
Diabl	99.500	95.297	99.218	98.167
Wild	98.777	98.002	98.325	100.000
Lord	94.408	100.002	99.837	98.595

Deceleration Pars

Name	Mp/dv	He/dv	Td/dv
Candy	95.61	96.48	91.06
Mosco	96.58	96.32	91.71
Diabl	96.39	96.37	91.02
Wild	98.90	92.86	90.86
Lord	96.86	92.22	96.34

Name	Ep/dv	P/dv	He/dv	Td/dv	Pm/dv
Pace	97.695	99.060	100.948	92.557	93.435
Candy	97.866	98.716	104.242	99.762	101.937
Mosco	98.862	98.582	104.067	100.472	101.628
Diabl	98.660	97.997	104.114	99.717	101.071
Wild	101.238	98.931	100.330	99.542	98.325
Lord	99.142	97.666	99.635	105.538	101.057

Name	Ep/dv	P/dv	He/dv	Td/dv	Pm/dv	Total
Wild	1	1	5	5	5	17
Mosco	2	3	1	2	1	9
Diabl	3	5	3	4	4	19
Candy	4	4	2	3	2	15
Lord	5	2	4	1	3	15



Sam Wada's Readouts from ENTROPY II with KGEN is shown above.

The Follow Up #39 Contest Race

HOLLYWOOD PARK

8



1 MILE. (Turf). (1,324) 50th Running of THE SHOEMAKER HANDICAP (Grade II). (Formerly the Premiere Handicap). \$100,000 added. 3-year-olds and upward. By subscription of \$100 each, which shall accompany the nomination, \$1,000 additional to start, with \$100,000 added, of which \$20,000 to second, \$15,000 to third, \$7,500 to fourth, and \$2,500 to fifth. Weights, Tuesday, April 26. Starters to be named through the entry box by closing time of entries. Hollywood Park (1993) the right not to divide this race. Should this race not be divided and the number of entries exceed the starting gate capacity, highweights on the scale will be preferred and an also eligible list will be drawn. Total earnings in 1993 will be used in determining the order of preference of horses assigned equal weight on the scale. Failure to draw into this race at scratch time cancels all fees. Trophies will be presented to the winning owner, trainer and jockey. Closed Wednesday, April 14, 1993, with 18 nominations.

LASIX—C. Sam Maggio, Lomitas—Gb, Journalism, Claret—Ir, Luthier Enchanteur, Brief Truce, Leger Cat—Ar.

C. Sam Maggio

STEVENS G I (5 1 0 0 20)

Own.—Katherine Lynn

10Apr93-BSA fm 1 @-474 1:12 1:35

10Apr93-75A fm 1 @-463 1:10 1:34

10Oct92-11F px 1st 1 1/4 @-474 1:13 1:50

15Sep92-11F px 1st 1 1/4 @-453 1:10 1:43

25Sep92-30m fm 1 1/4 @-461 1:12 1:48

10Apr92-20m fm 1 1/4 @-471 1:11 1:42

10Apr92-30m fm 1 1/4 @-474 1:11 1:35

5Jul92-4H ol fm 1 1/4 @-463 1:10 1:40

11Jan92-5H ol fm 1 1/4 @-474 1:12 1:42

LATEST WORKOUTS Apr 18 Hol 5F 1:01 1/2 H

Table with columns for horse name, age, sex, color, sire, dam, trainer, jockey, weight, and race results. Includes entries for El Rincon H, Pedroza M A, Castaneda M, Malatani C S, Pedroza M A, Stevens G L, and others.

Lomitas—Gb

DELHOUSSAYE E (1 1 1 1 10)

Own.—Jacobs Walter J

17Mar93-25A fm 1 1/4 @-471 1:10 1:44

26Jul92-60-usseldorf(Ger) gd 1 1/4 2:29

28Jul92-60-Hamburg(Ger) gd 1 1/4 2:30

3May92-60-Baden(Baden) gd 1 1/4 2:16

20Sep92-60-Cologne(Ger) gd 1 1/4 2:34

22Sep92-60-Cologne(Ger) gd 1 1/4 2:27

25Sep92-60-Baden(Baden) gd 1 1/4 2:28

28Jul92-60-usseldorf(Ger) gd 1 1/4 2:24

7Jul92-60-Hamburg(Ger) gd 1 1/4 2:10

LATEST WORKOUTS Apr 19 SA 5F 1:26 1/2 H

Table with columns for horse name, age, sex, color, sire, dam, trainer, jockey, weight, and race results. Includes entries for Alw 25000, Delshoussaye E, Boschert A, Platini 180, Lomitas 134, Hendo Mondo 128, Lomitas 133, Lomitas 132, Lomitas 127, Lomitas 124, Lomitas 123, Lomitas 122, Lomitas 121, and others.

Journalism

SOLIS A (1 1 1 1 10)

Own.—St-john Richard J

10Apr93-20G fm 1 1/4 @-464 1:10 1:44

10Apr93-75A fm 1 @-463 1:10 1:34

10Apr93-25A fm 1 @-461 1:11 1:36

10Apr93-25A fm 1 @-462 1:10 1:36

10Oct92-11F px 1st 1 1/4 @-461 1:10 1:42

10Apr92-75A fm 1 @-454 1:09 1:34

17Oct92-68H fm 1 @-474 1:12 1:30

27Sep92-11F px 1st 1 1/4 @-46 1:11 1:42

10Apr92-68W ay 1 @-46 1:12 1:37

LATEST WORKOUTS Apr 20 SA 4F 1:40 1/2 H

Table with columns for horse name, age, sex, color, sire, dam, trainer, jockey, weight, and race results. Includes entries for Solis A, Journalism 167, Journalism 164, Journalism 163, Journalism 162, Journalism 161, Journalism 160, Journalism 159, Journalism 158, Journalism 157, Journalism 156, Journalism 155, Journalism 154, Journalism 153, Journalism 152, Journalism 151, Journalism 150, Journalism 149, Journalism 148, Journalism 147, Journalism 146, Journalism 145, Journalism 144, Journalism 143, Journalism 142, Journalism 141, Journalism 140, Journalism 139, Journalism 138, Journalism 137, Journalism 136, Journalism 135, Journalism 134, Journalism 133, Journalism 132, Journalism 131, Journalism 130, Journalism 129, Journalism 128, Journalism 127, Journalism 126, Journalism 125, Journalism 124, Journalism 123, Journalism 122, Journalism 121, Journalism 120, Journalism 119, Journalism 118, Journalism 117, Journalism 116, Journalism 115, Journalism 114, Journalism 113, Journalism 112, Journalism 111, Journalism 110, Journalism 109, Journalism 108, Journalism 107, Journalism 106, Journalism 105, Journalism 104, Journalism 103, Journalism 102, Journalism 101, Journalism 100, Journalism 99, Journalism 98, Journalism 97, Journalism 96, Journalism 95, Journalism 94, Journalism 93, Journalism 92, Journalism 91, Journalism 90, Journalism 89, Journalism 88, Journalism 87, Journalism 86, Journalism 85, Journalism 84, Journalism 83, Journalism 82, Journalism 81, Journalism 80, Journalism 79, Journalism 78, Journalism 77, Journalism 76, Journalism 75, Journalism 74, Journalism 73, Journalism 72, Journalism 71, Journalism 70, Journalism 69, Journalism 68, Journalism 67, Journalism 66, Journalism 65, Journalism 64, Journalism 63, Journalism 62, Journalism 61, Journalism 60, Journalism 59, Journalism 58, Journalism 57, Journalism 56, Journalism 55, Journalism 54, Journalism 53, Journalism 52, Journalism 51, Journalism 50, Journalism 49, Journalism 48, Journalism 47, Journalism 46, Journalism 45, Journalism 44, Journalism 43, Journalism 42, Journalism 41, Journalism 40, Journalism 39, Journalism 38, Journalism 37, Journalism 36, Journalism 35, Journalism 34, Journalism 33, Journalism 32, Journalism 31, Journalism 30, Journalism 29, Journalism 28, Journalism 27, Journalism 26, Journalism 25, Journalism 24, Journalism 23, Journalism 22, Journalism 21, Journalism 20, Journalism 19, Journalism 18, Journalism 17, Journalism 16, Journalism 15, Journalism 14, Journalism 13, Journalism 12, Journalism 11, Journalism 10, Journalism 9, Journalism 8, Journalism 7, Journalism 6, Journalism 5, Journalism 4, Journalism 3, Journalism 2, Journalism 1, Journalism 0.

Claret—Ir

ATKINSON P (-)

Own.—Palmer Henry

28Mar93-70G gd 1 1/4 @-453 1:09 1:42

10Apr93-BSA fm 1 1/4 @-46 1:10 1:36

12Feb93-BSA fm 1 1/4 @-453 1:10 1:34

10Apr92-75A fm 1 @-462 1:10 1:34

10Apr92-57M fm 1 1/4 @-464 1:10 1:42

10Oct92-BSA fm 1 1/4 @-462 1:10 1:40

10Apr92-40m 1st 1 1/4 @-461 1:10 1:34

10Apr92-40m 1st 1 1/4 @-462 1:10 1:34

10Apr92-40m 1st 1 1/4 @-462 1:10 1:34

10Apr92-40m 1st 1 1/4 @-462 1:10 1:34

10Apr92-40m 1st 1 1/4 @-462 1:10 1:34

10Apr92-40m 1st 1 1/4 @-462 1:10 1:34

10Apr92-40m 1st 1 1/4 @-462 1:10 1:34

10Apr92-40m 1st 1 1/4 @-462 1:10 1:34

10Apr92-40m 1st 1 1/4 @-462 1:10 1:34

10Apr92-40m 1st 1 1/4 @-462 1:10 1:34

10Apr92-40m 1st 1 1/4 @-462 1:10 1:34

Table with columns for horse name, age, sex, color, sire, dam, trainer, jockey, weight, and race results. Includes entries for Domello H, San Marino H, Alw 25000, Alw 30000, Alw 35000, Alw 40000, Alw 45000, Alw 50000, Alw 55000, Alw 60000, Alw 65000, Alw 70000, Alw 75000, Alw 80000, Alw 85000, Alw 90000, Alw 95000, Alw 100000, Alw 105000, Alw 110000, Alw 115000, Alw 120000, Alw 125000, Alw 130000, Alw 135000, Alw 140000, Alw 145000, Alw 150000, Alw 155000, Alw 160000, Alw 165000, Alw 170000, Alw 175000, Alw 180000, Alw 185000, Alw 190000, Alw 195000, Alw 200000, Alw 205000, Alw 210000, Alw 215000, Alw 220000, Alw 225000, Alw 230000, Alw 235000, Alw 240000, Alw 245000, Alw 250000, Alw 255000, Alw 260000, Alw 265000, Alw 270000, Alw 275000, Alw 280000, Alw 285000, Alw 290000, Alw 295000, Alw 300000, Alw 305000, Alw 310000, Alw 315000, Alw 320000, Alw 325000, Alw 330000, Alw 335000, Alw 340000, Alw 345000, Alw 350000, Alw 355000, Alw 360000, Alw 365000, Alw 370000, Alw 375000, Alw 380000, Alw 385000, Alw 390000, Alw 395000, Alw 400000, Alw 405000, Alw 410000, Alw 415000, Alw 420000, Alw 425000, Alw 430000, Alw 435000, Alw 440000, Alw 445000, Alw 450000, Alw 455000, Alw 460000, Alw 465000, Alw 470000, Alw 475000, Alw 480000, Alw 485000, Alw 490000, Alw 495000, Alw 500000, Alw 505000, Alw 510000, Alw 515000, Alw 520000, Alw 525000, Alw 530000, Alw 535000, Alw 540000, Alw 545000, Alw 550000, Alw 555000, Alw 560000, Alw 565000, Alw 570000, Alw 575000, Alw 580000, Alw 585000, Alw 590000, Alw 595000, Alw 600000, Alw 605000, Alw 610000, Alw 615000, Alw 620000, Alw 625000, Alw 630000, Alw 635000, Alw 640000, Alw 645000, Alw 650000, Alw 655000, Alw 660000, Alw 665000, Alw 670000, Alw 675000, Alw 680000, Alw 685000, Alw 690000, Alw 695000, Alw 700000, Alw 705000, Alw 710000, Alw 715000, Alw 720000, Alw 725000, Alw 730000, Alw 735000, Alw 740000, Alw 745000, Alw 750000, Alw 755000, Alw 760000, Alw 765000, Alw 770000, Alw 775000, Alw 780000, Alw 785000, Alw 790000, Alw 795000, Alw 800000, Alw 805000, Alw 810000, Alw 815000, Alw 820000, Alw 825000, Alw 830000, Alw 835000, Alw 840000, Alw 845000, Alw 850000, Alw 855000, Alw 860000, Alw 865000, Alw 870000, Alw 875000, Alw 880000, Alw 885000, Alw 890000, Alw 895000, Alw 900000, Alw 905000, Alw 910000, Alw 915000, Alw 920000, Alw 925000, Alw 930000, Alw 935000, Alw 940000, Alw 945000, Alw 950000, Alw 955000, Alw 960000, Alw 965000, Alw 970000, Alw 975000, Alw 980000, Alw 985000, Alw 990000, Alw 995000, Alw 1000000.

Luthier Enchanteur

Table with columns for horse name, sex, age, sire, dam, and race results. Includes entries for Luthier Enchanteur and other horses like Norwich-GB115.

Brief Truce

Table with columns for horse name, sex, age, sire, dam, and race results. Includes entries for Brief Truce and other horses like Paradise Creek 122.

Leger Cat Ar

Table with columns for horse name, sex, age, sire, dam, and race results. Includes entries for Leger Cat Ar and other horses like Luthier Enchanteur.

Steinbeck

Table with columns for horse name, sex, age, sire, dam, and race results. Includes entries for Steinbeck and other horses like Duban Champion.

The Follow Up #39  
Contest Race

AS PROMISED HERE IS THE RACE AND THE WINNING READOUTS FROM OUR FOLLOW UP #39 CONTEST RACE.

There were dozens of winning entries. The one's that qualified under the earliest postmark criteria were announced last issue.

As you can see, clients won the race using programs that ranged from Phase ONE, THREE, ENTROPY, SYNERGETIC MATCHUP and THOROMATION. Not all clients used the same contenders or pace lines in winning this race. This gives weight to my statement that there is NO SUCH THING as a R I G H T paceline. Pace lines are either appropriately predictive or they are NOT. Each winning client use a program of choice and analyzed the race from an individual perspective. Yet each WON. Yes, there ARE many ways to skin a cat!

The Winning Readouts

Phase I

	EPR	FFR	TPR	DIF
JOURNAL	103	93	196	-10
BRIEF	96	98	194	2
LEGER	89	98	187	9
LUTHIER	90	92	182	2
C. SAM	89	90	179	1
LOMITAS	86	92	178	6

Phase III

Name	F W	E P	S P
LOM1E	54.34	54.80	53.88
JOU2P	54.57	54.97	54.18
LUT2S	54.44	54.65	54.22
BRI1S	54.17	54.00	54.35
LEG2S	54.58	54.37	54.80










NAME	W	E	S	T	L	D	MED	E
LEG2S	1	4	1	2	1	1	66.40	
wJOU2P	1	1	3	3	4	2	67.38	
LUT2S	2	3	3	4	3	3	67.08	
p LOM1E	3	2	4	5	5	5	67.41	
S BRI1S	4	5	2	1	2	4	66.64	

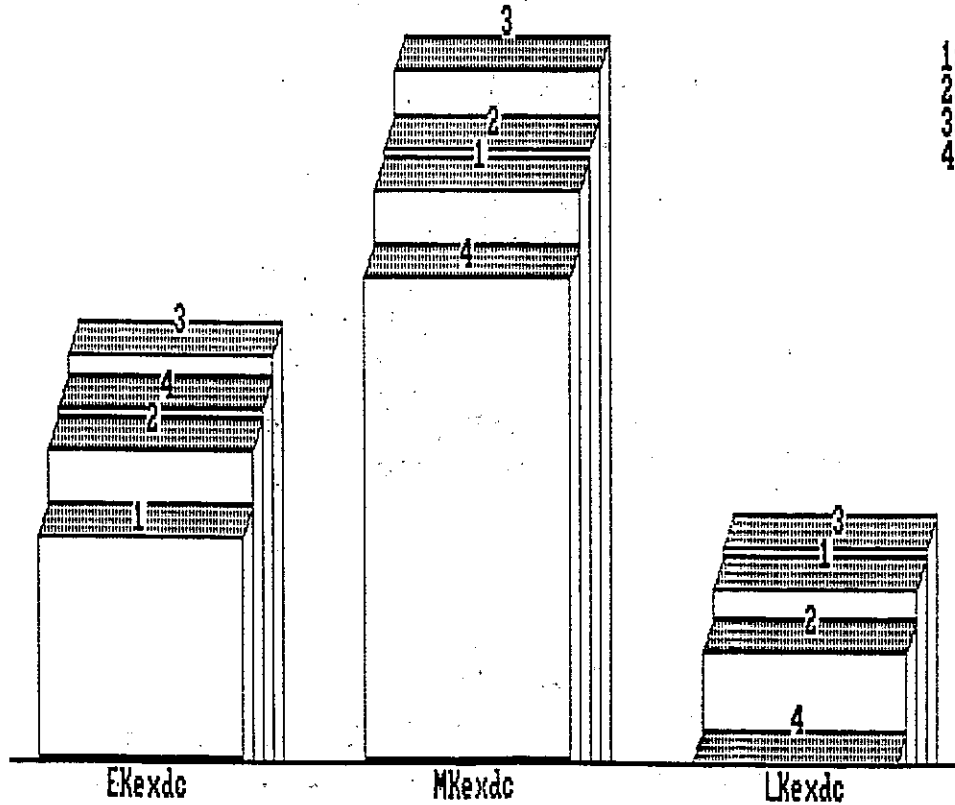
NAME	F-1	F-2	F-3
Dream	54.80	56.61	55.24
LOM1E	54.80	54.80	52.97
JOU2P	54.58	55.73	53.38
LUT2S	54.32	55.30	53.79
LEG2S	53.88	55.30	55.24
BRI1S	52.68	56.61	54.69

NAME	2nd Call	B/L
JOU2P	0.00	
LOM1E	0.74	
LUT2S	1.40	
LEG2S	2.68	
BRI1S	4.30	

Thoromation

TWO different clients using TWO Different perspectives. Winner is a bet BOTH ways.

	1 sam		1 SAM
	2 lomit		2 LOM
	3 Jour.		
	4 leger		3 JOU
	5 stein		4 LUT



Exdc Deceleration Ratio				
Name	1st	2nd	3rd	TOTAL
LUT	100.00	99.69	96.67	296.36
JOU	99.17	100.00	99.13	298.30 - W
LOM	99.13	99.47	98.92	297.02
SAM	97.91	98.66	100.00	296.57

Energy

\*\*\*\*\*

Race: H0L08 Dist = 8.0 FURLONGS Comments:

Name	Total	RAW	
		Median	Factor X
JOURN	167.12	67.31	66.22
LOM	166.37	67.23	66.38
C.SAM	166.16	66.89	66.33
LUTH	164.19	67.74	66.47
LEGER	163.66	67.66	66.82

Name	Total	Median	Lex
			Automatic ADJUSTED
JOURN	166.97	67.42	32.57
LOM	166.48	67.14	32.85
C.SAM	166.34	66.75	33.24
LUTH	165.01	67.06	32.93
LEGER	164.66	66.84	33.15

Pace	Matchup		
	F 1	F 2	F 3
LEGER	34.07	32.77	31.93
LUTH	33.87	33.18	31.92
JOURN	33.59	33.82	32.74
LOM	33.57	33.57	32.72
C.SAM	33.16	33.58	33.02

Name	Varius Units of Energy		
	Emuv	Smuv	uXr
C.SAM	0.076	0.076	0.151
JOURN	0.000	0.095	0.095
LOM	0.031	0.133	0.164
LUTH	0.017	0.384	0.401
LEGER	0.063	0.427	0.490

PARAGON A	PARAGON B	ENERGIZER	VARIEGATE
JOURN	JOURN	JOURN	Sustained

RANKINGS

	EP	PR	HE	SP	LX	FX	Muv
JOURN	1	1	2	1	2	1	0.00
LOM	2	2	3	2	3	2	0.51
LUTH	3	4	4	3	5	5	0.52
C.SAM	4	3	1	2	1	3	1.68
LEGER	5	5	5	4	4	4	0.68

Paragon A

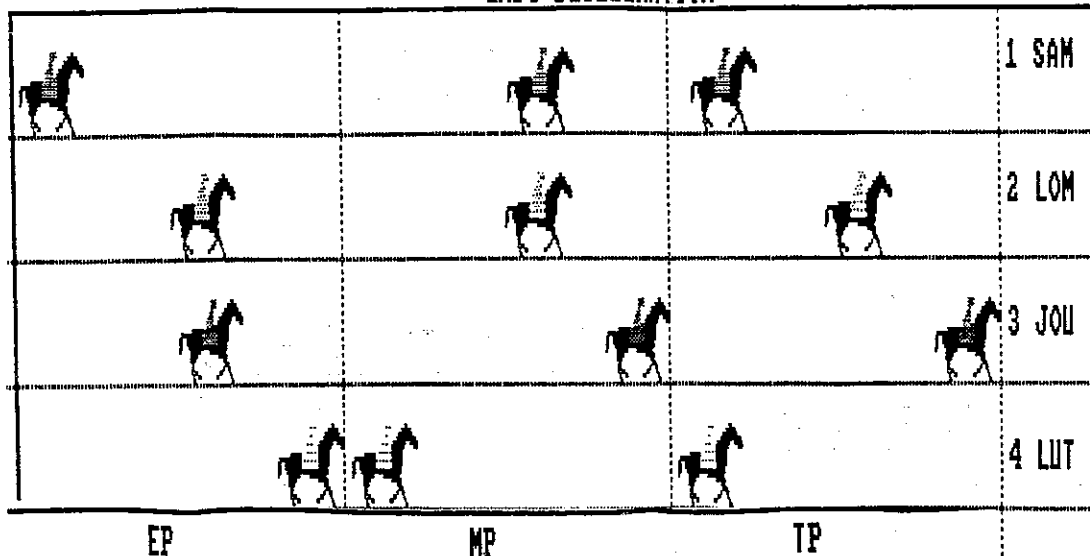
JOURN	████████████████████
LOM	██████████████████
C.SAM	████████████████

Paragon B

JOURN	████████████████████
LOM	██████████████████
C.SAM	████████████████

Synergetic Matchup

EXDC DECELERATION



ENTROPY

①

#	NAME	DIST.	1ST CALL	2ND CALL	FIN. CALL	1st B/L	2nd B/L	Stretch B/L	Final B/L
1	SAM	8.0	47.4	111.2	135.0	0.00	0.00	1.50	5.50
2	LOM	8.0	47.1	110.4	134.4	0.00	0.00	0.50	3.50
3	JOU	8.0	46.3	110.1	134.2	3.50	0.50	0.00	0.00
4	LUT	8.0	46.1	110.2	135.2	5.50	2.50	0.20	1.50
5	LEG	8.0	46.1	110.2	135.2	4.00	5.50	4.75	4.75
6	L								

KINETIC GENERATOR  
\*\*\*\*\*

② Race: Dist = 8.0 FURLONGS Comments: SHOE HC

ENERGY FACTORS

Name	Total	Hidden	Fx	Med	Lex	3rd	ESP Type
SAM	166.16	66.76	66.34	67.04	32.96	33.17	Sustained
LOM	166.28	66.36	66.36	67.44	32.56	32.80	Sustained
JOU	167.12	66.46	66.23	67.64	32.36	32.85	Sustained
LUT	164.19	65.78	66.48	67.48	32.52	32.13	Sustained
LEG	163.67	65.51	66.82	67.29	32.71	32.16	Sustained

ENTROPY  
\*\*\*\*\*

SORT DC/V COMPOSITE

Low = Best

Name	Ep/dv	P/dv	He/dv	Td/dv	Pm/dv	Total
LEG	5	3	4	5	4	21
LUT	3	1	5	4	5	18
JOU	1	2	3	2	2	10
LOM	2	4	2	3	3	14
SAM	4	5	1	1	1	12

ENTROPY  
\*\*\*\*\*

SORT DC/V COMPOSITE

Low = Best

Name	Ep/dv	P/dv	He/dv	Td/dv	Pm/dv	Total
LUT	3	1	4	4	4	16
JOUR	1	2	3	2	2	10
LOM	2	3	2	3	3	13
SAM	4	4	1	1	1	11

The Results

**7044**—EIGHTH RACE. One Mile Turf. Purse \$100,000-added. "Shoemaker Handicap." 3-year-olds and up. Note: Roll down.

Index	Horse and Jockey	WL	PP	ST	¼	½	¾	Str.	Fin.	To \$1
(6552)	Journalism, A Soles	114	3	1	2 1/2	2 1/2	1hd	1 1/2	1 1/2	15.50
(6521)	Lomitas (GB), E Delahoussaye	118	2	7	7	7	6 2/2	2 1/2	2 1/2	3.50
---	Brief Truce, P Valenzuela	122	6	5	5 3/2	4 1/2	4 1/2	2 1/2	3 2	1.90
(6463)	Lager Cat (Arg), C Nakatani	116	6	3	4hd	5 1/2	5 1/2	5 1/2	4 1	3.50
6688	C. Sam Maggio, G Stevens	114	1	2	1 1	1 1	2 1/2	3 1/2	6 1/2	12.10
6463	Luther Enchanteur, Desormeaux	118	4	4	3 1	3hd	3 1/2	4 1	5 1/2	3.50
6639	Steinbeck, C McCarron	115	7	8	6 2/2	6 3	6 2/2	7	1	20.10

Scratched — Claret.

Note — Time of Race equals course record.

3—JOURNALISM	33.00	10.00	8.00
3—LOMITAS	4.00	3.40	
6—BRIEF TRUCE			3.20

Off: 5:13 Time: :23.2 :46 3 1:09 4/5, 1:32 4/5. Track: Clear & Firm. Winner-dbb.g.88  
Publicly-Knowledgeable Lady Tr-W Dollase. Mutuel Pool \$393,563. Exacta Pool \$377,229.

\$2 EXACTA (3-2) PAID \$157.00



---

---

# Q & A WITH THE DOC

---

---

I've received a lot of questions from apparent newcomers to the Methodology, the answers to which might serve to help others trying to use our concepts for the first time. Experience tells me that many old timers might benefit from a little refresher course.

A Q that repeatedly crops up deals with the difference between visual and the Energy and/or Kinetic Generator E.S.P.

(1) The VISUAL ESP can be misleading EXCEPT to identify Need To Lead Horses. Except to those with the eye of a Bradshaw or Brohamer the Computer generated ESP is far more predictive, especially in Routes.

Another Q deals with determining WHICH is the BEST pace line in the last three:

(2) My experience is that the pace line that appears "Best" visually is seldom the best when seen on the Stop Action screens or on Thoromation. People tend to regard "Best" pace line as best finish. Not so in predicting winners. The Highest Speed Rating in the last three at a comparable distance, surface and class is MORE productive. I suggest that you re-do all the races you lost testing the line you perceive as "Best" from mainstream literature against the one with the better speed rating. Let your results be your answer. You will most likely discover that the speed rating will give you a better feel for the appropriate line than a mainstream oriented best finish. Of course when both lines are the same, you have a bonus. Using the speed rating in conjunction with the Match Up, as taught by Bradshaw, is ideal. This procedure weighs a horse's over-all ability against today's projected pace. The sad fact is that few clients can duplicate Bradshaw's skill. You should all keep working at it but in the meantime.

**(3) Use Entropy and Thoromation or Synergetic Matchup readouts. They come as close as anything to duplicating the skills of Bradshaw and others of us who can visually perceive the Match Up. Let these readouts TRAIN your eye! And, please, READ the Match Up Manual.**

**Then there is the perennial question that arises when a client has LOST a race and then gets a FOLLOW UP that shows me, or another contributor, winning the SAME race.**

**(4)The difference between your results and mine might lie in the pace line used, in the adjustment chosen, or in read- out interpretation. BUT, perhaps surprisingly, it MOST OFTEN lies in your choice of the OTHER, non-winning or placing horses you put into the computer. This harkens back to Bradshaw's "One Bad Horse" injunction. Stick in a "bad" horse from an inappropriate line and you change the entire configuration and energy distribution factors of the race.**

**MY ADVICE: Instead of focusing so much on who you put IN the race do a post race study of the Horse (s) which, if you scratched would make the true winner come up in the Top 2. Instead of looking so hard to find the winner, get a better handle on the horses that CANNOT WIN!**

**And, lots of questions on WHICH Synergetic Match Up or Thoromation adjustment to use. These Q's are always accompanied by a reminder of the fact that both Bradshaw and Brohamer SAY they never 2 adjust.**

**(5) I'm more like a client and a less gifted handicapper than either Bradshaw or Brohamer. Like most clients I tend to get a lot of situations where the two adjust is called for.**

**Bradshaw doesn't use the 2 adjust because he gets the race down to no more than three contenders making a 2 adjust superfluous. Brohamer adjusts BEFORE entering horses. Ironically when the BRO sends me races that he has done for seminar manuals or The Follow Up he never sends computer readouts because he has no printer. The ONLY way I win his races; get the same order of finish he does, is through the TWO ADJUST - WHEN it is called for. From this I gather that Brohamer's par-variant adjustment procedure produces the same effect as a 2 Adjust.**

**But MOST IMPORTANT, this works because Bradshaw and Brohamer and, apparently I, enter viable contenders from appropriate pace lines. The bottom line here is that the 2 Adjust PROPERLY and JUDICIOUSLY used can make the least of us get the kind of results we've come to expect from a Brohamer or Bradshaw. As an example, look at the 4th at DEL MAR Race herein. I put ELEVEN lines into**

the computer. The 2 Adjust was called for. I used it and the WINNER & PLACE Horse emerged 1-2. Or....

Instead of 2 Adjusting, just look at the "Opposite" Screen. See FU #40. Then MODEL your results by printing out your Thoromation and Stop Action Screen Pictures.

Another persistent question deals with using the AUTO PROJECTOR.

**(6) You should AUTO PROJECT only when the lines are NOT from the SAME DISTANCE but within the same distance structure (Sprint or Route). The AUTO PROJECT works magic here.**

**NEVER project FIVE furlong races and be careful when trying to project 5.5 furlong races to distances OVER 6.5 furlongs. NO auto project formula INCLUDING PARS can predict what short distance horses will do beyond a certain number of extended furlongs. I NEVER auto project a sprint into a route. It makes the sprinter TOO FAST. However, if you do you will always have a winner when a sprinter actually DOES win the route.**

**Many clients say they are entering ALL of a horse's lines through Entropy using the BEST. This is a learning tool NOT a handicapping procedure. Try going back no more than 3 races looking for similar distance, surface and class (lower ONLY IF dropping; higher only after a GOOD performance). Go back 4 ONLY IF two of the first three lines were at a different distance, surface or MUCH higher class.**

**Look at Speed Ratings plus variant. The top 5 win 89% of all races. The Top 4 (and Ties win 77%) Don't worry about final beaten lengths IF a horse has an 80 adjusted speed rating or is within 3 of the average of the fastest at the distance in the race. Never enter more than 9 beaten lengths at ANY call. The computer will ADvantage a horse who gains from MORE than 9 beaten lengths.**

**When you LOSE a race or leave out a winner, IMMEDIATELY go back and see what you could have done to win it. Study your readouts and see WHERE the winner appears relative to the THREE panels on your stop action screens. (EP-MP-TP). Model this. YOUR PICTURES are your best Brohamer Model. Confucius was right. They're worth more than a thousand words of handicapping instruction.**

**When a horse seems to be in your top 2 but does NOTHING, look at the line you actually entered vs. a line reflecting today's performance. Regress, regress, regress! Go over each losing race and see HOW you could have won it. If you could NOT possibly have, forget it. If you could have, remember the lesson you**

learned and apply it next time. That's exactly what Jim, Brohamer, Myself and the other successful members have done. Once we were ALL (except Brohamer, of course) as non-proficient as ANY client.

In the beginning we ALL (including Brohamer at some point) had NO past experience in racing. We LEARNED to win by DOING. By making mistakes and LEARNING from them. We had no computers that would IDENTIFY those mistakes at a glance. YOU DO!

I have repeatedly warned Clients against using percent Early or Median as a primary tool for eliminating contenders. Yes, tracks, surfaces and distances DO impose certain Early/Late PARAMETERS for winners. The percent Early or Median can be in a range that is TOO high or TOO low to produce winners. BUT THERE IS NO SUCH THING AS Early or MEDIAN Energy PARS. This fact came home to roost recently to one client who had apparently read James Quinn's FIGURE HANDICAPPING and accepted Sir James' notion of Percent Early PARS. Consequently he missed a \$39 winner named ORCHARD. Apparently ORCH's percent Early was NOT up to his win par profile.

Sadly, I suspect this will be a growing, not a diminishing problem as Quinn's book proliferates. But even more of a problem with the big sales that will be recorded for Beyer's New Book. Andy has a whole segment in BEYER ON SPEED in which he describes Quinn's use of the "The Sartin Methodology to develop ENERGY PARS at Del Mar."

I repeat once and for ALL: THERE IS NO SUCH ANIMAL AS PERCENT EARLY, OR ANY OTHER KIND OF ENERGY PAR! Let the losers believe in this myth, NOT any of US! On that subject here is what I wrote the client:

Dear

It is difficult for me to understand HOW you did NOT have ORCHAR as a bet. It was tied with SUNDAY for the BEST line score:

LINE SCORE - SORT- LOW is best.

ORCHAR:	1-3-1-1	= 6
SUNDAY	1-1-2-2	= 6
BOX	3-4-2-3	= 12
NOTW	5-5-4-4	= 18
RUFF	4-2-5-4	= 15

You had this \$39.20 horse right on top. I'm at a loss to understand why you did not bet it. Please write me an explanation.

THREE things about your problem disturb me.

1: You say you're COMPARING Phase 1-2-3 and in so doing are confused. I would be too. We specifically state that you should settle on ONE program. Preferably an advanced one if you truly wish to make money from your handicapping. However, Phase III was certainly up to the task in THIS race. COMPARING PROGRAMS IS TABOO.

2: YOU are turning Percent Early into a fixed Par and eliminating horses that don't fit the percentage that you perceive is winning. This is folly! Percent Early and/or Median are only tools NOT deciding factors.

3: You say that you are using the VARIANT segment of your Phase III program to select contenders. While that seem to work in the case of THIS race, NOWHERE in our instruction manuals do we say to do so. You also say that you used the LAST race for all contenders. That is fine when it is an applicable procedure. I trust you are NOT making a rule of this.

**We must NEVER forget the predictive power of the Lines Scores. They are the precursor of the BROHAMER MODEL. When one has NO model the line score values are STILL very powerful. In Phase III the Line Scores were based on Factor W, Early Pace, Sustained Pace and, when applicable, FACTOR X. In our more advance programs, Synergetic Matchup and Thoromation, Line Scores are based on Early Pace, Mid Pace and Total as depicted by the Stop Action Instant PREplay screens. IN Thoromation ONLY, the numbers from the DECELERATION RATIO readout are the best corollary. These programs make their own Brohamer Model.**

**NOW I will turn the Q&A over to the venerable one, HAROLD BYRD. He is an octogenarian plus who keeps reminding me, in my own superannuation, that I'm still young enough to be his son. What a comfort and inspiration to know that a man 20 years my senior is still one of the sharpest individuals and winning handicappers in the world.**

**Harold used to live in Las Vegas. Before the Vegas books co-mingled, BYRD was one of our first clients to be cut off by virtually every book in town for consistently WINNING. In this article he focuses on the stubborn RESISTANCE of a New York client who, while seeking advice, has refused so far to take it. This client regards handicapping concepts as a matter of "opinion." In no uncertain terms Harold explains herein that opinions count only when they are supported by frequent trips to the payoff window.**

**First the "Questions" - really statements from the client, then Harold Byrd's succinct answers:**

Dear Mr. Byrd:

Thank you for the time you gave me analyzing my letter, your thoughts and observations.

With reference to the O's, +s and O's with the inserted +, I do not do it physically but mentally, I started doing it after the seminar and after a period of time thought it was a meaningless exercise. Since all horses in a race participate in its outcome, I input all horses into the computer. The Entropy program points out the Early, Stalker and closers in the field, since Belmont and Saratoga have been designated as Sustained tracks this becomes a leading indicator for me.

I make adjustments to the S.R. and lengths when the DRF reports a 3W,4W or 5W move into the stretch, at one time a long layoff would tell you the horse may need one, here they win more often than not (this was a throw out at one time). I go back no further than 3 races to pick out a pipeline; rarely will go past 3 back.

As you input your ideas in the selection process and have your own concept on what races to play and ones to pass, I have this concept which hopefully will help me in the future; I confine my major bets on any of the ten leading trainers with a top jockey aboard.

I have been derelict in keeping a track profile and have not done a Brochner model. I was doing Dr. William Quirin's Par Times which I was doing Religiously for 2 Years, I found my batting average did not improve with this exercise; so I discontinued keeping daily par times.

I feel I have a grasp of the pieces of the puzzle, but have yet to organize them to reveal the completed picture. I do rely heavily in the computer for answers, but I believe I do all the right things and on average come up with the wrong selections.

I will write to Dr. Sartin and see if he has one of his teachers in this area so he could structure a game plan for me.

Your help, critique and constructive criticism is gratefully appreciated,

Harold F. Byrd's Advice to the Love-lorn  
Er, cancel that, Spencer. Make it read:  
Advice to Wanna-be Sartin Methodologists

First, a bit of background as to why I receive questions about the Sartin Methodology: Bert Norman's WINNERS CLUB bi-monthly horse racing magazine is now defunct, because of Mr. Norman's recent illness. For a number of years I wrote an article for each issue about handicapping, with emphasis on some aspect of the Sartin Methodology (with the kind permission of Dr. Sartin); other authors wrote about system play. Many Sartin folks subscribed to that magazine; I got, and still get letters asking for help.

In late July I received a letter from Mr. "C", who bets the major New York tracks. I'll paraphrase his letter: "I need help in picking pace-lines. Should I select the line with the fastest 2nd call, or the one with the fastest Racing Form speed rating, or (two other incorrect lines)? I have been losing money betting the two best horses in Entropy. I attended a Sartin seminar last year; I thought all the speakers were wonderful. But, none of them talked about my tracks, so I did not learn anything there."

Here is part of my answering letter to him:

"I shall be quite brutal with you; I think that you need to be shocked into the realization that you have been shown the way but you were deaf and blind. You ask about pace-line selection, but you need much more than that." - - I told him about the +s and Os; I asked him whether he did APV & class for every horse, ESP, Brohamer (decision) model, track profile, etc. I wrote a long paragraph detailing my use of the Sartin Methodology in a race. I added, "the pace-line should be the one that a ready-horse (in good racing condition now) is most likely to replicate today." - - - - "Info copy to Dr. Sartin."

In September I received another letter from Mr. C. (Well-written, obviously he is an educated man). No questions, just statements this time. To shorten his long letter, I'll paraphrase it, I have lettered his comments separately:

a) "I do the +s & Os mentally, I started doing it after the seminar but thought it a meaningless exercise to do it physically."

Me: If you really do that, then why the question in your first letter to me? Dr. Sartin says to do it physically. He must have a good reason. Read his psychological articles and you might discover why.

b) "Since all horses in a race participate in its outcome, I input all horses into the computer (Entropy)."

Me: No no. All horses in a race do not participate in its outcome. In the majority of playable races, two or three (four at the most) have any effect on the outcome. Many times, the third horse at the finish is there by default. Most horses in any playable race do not belong in the race, you must eliminate them as being non-contenders before computer! Read Dr. Sartin's material about contenders.

c) "Entropy points out the Early, Stalker and Closers, since Bel & Sar have been designated as Sustained this becomes a leading indicator for me."

Me: Since you do not keep a Brohamer (decision) model nor a track profile, you do not realize that many races at those tracks are run Early or Presser. When are you going to use your Entropy program with the Sartin Methodology as pre-scribed? Stalker, Closers? Let's use the correct Sartin terminology. Ok?

d) "I make adjustments to the S.R. and lengths when the DRF reports a 3W, 4W or 5W move into the stretch."

Me: Dr. Sartin says do n o t make such adjustments. What do you think the internal program #1 and/or #2 adjustments are for? Where did you read about making your own adjustments before computer? Oh, I think I might know where. Way back in F.U. #22, the August 1990 issue, the then-editor Schmidt published an article by James Quinn. Dr. Quinn (he has a Phd degree) states (see page 11 of F.U. #22), "Entering the race in ENERGY!, - - , I first adjusted the actual running lines with the daily track variant, converting raw running times to adjusted times, and then allowed ENERGY!'s automac adjustment to work." Me again: Grrrrrr. Using ENERGY! implies using the Sartin Methodology. But, Dr. Quinn used his mainstream selection procedures throughout that article. Anyone desiring to win with the Sartin Methodology should disregard every comment in that article. I understand that back then, the editor was permitted to select and print articles without Dr. Sartin's approval. **Do not repeat do not make your own adjustments before computer.** Whew! On the other hand, if you think you can make a profit with Dr. Quinn's mainstream handicapping procedures, then do what he does; in that case you must forget all of Dr. Sartin's injunctions because the two procedures do not mix. Lotsa luck.

e) "I confirm my major bets using any of the ten leading trainers with a top jockey aboard."

Me: There is nothing about doing that in the Sartin Methodology. Discontinue it.

f) "I never go back further than three races to pick a pace-line."

Me: Assume a route race today on the dirt. Horse "Example"'s last three races were on the turf, the two races before that were sprints, the previous four were routes on the dirt. All of Example's races were fairly good finishes, all races two to three weeks apart, at or near today's class. Why, oh why not go back to those dirt routes for a pace-line? If the horse appears in fairly good condition now, you must use one of those dirt routes for a pace-line. The fact that it is six or more races back is irrelevant. Why are you making up rules? Stop it.

g) "I admit I have not kept a Brohamer model nor a track profile."

Me: When you do start keeping them and using them in the prescribed manner, you will produce six to ten more winners in each 100 races bet, than you now produce.

h) "I believe I do all the right things and on average come up with the wrong selections."

Me: You are not doing the correct things; you are doing mostly incorrect things. You are not doing the "things" as prescribed by Dr. Sartin, and until you will admit that to yourself, and do what Dr. Sartin prescribes, your case is hopeless. Hey man, I know I'm being rough on you, but you need it. If I would refer your case to Jim Bradshaw, I think he would tell you to forget the races, and go raise guppies.

i) "I will write to Dr. Sartin for the name and address of one of his teachers in this area for help."

Me: Good! There is hope for you, and for the many readers of this who are now losing money net. I think that one must acknowledge that he must adhere to the injunctions of Dr. Sartin; if he has not been doing it, the start is to admit it and resolve to do it as prescribed. A rather wild comparison is the guy who is an alcoholic (he says he can take it or leave it alone, but he never leaves it alone!) - - until he can admit to his AA peers at the AA meeting that he is an alcoholic, he is lost. So, Jimmy, please don't tell this guy to raise guppies.



Me again! It is now 10-2-93. A week ago I spoke with Dr. Sartin about this chap Mr. C, and about numerous other guys who claim they are using the Sartin Methodology, but are using mainly mainstream rules and thus are losers. During our talk Doc said that he has told the losers (you know who you are) many times to follow his prescribed concepts. Doc suggested this article, "tell them, then tell them what you told them, then, - - almost ad nauseam!" He said for me to be - rough - on people who will not do what he has prescribed. I'll be 86 years young by the time y'all read this. I'm not rich because I live like Jimmy Bradshaw does, which is, take what you need, leave some for the next guy. But, when I am asked for help, I am one tough hombre if the petitioner does not follow my advice!

This is a summary about how I perceive and perform the concepts and injunctions of Dr. Sartin, during the 10+ years that I have been his racing client:

I perform light bending and stretching exercises for a minute, to eliminate any worry or stress (a clear calm mind). I take a few seconds to enter the alpha mind-state. [I have been student of far-eastern mental-awareness techniques for more than twenty years, and I have Rev. Bert Mayne's cassette tape on the subject of alpha (to get the tape send \$15 to him at P.O. Box 103, Carlisle, N.Y., 12031)].

A playable race: every horse in the race must have three or more past-performance lines in Canada and/or the USA with fractional times listed. I do the APV & class figures & visual ESP on every horse, and write them in the DRForm. I use the tandem concept as prescribed. Then, during pace-line selection I determine the true win contenders. My records tell me that my best four horses (before computer) contain the winner in 90+% of all playable races. Those are entered in caps to signify to me on the final printouts that they are my only possible cash bets. I enter the next best contenders in small letters (up to three more). I will not bet those, but they might affect the final readouts of ENTROPY. I make sure that the two horses with the best visual EARLY have been entered. They might not be win contenders, but early horses will affect how the race will be run, and they will affect the ENTROPY readouts on all other horses. ENTROPY works best for me when I enter five to seven horses, but never all the horses in the race.

I disregard today's track condition. If dirt today I want a dirt pace-line, if turf I want turf. If sprint today I want a sprint pace-line; if route I want route. If I'm doubtful about pace-lines I might pass the race, but I record my reasons (part of careful record-keeping). Note that program projection can be used for sprint to/from route, but always with a question (can the horse adapt to the new distance?). I almost never accept a turf line for a dirt race, ditto vice-versa (again, record-keeping of the results either way!). I have what many of you will consider a quirk, but it is based on my records; I will not accept a pace-line from muddy, slow nor heavy dirt tracks, nor from slow turf tracks. I prefer fast-track pace-lines, but I'll accept good or sloppy dirt races if the DRForm daily variant is between 9 and 19 inclusive. If the pace-line for turf is good, that variant must be between 5 and 15. Remember, those are what work best for me; you must determine your own perceptions of Dr. Sartin's "as prescribed". I study the ENTROPY printouts; I save to disk, then enter the best four (plus a very close fifth and/or sixth horse) into THOROMATION. I note which horses best fit my track profile and Brohamer model. My final bets must be among those I've entered in caps, and from the exdc or sp screen which most closely resembles the order in the SORT DC/V COMPOSITE screen in ENTROPY. I frequently bet my top three horses; if so, the third (in caps!) horse must be 6/1 or higher odds. I "dutch" my bets to the odds. I use my variation of the Kelly Criterion. I demand a probable fifty+ percent race profit, or I pass. I scratch all odds-on horses (I bet against them)!

I bet the southern California tracks; I have learned to discount the chances of horses' pace-lines from BM and GG in medium to high class races. However, the BM & GG bottom two classes in non- maiden races seem to win their share at Dnr, Hol and SA. I will not use pace-lines from tracks lower in class than BM & GG. (Another quirk of mine?) I abide by the information in my detailed records. Do what has proven to work for you. Horses from the mid-west and the eastern seaboard seldom win their first start at southern Cal, not even when their pace-lines put them on top in our advanced programs.

When a horse from any low-class track in the west won its last race (non- maiden) easily on a fast track within about 15 days and is 6/1 or higher odds today, I do not enter that horse into the computer; I bet it as my third horse. Why? Because my records tell me that is a high-profit situation. Its pace-line means nothing. Negative class drops: horse must be 10/1 or higher, otherwise scratch it. "Bounce" from a win or good finish after a layoff: horse must be 6/1 or higher odds, otherwise scratch it. That works for me; you must not do it unless, records!

See issue #37 of F.U., mailed the last week in February, 1993. See pages 26 to 34, an excellent article by sea captain Jim Leftwich. See top of page 28, horse Now-9; captain Jim used reverse projection to 6-furlongs from \*6½-furlongs on the turf at SA. Notice the asterisk (\*) in front of 6½ in the past performances of the horse **Now Listen**. That means, an "about" distance. For all you people not very familiar with SA; the \*6½-furlong turf course is DOWN-HILL for about the first three furlongs (outside of the regular track), then it crosses the dirt track to get to the inner turf course, then a straight run to the finish. It is **not possible** to get any meaningful figures by projecting to or from that oddball turf distance. The same thing applies to nearly all "about" distances at any track. Instead of using projection, use the #2 adjust. However, even that will seldom produce a very usable comparison with other horses. - - Observe, keep records, then experience will tell you how to handle those "about" distances. I'm aware that the good captain did not know about that weird distance and track.

If the average mutuel price on your winners is less than \$9, you are taking one or more of these incorrect approaches to contender and pace-line selection; paying too much attention to last race finish. Or, paying **any** attention to the DRForm Consensus selections, or the "A Closer Look" column comments, or to top trainers and jocks. The last three items are a no-no in the Sartin methodology.

Many Sartin people bought the Las Vegas Spring 1992 manual called, "Handicapping in The Round". Turn to page 83 in that manual. How many of you found the major error on that page, which if corrected, would make huge changes necessary in the discussion and printouts on pages 84 through 87? Hint: see page 81 first.

The next paragraph is for losers who cannot or will not follow the teachings of Dr. Sartin **as prescribed**; winners can skip it.

In 1965, Charles S. Romanelli wrote a book called, "How to Make Money in One Day at the Track". In 1989 he revised it (because of new studies and partly based on comments from readers of the first edition). It has the same title, with a foreward by Tom Ainslie. 7¼ inches by 9¼ inches by 265 pages, paperback. Except for the three books written about the Sartin Methodology, in my opinion this is the best book ever written about beating the horse races. Published by Simon & Schuster Inc. It will not produce the profits of the Sartin Methodology. (No other method, system or methodology is that good.)

To really succeed with the Sartin methodology (not just you guys, but you dolls too) a person should have all issues of the Follow Up, plus at least the Yellow & Matchup Manuals. Locate and do the "Call The Race" exercise again and again. That exercise goes "hand-in-glove" with Jim Bradshaw's (assisted by our guru) wonderful Matchup Manual, do the examples repeatedly. You should have the last four or five most recent Sartin seminar tapes; get them from Joe Reay. Then, you might want to practice Garry Owens' modification of calling the race.

Golly, nearly forgot: I scratch horses dropping class from a recent claim. Tracks such as Belmont, race mid-distance routes around one turn, which take from 5/5ths to 7/5ths second **less** running time than two turns. Except for sprint to sprint, projection will not work properly to/from any distance between one and two-turn tracks, nor between routes and sprints at a one-turn track. Instead, use the #2 adjust. But, projection is ok to/from mid-distance routes at the same or different one-turn tracks, total energy will guide you whether to also use the #2 adjust.

Important things? How about attitude, knowledge put into practise, money management? How about the three books about our methodology? I've been betting the horses since 1930. Naive me, I thought trainers, stable employees, jocks knew **the secret** of winning - - took me more than a year at a dozen tracks to kill that notion. Then, I saw the light (!!!). So, I decided to watch the \$100 cashiers windows. After all, (I thought) I can get acquainted with big winners; if I'm clever about it I can learn **the secret**. Hey man, was I shocked! From 1930 to early 1936 I never found a \$100 window repeat winner. Meanwhile, I bought every book, system, magazine on horse racing I could find, even in used-book stores. Most of it was worthless trash, but it took months of testing to know that.

In 1936 I got acquainted with a man who carried a small (half-briefcase size) soft leather satchel, loaded with **r e c o r d s**; his speed ratings, variants, lists of every wager he made with brief explanations **why**. It took me a year at many eastern tracks of a nodding acquaintance with him before he explained that he bet from two to five horses to win only in his playable races. He was medium height and build, soft-spoken. But, he was slowly getting wealthy at the race tracks, making his own figures and selections. He was not a "value" bettor. I had been a small-time winner up to then; I began keeping records and making multiple win bets in late 1937. I've never had a losing year since then. I tried "value" betting (ala Mitchell & Meadow) about 15+ years ago for eight months; it was profitable, but I couldn't take the terrible long losing streaks. Thank goodness I had sense enough to quit value-betting and keep my sanity!

Here is the point of all that: I have never met a consistent winner who did not keep meticulous **records**. I have never met a loser who did keep records. In the earlier part of this essay you can see that I have strayed a bit from the "as prescribed". Why? Because I keep meticulous records of what and why at **my tracks**. Now, keeping records will not make you a winner, but it is a start in that direction. A 10,000 mile journey begins with the first step, if that step is not taken then guess what? Right. Records important? You betcha! **Know thy tracks**.

After you use this methodology as prescribed and are making more than 50% flat bet profit in every 100 races, and after you keep records of the what and why of every race bet; then and only then may you stray even a tiny bit from "**as prescribed**". Long-time records will tell you. Your track is not like my track, your perception of "as prescribed" is not mine. It was years before I strayed. Let it be **years** (of records) before you stray. Thanks for listening.

# **THAT'S ALL, FOLKS!**

We're clearing the shelves - getting ready for a new year - and so we are selling out back issues of The Follow Up numbers 1 through 27. This will be IT- Your final opportunity to get any issue you may have missed *as they were originally published* is NOW! We have a limited supply, and it's first come, first served. WE WILL NOT PRINT ANY MORE!

## **THE FOLLOW UP**

**BACK ISSUES**

**1 THRU' 27**

**WILL NO LONGER BE AVAILABLE  
AFTER THESE ARE GONE.**

**Now is your chance to get back issues  
as they were originally published.**

**\$12.50 each**

**3 for \$35.00**

**5 for \$55.00**

**6 or more at 10.50 each**

WITH YOUR PURCHASE OF 5 OR MORE back issues YOU WILL RECEIVE

## **A FREE FOLLOW UP INDEX**

OF ISSUES 1 THROUGH 36.

YOU MAY PURCHASE THIS INDEX FOR ONLY \$12.00 IF YOU ARE BUYING FEWER THAN 5 COPIES.

To order: List the back issues by number you are ordering (see back issue list on reverse),  
attach check or money order (CA residents, don't forget 7.75% sales tax)  
and write SPECIAL BACK ISSUE OFFER in the lower left hand corner of the envelope.

BACK ISSUES BEGINNING WITH 28 WILL STILL BE AVAILABLE AT \$12.50 EACH

- Number 1 - Our Premier Issue - All our usual features: Letters to the Editor, Questions and Answers with the Doc, The Psychology of Winning, Analysis of a Problem Race. Also In this issue, the first installment of the Beginners Column, a step by step guide to getting started in the Methodology, as well as articles on making and using Par Energy plus several other articles by clients and a catalogue of publications of the Institute.
- Number 2 - The Huey Mah! Issue - Huey introduces his P.I.P. betting plan, complete with workout by a New York client. Tom Brohamer starts a series on par times and building a par chart. A report on the Las Vegas Seminar, an article on extrapolating times by Jim Bradshaw and a report on a new computer program - Money Management - are included. Of course, all our usual features are there as well.
- Number 3 - The Guest Writers Issue - Features articles by Jim Quinn, Huey Mah!, William L. Scott and Sue Sedgwick. Start of a series on Harness Racing and also an article on using Ultra Scan at the Harness races. Virginia Butler contributes an article on Factor X and of course all our usual features.
- Number 4 - Synergism! - A review of our first completely new approach to handicapping since Ultra Scan plus a test report. Also articles on the new Tandem procedure, and picking contenders with Energy. The Harness series continues and all our usual features included.
- Number 5 - The Revised Class Factor - A complete explanation of our new Class rating, together with the computer code to implement it. Tom Brohamer on identifying the Key Race before the horses start running back. The beginners Column covers keeping a Brohamer Model, the Harness series continues plus usual features.
- Number 6 - Time To Get Serious - Doc's thoughts about the future of our economy. Huey Mah! presents a special plan for place betting, and dutching one horse in the win and place pools. A report on the October 1987 Seminar and the new Energy program. The final installment of the Beginners Column, covering how to interpret your readouts and also how to bet and manage your bankroll. Harness handicapping and all our usual features continue.
- Number 7 - First Anniversary Issue - Articles Include: Timing Your Pari-Mutuel Investments, Overcoming Adverse Tracks, Synergism Update, E.S.P., Using Line Scores, Harness Handicapping, AND a complete Follow Up Index for the first Six issues! Much more plus usual features.
- Number 8 - The Match - Up - All the usual, plus articles on Projecting the Pace of the Race, Low Risk Race Track Investing and much more. ONLY 8 ISSUES IN STOCK!
- Number 9 - Special article on the Biasgraph, article on the class factor, and all the usual good stuff
- Number 10 - Picking the "Best" Program, plus articles by Huey Mah!, Dick Hazen, Jim Bradshaw.
- Number 11 - TRIP HANDICAPPING Via the Racing Form. - The only Revised Issue Order separately at \$6.50
- Number 12 - SYNERGISM II issue...plus "Adjusting the Third Fraction" by Jimmy Bradshaw...and all the usual.
- Number 13 - SECOND ANNIVERSARY ISSUE - Articles on Balanced Third Fraction, Conceptual Handicapping and Professional Gambling. A Subject Index for issues 7 - 12 - Plus all the usual great monthly features. ONLY 10 IN STOCK!
- Number 14 - Third Fraction Program - Morning Line Betting - Revised Speed/Pace Charts - and the regular columns.
- Number 15 - Match ~~SOLD TO NITP~~ - Databases - Maidens - Off Track - and regular features.
- Number 16 - INTRODUCING ENERGY! - All the regular great features, plus...Introduction to Energy! by M. Pizzolla; Handicapping vs Winning; Picking Contenders; Professional Level Investing
- Number 17 - ESTABLISHING ENERGY PARAMETERS - Regular features plus...Saratoga Report; Establishing Energy Pars by Tom Brohamer; Using Pace; Winning by J. Bradshaw; Energy! Report: Adjustments; The New Velocity ENGEN...more.
- Number 18 - EXOTIC BETTING - Regular features plus ... "An Exotic Game", article by Steve Crist; Engen Part II; Three Weeks at Del Mar; Reading ENERGY! Printouts; Interpretation of Readouts ... MORE.
- Number 19 - 4 YEAR OLD AND UP - Regular features plus ... The Simplified Technique; Inside Information by Bert Mayne; The Inngame by Dan Doran; Projecting % Median; SUBJECT INDEX FOR ISSUES 1 - 18! ... much more.
- Number 20 - USING YOUR TOOLS - New Track Records; Race Books of Nevada; Morning Line by Tony Walker; Phase I Report by Tom Barber; Winning Decisions by Steve Panico...more.
- Number 21 - Introducing KGEN! - Part 1 of a new series of Beginners Columns - Kinesis and the Data Base - The Silva Method by Bert Mayne - MORE - ONLY 4 IN STOCK!
- Number 22 - Picking Contenders - Beginners column - Energy! and Me by James Quinn - KGEN Report - MORE
- Number 23 - Non-Linear Handicapping - Beginners column - The ThoroBrain Neural Network - How to Calculate R.O.I. MORE
- Number 24 - The Brohamer Book! - Beginners Column - Comparing Speed Ratings by T. Hambleton - New Sprint to Route In Energy! - Las Vegas Report, Changing Times - Plans for the Future - Book Review by M. Pizzolla - New York Notes by B. Mayne MORE
- Number 25 - Giant 5th Anniversary Issue! - Video Review "Equine Body Language" - Big Time Winnin' - Book Review "Please Hold All Tickets" Mark Cramer's newest. - Comparative Track Class Chart by Tom Hambleton - Beginners Column - Money Management ...MORE
- Number 26 - KGEN Goes To The Races - Field Analysis in History by PQ Wall - Mutuel Impact by Spencer Toner - Another Look at KGEN by T. & A. Hill - The Tao of Handicapping by M. Pizzolla - Book Review by Mark Cramer - MORE
- Number 27 - PICKING YOUR SPOTS - Making Betting Decisions - The New Velocity Parmaker - "Who Do You Like?" by Dan Doran - "On The Turf" by Marion Jones - A Tribute to Huey Mah! by Chuck Di Rocco - MORE

Not All Tracks Are the Same

by

Bruce Jorgenson

I read Bill LeStrange's article on Entropy in FU 39 with great interest and noted on page 52 the hidden form defect of the second fraction being larger than the first fraction that he uses to eliminate horses. Doc explains it further on page 8 of FU 40.

I do not wish to be argumentative, or to put Bill down in any way, as I am sure that his discovery is usually correct for most tracks as the horse in question is probably just too deep. But is this true for all tracks? The answer for one of the tracks we have here in the Northwest is a no.

At Yakima Meadows in 6 furlong sprints it is routine for the second fraction to be larger than the first. Now these are not deep horses, rather they are horses that are running right at, or are setting the pace. This is not just recent at YM as my partner Dave Eichhorn and I have been aware of this phenomena for several years.

To illustrate this point, below you will find the entry lines I used for the winners in 4 different sprints on September 11th and their printouts in both velocity and energy. The line used for each of these horses was a prior winning effort and they all had larger second fractions in that effort, and all won on the 11th with larger second fractions again. If you wonder why they were all taken off winning races it is because when I decide to use a horse I will almost always use his best line from the last four at that track.

If there is a lesson to be learned from this, it is a reinforcement of one of Doc's axioms....KNOW YOUR TRACK.

We all know, or at least should know, that it is impossible for these cheap \$2500 and \$4000 claimers to continually run second fractions faster than they run the first fraction when they are on or near the lead, but they do at YM. You can examine their past performance and see where the same horse ran on the lead at another track and set fractions of 22.3 and 46.0, but at YM he will go 23.2 and 46.0. Dave and I concluded years ago that this disparity is not caused by any condition of the track, but is the result of the 2 furlong pole being mis-surveyed. It is probably placed some 30 feet further down the track than it should be. It is not amazing that this could happen, but it is amazing that in all these years the track and/or horsemen have not figured it out.


Just one more item, and this is for you guys who play the Bay Area tracks and will get some shippers from YM. These 6f lines from YM don't match-up very well against lines from other tracks. Here is the only time I have messed around with pacelines. When we had a shipper from YM to Longacres we would give them a "tweek". If the first call was 23 or over we would deduct 3

ticks, and if it was under 23 we would deduct 2 ticks leaving the lengths back the same. I don't knw if it will work for you, but you might want to experiment with it.

#	NAME	DIST.	1ST CALL	2ND CALL	FIN. CALL	1st B/L	2nd B/L	Stretch B/L	Final B/L
1	CARTN	6.0	22.4	45.1	110.2	0.50	0.00	0.00	0.00
2	WANT	6.0	23.2	46.0	110.2	0.20	0.00	0.00	0.00
3	PETE	6.0	22.4	45.2	110.1	2.00	0.20	0.00	0.00
4	HYDRO	6.0	22.3	45.0	110.1	0.20	0.20	0.20	0.00

	Matchup		
	F 1	F 2	F 3
Pace	34.30	34.71	31.84
HYDRO	34.30	34.63	30.80
CARTN	34.00	34.71	30.81
PETE	33.83	34.52	31.31
WANT	33.18	34.40	31.84

	Matchup		
	F 1	F 2	F 3
Pace	58.37	59.02	54.10
HYDRO	58.37	58.93	52.41
CARTN	57.81	59.02	52.38
PETE	57.54	58.73	53.26
WANT	56.38	58.44	54.10



## **THE PROBLEM RACE**

**Spencer Toner**

**This problem race is used as a tie- in with the article in this issue of the FU, " Continuing the Research for Mechanical Handicapping"**

**The contenders are first selected from the field using the speed ratings plus variant approach (FU40).**

**Mrs. Le Roi Bradshaw shared at Oklahoma City the insight that when the EXDC Deceleration Ration lines are summed they are very strong indicators of contenders that can win.**

**Pausing the moving Thoromation screen to eliminate horses, one horse at a time is used. This process gets us down to four horses.**

**The three remaining horses are bettable as a three horse dutch.**

**Please refer to the article and run the pacelines I've underlined. These pacelines were selected by the computer.**





**Don't Tell Mom** 30/1 M.L  
ODDS

Ow: Buss & Dudman

**PEDROZAMA (-)** \$18,000

28Sep93-7Fpx fst 6f	:223	:451	:583	1:11	Cim 12500
4Aug93-10Mr fst 6f	:222	:453	1:11	1:17 <sup>3</sup>	Cim 16000
17Jly93-2Hol fst 1 <sup>4</sup>	:241	:479	1:12	1:44 <sup>2</sup>	Cim 16000
10Jly93-1Hol fst 6f	:222	:444	1:10 <sup>2</sup>	1:17	Cim 28000
30Jun93-3Hol fst 1 <sup>4</sup>	:233	:47	1:11	1:43 <sup>4</sup>	Cim 28000
12Jun93-10Hol gd 1 <sup>4</sup>	:231	:48	1:13	1:41 <sup>2</sup>	Alw 39000N2L
2May93-3Hol fst 7 <sup>3</sup>	:222	:451	1:09	1:28 <sup>2</sup>	Cim 40000
23Apr93-7Hol fst 6f	:213	:444	:57	1:10 <sup>1</sup>	Cim 50000
4Apr93-3SA fst 6f	:221	:45	1:09	1:15 <sup>2</sup>	Alw 33000N2L
28Mar93-2SA gd 7f	:23	:46 <sup>2</sup>	1:12	1:24 <sup>2</sup>	Cim 32000

WORKOUTS: Sep 23 SA 5f fst :1:02<sup>3</sup> H 2/42 Sep 18 SA 3f fst :37<sup>3</sup> H 15/22 Aug 26 Dmr 4f fst :50<sup>2</sup> H 53/64 Jly 29 Dmr 3f fst :36<sup>1</sup> H 9/39

DK b or br g. 3 (Mar)

Sire: Known Fact (In Reality) **95, 85, 86, 70**  
Dam: Fairy Circle (Halo)  
Br: Miller Mr-Mrs M & West Mr-Mrs R S (Ky)  
Tr: Buss Jim (-)

**L 114**

Lifetime Record:		30	1	4	5	\$54,815				
1993	15	0	1	1	\$15,015	Turf	3	0	0	\$825
1992	15	1	3	4	\$39,800	Wet	1	0	0	\$880
SA	8	0	1	2	\$17,850	Dist	7	1	1	\$20,115

**Distinctive Chap** 12/1

Ow: Crockett Ron

**BAZERA (-)** \$20,000

10Sep93-8BM fst 5f	:212	:442	:564	1:03 <sup>2</sup>	Alw 20000N1X
28Aug93-18M fst 6f	:224	:454	:581	1:11	3 <sup>4</sup> Md 25000
9Jun93-6GG fst 6f	:214	:442	:564	1:10	1:31 <sup>3</sup> Md Sp Wt
15Mar93-4GG fst 6f	:22	:442	:562	1:09	2:31 <sup>3</sup> Md Sp Wt

WORKOUTS: Oct 3 BM 4f fst :52<sup>2</sup> H 37/39 Sep 27 BM 5f fst :1:00<sup>4</sup> H 24/74 Sep 20 BM 4f fst :46<sup>4</sup> H 1/59 Sep 6 BM 4f fst :49<sup>2</sup> H 15/38 Aug 25 GG 4f fst :47<sup>3</sup> H 2/12 Aug 19 GG 4f fst :48<sup>3</sup> H 4/13

DK b or br c. 3 (Apr)

Sire: Procidia (Mr. Prospector) **92, 100, 94, 93**  
Dam: Phil's Chapeau (Philately)  
Br: Joe Parker Ins. Services Inc. (Cal)  
Tr: Fierce Forell (-)

**L 116**

Lifetime Record:		4	1	0	0	\$8,200				
1993	4	1	0	0	\$8,200	Turf	0	0	0	
1992	0	0	0	0		Wet	0	0	0	
SA	0	0	0	0		Dist	3	1	0	\$8,200

**Believe Anything** 10/1

Ow: Garber Gary M

**VALENZUELA FH (-)** \$20,000

18Sep93-9Fpx fst 6f	:221	:453	:582	1:10 <sup>4</sup>	Cim 32000
31Jly93-8Lr fst 7f	:241	:482	1:14	1:25	Alw 16500N1X
22Jly93-7Lr fst 6f	:221	:453	:58	1:10 <sup>2</sup>	Alw 16500N2L
24Jun93-4CD fst 6f	:22	:454	:58	1:11	3 <sup>4</sup> Md 30000
23Apr93-2Kee fst 6f	:22	:46	:581	1:10 <sup>4</sup>	Mid Sp Wt
Bobbled start, mild gain					
27Mar93-5TP fst 6f	:222	:453	:58	1:11 <sup>1</sup>	Mid Sp Wt
11Mar93-7TP my 6f	:221	:452	:574	1:11 <sup>1</sup>	Mid Sp Wt
25Feb93-2SA fst 6f	:214	:451	:581	1:11 <sup>2</sup>	Mid 32000
19Feb93-6GG fst 6f	:221	:451	:579	1:10 <sup>4</sup>	Mid Sp Wt
17Jan93-4SA sly 6f	:214	:453	:584	1:12 <sup>3</sup>	Mid Sp Wt

WORKOUTS: Sep 13 SA 4f fst :47<sup>1</sup> H 1/18 Sep 3 SA 6f fst :1:15 H 3/9 Aug 14 Dmr 7f fst :1:28 H 3/7 Jly 19 Pim 4f fst :48<sup>3</sup> H 2/5 Jly 14 Pim 5f fst :1:02 B 1/5

Ch. g. 3 (Feb)

Sire: Believe It (In Reality) **97, 98, 105, 57**  
Dam: Wig Hill (Coogar II)  
Br: Giffani Joseph (Ky)  
Tr: Cross David C Jr (-)

**L 118**

Lifetime Record:		12	2	4	0	\$42,903				
1993	10	2	4	0	\$42,903	Turf	0	0	0	
1992	2	0	0	0		Wet	2	0	2	\$9,720
SA	2	0	1	0	\$7,075	Dist	11	1	4	\$33,498

**Cold Touch** 4/1

Ow: Iron Caux Farms Inc

**DESORMEAUX K J (-)** \$20,000

5Sep93-10Mr fst 6f	:22	:45	:571	1:09 <sup>4</sup>	Cim 32000
5Aug93-10Mr fst 6f	:22	:45	:57	1:09 <sup>3</sup>	Cim 50000
22May93-1Hol fst 6f	:22	:45 <sup>2</sup>	:573	1:10 <sup>1</sup>	Cim 62500
9May93-9Hol fst 6f	:221	:45	:57	1:10 <sup>1</sup>	Cim 50000
23Apr93-7Hol fst 6f	:213	:444	:57	1:10 <sup>1</sup>	Cim 50000
26Feb93-8GG fst 6f	:214	:442	:563	1:09 <sup>1</sup>	BCis Notes H 30k
2Jan93-8SA gd 6f	:213	:442	:562	1:08 <sup>3</sup>	S Miguel 81k
14Nov92-8Hol fst 7f	:22	:45	1:09 <sup>2</sup>	1:21 <sup>4</sup>	Prevue B C-G3
4Nov92-8SA fm 6f	:213	:442	1:08	1:14 <sup>3</sup>	Blu Ey Dvy 51k
5Oct92-12Fpx fst 6f	:214	:452	:581	1:11	Fpx B C 52k

WORKOUTS: Oct 3 Fpx 4f fst :48<sup>1</sup> H 1/11 Sep 29 Fpx 4f fst :48<sup>4</sup> H 3/12 Aug 24 Dmr 4f fst :47<sup>2</sup> H 3/41 Jly 29 Dmr 5f fst :1:01<sup>3</sup> H 10/50 Jly 15 SA 5f fst :1:01<sup>3</sup> H 19/43 Jly 9 SA 4f fst :48<sup>1</sup> B 7/39

Ch. g. 3 (Feb)

Sire: It's Freezing (T. V. Commercial) **92, 77, 73, 63**  
Dam: Touchy Lady (Mr Leader)  
Br: G M Breeding Farms Inc (Ky)  
Tr: Lewis Craig A (-)

**L 116**

Lifetime Record:		17	4	2	3	\$116,362				
1993	7	1	0	3	\$36,700	Turf	1	0	0	
1992	10	3	2	0	\$79,662	Wet	0	0	0	
SA	1	0	0	0		Dist	10	4	0	\$93,037

**Nancys French Fry** 5/1

Ow: Ringler & Zack

**STEVENS G L (-)** \$20,000

5Sep93-10Mr fst 6f	:22	:45	:571	1:09 <sup>4</sup>	Cim 32000
22Aug93-6Dmr fst 6f	:22	:45	1:08 <sup>4</sup>	1:15 <sup>1</sup>	Cim 35000
1Aug93-9Dmr fst 1	:222	:454	1:10	1:36 <sup>4</sup>	Cim 40000
10Jly93-1Hol fst 6f	:22	:444	1:10 <sup>2</sup>	1:17	Cim 32000
4 Wide stretch, driving					
25Jun93-2Hol fst 6f	:22	:451	1:10 <sup>2</sup>	1:17 <sup>1</sup>	Cim 40000
5Jun93-3Hol sly 6f	:223	:461	:583	1:14	3 <sup>4</sup> Alw 36000N1X
8May93-7Hol fm 1 <sup>4</sup>	:232	:472	1:13	1:41 <sup>1</sup>	Alw 39000N1X
24Apr93-6Hol fst 6f	:22	:443	1:08 <sup>4</sup>	1:14	3 <sup>4</sup> Alw 36000N1X
10Mar93-6SA fst 6f	:223	:46	1:10	1:16 <sup>2</sup>	Mid 50000
24Feb93-6SA gd 6f	:22	:451	:573	1:10 <sup>2</sup>	Mid 62500

WORKOUTS: Oct 1 SA 5f fst :1:00<sup>2</sup> H 2/59 Sep 26 SA 4f fst :59<sup>1</sup> H 7/2 Sep 20 SA 4f fst :48<sup>1</sup> H 10/29 Sep 13 Dmr 4f fst :48<sup>4</sup> H 20/41 Sep 1 Dmr 4f fst :48<sup>1</sup> H 10/47 Aug 16 Dmr 5f fst :1:01<sup>2</sup> H 22/51

Ro. g. 3 (Mar)

Sire: French Legionnaire (Grey Legion) **95, 94, 75, 96**  
Dam: Nancy's Gray (Al Hattab)  
Br: Nancy Ringler (Ky)  
Tr: Cenicola Lewis A (-)

**L 116**

Lifetime Record:		13	2	1	1	\$40,475				
1993	11	2	1	1	\$39,775	Turf	1	0	0	
1992	2	0	0	0	\$700	Wet	1	0	0	\$5,400
SA	3	1	1	0	\$16,800	Dist	4	0	0	\$6,725

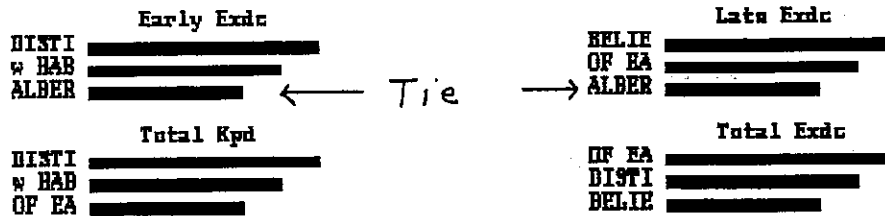
**BEST SPEED RATING  
PLUS VARIANT OF LAST  
FOUR RACES  
RANKED**

105  
103  
100 100  
WINNER → 98 98  
96  
95  
91

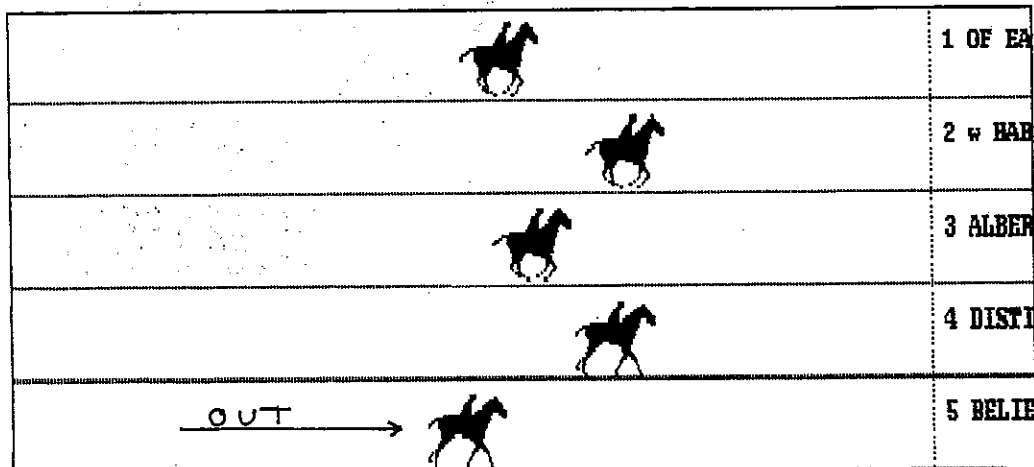
Name	Exdc Deceleration Ratio			SUM of 1st+2nd+3rd	Name	Kinetic Exdc Module		
	1st	2nd	3rd			Exk	Mkp	Lkp
OF EA	100.00	96.26	98.16	295.42	OF EA	20.54	34.48	14.60
COLD	99.79	98.27	98.88	296.94	w HAB	20.92	34.27	11.85
DISTI	99.86	100.00	97.34	297.20	ALBER	20.30	35.00	13.13
DON'T	98.92	99.24	95.79	293.95	PLAY	18.48	33.59	15.15
w HAB	98.83	99.59	97.35	295.77	DON'T	20.92	33.58	11.33
NANCY	98.63	98.89	98.72	296.24	DISTI	21.10	34.42	11.74
ALBER	97.54	99.83	99.49	296.86	BELIE	19.83	34.43	13.81
BELIE	97.46	97.90	99.15	294.51	COLD	20.95	34.47	13.81
PLAY	95.35	95.52	100.00	290.87	NANCY	20.34	34.93	14.12





Winner Ranks 5th in this race

**EXDC & DECELERATION**



Name	Exdc Deceleration Ratio			Name	Kinetic Exdc Module		
	1st	2nd	3rd		Exk	Mkp	Lkp
OF EA	100.00	93.27	96.81	OF EA	20.91	35.14	14.90
DISTI	97.44	100.00	96.81	w HAB	21.18	34.73	12.83
w HAB	97.34	99.74	96.82	ALBER	20.48	35.25	13.28
BELIE	96.56	97.18	96.80	DISTI	21.24	34.68	11.85
ALBER	94.20	99.51	96.83	BELIE	20.38	35.45	14.27



OUT → 	1 OF EA
	2 w HAB
	3 ALBER
	4 DISTI

This race, as most races can be played by dutching three horses. Below are reproductions of the screens as seen on a hand-held computer waiting in line to bet at the o.t.b. As the odds change prior to a race, the relationships between horses' odds and the sizing of bets stay surprisingly unchanged.

Next Bet \$ 100.00

(D)utch

Dutch How Many Horses = 3

Horse Number 1 Habitrack  
Enter Odds > 3.50

Horse Number 2 Alberta Bidder  
Enter Odds > 4.50

Horse Number 3 Distinctive Chap  
Enter Odds > 6.00

Profit \$1.00 Bet => \$ 0.85  
Do Again (Yes)es (N)o N

Bet On Horse #1 41.00  
Bet On Horse #2 33.00  
Bet On Horse #3 26.00

Enter Bet #1  
Payoff => \$9.60

Enter Bet #2  
Payoff => \$0

Enter Bet #3  
Payoff => \$0

Profit On Bet \$ 96.80

**1014** FIFTH RACE. 6 furlongs. Three-year olds. Claiming prices \$20,000-\$18,000. Purse \$16,000.

8228 Habitrack, Nakatani	116	2	2	1hd	1hd	-	13	13½	3.80
(8235)Of Eagles, Pincay	117	1	9	3hd	3hd	-	3½	2hd	12.20
(8183)Alberta Bidder, S. Gonzalez	111	3	5	6½	6hd	-	5½	3no	4.60
8307 Nancys French Fry, Stevens	116	9	3	5½	5½	-	4hd	4½	2.10
— Distinctive Chap, Baze	116	6	1	2½	22	-	2½	5½	6.70
9119 Don't Tell Mom, Castaneda	115	5	8	9	9	-	7½	6¾	39.30
6547 Play Paint, M. Castaneda	611	4	7	83	8½	-	9	7½	56.30
8307 Cold Touch, Desormeaux	117	8	6	71	7½	-	8½	812	5.70
6394 Believe Anything, F. Vinzla	118	7	4	4hd	4½	-	6hd	9	10.20

Claimed—Nancys French Fry by RE Fritts (trainer—Vladimir Cerin) for \$20,000.

2—HABITRACK	9.60	4.60	3.80
1—OF EAGLES	8.60	5.20	
3—ALBERTA BIDDER	3.60		

Time—22, 44 4/5, 57, 1.09 3/5. Cloudy and fast. Winner—dbb.g.3. My Habitony—Knight Traker. Trained by Ronald W Ellis. Owned by Sierra Stable. Mutuel pool—\$191,978. Exacta pool—\$141,035. Trifecta pool—\$180,084. Quinella pool—\$21,726. Triple pool—\$78,613.

\$2 EXACTA (2-1) PAID \$78.20  
\$2 TRIFECTA (2-1-3) PAID \$211.20  
\$2 QUINELLA (1-2) PAID \$42.40  
\$3 TRIPLE (4/5/2) PAID \$1,264.80

# S VIDEOS N

JOIN THE HANDICAPPING REVOLUTION  
WITH A SARTIN METHODOLOGY HANDICAPPING COURSE  
THE SIX MOST IMPORTANT SYMPOSIUMS FROM SARTIN SEMINARS ON THREE 2 HOUR VIDEO CASSETTES  
LEARN FROM THE EXPERTS...

**VIDEO #1** **PACE LINE AND CONTENDER SELECTION**  
**UNIQUE APPLICATIONS INDIGENOUS TO THE SARTIN METHOD**  
TOM BROHAMER • JIM BRADSHAW • BRUCE JORGENSEN • MARION JONES • HOWARD SARTIN • VIC PALERMO • GLEN CONNOLLY • SPENCER TONER

**VIDEO #2** **RECORD KEEPING**  
**INSPIRATION vs INFORMATION**  
TOM BROHAMER • HOWARD SARTIN • JIM BRADSHAW • BERT MAYNE • SPENCER TONER • VIC PALERMO • GLEN CONNOLLY

**VIDEO #3** **ENERGY • ENTROPY • DECELERATION**  
**READOUT INTERPRETATION**  
JIM BRADSHAW • HOWARD SARTIN • BERT MAYNE • MARION JONES • SAM WADA • GLEN CONNOLLY • VIC PALERMO • BRUCE JORGENSEN

**ALL THREE VIDEOS WITH 2 ACCOMPANYING MANUALS FOR ONLY**  
**\$89.99**

INCLUDES ACCOMPANYING SEMINAR MANUAL & EXPANDED EXPO '93/ENTROPY/CHAOS MANUAL  
**OR RECEIVE INDIVIDUAL 2 HOUR VIDEOS AT**

**\$29.99**

ACCOMPANYING MANUALS AVAILABLE FOR \$25.00 WHEN YOU BUY VIDEOS INDIVIDUALLY

ALSO AVAILABLE

## **THE SARTIN METHODOLOGY** **A COMPLETE HANDICAPPING AUDIO COURSE!**

**13 AUDIO TAPES WITH ALBUM CASE**  
**INCLUDING 90 PAGE INSTRUCTION MANUAL PLUS**  
**102 PAGE HANDICAPPING APPLICATIONS MANUAL – CHAOS/ENTROPY**

TOM BROHAMER • JIM BRADSHAW • GLEN CONNOLLY • MARION JONES • BERT MAYNE • SAL SINATRA • BRUCE JORGENSEN • SAM WADA • VIC PALERMO  
AND DR. HOWARD SARTIN

- |                                  |   |     |  |
|----------------------------------|---|-----|--|
| #1 & 2                           | BEGINNERS SESSION   | #7  | RECORD KEEPING   |
| #3                               | KEYNOTE & INTRODUCTIONS   | #8  | ENERGY, ENTROPY, DECELERATION                            |
| #4                               | WHAT IS PACE HANDICAPPING   | #9  | READOUT INFORMATION                                      |
| #5                               | PACE LINE & CONTENDER SELECTION   | #10 | UNIQUE APPLICATIONS INDIGENOUS TO THE SARTIN METHODOLOGY |
| #6                               | INDIVIDUAL TECHNIQUES FOR HANDICAPPING<br>SPRINTS, ROUTES, TURF, DIRT, & DISTANCE CHANGES | #11 | INSPIRATION VS. INFORMATION                              |
| #12 & 13 PUTTING IT ALL TOGETHER |   |     |  |

TO ORDER: SEND PAYMENT (CA residents add 7.75% sales tax) to  
O. Henry House, Inc. • 1390 E. 6th St. #5 • Beaumont, CA 92223

