


The FOLLOW UP

with Howard G. Sartin, Ph.D.

ISSUE 40



SITUATION HANDICAPPING

Publisher's Desk - Doc Sartin	1
Editor's Desk - Spencer Toner	10
The Computer Column - Harold Byrd	15
Application of Contender Selection - Hank Dally	19
Psychology of Winning	27
Tandem for Hi-Mutuels	35
Book Review: Mitchell's new book	42
Bias, Valence & Match Up - Michael King	50
Making Your Betting Line - Doc Sartin	52
Making Your Own M.L. - David Barrios	59
Q & A with the Doc	62
Jurassic Park, Irony - Doc Sartin	67
Vital Records No One Seems to Keep	69
Problem Race - Doc & Shane Sartin	80
Situation Handicapping - Doc Sartin	83
At Deadline - Doc	93

The FOLLOW UP is published six (6) times a year by O. Henry House, Inc. in conjunction with the Inland Empire Institute. Subscription price is \$72 per year third class mail and \$87 per year first class mail. Back issues available @ \$12.50 ea. California residents add 7.75% sales tax. If you have any problem with your subscription or have a change of address, please contact O. Henry House at the address below. All information in this publication is for informational purposes only.

The FOLLOW UP

O. HENRY HOUSE, INC.

1390 E. 6th Street, Ste 5

Beaumont, CA 92223

909-845-5907

between 1 and 3 Pacific time

Please address all correspondence to this address. This includes submission of material for publication consideration, letters to the editor, opinions, comments - whatever.

Thank you,
Spencer Toner
Managing Editor

O. HENRY HOUSE, inc.
 THE SARTIN
METHODODOLOGY
1390 E. 6th Street #5
Beaumont, CA 92223 

STATEMENT OF POLICY

The Sartin Methodology is based in Psychotherapy and its goals are NOT directed toward fostering the illusions or delusions of gamblers seeking magic solutions for picking winners. We are primarily a healing arts organization dedicated to providing an alternative solution to mainstream psychiatry's prescription of total abstinence for non-winning handicappers. Our slogan is - and always has been -

"THE CURE FOR LOSING IS WINNING"



COPYRIGHT 1993 O. HENRY HOUSE, INC.

All right reserved. No part of this work may be reproduced or transmitted in any form or by any means, electronic or mechanical, including photocopying and recording, or by any information storage or retrieval system, except as may be expressly permitted by the 1976 Copyright Act or in writing from the publisher.

Past Performance and Results charts copyrighted by Daily Racing Form, Inc.

I do a lot of harsh scolding in the Follow Up because I'm trying to bring readers up to their full potential. The problem is that most clients who really NEED scolding are NOT FU subscribers. It reminds me of a quotation from Shakespeare, "When I was most in need of blessing, the word 'Amen' stuck in my throat."

-----0-----

BY THE WAY, the name of the mystery writer who gave us the NEW YORK NEWS in FU #39, is SAL SINATRA, whose new book, THROUGHBRRED RACING, PREDICTING THE WINNER, is going great guns at Gambler Book Club.

Like Diogenes with his lamp going around looking for an honest man, Spencer continues his search for the "absolute mechanical" way to find proper contenders and pace lines. He takes a lot of friendly ribbing from those who disdain the idea of a mechanical way. But he probes on because, much to the dismay of handicapping experts, a great number of aspiring handicappers are by nature OVERTLY DEPENDENT on rule-bound procedures. Should we ignore them and say do it MY WAY, or else. No, there is room for THEM in this method, too. So probe on, Spence.

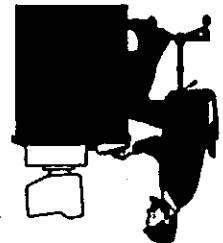
We begin with a salute to Editor SPENCER TONER. This issue marks his sixth at the helm. One full year's worth. Although he's damned near broken us with all the extra pages, your response to his stewardship has been overwhelmingly positive. As for me, I'm still getting used to having the right to peruse the FU content BEFORE you do. With the old editor the content was often a surprise - and not always a pleasant one. Congratulations from us ALL, Spence. You have proven that total literacy is NOT a requisite for editorship, -- anymore than it is for MY publishership.

Doc Sartin

DESK

Publisher's

FROM THE



This is a 5 furlong race from Hollywood Park. We know from long

DREAM RACE CPR		MPR R		LPR R		CPR R		DIFF		XE	
1	JIMM	98.9	2(1)	93.3	4	99.7	2	10.2	53.4		
2	MONA	96.3	3	92.1	5	97.7	4	8.5	52.9		
3	EARR	90.0	6	99.8	2	98.0	3	1.4	50.5		
4	SURP	92.5	5	94.2	3	96.7	5	4.3	51.5		
5	DIXT	100.0	1	83.7	6	95.7	6	45.2	55.9		Sc.
6	PANC	93.3	4	100.0	1	100.0	1	-0.4	49.9		

Here is an example:

This program is convenient, easy to use and designed for those who believe that the PACE MAKES THE RACE readouts were some kind of revelation. It gets a fair share of winners, particularly in formful races; meaning lower average mutuels. However, it's a good tool for those preferring simplicity and who have full time jobs. AND, it has demonstrated proven worth in isolating contenders for insertion into more Advanced Programs. It is particularly handy for making a quick analysis of the running characteristics of a given horse as viewed from multiple pace lines to see how it best fits today's pace scenario. This is the way I used it back when it really was something NEW - way back in 1975.

But there is some good news on the Phase I, API front. Programmer Guy Wadsworth is now busy re-doing it in BASIC for IBM and compatible. That will mean the program will be usable on ANY IBM Compatible, NO MORE program crashes and a much simpler process. It offers all the same ADVANCED PROCEDURE readouts as before - including the SW factors. It will be truly USER FRIENDLY to all.

What a barrage of mail telling US that the Racing Form has a new running line format. Yes, we know. We actually get the Racing Form, too. And, if you read FU #39, you KNOW that we've done something about it. I'm a little mystified by persons who ask when we'll update the Phase I, TPR, CPR TEH, or whatever, numbers. Please! Phase I ONLY uses TWO aspects of pace: the classic second call and final time. If we UPDATED Phase I it would no longer be Phase I.

He mistook START, listed under 1st Call at from 3.5 through 7.5 Fur. for the FIRST RUNNING CALL of the race. The actual RUNNING FIRST call is listed under the word-2ND. He was concerned because there is no beaten length equivalent for 1st Call at these distances. Of course THAT is because there ARE NO beaten lengths shown at the START, only positions.

Distance	1st call	2nd	3rd	4th	5th	Fractional Call Times	Finish
3 1/2 f	start	1/4	—	str	finish	1/4	finish
4 f	start	1/4	—	str	finish	1/4	finish
4 1/2 f	start	1/4	—	str	finish	1/2	finish
5 f	start	3/16	3/8	str	finish	1/4	finish
5 1/2 f	start	1/4	3/8	str	finish	1/4	finish
6 f	start	1/4	1/2	str	finish	1/2	finish
6 1/2 f	start	1/4	1/2	str	finish	1/4	finish
7 f	start	1/4	1/2	str	finish	3/4	finish
7 1/2 f	start	1/4	1/2	str	finish	3/4	finish
1 mile	1/4	1/2	3/4	str	finish	1/2	finish
1 m70 yds (140)	1/4	1/2	3/4	str	finish	1/2	finish
1 1/2	1/4	1/2	3/4	str	finish	1/2	finish
1 3/4	1/2	1/2	(2) 3/4	(3) str	finish	3/4	finish
1 1/2	1/2	1/2	3/4	str	finish	3/4	finish
1 3/4	1/4	1/2	3/4	str	finish	3/4	finish
1 1/2	1/4	1/2	1/2	str	finish	3/4	finish
1 3/4	1/4	1/2	1/4	str	finish	3/4	finish
1 1/2	1/4	1/2	1/2	str	finish	1/2	finish
1 3/4	1/4	1/2	1/2	str	finish	1/2	finish
1 1/2	1/4	1/2	1/2	str	finish	1/2	finish
1 3/4	1/4	1/2	1/2	str	finish	1/2	finish
1 1/2	1/2	1/2	1/2	str	finish	1/2	finish
2 miles	1/2	1/2	1/2	str	finish	1/2	finish
2 1/2	1/2	1/2	1/2	str	finish	1/2	finish

experience that by OUR readouts ALL 5 and 5.5 furlong races are won by horses that excel in Sustained/Late Pace. Never mind how you perceive them running VISUALLY, I'm talking about OUR readouts. They also record LOWER percent Early and show a NEGATIVE difference between Early and final fraction. We scratched DIXT. So, which TWO horses best qualify for WIN in this readout? Unquestionably PANCHO & JIMM. Panch won. Jimm was that Counter Energy Horse. It showed. Monarch, who after scratching Dixt was 3rd on CPR, placed.

Don't make the mistake this client did when reading the Racing Form's Instructions regarding the new running line format:

Beginning at ONE MILE, 1st actually refers to the 1st running call of the race. Through 1 1/16th miles this is the first quarter mile. This instruction sheet, distributed by the Racing Form, also leads us a bit astray from a mile 1/8th on up. The First POSITION CALL is at the quarter BUT the first RUNNING TIME call with beaten lengths is at the HALF MILE. The DRF Past Performance stretch call at a mile and 1/8 through a mile and 3/8ths is at the mile point.

While we welcome the new increments we abhor their lack of uniformity. The format might well have been designed by a psychopath since we have NO WAY to look at comparable route fractions after 8.5 fur. THIS is a crying shame because the most important route distance switch comes between route distances UNDER 9 furlongs and those of 9 furlongs and OVER. One would think that the DRF would have consulted with at least a FEW pace specialists before they came up with their new format. But, NO, the experts on their staff along with those receiving consultant fees are apparently all FINAL time persons.

ONE THING we can all be thankful for: This new format will surely confuse any members of the mob trying to analyze incremental times. A blow will also be rendered to the "Figure Handicapping" experts who employ the old classic 2nd call with final time ONLY. It is too late for them to revise their 1992-93 hardbound books, so their readers will suffer similar confusion. Our own computer programs and literature will henceforth reflect the new format.

In reading our older material be sure to establish in your mind that all references to FIRST CALL in routes were for the HALF MILE; and SECOND CALL means the 3/4 mile time in routes and the 1/2 mile time in sprints. ABOVE ALL, get accustomed to the NEW FORMAT. Don't be guilty of sharing the mob's confusion. The battle cry is "Confusion to the enemy!" NOT to ourselves.

-----0-----

When we first released SYNERGETIC MATCHUP II, I failed to properly instruct the office staff on which manual should accompany the program. It SHOULD have been the Sartin Methodology Today Thoromation-

Here is my prime readout for the race, won by JOURNALISM, \$33.00. (Winning Client readouts, next issue).

Further, the race was clearly won by persons using EVERY computer handicapping tool we've ever produced - from Phase I thru Entropy. We did not receive even ONE off-the-wall type of reasoning in getting the winner. a few of our more elite members were skeptical of anyone's ability to win it using logical criteria; old fail to win other races. Of course these elitists DO get a goodly number of winners through their personal style of handicapping. But, because of their personal success, they tend to think that theirs is the ONLY way. The contest was designed NOT to diminish the ego status of these elitists but to BOLSTER the egos of those who COULD bring themselves to win the race and, most importantly, to demonstrate that here IS more than ONE way to skin a cat.

Considering the paucity of the prizes, an AMAZING number of clients, 21% of our subscribers, responded to our FU #39 Handicapping Challenge race, the "Shoemaker Handicap." Not only was the response gratifying but the way ALL the respondents analyzed and WON the race as reflected by their readouts was superbly PROFESSIONAL.

FOLLOW UP 39 HANDICAPPING CHALLENGE
Winners Announced

-----0-----

Deceleration Manual. Some of you were sent the MATCHUP Manual instead. If you were one of them let us know. We'll send the proper manual. All is not lost, however. You got our best seller THE MATCH UP free of charge. All who are using SYNERGETIC MATCH UP II REMEMBER - Always hit the Y for yes when the program asks: "Kinetic Generator? Y/N. AND, be sure to read the instructions for making the ALTERNATE ADJUST that appeared in the Q&A column in FU#39! (among other places).

I guess the reason so few East Coast clients entered was because of the postmark deadline. Fortunately it didn't bother the lady from Canada who says she RUSHED to the post office to mail her entry. It was NOT fixed but I'm really delighted that TWO of our winners are women. Our anti-chauvinistic movement is paying off. Now the ONLY teaching member who still insists on addressing our seminar attendees as "guys" is Bruce Jorgenson. Hard to change an old army colonel.

EXPANDED PRIZE LIST 1st = 3 back issues FU.
 2ND = 2 back issues FU.
 3RD & 4TH = 1 back issue FU.

3: DICK FRITTS (Washington) 4: JAMES MAC ELWEE (Las Vegas)






2: BETTYE HIXON (Calif.) 2:(TIE) MIKE HAMM (Texas)

Canada

1. JEFFRY PONCHER (Calif.) 1:(TIE) PATRICIA DRUMMOND (Eastern

of the winners. THEY ARE: -
 In the next FU we'll re-publish the race along with the analyses and readouts

awards more fair, as you'll see.
 day gap for the mid-west and fives days for the east coast. This made the southern California client who receive their FU FIRST. So, I allowed a three postmarks. Holding to this would mean that all winners would come from I did goof in saying that the 1st winners would be judged by the earliest

5 LEGEN	
4 LUTSA	
3 JOHN	
2 LOMI	
1 C. SAN	

A few clients have asked why we don't upgrade the old hand-held computer programs to include the new format. The reason is simple: Phase I and ULTRASCAN only USE the classic second call and final time. Phase I, III and Synergism I or II have been mercilessly pirated by MANY nefarious outside sources. In effect, they are in the public domain and, as such, have

-----0-----

In addition, we have RE-TOOLED all of our ADVANCED programs so that you may USE YOUR BONUS gift certificate to obtain one. Just bring your OLD EXDC, KGEN, SYNERGETIC MATCHUP II, ENTROPY for a trade.

We will be GIVING this program away FREE to all attendees. This, plus our usual offer of a FREE BONUS GIFT CERTIFICATE makes the seminar more than worthwhile to attend.

On these dates I'll be joining JIM "THE HAT" Bradshaw and the OKLAHOMA MAFIA including Tom McCrae and Tony Rust and other prominent Teaching Members. It will be a no-nonsense conclave dedicated primarily to USING THE NEW RACING FORM RUNNING LINE FORMAT and OUR NEW Readouts, which will be universal and nationwide by then. We've been able to garner some dramatic new readouts from the Racing Form's NEW format. We've tailored a special (IBM & Compatible) program called ADVANCED SELECTOR, programmed ONE STEP farther than the SELECTOR we gave away at the Albany/Saratoga Seminar. It has Auto Adjust readouts for each entrant's Incremental Beaten Lengths relative to the rest of the field, the ability to do marathon races(OVER a mile and 3/16th), adjusted Phase I and the ENTROPY sort screen.

WHERE? THE FIFTH SEASON HOTEL, 6200 N. Robinson, Oklahoma City, OK. 73118. PHONE: (405)-843-5558. Room Rate: Single, OR Double \$52. CALL: THE FIFTH SEASON SOON and make your OWN room reservations at this Low Special Rate. Be SURE to tell them that you're attending THE SARTIN METHODOLOGY Seminar!

OCTOBER 1ST THRU 3RD
OKLAHOMA SEMINAR/WORKSHOP

lost much of their pari-mutuel punch. Their widespread use may even have something to do with the lower average mutuels that so many people complain about at major tracks.

We are dedicated to staying years AHEAD of the mob, NOT capitalizing or profiting from CATERING to popular taste. Goodness knows there are enough purveyors out there who DO! I would be a hypocrite, indeed, if I went on promoting, just for a few bucks, material that is INFERIOR to our advanced work.

SO, Oklahoma will be dedicated, as always, to The Sartin Methodology TODAY! And today's reality, whether we like it or not, is the NEW running line format adopted by the Daily Racing Form.

More GOOD NEWS. Because I will be the only one traveling from afar to teach at this seminar, the ALL INCLUSIVE cost will be A grand TOTAL of only \$255, INCLUDING at NO EXTRA charge, your Racing Form, program, bus ride and Club House admission to REMINGTON PARK, Sunday Oct. 3.
(MY Birthday - so WIN).

I repeat, the focus will be on USING and WINNING with the NEWLY tooled program versions employing the NEW Racing Form running line format. A lot of you have indicated some confusion over how to apply and interpret the new data. THIS SEMINAR will end that confusion and demonstrate dramatic NEW readouts that will enhance your WIN and profit proficiency. So no matter where you live, I hope to see you in Oklahoma City in October.


-----0-----

AMAZING STORIES Dept. This sentence appeared in FU 39. It was penned by Bill LeStrange in his commentary on using ENTROPY:

I have identified a simple method of detecting a hidden form deficit that in most cases and most races will allow you to eliminate contenders from win bet consideration. That simple method is - Eliminate those animals whose middle, hidden fraction is greater than its first fraction.

Between us Spencer, Jim "The Hat" and I received over 40 inquiries asking, "What does this mean?" It means just what it says. HE eliminates horses

KNIGHTS and maidens of the new round table take supper at the EXCALIBUR after Las Vegas Seminar. Bottom Row, left to right IVON HUGHES, TOM BROHAWER, Celebrated author, Le ROI BRADSHAW, CLAUDIA TOTH, Top Row, BRUCE JORGENSEN, THE DOC, BERT WAYNE, SPENCER TONER, "THE HAT," Top Row teachers and Tom Brohamer all soon to be seen on the Methodology's FIRST Video Tapes.



"Beyer On Speed"

wonderful new book

A review of Beyer's truly

Coming NEXT ISSUE:

The J.T.M. Pocket Face Computer. It gives you precise, objective information that clearly identifies the contenders and probable winner. It uncovers false favorite hyperhorses. It indicates when it is impossible to form an "opinion" that would justify a bet. It creates an amazingly accurate variant abstracted from numerical facts contained in each Pace Line. It tells which horses will be on the lead, which will be gaining or gaining in stretch; it also graphically shows Pace Profiles that clearly indicate a horse's ability to go longer or shorter. All of the above computer adjusted for class level. The J.T.M. Face Computer is an amazingly fast simple and easy to learn, use and understand Face Handicapping Method. Evaluate it at the seminar, the race track and during 30 day trial period. Also installed in Sharp 140311 32k computer. Programs for: Cla-Coultl- Punting; Actual Time F.P.S. Pace Show and more.

*Outlying areas: Call Re. Minusstars in your area.

**SERIOUS PACE AND SPEED HANDICAPPERS
FREE SEMINAR* - FREE PACE PRINTOUTS**

- 1ST PACE FIG. - 100
- 2ND PACE FIG. - 100
- STCH PACE FIG. - 102
- FNAL SPD.FIG. - 104.
- 1ST PACE FIG. - 100
- 2ND PACE FIG. - 100
- STCH PACE FIG. - 102
- FNAL SPD.FIG. - 104.
- LAST 1/8TH-OR+ - 2.
- STRETCH-OR+ - 4.
- FNAL & STCH. - 108
- TOTAL ENERGY - 408.

Phase I Rip-Off #14

who Second Fraction (The one we call hidden or Turn Time) is FASTER than the first fraction. Example F-1 = (in Velocity) 58.70, F-2 = 59.10. OR, in Energy, F1=35.20 F-2 = 35.80, etc. Seems perfectly clear to me. Why all the confusion?

Jerry Dolland from Maryland sent the DRF simulcast calendar for the East. Easy to think our own little world is the only one changing. Jerry's world in Maryland changed with the inclusion of lots of races to play from many tracks. The East coast rivals Las Vegas now. The horsereacing industry is more dynamic than the press would indicate and is moving to bring more of the whole market to each of us and at the same time solve some of its \$\$ problems. The NY OTB has been advertising (I called - its true) telephone accounts outside NY (I

-----0-----

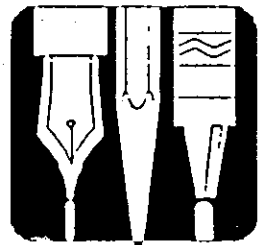
I've been carrying a pocket cellular phone, going on four years, (your calls to my home number have been forwarded to my shirt pocket (714) 835-3246) makes me feel as though I'm home when I'm not. Recently the phone and my lap-top computer received a match-box size interface and I down loaded the DRF. I then got the latest scratches and the morning line odds. I use a local phone number and I would use a local phone number anywhere on earth. (Buck Rogers saw it coming, the future is now)

-----0-----

FOLLOW UP 40 is a high water mark (no pun intended river valley dwellers of the Mid-West)for me, - ONE YEAR as editor. Thanks for the challenge and the pay-offs, it's been fun. You have shared many valuable insights. Thanks for the great help.



FROM THE
Editor's
DESK



I may be playing NY-OTB and hopefully any track.
 If you see me at a Calif. beach laptoped and celluar antennae extended
 in convenience stores and cafes as horse mutual betting terminals.
 also has it that there is consideration to use the Lotto machines located
 states. Rumor
 as do all the
 needs the money
 urgent, the state
 is marked
 tracks. The bill
 northern Calif.
 Calif. to bet the
 folks in southern
 will enable us
 legislation that
 pending
 sent me the
 State Senator
 home. My Calif.
 time from his
 office and less
 minutes from his
 OTB, only 12
 Reservation
 Morongo Indian
 access to the
 should have
 Soon "DOC"
 Park in KY.
 and so has Ellis
 being enforced)
 state lines is still
 betting across
 that outlaws
 federal wire act

wouldn't urge anyone to become a court test case to find out if the

Read from reverse side of card. All programs subject to change.

DAY	PROGRAM	PHILADELPHIA PARK	PIMLICO	ROCKHILL PARK	SHOWBOAT	SPECTOL DOWNS	DOCKERS
SATURDAY	PHILADELPHIA PARK	PIMLICO	ROCKHILL PARK	SHOWBOAT	SPECTOL DOWNS	DOCKERS	
SUNDAY	PHILADELPHIA PARK	PIMLICO	ROCKHILL PARK	SHOWBOAT	SPECTOL DOWNS	DOCKERS	
MONDAY	PHILADELPHIA PARK	PIMLICO	ROCKHILL PARK	SHOWBOAT	SPECTOL DOWNS	DOCKERS	
TUESDAY	PHILADELPHIA PARK	PIMLICO	ROCKHILL PARK	SHOWBOAT	SPECTOL DOWNS	DOCKERS	
WEDNESDAY	PHILADELPHIA PARK	PIMLICO	ROCKHILL PARK	SHOWBOAT	SPECTOL DOWNS	DOCKERS	
THURSDAY	PHILADELPHIA PARK	PIMLICO	ROCKHILL PARK	SHOWBOAT	SPECTOL DOWNS	DOCKERS	
FRIDAY	PHILADELPHIA PARK	PIMLICO	ROCKHILL PARK	SHOWBOAT	SPECTOL DOWNS	DOCKERS	

SIMULCAST CALENDAR
 EASTERN OUTLETS TAKING FULL-CARD PROGRAMS
 JUNE 19 THROUGH JUNE 25

I want to update you on my ongoing search for an absolute mechanical approach to handicapping using Doc and Jimmy's tools.

Doc encourages to probe on. The probing is hitting pay dirt. Let's get up to date.

In FU-35 is the process I use for pace line selection. The process is as sound today as when I wrote the article. Many of you have tried and have had the same results as I. Doc spoke the truth when he predicted that those using this process would 'burn out', and I knew it too.

To reduce the work load, horses that are just too slow can be eliminated easily. Since I had such good results putting all the horses in the computer and in doing so their data was derived from their last four pace lines, it has proved reasonable to also eliminate slow horses by looking at the last four paces of the entries.

At Expo I familiarized myself with Wm. Scott's approach, using the Beyer's numbers. Not consistent enough for me. I tried combinations of Beyer's numbers, speed ratings and variants. My own number crunching found consistency this way:

1. When I add the speed rating and the variant for a race I get a 'sum'.
2. I do this with each of last four races of a horse.
3. The 'sum' which is largest is the number used for that horse.
4. I do this with each horse in the race.
5. The top 6 horses and ties for the sixth horse are my first rough contenders.
6. I then get my pace lines for these 6 horses and ties using the process in the article in FU-35.
7. I enter these pace lines into Zentropy.

Doc will be glad to hear that the work load is cut half and no 'burn out'. The consistency has been maintained.

Now I've reported the results from enough races to know that this true up to THIS point.

More and better news is coming (but untested on enough races to satisfy me.) I've been using an advanced version, Zntropy II and reducing the contenders to four horses. (When it's available you must get it).

When you get your contenders reduced to four horses.

When you use your advanced programs correctly.

When you know you've selected your pace lines in a manner that works. When you have kept records in a fashion that is meaningful and correct.

When your money management is sound.

When you are NOT mentally exhausted because you have let the

computer do the mentally exhausting work.

No more 'whens', you're ready.

My main goal is high consistency and high win %. Record keeping will

tell the rest. Readouts in Zntropy that identify the worst horse and

scratching it to four horses followed by running these horses in EXDC

w/ THOROMATION, keeping records will give you the results with the

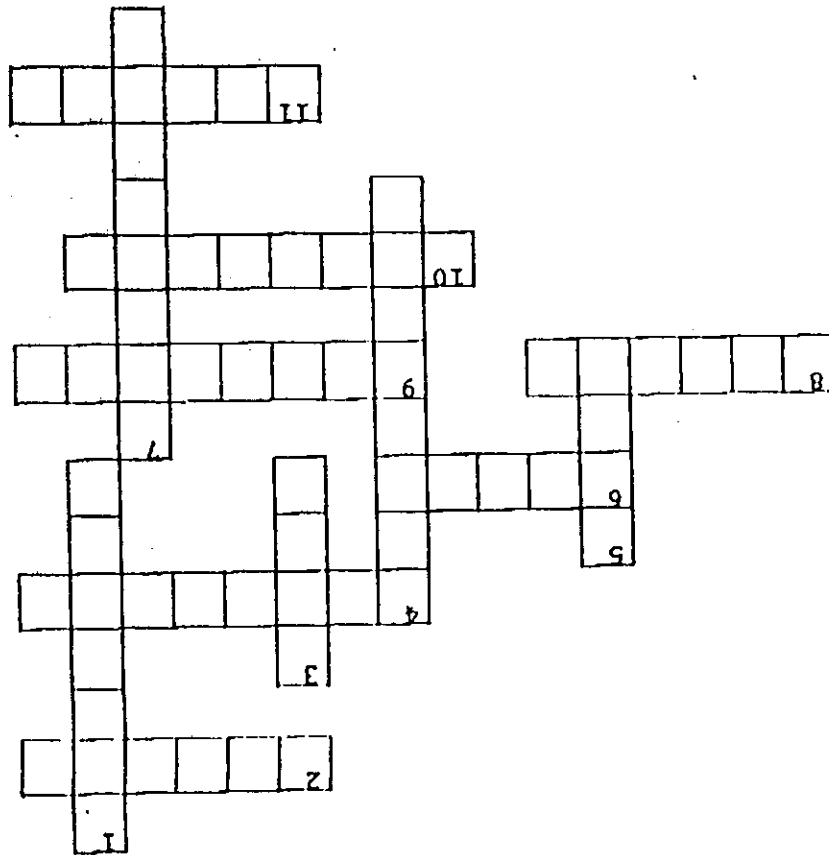
tools and information you now have. I've shared a mechanical way to

get pace lines and contenders down to four and it will reduce fears that

your winner is or is not still with you.

I plan to keep you posted with numbers from bets.

A Crossword puzzle from
 The Jade Bear
 (Rev. Bert Mayne)
 Answer inside back cover.



ACROSS

DOWN


1. Folks who listen and apply the truth the Sartin Methodology brings to light.
2. Came up with the key to the bank. Gentleman author, and Methodology Master.
3. What we read either off the horse or off the newsstand.
4. Put the word "kunjfer" into the computer programming lexicon.
5. It makes the race.
6. The level of brain activity best suited to intuitive work.
7. Unique journal for a select group of serious handicappers.
8. Those who really determine how the race is run.
9. America's Queen of Tracks and the site of a very special Sartin Seminar in August.
10. It grows as you apply the Doctor's prescription.
11. The best investment may very well be in this kind of funds.

The **floptical disk drive** combines the 3 1/2 inch floppy disk's (both DD and HD) magnetic recording with **optical** techniques for positioning the **read/write head**. Also, it can read and write ordinary 3 1/2 inch floppies! As of this date, July 1993, it can store 20.8 Mb; about 75,000 units have been shipped to primarily **work-station** users. Units capable of storing up to 80 MB are in testing labs. The high cost is all that keeps them out of ordinary desk-tops and laptops. If big volume sales can drive the price way down, they will be a dream come true. About 25 manufacturers have combined to form the **Floptical Technology Association**. If scores of other makers of computer hardware can see future sales in the millions of units per year, hey, they will join in a hurry. The billion-dollar Hewlett-Packard Corporation is installing the new flopticals in their costly work-stations. Within two years, perhaps the flopticals will be available in computers that we Sartin Methodologists can purchase in the one thousand dollar range. Perhaps, Hmmm. Before I forget, here is an encouraging thought. Microsoft Corp'n has designed their new **Windows NT** 32-bit operating system with built-in support for floptical drives. Just imagine how many races we Sartin people can "save to disk" on a low-cost 40 to 80 Mb floptical. Kinda scares one, doesn't it? Dream on, Harold. - - - Golly, look here - - - m o r e ! :

FLOPTICAL DISK-DRIVE

Kilo means thousand, **Mega** = million, **Giga** means billion. The 5 1/4 inch diskettes are flexible, generally have a capacity of 720 Kb (kilo-bytes)! they have been called **floppies** for years. The 3 1/2 inch diskettes are a later improvement; they are rigid, are available in both 720 Kb DD (double density) and in 1.44 Mb HD (high density), but they are also called floppies. Both are square in shape, contain an inner rotary disk which contains the **programs**. The mechanism in a computer which rotates the disc is called the **drive**. Most desk-top computers have four drives, **A, B, C** and **D**. When a computer is turned on, the C drive, home of the 5 1/4 inch diskette, usually comes up first. The A drive operates the 3 1/2 incher! the hard disc is controlled by the D drive. The internal RAM is called the B drive, but there is no rotary motion there! Let's assume the computer screen tells us that we are in C drive. But we want A drive. Just type the following: **A:** (that is the letter A followed by a colon [:]) (many beginners forget the colon) then press the **return (enter)** key. We are now in A drive. But you knew that from studying your computer manual and the instructions that came with your program, right? That's enough background information for now. Allow me to discuss some fairly new additions to the computer scene.

In the first **Computer Column**, F.U. #39, Spencer requested that each of you read your computer manual, and read a basic book about **DOS**. I'll assume that you, being good Sartin Methodologists, always follow Doc's and Spencer's sensible injunctions! you are familiar with the terms RAM, ROM, hardware, software, MS-DOS, hard-disc, 5 1/4 or 3 1/2 inch diskettes. Also, you are familiar with all the keys on your computer keyboard, you know that some makes of computers have the **return** key labeled **enter**! that anyone who can even "hunt-and-peck" on a typewriter can use a computer effectively.



THE
COMPUTER
COLUMN
by Spencer Toner
Guest Editor...
Harold Byrd

How much do these devices cost? You will stop reading the rest of this after I answer that question, but please read on! I'll tell you about Shane Sartin's little blockbuster in 2, 5, or 19 more paragraphs! Different makes of RAM PC

cards. Miniature modems and wireless devices are being made to fit on type II PC cards. Numerous makes of miniature rotary hard disks are available for type III PC

me why should I buy a flash card? (One maker claims a lifetime of 99 years!) coin-size battery in a PC card lasts many months, so will someone please tell before breakdown. The cost of PC cards and flash cards is about the same; they have a limited life; various makes have claims of from 100,000 to 350,000 cycles is in their memory due to special construction. Unfortunately, flash cards what is termed **flash cards**. Flash cards do not use a battery, they retain what end for a coin-shaped battery. Nearly all PC memory cards are available in cause a data snafu (my opinion). PC cards have a small opening on the near those because some programs contain data compression algorithms which could in **data compression** which doubles the memory capacity; I'd hesitate to purchase type I and II are primarily for memory devices. They are available now in mem-

and IV slots. Type IV is too thick for any but its own size slot. the center. Type III is too thick for type I or II slots but fits type III fit into II, III, and IV slots but not type I because of being too thick in and the guide rails, type I will fit into all four slot types; type II will card slot of the host. Because of the location of the 68 pins in the host slot 50% longer than the standard size, thus will not fit completely within the off. Some OEMs are planning **extended** PC cards. This means that they will be into its slot. PC cards can be plugged in or out whether the system is on or PC cards plug into the appropriate slot as easily as a 3 1/2 inch diskette plugs

it includes a rotating miniature hard disk. of it. All that is publically known is that it is thicker than type III, and Type IV is not sanctioned by PCMCIA, but several OEMs have begun manufacture Type II is 5mm thick (3/16+ inch). Type III is 10.5mm thick (almost 7/16 inch). written for the others. Type I is 3.3mm thick; that's a bit more than 1/8 inch. **Type III, Type IV.** Standards have been set for types I and II, and are being As of today, there are four types of cards; they are called **Type I, Type II, Type III, Type IV.** Standards have been set for types I and II, and are being space limitations, notebook and laptop computers will benefit from PC cards. equals about 2-3/16 inches, 85.6mm is about 3-3/8 inches. Due to weight and equals one-thousandth of one meter. One meter equals 39.37 inches. Thus 54mm longer that the others, they mesh first and unmesh last. One mm (millimeter) end of the **slots** of the host computer. The battery power and ground pins are contacts along the short side) which mesh with 68 pin contacts at the inside and 85.6mm long, they each have 68 contacts (two rows of 34 female electrical or simply **PC card**. PC cards are plug-in devices and are a maximum of 54mm wide and use. The solution? A credit-card size device which is called **PCMCIA card**, has been lack of sufficient memory. PCMCIA was formed to not only determine the solution, but also to set industry-wide standards for their manufacture and use.

Palmtop computers have been in use for 15-or-so years. Their biggest problem Four years ago, 25 manufacturers met to form PCMCIA. Today it has grown to 350 members, nearly every OEM (original equipment manufacturer), and most of computer assemblers belong. So, what's the big deal?

PCMCIA means Personal Computer Memory Card International Association. Gasp!

In addition to several palmtops, I use a laptop, the Toshiba 1000SE, with the Kodak Diconix inkjet printer. It, like most printers, takes forever-and-a-day to print graphics like KGEN exdc & sp, and Thromotion horses zooming across the screen! I needed a program to halve the time it took to print graphs. I tried two in 1991, but my laptop refused to cooperate, even after I called the manufacturer on the phone. Well, in late 1992 I heard that Shane Sartin had such a program. I called Shane on the phone, got the info, and bought a copy from him. It is called **GRAFLAX**, it causes graphics to be printed either normal, or half size. It speeds my graph-printing by more than half. It is \$15 from Shane, \$16.16 if shipped to CA. 3/2 or 5/2 inch diskettes, state which

Shane's Blockbuster

Prices for PCMCIA cards and for Flopticals are high right now, but as volume of sales rises, the prices are sure to take a substantial drop. I suggest that by the end of 1994 that they will be 25 to 35 percent of their present prices. They are the future for computers for the next few years, so get ready for them. - - - I subscribe to thirty-odd magazines, eight of them are computer-related. **PC Magazine** is the best of the lot. I plan to drop most of the rest. **Compute** had an 8-page article about PCMCIA in the May 1993 issue. Our Spencer attended a computer show two weeks ago (it is now 7-14-93) and picked up several pounds of info about PCMCIA, he sent it to me to aid me in writing this essay. Thanks Spencer, what a kind thing to do. I've picked out the pertinent info for y'all.

PCMCIA cards are available for many more functions than just the RAM and rotary hard disks which I have mentioned. If you want to know more about them, write to PCMCIA, 1030G East Duane Avenue, Sunnyvale, CA, 94086, or telephone them at 1-408-720-0107. They have a Fax line and two BBS (bulletin-board) lines.

I can see no reason in the foreseeable future why any Sartin methodologists will need more than 2 Mb RAM, but I suggest that you check with Doc or Jim Bradshaw about that. Will Jim program the PCMCIA cards? I can't speak for him, ask him. Ok? I hope so! I've spoken with a dozen of our group who also hope so.

Before buying any PCMCIA cards, be sure that the computer you own must have the proper type slot to accept them! For more than a year, the following palm-tops have had type I PC card slots built-in: the HP-95LX @ \$399, and the Poget PC (from catalog #58) @ \$649. About 6 months ago HP upgraded the HP-95 from 1/2 Mb RAM to 1 Mb, called it the HP-95LX1MB, now priced @ \$589. HP has just advertised a new palmtop, the HP-100LX, it has 25 row, 80 column display, 2 Mb ROM, 1 Mb RAM, PCMCIA type II slot, Lotus 1-2-3 release 2.4, MS-DOS 5.0, weighs less than 12 ounces, has numerous other business applications. EduCALC will have it @ about \$729 (I think!). There are many notebooks and laptops due this year which will have PCMCIA card slots. Within two years, 60% of all new desktops and 90% of all smaller computers will have PCMCIA capability. IT IS COMING!

cards recent discounted prices from catalog #59, the 1993 issue free (!) from EduCALC, 27953 Cabot Road, Laguna Niguel, CA, 92677: 1 Mb \$215 to \$490; 2 Mb, \$341 to \$499; 2.5 Mb flash card, \$399; 5 Mb flash card, \$599; 10 Mb flash card, \$999. These all appear to be type I cards; I have not seen any type II or III cards prices advertised, but some type II & III cards are available now.

not know about this "advert"; you had better call or write before ordering. See inside front cover of recent F.U. for phone number and address.

Let's get back to flopticals for a moment. There does not seem to be many OFMS interested in their manufacture, so it could be a case of, too little, too late. Flopticals are a brilliant invention, there is room for them out there. Let's hear it for flopticals, "rah rah flopticals." That should help.

I just had two visitors who are on their way to one of the Mexican foreign books! they wanted a race "tip". I refused. I do not furnish tips, they should have known that. However I did tell them briefly about this article, about the HP and Poget palmtops. They seemed surprised that I did not mention the Zeos. Here is why: the Zeos palmtop weighs 21 ounces which is pretty hefty for a palmtop, it uses two AA alkaline batteries which last "ten hours of continuous use". It does have two PCMCIA type I slots. plus plenty more goodies. But, how often is a person going to have to buy replacement batteries? Every two or three days? Hey, come on. I've read their ads several times, but I can't find any other thing about power instead of those batteries. That is why I did not mention the Zeos palmtop. Of course there is a lithium battery backup for when the main two AAs are being replaced, to keep from losing any data during that minute or so. I do think that Zeos' other computers are superior to many costing much more, but I think someone in their design lab messed up on that palmtop. If anyone knows differently from this, please tell me and I will be the first to admit an error in my judgment. Usually, Zeos-made computer equipment is among the very best, at a price below the best.

There are quite a few other "suitable" palmtops and notebooks which have PCMCIA slots, but they do not seem to advertise in the better computer magazines. Also, some OFMS seem to go in and out of business every few weeks. Hey, it is dog eat dog out there! At least twice in the last five years I've thought I might go into that business, but each time I asked myself, Harold, have you lost your marbles? Any time I want money, I go to what Jimmy Bradshaw calls his outdoor bank - - - there is that money just waiting to be picked up. So, who needs the headaches of big business? Not me, I've been a Sartin client since early 1983! who could ask for anything more? Computers are getting better and cheaper every few months. When buying any, just watch that the purchase is from a reliable maker who will be in business in a year or more when a replacement part might be needed. Repairs on computers that are out of the warranty period are costly - - - in fact, out of all reason. So, stick with reliability and quality. That is another good reason to get PC Magazine, you will not find "fly-by-nights" advertising there! Enough for now, I'll turn this over to Spencer for his comments. Thanks for listening.

As I mentioned in the prior article, I subscribe to Tom Brohamer's Southern California variant service. (Tom only does the service for Southern and Northern California so others will have to make their own variants.) On the racing form, to the left of each pace line I want to check with Phase 1, I note Tom's variant. For example, Darryl's Choice, top line, shows a minus 2. On June 20th at Hollywood Park, the day that race was run, sprints were fast 2, so that pace line would get a minus 2 adjustment. If you do the same pace lines I have done, using Phase 1, you get a slightly different result, since I also use an additional adjustment for different distances at the same track. Again using the first pace line, I have computed that a 7 furlong race at

As I mentioned in the prior article, I subscribe to Tom Brohamer's Southern California variant service. (Tom only does the service for Southern and Northern California so others will have to make their own variants.) On the racing form, to the left of each pace line I want to check with Phase 1, I note Tom's variant. For example, Darryl's Choice, top line, shows a minus 2. On June 20th at Hollywood Park, the day that race was run, sprints were fast 2, so that pace line would get a minus 2 adjustment. If you do the same pace lines I have done, using Phase 1, you get a slightly different result, since I also use an additional adjustment for different distances at the same track. Again using the first pace line, I have computed that a 7 furlong race at

The article in the last FOLLOW UP evidently created some interest. I had received numerous requests for copies of the form when Spencer telephoned to request that I pick a sample race and go through it horse by horse and item by item to show how horses were eliminated and contenders selected using the various factors contained on the form. I had been to the Indio, California off track betting facility the day he phoned and one of the races that day seemed to qualify as a usable race. Hollywood Park has had a lot of maiden races, 5, 6 and 7 horse fields, but not an abundance of claiming races with 9, 10 or 11 horses. However, the 5th race at Hollywood Park on July 4th seemed to be a satisfactory one to analyze. It was a 6 1/2 furlong, \$12,500 claiming race for 4 year olds and up.

APPLICATION OF TOM BROHAMER'S
CONTENDER SELECTION PROCESS
by
Hank Dally

PRO: Good Phase I rating off last race. Last race is also the best Racing Form Speed Rating of the last 10 races. Although some say to never use the best pace line UNLESS it is the last line. I have found that if the last line is the best, and the horse has never run a comparable line in the past, be wary of the last line. It is better to look at what he has generally run in the past. Darryl's Choice probably won't run another 178, but close to 174. On every race handicapped, I always do Phase I on the last pace line of each horse, and often several other pace lines to

1. DARRYL'S CHOICE.

Taking the entries one by one: Pro's and Con's

definite advantage.
Now to go through the entries one by one as to Pro's and Con's. If you don't decide to use this form, or one you devise, it is a definite handicapping aid to pick a couple of races each week and write down the positives and negative factors for each horse. I'm sure very few will do this - but try it. Tom advocated this in the first session of his handicapping seminar. When he asked at a subsequent session how many had done it, only 3 or 4 hands were raised out of a total 75 or 80.

Outside Track Bias: Outside post positions, in sprints, had a

where the horse did well.
determine a horses running style, the "Doc" has said to look at the races winning. Very few sustained or sustained/pressers were winning. To Track Profile: mainly early and early/presser with some pressers

-7 balance. These could go 2 or 3 points either way.

Phase I pace parameters were: EPR-91, FPR-87, TPR-178 with a

for a 6 1/2 furlong sprint at Hollywood Park, July 4th.

Before discussing each horse, I'd like give you the Track Profile adjustment you want to make under T-T (Track to Track).

form variant, punch in 17 for TV (Track Variant) and put in the total versa. Note: If using Brohamer's variants you disregard the racing

there is a big adjustment when going from a sprint to a route, or visa distance adjustment in sprints - at the same track - is not too great, but -5 for the different distance, a total adjustment of -2.5. This different

adjustment for this pace line would be -2 for Brohamer's variant plus a

Hollywood Park is run .5 faster than a 6 1/2 furlong race. So the total

verify whether or not the last line is a representative pace line. By the last line, the FPR and TPR are very good.
CON: He is being raised in class off a losing race. Although this, by itself, is not a "throw out", it is a MINUS for older horses. He is also in number 1 post, and his ESP is sustained. He definitely does not meet the track profile.

2. MYTHICAL BEING.

PRO: ESP - Early/Presser. Moderately good Phase I ratings. Did not have Brohamer's variants for Northern California so used the 06 Racing Form variant with an adjustment of -2.5 (a -2 for Golden Gate as an inferior track to Hollywood Park and a -.5 adjustment difference between 6 furlongs at Golden Gate and 6 1/2 furlongs at Hollywood Park.

CON: Being raised in class off a losing race. Also, his last race was at Golden Gate, a lower class track. The lower class claiming horses from Golden Gate do not transfer too well to Southern California. His two prior 6 1/2 furlong races at Santa Anita, which were not particularly noteworthy trend to verify his ability.

4. JESTWISHINANAHOPIN.

PRO: ESP - Presser. Not the best running style at this time, but some pressers have been winning. Good Phase I ratings in his last three races at Hollywood Park.
CON: Being raised in class off a losing race.

5. MIDNIGHT LEADER.

PRO: Dropping in class from 16,000 to 12,500, a positive drop since needed the drop. Good Phase I ratings in his last two races at Hollywood Park. ESP - Early/Presser. When a horse is dropping in class you can rate the last pace line off the second call. Here he was up close at the second call so it is not negative.

6. SWEEPING RAIN.

PRO: ESP-Presser (although as a negative, often appears to run as a sustained/presser). Average Phase I rating in last race and third back. If there are other races to rate - here last and third back - I don't rate the horse off a "good" track with a +7 variant.

PRO: Fair Phase 1 ratings. Running in same class.

9. PAVANDPAVANDPAY.

Because there are so many of them, I have done a survey of low level claiming races in Southern California, i.e., 8,10 and 12,5. Winners seldom repeat. The big question then is can Keep Clear win 3 in a row. Considering his present excellent form - no form defects except a possible positive rise in class - and he has previously run 4 good races in a row (4th to 7th back) he could win a third in a row against this field.

CON: Being raised in class from 10,000 to 12,000. Although a raise in class is a disadvantage. Note the difference between Keep Clear and the other 4 horses that are being raised in class. Keep Clear is being raised off a highly rated winning effort, which is a positive raise. The other four are all negative raises.

PRO: ESP - Early/Presser but more toward Early. Phase 1 rating on last two races as good or better than recent races of the other entries. However, as stated previously, I tend to discount a race run on a muddy track (second back) with a Brohamer variant of +15. To verify the last running line. I check other races... Note comparable races 4th, 5th and 6 back. They substantiate the last pace line. Keep Clear is the fulcrum horse and will undoubtedly be the pace setter at an estimated 2nd call of 45.2. If their ratings are good, fulcrum horses very often run first or second.

8. KEEP CLEAR.

PRO: ESP - Presser. Dropping in class from a Golden Gate NW/1 allowance race to Hollywood Park 12,500 claiming race. This is a difficult drop for me to figure, as I am no Tom Brohamer. Although Golden Gate is a lower class track then Hollywood Park, a NW/1 allowance race at Golden Gate is certainly a higher class race than a 12,500 claiming race at Hollywood Park, so definitely a class drop. At the Southern California tracks this would be a very negative drop, and probably it is here too, so should be on the "con" list.

CON: "SNAIL" horse. Bad last race and Phase 1 rating.

Probably won't make; up 13 1/2 lengths.

7. BLUEBIRD CARE.

CON: Being raised in class off a losing race.

CON: Not up close in either of his last two races. ESP-

Sustained/Presser with more toward the sustained.

I have not commented on the "can win" factor, as looking at all

the past races, any one of the entries could win this race. Also, I have

not commented on the workout factor. Although the recent workout

history of a horse can be important, in lower claiming races (at least in

Southern California) it is not that critical. If a low claiming horse has

had a 6 furlong or longer race within 20 days, or a 5 or 6 furlong

workout within that time, they should not be disqualified. But note, this

comment applies to lower level claiming races.

Now to go back and mark the form. hi-liter pens do not

photograph well, so I have circled every factor to be marked. To get the

full benefit of this form I would suggest you mark it with re and yellow

as we go along.

DARRYL'S CHOICE: red "class R", and red "Meets TR PR.

Also mark the ESP square with the "S" in red. Yellow FPR and TPR

squares (those next to "misc." and "can win")

MYTHICAL BEING: red "UPCL", and red 0 for not being

able to run with the projected pace.

ELEGANT BARGAIN: red "class R"

JESTWISHINANAHOPIN: red "class R.", yellow FPR and

TPR.

MIDNIGHT LEADER: yellow "class DR", and yellow FPR

and TPR.

SWEEPING RAIN: red "class R", and yellow FPR

BLUEBIRD CAFE: red "UPCL", and yellow "class dr"

(Remember this was a very questionable class drop.

KEEP CLEAR: red "class R", yellow FPR and TPR.

PAYANDPAYANDPAY: red "UPCL", and red "MEETS TR

PR.", red S/P in ESP square.

Workouts	Time	Distance	Track	Notes
27Apr92-25A	1:14	1/2	Clm 15000	Mythical Being
25Apr92-24H	1:22	1/2	Clm 15000	Mythical Being
23Apr92-23A	1:12	1/2	Clm 15000	Mythical Being
21Apr92-22H	1:12	1/2	Clm 15000	Mythical Being
19Apr92-21A	1:12	1/2	Clm 15000	Mythical Being
17Apr92-20H	1:12	1/2	Clm 15000	Mythical Being
15Apr92-19A	1:12	1/2	Clm 15000	Mythical Being
13Apr92-18H	1:12	1/2	Clm 15000	Mythical Being
11Apr92-17A	1:12	1/2	Clm 15000	Mythical Being
9Apr92-16H	1:12	1/2	Clm 15000	Mythical Being
7Apr92-15A	1:12	1/2	Clm 15000	Mythical Being
5Apr92-14H	1:12	1/2	Clm 15000	Mythical Being
3Apr92-13A	1:12	1/2	Clm 15000	Mythical Being
1Apr92-12H	1:12	1/2	Clm 15000	Mythical Being
30Mar92-11A	1:12	1/2	Clm 15000	Mythical Being
28Mar92-10H	1:12	1/2	Clm 15000	Mythical Being
26Mar92-9A	1:12	1/2	Clm 15000	Mythical Being
24Mar92-8H	1:12	1/2	Clm 15000	Mythical Being
22Mar92-7A	1:12	1/2	Clm 15000	Mythical Being
20Mar92-6H	1:12	1/2	Clm 15000	Mythical Being
18Mar92-5A	1:12	1/2	Clm 15000	Mythical Being
16Mar92-4H	1:12	1/2	Clm 15000	Mythical Being
14Mar92-3A	1:12	1/2	Clm 15000	Mythical Being
12Mar92-2H	1:12	1/2	Clm 15000	Mythical Being
10Mar92-1A	1:12	1/2	Clm 15000	Mythical Being
8Mar92-0A	1:12	1/2	Clm 15000	Mythical Being

Workouts	Time	Distance	Track	Notes
27Apr92-25A	1:14	1/2	Clm 15000	Mythical Being
25Apr92-24H	1:22	1/2	Clm 15000	Mythical Being
23Apr92-23A	1:12	1/2	Clm 15000	Mythical Being
21Apr92-22H	1:12	1/2	Clm 15000	Mythical Being
19Apr92-21A	1:12	1/2	Clm 15000	Mythical Being
17Apr92-20H	1:12	1/2	Clm 15000	Mythical Being
15Apr92-19A	1:12	1/2	Clm 15000	Mythical Being
13Apr92-18H	1:12	1/2	Clm 15000	Mythical Being
11Apr92-17A	1:12	1/2	Clm 15000	Mythical Being
9Apr92-16H	1:12	1/2	Clm 15000	Mythical Being
7Apr92-15A	1:12	1/2	Clm 15000	Mythical Being
5Apr92-14H	1:12	1/2	Clm 15000	Mythical Being
3Apr92-13A	1:12	1/2	Clm 15000	Mythical Being
1Apr92-12H	1:12	1/2	Clm 15000	Mythical Being
30Mar92-11A	1:12	1/2	Clm 15000	Mythical Being
28Mar92-10H	1:12	1/2	Clm 15000	Mythical Being
26Mar92-9A	1:12	1/2	Clm 15000	Mythical Being
24Mar92-8H	1:12	1/2	Clm 15000	Mythical Being
22Mar92-7A	1:12	1/2	Clm 15000	Mythical Being
20Mar92-6H	1:12	1/2	Clm 15000	Mythical Being
18Mar92-5A	1:12	1/2	Clm 15000	Mythical Being
16Mar92-4H	1:12	1/2	Clm 15000	Mythical Being
14Mar92-3A	1:12	1/2	Clm 15000	Mythical Being
12Mar92-2H	1:12	1/2	Clm 15000	Mythical Being
10Mar92-1A	1:12	1/2	Clm 15000	Mythical Being
8Mar92-0A	1:12	1/2	Clm 15000	Mythical Being



6f Furlongs (1:13) CLAIMING, Purse \$12,500, 4-year-olds and upward. Weight, 122 lbs. Non-winners of two races since May 16, allowed 3 lbs. Such a race since then, 6 lbs. Claiming price \$12,500 if for \$10,500, 2 lbs. (Races when entered for \$10,000 or less not considered)

Hollywood Park 6-5-47 CL 12,500

If you find it's too much trouble or too time consuming to use a form and you presently do not have any contender selection method that is working for you. I would suggest that you use a yellow and red hi-liter pen to mark up your racing form and grade each horse as to recency, workouts, last running line, negative and positive class rises and drops, does the horse meet the current track profile and can the horse win the race. Thanks to Tom Brohamer, you will be able to throw out a lot of horses using this criteria and not have to waste your time on them. You'll also get many winners from the horses you leave in.

Reviewing all the horses, the two standouts on from ratings and Phase 1 ratings are Midnight Leader and Keep Clear. Their running style also meets the pace parameters. All the others have some deficiencies. Dutching the two 60-40 returned a nice profit and the 8-5 exacta paid \$35.60.

Bluebird Cafe was claimed by Redman Allen; trainer, Murphy Marcus J.

Keep Clear was claimed by Perez & Stephens; trainer, Shulman Sanford.
8, Honoc Phillip; 9, Hess R B Jr.
Trainers—1, Heap Blake; 2, Spawr Bill; 3, Carava Jack; 4, Sadler John W; 5, Cleveland Gene; 6, Jackson Bruce L; 7, Aldabbagh Sam H;
8, Martinez Luciano; 9, Alabbagh Sam H; 8, Carey John J; 9, Johnson Hugh
Owners—1, Blush Of Fame Farm & Kenwood Stable; 2, Cannata Mr & Mrs Carl; 3, Carava & Osterberg; 4, Sanger Fay; 5, Frey G E;
and was not persevered with late.
and was five wide into the stretch. SWEEPING RAIN had no visible mishap. MYTHICAL BEING, close up early, faltered badly
strongly but could not quite get up. ELEGANT BARGAIN, close up early, weakened in the drive. DARRYL'S CHOICE broke slowly
missed. PAYAND PAYAND PAY, devoid of early speed and wide down the backstretch, came into the stretch five wide, closed
margin, MIDNIGHT LEADER, also a pace factor from the outset, also battled for command all the way down the stretch and just
KEEP CLEAR, a pace factor from the outset, battled for command all the way down the stretch and prevailed by a slim
B, by Commemorate-Crystal Treasurer, by Caro-Tr. Trainer Heap Blake, Bred by North Ridge Farm (Ky).

Table with columns: Horse, M/G/L A, Wt, P, St, % 1/2, % 1/4, Str Fin, Jockey, C/P, Pr, Odds \$1. Rows include Keep Clear, Midnight Leader, Darryl's Choice, etc.

HOLLYWOOD

FIFTH RACE 6 1/2 FURLONGS, (1:13) CLAIMING, Purse \$12,000, 4-year-olds and upward, Weight, 122 lbs.
Non-winners of two races since May 16, allowed 3 lbs, such a race since then, 6 lbs. Claiming Price
\$12,500 if for \$10,500, 2 lbs. (Races when entered for \$10,000 or less not considered)

Table with columns: Horse, M/G/L A, Wt, P, St, % 1/2, % 1/4, Str Fin, Jockey, C/P, Pr, Odds \$1. Rows include Delahoussaye E, Keep Clear, etc.

Payand Payand Pay 15

Table with columns: Horse, M/G/L A, Wt, P, St, % 1/2, % 1/4, Str Fin, Jockey, C/P, Pr, Odds \$1. Rows include Delahoussaye E, Keep Clear, etc.

Keep Clear 15

Table with columns: Horse, M/G/L A, Wt, P, St, % 1/2, % 1/4, Str Fin, Jockey, C/P, Pr, Odds \$1. Rows include Keep Clear, Delahoussaye E, etc.


Bluebird Gate X-21

Often the answer lies in a behavioral pattern known as a Repetition Compulsion. The classic technical definition is: "The blind impulse to repeat earlier experiences and situations quite irrespective of any advantage that doing so might bring from the pleasure principle."

That's the 1938 definition as postulated by Ernest Jones, a Freudian Analyst. Despite the anti-Freudian tidal wave that swept over the psychological dictum's of the 70's and 80's, even the detractors cannot dispute or avoid certain Freudian terms today. In virtually every case of addictive behavior of any kind, the Repetition Compulsion rears its ugly head. Woman who repeatedly choose the "wrong" man for a relationship; men who likewise choose inappropriate female partners. Along with Inter-Personal Relationship Disorders, Eating Disorders, Sexual Disorders, Alcoholism and Drug Addiction, are most often similarly rooted.

Here is a question that crosses my desk and MY MIND almost daily. WHY in a grouping of twenty or more client win/loss reports do I get eighteen or nineteen with winning records and one or two with abysmal result? Often the NON-WINNING reports come from persons who are handicapping the same tracks within the same time frame and even the same races as those submitting winning reports. This makes the question even more perplexing.

REPETITION COMPUSSION



The Psychology of Winning

Howard G. Sartin, Ph.D

We cannot escape from the fact that at one time or another ALL of US tend to redramatize or re-enact some earlier emotional experience EVEN when it brings us PAIN without the potential of pleasure. This implies the presence of a certain amount of masochism. What it boils down to is a kind of human perversity that gets pleasure, disguised as pain, from NEGATIVE "strokes." This is NOT an uncommon phenomenon in society at large AND for some of our clients.

Many of you have told me the only parental recognition signals that you remember are being scolded or being told what a klutz you were. Many of you describe yourself as being a sibling in a family where the behavior and accomplishments of a brother or sister were extolled by your parents while you were told, "Poor (Does your name go here?), you never seem to learn. Here, let me do it FOR you. " Or, "Why can't you be smart/get good grades/like your brother/sister _____?"

It would seem less than reasonable for one to get pleasure from such negative recognition but if it's the ONLY kind of parental recognition ever received, the mind distorts it into being akin to the pleasure principle. As further proof of this, how many persons do we ALL know who as children were victims of this insidious practice who turn right around and duplicate the same kind of behavior raising THEIR children?

That, too, is an example of the Repetition Compulsion! While the term is universally recognized, treatment techniques vary. Here is where the Anti-Freudians differ sharply from their classically oriented cousins. Behavioral schools, along with Gestalt Therapists, tell us to live in the NOW and not concern or burden ourselves with any parental or other social influences that might be perceived as causing emotional disturbance. Just alter behavior by accepting NOW reality and tossing all those childhood repressions and injunctions in the garbage pail.

With the help of an EFFECTIVE behavioral or Gestalt therapist this result CAN eventuate. The Freudians and Neo-Freudians tell us that if we merely change our BEHAVIOR without resolving childhood conflicts, we will end up with another, probably more serious, disorder. Like trying to stop steam escaping from a kettle of water placed on a stove burner: plug up one hole and another opens to let the steam escape.

This is why Freud abandoned the use of Hypnosis and Hypno-Therapy in

trying to cure diseases of hysteria. (Psycho-somatic). He would "cure" one disorder through hypnosis, only to find it soon replaced by another, more serious one. Cure Asthma and the patient develops Arthritis and so on.

The basic assumption here is that IF an individual, in order to function PSYCHOLOGICALLY, REQUIRES a DISEASE, he/she will get one. Sounds a bit cruel, you say? Yet how many of us cherish childhood memories of pampering and tender treatment we got when we were ill? The sad fact is that all too many humans seek a "Crutch;" some kind of frailty - physical or psychological - as a survival mechanism in a society perceived as hostile.

The Behaviorists and Gestalt Therapists have some real problems in convincing their clients to trade THIS kind of pleasure for ANY KIND of NOW reality. Let's face it we are treated better, more kindly when we are ILL than when WELL. Theoretically, the discomfort of illness is SUPPOSED to over-ride the pleasure derived from kinder treatment. Thus, so-called NORMAL people try their best to get well quickly.

And yet, most of our LOSING clients - and I'm happy to say they are becoming a small minority - are suffering from a Repetition Compulsion based on getting pleasure from failure. Conversationally they dwell on the negative, on everything that HAS and CAN be wrong with life. I go to the off-track betting site with them, assist them in having a winning day. They blossom with momentary euphoria but then they say, "That was a great experience, but just watch me, with my luck tomorrow I'll go right back to losing."

If I respond in a Behaviorist or Gestaltist manner and firmly tell them to STOP WHINING and start WINNING, the shock value has a degree of NOW merit. But when they leave me they always find SOMEONE who will feel sorry for them and treat them more kindly because of their insecurity. Any therapeutic value my stern response might have had will then be lost. One of life's tragedies is that for every victim there is a well-intended "rescuer" who gets HIS/HER kicks from feeling superior by comforting and excusing a "Victim." When standing at the crossroads of handicapping success or failure, many still SUBCONSCIOUSLY prefer the known to the unknown. The rewards for failure, for ILLness, are known. The responsibilities that go along with success can be extremely frightening.

I emphasize SUBCONSCIOUSLY here because most NON-winners affected with a Loser Repetition Compulsion would NEVER acknowledge or even believe it POSSIBLE that they were so afflicted. They will avoid therapy and go on perpetually seeking an INFORMATIONAL solution to their problem. Unfortunately, in most cases, their personal perception of what they call INFORMATIONAL really translates to MAGICAL. They are emotionally arrested and fixated in the early, oral stage of their development where ALL THEIR NEEDS were met as if by magic.

Yet all is not bleak for these individuals. Many were helped by the sessions featuring PHIL GOWENS. Many others have entered into WIN THERAPY and allowed themselves to be transposed into WINNERS. Those who succeed in this are frequent Beaumont visitors. Yet, when someone comes in for Win Therapy vowing to change but never returns for follow up, I can be sure they enjoy losing TOO MUCH to truly WANT a change. This despite the fact that Win Therapy is FREE!

Successful treatment procedures will vary. Some respond well to Behavioral and Gestalt techniques, others respond better to in-depth, regressive type techniques; which incidentally, are making quite a comeback. I'm not prejudiced. I believe that whatever works is valid. In Therapy AND in handicapping.

However, therapy is not ALWAYS the answer. One big problem we must face is that many of you associate Psychology of Winning solely with various aspects of childhood trauma, parental injunctions, social moral conditioning and other aspects of environmental programming. Articles like the first part of this one and those dealing with "The Hypomanic, Schizophrenic and Paranoid (Delusional) Handicapper," ignited your memory banks leaving deep impressions. Operant Conditioning and Cognitive Behavioral themes had less impact.

Happily the August Beaumont Workshop featuring PHIL GOWENS, opened a lot of eyes, minds and hearts. While sub-clinical Neuro-Psychiatric aspects of personality function are highly contributory to the problems of NON-WINNING clients, they are NOT the only cause. The underlying personality disorders associated with these poly-syllabic terms are but one side of the coin. Cognitive Dissidence and a constrictive frame of reference derived from self-limiting belief systems constitute the other side.

PHIL GOWENS has done even more work than I with persons who seem to persist in RECEIVING INFORMATION in almost direct contrast to the MEANING intended by the SENDERS of that information. In the language of Neuro-Linguistic Training, something is wrong with their radio set. It is DISTORTING the signal being broadcast by the radio STATION! It's not just static, it's an entirely different station emanating from the same frequency. Like people in Southern California tuning to KFI and receiving KNX; or in New York, turning to WOR and hearing WNEW. The problem with these examples is that when you get the WRONG station you still get THAT station's message. What we are describing is a circumstance where you may hear a few words from KFI and then get the KNX message without REALIZING that you you are listening to TWO entirely DIFFERENT transmissions.

PHIL GOWENS demonstrates that many clients APPEAR to be listening intently to viable educational messages about the concept and implementation of the Methodology but are in fact, actually hearing entirely DIFFERENT messages being broadcast from their own brain. They are translating the words of the instructors into their own subjective language, hearing what they WANT to hear. If what they hear in their head does not conform to their own self-limiting sense of reality, they INTERNALIZE an entirely DIFFERENT message, swearing on a stack of bibles that their misinterpretation was the message actually imparted.

How many times have YOU been to a seminar or workshop and heard questions from the floor phrased like: "What you're saying, in other words is ALWAYS ----" Answer: "NO." Then the question is repeated, again in the form of an answer. The instructor again says, "NO." It goes on like this for a few more attempts until the questioner becomes silent and often sullen. He/she then goes back home and swears that the answer to the question was, "YES." That's the desired answer and the ONLY one acceptable to THAT particular individual.

Instead of a radio receiver, he/she was listening to a tape cassette, tailor-made in the subjective mind.

I'm not just referring to VERBAL messages, either. The written word is even more subject to distortion. Think of a FAX machine; most offices and many homes now have one. I send you a fax from Beaumont saying one thing but your fax machine prints out an ENTIRELY different message.

Headed by Phil Gowens with a little assistance from me, this was another so-called NON-Handicapping workshop. No computer programs were offered, no Handicapping INFORMATION, per se. It fell into the same general category as our three previous workshops on "The Psychology of Winning."

POSTSCRIPT ON THE AUGUST BEAUMONT WORKSHOP

Because rule bound systems purposefully employ terminology that is familiar to conventional "horseplayer" mentality, they have mass appeal. The surest way to avoid mass popularity is to employ the kind of esoteric terminology we use and then go so far as to tell people that seeking proficient handicapping skills is spiritually noble and a true manifestation of intellectual superiority. For these reasons our own appeal will always be to a minority. The good news is that YOU are the spiritually, intellectually SUPERIOR minority because you have stuck with something that the handicapping public feels is too complex. On occasion we get inquiries from persons I call "horseplayers" " They hear or read about us or watch one of our clients go six wins in seven races and cannot wait to "get our stuff." Fortunately, most are usually discouraged by the restraining caveats and conditions contained in our "Inquiry Package." On rare occasions we get a gem, an unpolished diamond, who is willing to do the work. Others echo that age old "horseplayer" refrain. "I don't understand" They never stick around long enough to learn that they are prime examples of the "Repetition Compulsion."

The YELLOW MANUAL was the first victim of such faulty reception. The Every manual and concept has likewise been distorted by some. The ENERGY, THOROMATION/DECELERATION and CHAOS/ENTROPY manuals produce even more static. The sad truth is that the vast majority of North American "handicappers" are in truth, "horseplayers" who really do not believe DEEPLY that theirs is a pursuit worthy of intellectual or spiritual involvement. So they seek the familiar, the simplistic. Speed Ratings, Pace/Speed Figures, Par Times, Adjustment Techniques and all rule-oriented procedures have universal appeal and sell like hot cakes even when they don't work. Ironic, since most of the persons purchasing such material will admit that they don't have the slightest idea of how to benefit from using them.

Your receiving set is NOT in Sync with the sending apparatus. For many clients this was - and for a few - still is the case.

Like the others it was considerably less well attended than our handicapping workshops. Happily, it was the BEST attended of the four. This can be attributed both to PHIL GOWENS magnetic appeal AND to the fact that, at long last, more and more clients are coming to realize that the difference between handicapping success and failure lies NOT so much in INFORMATION but in INSPIRATION.

If that's too fancy a term, just change the word to ATTITUDE or even PERCEPTUAL FRAME OF REFERENCE. No amount of information can make a winner out of someone whose perception is distorted by destructive ego boundaries and restrictive frames of reference. Phil Gowens succeeded in helping many clients to break through some of these barriers.

We always lose money on these kinds of sessions. But I'd rather lose a few dollars promulgating truth than make a fortune selling computer programs and instructional material to persons whose self-imposed perceptual limitations preclude their benefiting from them.

YOU are all part of what, in scientific circles, is called a CONTROL

GROUP. For medical and other scientific research, Control Groups are divided into several sub groups. Each group is given a different medication, or whatever, and the results are tabulated by group.

In our own work we might have as many as FOUR groups based on the Phase number of the computer program each group might be using. Or, classifying success ratios by those subscribing to the FOLLOW UP and those who do not; those who attend seminars and workshops and those who don't, etc... are other areas producing valuable research data. In this instance I'm focusing on those who take seriously the need for cognitive/psychological introspection and training and those who discount such a need.

I've always kept my eye on this control group dichotomy but since 1986 have kept detailed records. The result is that 87% of our true and consistent winners come from the group whose primary concern is with what we loosely call INSPIRATION as opposed to pure INFORMATION. A double irony here lies in the fact that most clients who are in that 87% control group are, by classical definition, NOT good handicappers. Their less successful counterparts know FAR MORE about handicapping, per se. And, by now I'm sure you know that by "Handicappers" I'm using the classic Quinn/Beyer et al, definition which requires an eclectic knowledge of

ALL aspects of racing as demanded in their various books. Further, the "success group" demonstrates little if any "Ego Identification" with their success. They make no "macho" attempt to prove that their winning stems from some innate ability, indigenous to them alone and NOT reflective of any outside influence. Instead, they get ego satisfaction from following a methodological procedure they have accepted and fully embraced.

The "good" handicappers represent 89% of the 22% who just never seem to "get it." They cluster toward an attitudinal mean proclaiming that psychological factors are mostly a bunch of "crap" that must be endured from me in order to GET the information.

This is kind of ironic and apparently a mind-set exclusive to the community of "horseplayers." "In every OTHER area of human pursuit in North America, psychologically oriented self-help groups, seminars, magazine articles and books, remain the MOST commercially successful of all fields.

In our own experience there is an interim group of about 6% who, like, TOM BROHAMER, JIM "The Hat," et al, appear to have it "all together" and don't seem to NEED any psychological fortification. Unless YOU are in that 6%, I suggest you re-think your attitude.

The first time I went through this race I saw that the race had some seasoned Mares that had race extremely well against the very best graded stakes winners. Some had raced on two continents. A young filly would be tackling tough competition being entered here. But I would use these young fillies in the

the main track. olds and upward. This race is to be ran at 8.5 furlongs miles on *The Silver Belles Handicap* (Grade II). Fillies and Mares, 3-year-invest in, if you had done your homework properly. This race called it a very complicated race. But to me it was a good race to Hollywood Park. Many players at the off track betting since the eighth and feature race Sunday November 15, 1992 at These you need to maintain a profitable business. Here I will use your profits because the tandem race usually offers hefty mutuals. important things that bring joy to living. Also you can maximize you won't have to go to races, Giving you time to do some other First of all you limit your bets. Secondly there are many days that race heavily populated with entries fitting the tandem concept. profit on regular basis, maybe you would like to consider the Since racing is such a tough business for showing and

**THE TANDEM FOR HI-MUTUALS AND
BETTER SELECTIONS**

Marion Jones



Has faced the best at five years old. Has never been disgraced. Has met these before, the ones that really count. She has beat them not in the win. But then in the place 2nd show. She is the only one that went in the Breeders Cap in 1991 finishing third in a field of thirteen. She has faced Sacramento, who is being highly touted today. Being beat by a head. The trainer has brought this mare along pointing her toward a big race. Is this it today?

Brought to Mind:

A four year old filly ships in from Bay Meadows. Has a high win percentage in cheaper company where she controlled the pace. She will go for the lead here. There goes Cargo who also likes the lead. At about five and one half furlong their racing will be over. By leaving her in I can show you what I anticipated and how it came to be.

Love Avie:

Argentine bred five years old mare. She has run some very impressive races finishing second and third close up against Pasana on the main track. Second and third to flawless on the turf. This mare is versatile and highly competitive. She is in fine form. Came back for a Bullet work out Oct. 30 in the mud at seven furlongs. I am looking at the tandem. These seasoned mares have met several times before. The prices will be right.

Re Toss:

A three year old well bred, three starts and three wins. Because of this filly's speed I will keep her in for her to help set up the race I think will be run here. I know this filly is in way over her head.

Cargo:

show you how I do this by looking at each entry. computer and do my own elimination later. I will attempt to

A three year old in fine form. Has never met this kind but does not have to be on the pace. Has a smart jockey that will try to save his horse for some of the money third through fifth. But we are looking for win and place. This one can't cut it. Let her go. Looking at our print out considering the entries we left in using their best race at this distance on the main track.

Interactive:

Chillian bred six years old mare. She has won twelve out of twenty-two races. Ten of these in Chile. She has met the solid contenders in this race before. She won once but they beat her to the finish line more than she has beat them by placing second, third, etc. She had four races in 1991. That tells me she had some problems. Her last two races tell me those problems have come back to haunt her. She was beat by Re-Toss and Brought-To-Mind. She is being touted today as the one to beat. They are saying she is ready we will keep her in and keep in mind our thoughts of her physical condition.

Sacramentada:

A three year old filly. She has met the best three year old fillies on the West Coast. She has never met the likes of these mares. Let's talk about her a bit. She has nine starts finished first four times, second three times, and third once. She has quite a record with a smart trainer that spaced her races out. My thoughts were that she is fragile and that last race is what he had been hoping that would not happen. She stopped on her own. Does she really have a serious problem? Let's leave her in just to see had she would fit into the pace scenario. If she is still sound!

Race The Wild Wind:

Well bred three years old but we have two of these already that could prove to be better. Let's discard this one just plain outclassed.

Terre Haute:

The match up shows Me Love Avie goes to the lead Retoss, Brought to Mind, Race The Wild Wind and Sacramento moves right to her. She weakens. Cargo can't get into this pace and stay. She likes early. She will try for early and have to give up soon. She can't control the pace. In the various we see the real suppositively contenders, Sacramento and Love Avie. Love Avie being early I'll leave in. Sacramento, having beat these before. Cargo has no business here out she goes. Now look at the match up. Retoss and Brought To Mind are using their energy almost identical. Sacramento can't stay with them. Race The Wild Wind should be moving late. But remember she does not look sound. Some physical problems and she is short priced. Three years old going against older. When you toss her out. You see that in the match up, the various The EXDC and the EXDC deceleration ratio your bet Re-Toss and Brought To Mind. Look at the tandem you have the same match up for winners. Re-Toss

Race is --> Race The Wild Wind
Love is --> Love Avie
Reto is --> Retoss
But M is --> Brought to Mind
Cargo is --> Cargo
Scra is --> Sacramento

Race the Wild Wind

McCarron C (7 0 0 0 M)
Own: Chase Farmhouse L & Martine
Tr: McCarron (1 0 0 1 M)
Br: Deane J & Foster (2 X)
P: 1.5 (M), by Sunny's Mate - Sire, by Linda Carter II

2002-2SA 1st 1/4 :45 1:10 1:35
2002-3SA 1st 1/4 :47 1:11 1:40
2002-4SA 1st 1/4 :48 1:12 1:45
2002-5SA 1st 1/4 :49 1:13 1:50
2002-6SA 1st 1/4 :50 1:14 1:55
2002-7SA 1st 1/4 :51 1:15 2:00
2002-8SA 1st 1/4 :52 1:16 2:05
2002-9SA 1st 1/4 :53 1:17 2:10
2002-10SA 1st 1/4 :54 1:18 2:15
2002-11SA 1st 1/4 :55 1:19 2:20
2002-12SA 1st 1/4 :56 1:20 2:25
2002-13SA 1st 1/4 :57 1:21 2:30
2002-14SA 1st 1/4 :58 1:22 2:35
2002-15SA 1st 1/4 :59 1:23 2:40
2002-16SA 1st 1/4 :60 1:24 2:45
2002-17SA 1st 1/4 :61 1:25 2:50
2002-18SA 1st 1/4 :62 1:26 2:55
2002-19SA 1st 1/4 :63 1:27 3:00
2002-20SA 1st 1/4 :64 1:28 3:05
2002-21SA 1st 1/4 :65 1:29 3:10
2002-22SA 1st 1/4 :66 1:30 3:15
2002-23SA 1st 1/4 :67 1:31 3:20
2002-24SA 1st 1/4 :68 1:32 3:25
2002-25SA 1st 1/4 :69 1:33 3:30
2002-26SA 1st 1/4 :70 1:34 3:35
2002-27SA 1st 1/4 :71 1:35 3:40
2002-28SA 1st 1/4 :72 1:36 3:45
2002-29SA 1st 1/4 :73 1:37 3:50
2002-30SA 1st 1/4 :74 1:38 3:55
2002-31SA 1st 1/4 :75 1:39 4:00
2002-32SA 1st 1/4 :76 1:40 4:05
2002-33SA 1st 1/4 :77 1:41 4:10
2002-34SA 1st 1/4 :78 1:42 4:15
2002-35SA 1st 1/4 :79 1:43 4:20
2002-36SA 1st 1/4 :80 1:44 4:25
2002-37SA 1st 1/4 :81 1:45 4:30
2002-38SA 1st 1/4 :82 1:46 4:35
2002-39SA 1st 1/4 :83 1:47 4:40
2002-40SA 1st 1/4 :84 1:48 4:45
2002-41SA 1st 1/4 :85 1:49 4:50
2002-42SA 1st 1/4 :86 1:50 4:55
2002-43SA 1st 1/4 :87 1:51 5:00
2002-44SA 1st 1/4 :88 1:52 5:05
2002-45SA 1st 1/4 :89 1:53 5:10
2002-46SA 1st 1/4 :90 1:54 5:15
2002-47SA 1st 1/4 :91 1:55 5:20
2002-48SA 1st 1/4 :92 1:56 5:25
2002-49SA 1st 1/4 :93 1:57 5:30
2002-50SA 1st 1/4 :94 1:58 5:35
2002-51SA 1st 1/4 :95 1:59 5:40
2002-52SA 1st 1/4 :96 2:00 5:45
2002-53SA 1st 1/4 :97 2:01 5:50
2002-54SA 1st 1/4 :98 2:02 5:55
2002-55SA 1st 1/4 :99 2:03 6:00
2002-56SA 1st 1/4 :100 2:04 6:05
2002-57SA 1st 1/4 :101 2:05 6:10
2002-58SA 1st 1/4 :102 2:06 6:15
2002-59SA 1st 1/4 :103 2:07 6:20
2002-60SA 1st 1/4 :104 2:08 6:25
2002-61SA 1st 1/4 :105 2:09 6:30
2002-62SA 1st 1/4 :106 2:10 6:35
2002-63SA 1st 1/4 :107 2:11 6:40
2002-64SA 1st 1/4 :108 2:12 6:45
2002-65SA 1st 1/4 :109 2:13 6:50
2002-66SA 1st 1/4 :110 2:14 6:55
2002-67SA 1st 1/4 :111 2:15 7:00
2002-68SA 1st 1/4 :112 2:16 7:05
2002-69SA 1st 1/4 :113 2:17 7:10
2002-70SA 1st 1/4 :114 2:18 7:15
2002-71SA 1st 1/4 :115 2:19 7:20
2002-72SA 1st 1/4 :116 2:20 7:25
2002-73SA 1st 1/4 :117 2:21 7:30
2002-74SA 1st 1/4 :118 2:22 7:35
2002-75SA 1st 1/4 :119 2:23 7:40
2002-76SA 1st 1/4 :120 2:24 7:45
2002-77SA 1st 1/4 :121 2:25 7:50
2002-78SA 1st 1/4 :122 2:26 7:55
2002-79SA 1st 1/4 :123 2:27 8:00
2002-80SA 1st 1/4 :124 2:28 8:05
2002-81SA 1st 1/4 :125 2:29 8:10
2002-82SA 1st 1/4 :126 2:30 8:15
2002-83SA 1st 1/4 :127 2:31 8:20
2002-84SA 1st 1/4 :128 2:32 8:25
2002-85SA 1st 1/4 :129 2:33 8:30
2002-86SA 1st 1/4 :130 2:34 8:35
2002-87SA 1st 1/4 :131 2:35 8:40
2002-88SA 1st 1/4 :132 2:36 8:45
2002-89SA 1st 1/4 :133 2:37 8:50
2002-90SA 1st 1/4 :134 2:38 8:55
2002-91SA 1st 1/4 :135 2:39 9:00
2002-92SA 1st 1/4 :136 2:40 9:05
2002-93SA 1st 1/4 :137 2:41 9:10
2002-94SA 1st 1/4 :138 2:42 9:15
2002-95SA 1st 1/4 :139 2:43 9:20
2002-96SA 1st 1/4 :140 2:44 9:25
2002-97SA 1st 1/4 :141 2:45 9:30
2002-98SA 1st 1/4 :142 2:46 9:35
2002-99SA 1st 1/4 :143 2:47 9:40
2002-100SA 1st 1/4 :144 2:48 9:45
2002-101SA 1st 1/4 :145 2:49 9:50
2002-102SA 1st 1/4 :146 2:50 9:55
2002-103SA 1st 1/4 :147 2:51 10:00
2002-104SA 1st 1/4 :148 2:52 10:05
2002-105SA 1st 1/4 :149 2:53 10:10
2002-106SA 1st 1/4 :150 2:54 10:15
2002-107SA 1st 1/4 :151 2:55 10:20
2002-108SA 1st 1/4 :152 2:56 10:25
2002-109SA 1st 1/4 :153 2:57 10:30
2002-110SA 1st 1/4 :154 2:58 10:35
2002-111SA 1st 1/4 :155 2:59 10:40
2002-112SA 1st 1/4 :156 3:00 10:45
2002-113SA 1st 1/4 :157 3:01 10:50
2002-114SA 1st 1/4 :158 3:02 10:55
2002-115SA 1st 1/4 :159 3:03 11:00
2002-116SA 1st 1/4 :160 3:04 11:05
2002-117SA 1st 1/4 :161 3:05 11:10
2002-118SA 1st 1/4 :162 3:06 11:15
2002-119SA 1st 1/4 :163 3:07 11:20
2002-120SA 1st 1/4 :164 3:08 11:25
2002-121SA 1st 1/4 :165 3:09 11:30
2002-122SA 1st 1/4 :166 3:10 11:35
2002-123SA 1st 1/4 :167 3:11 11:40
2002-124SA 1st 1/4 :168 3:12 11:45
2002-125SA 1st 1/4 :169 3:13 11:50
2002-126SA 1st 1/4 :170 3:14 11:55
2002-127SA 1st 1/4 :171 3:15 12:00
2002-128SA 1st 1/4 :172 3:16 12:05
2002-129SA 1st 1/4 :173 3:17 12:10
2002-130SA 1st 1/4 :174 3:18 12:15
2002-131SA 1st 1/4 :175 3:19 12:20
2002-132SA 1st 1/4 :176 3:20 12:25
2002-133SA 1st 1/4 :177 3:21 12:30
2002-134SA 1st 1/4 :178 3:22 12:35
2002-135SA 1st 1/4 :179 3:23 12:40
2002-136SA 1st 1/4 :180 3:24 12:45
2002-137SA 1st 1/4 :181 3:25 12:50
2002-138SA 1st 1/4 :182 3:26 12:55
2002-139SA 1st 1/4 :183 3:27 13:00
2002-140SA 1st 1/4 :184 3:28 13:05
2002-141SA 1st 1/4 :185 3:29 13:10
2002-142SA 1st 1/4 :186 3:30 13:15
2002-143SA 1st 1/4 :187 3:31 13:20
2002-144SA 1st 1/4 :188 3:32 13:25
2002-145SA 1st 1/4 :189 3:33 13:30
2002-146SA 1st 1/4 :190 3:34 13:35
2002-147SA 1st 1/4 :191 3:35 13:40
2002-148SA 1st 1/4 :192 3:36 13:45
2002-149SA 1st 1/4 :193 3:37 13:50
2002-150SA 1st 1/4 :194 3:38 13:55
2002-151SA 1st 1/4 :195 3:39 14:00
2002-152SA 1st 1/4 :196 3:40 14:05
2002-153SA 1st 1/4 :197 3:41 14:10
2002-154SA 1st 1/4 :198 3:42 14:15
2002-155SA 1st 1/4 :199 3:43 14:20
2002-156SA 1st 1/4 :200 3:44 14:25
2002-157SA 1st 1/4 :201 3:45 14:30
2002-158SA 1st 1/4 :202 3:46 14:35
2002-159SA 1st 1/4 :203 3:47 14:40
2002-160SA 1st 1/4 :204 3:48 14:45
2002-161SA 1st 1/4 :205 3:49 14:50
2002-162SA 1st 1/4 :206 3:50 14:55
2002-163SA 1st 1/4 :207 3:51 15:00
2002-164SA 1st 1/4 :208 3:52 15:05
2002-165SA 1st 1/4 :209 3:53 15:10
2002-166SA 1st 1/4 :210 3:54 15:15
2002-167SA 1st 1/4 :211 3:55 15:20
2002-168SA 1st 1/4 :212 3:56 15:25
2002-169SA 1st 1/4 :213 3:57 15:30
2002-170SA 1st 1/4 :214 3:58 15:35
2002-171SA 1st 1/4 :215 3:59 15:40
2002-172SA 1st 1/4 :216 4:00 15:45
2002-173SA 1st 1/4 :217 4:01 15:50
2002-174SA 1st 1/4 :218 4:02 15:55
2002-175SA 1st 1/4 :219 4:03 16:00
2002-176SA 1st 1/4 :220 4:04 16:05
2002-177SA 1st 1/4 :221 4:05 16:10
2002-178SA 1st 1/4 :222 4:06 16:15
2002-179SA 1st 1/4 :223 4:07 16:20
2002-180SA 1st 1/4 :224 4:08 16:25
2002-181SA 1st 1/4 :225 4:09 16:30
2002-182SA 1st 1/4 :226 4:10 16:35
2002-183SA 1st 1/4 :227 4:11 16:40
2002-184SA 1st 1/4 :228 4:12 16:45
2002-185SA 1st 1/4 :229 4:13 16:50
2002-186SA 1st 1/4 :230 4:14 16:55
2002-187SA 1st 1/4 :231 4:15 17:00
2002-188SA 1st 1/4 :232 4:16 17:05
2002-189SA 1st 1/4 :233 4:17 17:10
2002-190SA 1st 1/4 :234 4:18 17:15
2002-191SA 1st 1/4 :235 4:19 17:20
2002-192SA 1st 1/4 :236 4:20 17:25
2002-193SA 1st 1/4 :237 4:21 17:30
2002-194SA 1st 1/4 :238 4:22 17:35
2002-195SA 1st 1/4 :239 4:23 17:40
2002-196SA 1st 1/4 :240 4:24 17:45
2002-197SA 1st 1/4 :241 4:25 17:50
2002-198SA 1st 1/4 :242 4:26 17:55
2002-199SA 1st 1/4 :243 4:27 18:00
2002-200SA 1st 1/4 :244 4:28 18:05
2002-201SA 1st 1/4 :245 4:29 18:10
2002-202SA 1st 1/4 :246 4:30 18:15
2002-203SA 1st 1/4 :247 4:31 18:20
2002-204SA 1st 1/4 :248 4:32 18:25
2002-205SA 1st 1/4 :249 4:33 18:30
2002-206SA 1st 1/4 :250 4:34 18:35
2002-207SA 1st 1/4 :251 4:35 18:40
2002-208SA 1st 1/4 :252 4:36 18:45
2002-209SA 1st 1/4 :253 4:37 18:50
2002-210SA 1st 1/4 :254 4:38 18:55
2002-211SA 1st 1/4 :255 4:39 19:00
2002-212SA 1st 1/4 :256 4:40 19:05
2002-213SA 1st 1/4 :257 4:41 19:10
2002-214SA 1st 1/4 :258 4:42 19:15
2002-215SA 1st 1/4 :259 4:43 19:20
2002-216SA 1st 1/4 :260 4:44 19:25
2002-217SA 1st 1/4 :261 4:45 19:30
2002-218SA 1st 1/4 :262 4:46 19:35
2002-219SA 1st 1/4 :263 4:47 19:40
2002-220SA 1st 1/4 :264 4:48 19:45
2002-221SA 1st 1/4 :265 4:49 19:50
2002-222SA 1st 1/4 :266 4:50 19:55
2002-223SA 1st 1/4 :267 4:51 20:00
2002-224SA 1st 1/4 :268 4:52 20:05
2002-225SA 1st 1/4 :269 4:53 20:10
2002-226SA 1st 1/4 :270 4:54 20:15
2002-227SA 1st 1/4 :271 4:55 20:20
2002-228SA 1st 1/4 :272 4:56 20:25
2002-229SA 1st 1/4 :273 4:57 20:30
2002-230SA 1st 1/4 :274 4:58 20:35
2002-231SA 1st 1/4 :275 4:59 20:40
2002-232SA 1st 1/4 :276 5:00 20:45
2002-233SA 1st 1/4 :277 5:01 20:50
2002-234SA 1st 1/4 :278 5:02 20:55
2002-235SA 1st 1/4 :279 5:03 21:00
2002-236SA 1st 1/4 :280 5:04 21:05
2002-237SA 1st 1/4 :281 5:05 21:10
2002-238SA 1st 1/4 :282 5:06 21:15
2002-239SA 1st 1/4 :283 5:07 21:20
2002-240SA 1st 1/4 :284 5:08 21:25
2002-241SA 1st 1/4 :285 5:09 21:30
2002-242SA 1st 1/4 :286 5:10 21:35
2002-243SA 1st 1/4 :287 5:11 21:40
2002-244SA 1st 1/4 :288 5:12 21:45
2002-245SA 1st 1/4 :289 5:13 21:50
2002-246SA 1st 1/4 :290 5:14 21:55
2002-247SA 1st 1/4 :291 5:15 22:00
2002-248SA 1st 1/4 :292 5:16 22:05
2002-249SA 1st 1/4 :293 5:17 22:10
2002-250SA 1st 1/4 :294 5:18 22:15
2002-251SA 1st 1/4 :295 5:19 22:20
2002-252SA 1st 1/4 :296 5:20 22:25
2002-253SA 1st 1/4 :297 5:21 22:30
2002-254SA 1st 1/4 :298 5:22 22:35
2002-255SA 1st 1/4 :299 5:23 22:40
2002-256SA 1st 1/4 :300 5:24 22:45
2002-257SA 1st 1/4 :301 5:25 22:50
2002-258SA 1st 1/4 :302 5:26 22:55
2002-259SA 1st 1/4 :303 5:27 23:00
2002-260SA 1st 1/4 :304 5:28 23:05
2002-261SA 1st 1/4 :305 5:29 23:10
2002-262SA 1st 1/4 :306 5:30 23:15
2002-263SA 1st 1/4 :307 5:31 23:20
2002-264SA 1st 1/4 :308 5:32 23:25
2002-265SA 1st 1/4 :309 5:33 23:30
2002-266SA 1st 1/4 :310 5:34 23:35
2002-267SA 1st 1/4 :311 5:35 23:40
2002-268SA 1st 1/4 :312 5:36 23:45
2002-269SA 1st 1/4 :313 5:37 23:50
2002-270SA 1st 1/4 :314 5:38 23:55
2002-271SA 1st 1/4 :315 5:39 24:00
2002-272SA 1st 1/4 :316 5:40 24:05
2002-273SA 1st 1/4 :317 5:41 24:10
2002-274SA 1st 1/4 :318 5:42 24:15
2002-275SA 1st 1/4 :319 5:43 24:20
2002-276SA 1st 1/4 :320 5:44 24:25
2002-277SA 1st 1/4 :321 5:45 24:30
2002-278SA 1st 1/4 :322 5:46 24:35
2002-279SA 1st 1/4 :323 5:47 24:40
2002-280SA 1st 1/4 :324 5:48 24:45
2002-281SA 1st 1/4 :325 5:49 24:50
2002-282SA 1st 1/4 :326 5:50 24:55
2002-283SA 1st 1/4 :327 5:51 25:00
2002-284SA 1st 1/4 :328 5:52 25:05
2002-285SA 1st 1/4 :329 5:53 25:10
2002-286SA 1st 1/4 :330 5:54 25:15
2002-287SA 1st 1/4 :331 5:55 25:20
2002-288SA 1st 1/4 :332 5:56 25:25
2002-289SA 1st 1/4 :333 5:57 25:30
2002-290SA 1st 1/4 :334 5:58 25:35
2002-291SA 1st 1/4 :335 5:59 25:40
2002-292SA 1st 1/4 :336 6:00 25:45
2002-293SA 1st 1/4 :337 6:01 25:50
2002-294SA 1st 1/4 :338 6:02 25:55
2002-295SA 1st 1/4 :339 6:03 26:00
2002-296SA 1st 1/4 :340 6:04 26:05
2002-297SA 1st 1/4 :341 6:05 26:10
2002-298SA 1st 1/4 :342 6:06 26:15
2002-299SA 1st 1/4 :343 6:07 26:20
2002-300SA 1st 1/4 :344 6:08 26:25
2002-301SA 1st 1/4 :345 6:09 26:30
2002-302SA 1st 1/4 :346 6:10 26:35
2002-303SA 1st 1/4 :347 6:11 26:40
2002-304SA 1st 1/4 :348 6:12 26:45
2002-305SA 1st 1/4 :349 6:13 26:50
2002-306SA 1st 1/4 :350 6:14 26:55
2002-307SA 1st 1/4 :351 6:15 27:00
2002-308SA 1st 1/4 :352 6:16 27:05
2002-309SA 1st 1/4 :353 6:17 27:10
2002-310SA 1st 1/4 :354 6:18 27:15
2002-311SA 1st 1/4 :355 6:19 27:20
2002-312SA 1st 1/4 :356 6:20 27:25
2002-313SA 1st 1/4 :357 6:21 27:30
2002-314SA 1st 1/4 :358 6:22 27:35
2002-315SA 1st 1/4 :359 6:23 27:40
2002-316SA 1st 1/4 :360 6:24 27:45
2002-317SA 1st 1/4 :361 6:25 27:50
2002-318SA 1st 1/4 :362 6:26 27:55
2002-319SA 1st 1/4 :363 6:27 28:00
2002-320SA 1st 1/4 :364 6:28 28:05
2002-321SA 1st 1/4 :365 6:29 28:10
2002-322SA 1st 1/4 :366 6:30 28:15
2002-323SA 1st 1/4 :367 6:31 28:20
2002-324SA 1st 1/4 :368 6:32 28:25
2002-325SA 1st 1/4 :369 6:33 28:30
2002-326SA 1st 1/4 :370 6:34 28:35
2002-327SA 1st 1/4 :371 6:35 28:40
2002-328SA 1st 1/4 :372 6:36 28:45
2002-329SA 1st 1/4 :373 6:37 28:50
2002-330SA 1st 1/4 :374 6:38 28:55
2002-331SA 1st 1/4 :375 6:39 29:00
2002-332SA 1st 1/4 :376 6:40 29:05
2002-333SA 1st 1/4 :377 6:41 29:10
2002-334SA 1st 1/4 :378 6:42 29:15
2002-335SA 1st 1/4 :379 6:43 29:20
2002-336SA 1st 1/4 :380 6:44 29:25
2002-337SA 1st 1/4 :381 6:45 29:30
2002-338SA 1st 1/4 :382 6:46 29:35
2002-339SA 1st 1/4 :383 6:47 29:40
2002-340SA 1st 1/4 :384 6:48 29:45
2002-341SA 1st 1/4 :385 6:49 29:50
2002-342SA 1st 1/4 :386 6:50 29:55
2002-343SA 1st 1/4 :387 6:51 30:00
2002-344SA 1st 1/4 :388 6:52 30:05
2002-345SA 1st 1/4 :389 6:53 30:10
2002-346SA 1st 1/4 :390 6:54 30:15
2002-347SA 1st 1/4 :391 6:55 30:20
2002-348SA 1st 1/4 :392 6:56 30:25
2002-349SA 1st 1/4 :393 6:57 30:30
2002-350SA 1st 1/4 :394 6:58 30:35
2002-351SA 1st 1/4 :395 6:59 30:40
2002-352SA 1st 1/4 :396 7:00 30:45
2002-353SA 1st 1/4 :397 7:01 30:50
2002-354SA 1st 1/4 :398 7:02 30:55
2002-355SA 1st 1/4 :399 7:03 31:00
2002-356SA 1st 1/4 :400 7:04 31:05
2002-357SA 1st 1/4 :401 7:05 31:10
2002-358SA 1st 1/4 :402 7:06 31:15
2002-359SA 1st 1/4 :403 7:07 31:20
2002-360SA 1st 1/4 :404 7:08 31:25
2002-361SA 1st 1/4 :405 7:09 31:30
2002-362SA 1st 1/4 :406 7:10 31:35
2002-363SA 1st 1/4 :407 7:11 31:40
2002-364SA 1st 1/4 :408 7:12 31:45
2002-365SA 1st 1/4 :409 7:13 31:50
2002-366SA 1st 1/4 :410 7:14 31:55
2002-367SA 1st 1/4 :411 7:15 32:00
2002-368SA 1st 1/4 :412 7:16 32:05
2002-369SA 1st 1/4 :413 7:17 32:10
2002-370SA 1st 1/4 :414 7:18 32:15
2002-371SA 1st 1/4 :415 7:19 32:20
2002-372SA 1st 1/4 :416 7:20 32:25
2002-373SA 1st 1/4 :417 7:21 32:30
2002-374SA 1st 1/4 :418 7:22 32:35
2002-375SA 1st 1/4 :419 7:23 32:40
2002-376SA 1st 1/4 :420 7:24 32:45
2002-377SA 1st 1/4 :421 7:25 32:50
2002-378SA 1st 1/4 :422 7:26 32:55
2002-379SA 1st 1/4 :423 7:27



This book was released for public consumption in June. I received an uncorrected galley copy from Wm. Morrow Publishers last March. They asked me to check for inaccuracies or questions of legality. I voiced only one objection: it was to this comment:

The truth of winning a lot of money at the track is that you're going to have to bet a lot of money. When some sleazebag tells you that you can make your living on \$20 bets, plunge a dagger into his heart before he finishes his next sentence. Then go to his house and burn it down. Then go to the Hall of Records and erase any trace of his existence. He's a contagion that you must stop from spreading.

A lot of horse players take the words of "experts" quite literally. I could foresee a lot of daggers being plunged into hearts and a number of house burnings. Of course, MITCHELL did not intend his commands to be taken seriously. But we live in a world that is increasingly psychotic. Besides, what constitutes a living? To someone who just lost a job, five \$20 bets per day can yield a weekly income of \$250.

When I received the hardbound copy of the book from Wm. Morrow, I was surprised to see that they did NOT edit out Mitchell's incitement to violence. And they say that TV is responsible for America's growing rate of violent behavior!

I also took a little shot at the following quote from the book as it appears on the Dust Jacket.

Tom Brohamer, James Quinn, and Ron Ambrose can boast win rates over 32 percent. The reason they're able to achieve this is because they're highly selective about which races they choose to invest in. Normally they get between one and three plays per day at a single track, averaging about two plays per day. Mark Cramer has a 25 percent hit rate, as does your author. We get an average of three plays per day. The difference is average mutual. Mark and I average over \$12, while Quinn, Brohamer, and Ambrose average around \$8. The key to this discussion is a concept called "edge."

While Mitchell's literary technique of personalizing the book with intimate portraits of real people who are famous in the field makes the work more lively and entertaining, it also leads to certain misconceptions which might be somewhat libelous. Here is an example:

In reading the entire book, my only objection to this phrase is that DICK keeps RE-writing the history of the so-called GIANTS of Handicapping based on who is in or out of favor with him at the moment. I suppose that's part of his vital charm. In three of his previous books he gave me ample credit for the many factors he FIRST learned from me during our road tour of 1986. Since I'm OUT of his favor, he now attributes my creative contributions to SOMEONE ELSE. He's not alone in this. It became the fashion for authors publishing in 1992, both from within AND without of our group. If "Talent Borrows and Genius Steals," just where do creators and innovators fit in?

Oddly enough, the publishers DID remove this statement from the Dust Jacket of the hardbound. After all, why advertise an author's larceny, even when, with the exception of Andy Beyer, whose name always looks good on one's resume, the people he admits stealing from are all in the Wm. Morrow stable. They left the statement in the book itself on page 16, however.

We'll shamelessly steal and use their finest and most profitable ideas. Remember the words of a great British author, "Talent borrows, genius steals."

I cannot speak for Cramer, Quinn or Ambrose. I probably shouldn't even speak for Brohamer. But this I know. The stats quoted above are NOT reflective of Brohamer's true edge. Maybe it happened on the one or two occasions Mitchell was WITH Brohamer, that I cannot say. However, I do KNOW that looking at current reality, at HOLLYWOOD PARK, (May 1993), Mitchell does NOT get three value plays a day that would yield an average mutual of \$12. Further, Brohamer does not have an average of TWO wagers a day, he averages TWO winners per day, AND on days when Mitchell's average mutual is \$12, Bro's is at least \$8.80.

While his overall one horse win percentage may be AROUND 32%, Bro's average win percentage on KEY bets is over 40% I will NOT contest Mitchell's claim of a \$12 average mutual for the time frame in which the above paragraph was written; yet by his own statement HE averages no more than SIX wins per week (wagering five days a week), Brohamer has AT LEAST Ten wins per week.

Based on each \$2 wagered Brohamer = $10 \times \$8.80 = 88.00$. At 4.5 wagers per day Brohamer invests \$45 per week. Based on his stated 3 wagers a day, Mitchell invests \$30 per week. Mitchell's return is $\$72 - 30 =$ a NET of \$42. Brohamer: Gross = $\$88 - 45 =$ a NET = \$43.

Yes, MITCHELL'S return on investment is GREATER than Tom's BUT, even in partially accepting Mitchell's diminished appraisal of Tom average mutual, the Bro makes more money per week. That's called the Velocity of Money as opposed to Profit per dollar invested. It is the difference between a Ma and Pa grocery store with higher mark up on lower volume and a Giant food chain taking LESS profit margin but making a bigger overall profit. It's the volume car dealer making MORE per unit but MORE per month against the small BMW dealer making MORE per car sold. Mark Cramer summarizes it best: "How much do you make for each HOUR you spend working for the part-mutuel dollar?"

"DOLLARS PER HOUR

You heard it first right here in C&O. R.O.I. is not the most important stat in horse betting. It's dollars per hour.

(It's always nice to quote someone who actually said it FIRST).

Betting the over-lays outperformed betting the top two choices by a factor of 300 percent! In fact, betting the two longest of the top three, outperformed selection orientation by over 68 percent! Unless you've taken vows of poverty, betting on your top two horses isn't nearly as effective as simply betting the top two longest-odds horses among your top three. Try it. Prove it to yourself. (This is a challenge to all Sartin Methodology users. Simply go over your last ten twenty-race groups and test which method would have won the most.) The real skill of handicapping is the assignment of fair odds to a contender.

He also bandies my name about with this irresponsible statement:

Mitchell has a higher ROI. Tom Brohamer makes more per hour. To suggest that Brohamer will NOT have a \$12 horse when such mutuels DO exist is ludicrous. Mitchell spends 60% of the book on Pace procedures contained in Brohamer's book so it should be obvious that a disparity of \$4 in their average mutuel is a self-serving statement. THAT is my objection to DICK'S bandying names around in a book people will still be purchasing long after all its ephemeral statistics have been altered by time's reality. I feel that this practice is a serious invasion of privacy which biographically fixes everyone mentioned in an irrevocable time warp.

The subtle innuendo of Mitchell's reference to Brohamer's win percent, average mutuel and number of "plays" per day is that the celebrated author of MODERN PACE HANDICAPPING is limited to ten wagers per week and wins only 3.2 of them at \$8. Such an inference FALSELY demans BROHAMER'S skills, however subtly. Over the years Dick's book will sell thousands of copies and his readers will be left with the erroneous impression that Brohamer's handicapping method is NOT worth the effort. That may help to steer people away from our Methodology thus preserving OUR mutuels but it's not fair to Brohamer.

Sartin Methodologists who follow our advanced prescription DO NOT base their wager on their so-called TOP 2 NUMERICAL choices. They bet on the TWO contenders most likely to WIN according to their models and interpretation of highly advanced Velocity/Energy/Deceleration readouts. Dick has us stuck back in 1986 when he WAS familiar with our approach. THAT IS quite unfair because it is not reflective of NOW reality. When Mitchell's TOP clients get \$12 mutuels ours will too! We both have clients whose capabilities are somewhat underwhelming, so let's just compare those at the TOP of each other's list.

NEXT, we'll combine the average mutuel Mitchell ascribes to himself and Brohamer. We'll DUTCH both their horses 50/50 to avoid complicated math. $\$12 + \8 (we'll use Mitchell's own erroneous figure) = $\$20$. This gives us an average mutuel of $\$10$.

Since WE are supposedly selection - not value oriented - we will have 30 plays per 5 days as opposed to Mitchell's 15 and Bro's 20. $.63 \times 30$ is right at 19 wins per week. Yes, it takes twice as much investment per race for us to do this, we know that. If our TWO HORSE dutch yields only 63% per 30 races, this equals: $19 \times \$10 = \190 . Less $\$120$ wagered means a NET return of $\$70$ in the SAME week Mitchell nets $\$42$ and Brohamer nets $\$43$. Yes, of course, it takes more capital to make the extra $\$27$, but you don't have the long losing streaks and emotional hazards that, to his credit, Mitchell admits exist in his wagering strategy; and which Brohamer also acknowledges.

During low mutuel periods like we experience through much of the summer at tracks like HOLLYWOOD, ARLINGTON and wherever else you may find them, $\$6$ horses can be dutched at a rate of about 70-30. This means that your return per $\$10$ on those low paying horses that dominate would be 3.5×6 or $\$21$. Your $\$3$ on Mitchell's $\$12$ horse yields $\$18$. Your minimum NET is $\$8$, maximum $\$11$. AND, you still have action even when there is NO value!

It looks like mathematics but it is TRULY attitudinal. If you want MORE per dollar wagered and are willing to sit on your hands day after day, go for VALUE. If you enjoy action and the velocity of money, go for the larger amount of NET dollars.

I don't care how many books or diatribes are written or spoken on the subject of VALUE, the matter remains subjective and within the province of

each individual's psychological make-up.

All of this aside, nothing I say diminishes the over-all quality of Mitchell's book. For an audience who has NOT read or understood Tom Brohamer's MODERN PACE HANDICAPPING, PACE MAKES THE RACE or any of our manuals or Follow Up material, DICK MITCHELL'S text covers everything of value from the Psychology of Winning, Turn Time, Counter-Energy, to the concept of Modeling both in handicapping and in the emulation of winning personality behavior.

Also well and succinctly covered are Profiles, Know Thy Track, Form Cycle detection, Angles, and Maidens. Oddly enough, he recommends using Factor X as ability time in Turf Races. (naturally, he doesn't CALL it Factor X). This comes as quite a surprise to me because the averaging of 1st and 3rd Fraction times has never been universally predictive in Turf Routes. I guess FX must have been effective during Mitchell's brief test, though. AND, if he gets people to believing that it works everywhere, it will sure help our mutual VALUE, if you'll pardon the expression.

His DIRT Ability Time is the Average of 2nd Fraction and 2nd Call; much the same as in our basic 1984 Commodore 64 formula, and is now in the basic algorithm for the horse who first hits the middle panel on Thoromation's Stop Action Screens. It is also the P/dv (PRESSER) Designation readout on The De/Par Velocity and Declaration screens in Entropy. By that Brit author's designation, Dick IS a genius.

At least now he DOES recognize the third fraction by establishing 3rd fraction parameters. (He calls them pars); something that MOST of the authors Dick "shamelessly stole from," discount. Back in 1990 Dick was dismissing ANY value for the final fraction, much to Wm. Scott's dismay. Mitchell HAS grown since his last work and it shows in this one.

Naturally he also includes a lot of material on his own favorite theme Value Wagering; a subject on which he is a Master. For those who can wait it out VALUE IS the way to get a higher ROI even if it means less profit UNLESS you bet more. For those willing to wager LARGE amounts, VALUE is a valid concept.

If you leave out Brohamer, DICK'S writing style is more lively than most other Commercially Published Authors, save Andy Beyer and Mark Cramer in his novel: PLEASE HOLD ALL TICKETS. The warm, rich engaging enthusiasm MITCHELL displays socially comes through in his writing. He brings a unique charm and VITALITY to his subject matter which, transmitted to his readers means that they will get more out of his words than they would had he written in a more academic style. He also has the courage to proffer his own convictions without pulling any punches. In his own way he writes like another ANDY BEYER. But Dick addresses a wider range of subjects and, via his admission of "shamelessly stealing," is completely in tune with ALL of TODAY'S true handicapping realities.

The only irony I find in this work is MITCHELL'S focus on "LEFT Brained" Approach. When I was on the road with him in 1986, he was high on the idea of a "RIGHT Brained approach". But back then, he was even high on ME. But then, his focus on "Left Brained" kept him from doing what another Wm. Morrow author did last year, "shamelessly stealing" our Early Energy percent concepts.

All in all COMMONSENSE HANDICAPPING by Dick Mitchell is by far the BEST HANDICAPPING BOOK Wm. Morrow has published since TOM BROHAMER'S MODERN PACE HANDICAPPING and MARK CRAMER'S THOROUGHbred CYCLES. When I reviewed it for the publisher, I was totally kind. I intend for THIS review to also be kind. But I owe it to All of you to also make it honest. I mean no denigration of Mitchell. He's a good writer and an excellent teacher/speaker. As Jim Bradshaw says, "It's impossible NOT to like him." Since Dick openly admits to "shamelessly stealing" from others, he gets high marks for frankness along with an A+ for making the stolen material readable and comprehensive. I DO recommend it as an excellent synthesis of what we are SUPPOSED to already know. AND, it will serve to keep you aware of what is being made public domain. THAT is something we MUST know if WE'RE to stay our avowed FIVE YEARS ahead of the rest of the field.

Kind of on the same subject, this is a quote from a book called: THE SUM OF ALL FEARS, By TOM CLANCY. I think it's appropriate here.

Do you have any idea what the original cost for that was?"

"No," Qati admitted, sure that he was about to learn.

"More than what it cost to land people on the moon. The most brilliant minds in human history were part of this process: Einstein, Fermi, Bohr, Oppenheimer, Teller, Alvarez, von Neumann, Lawrence — a hundred others! The giants of physics in this century. Giants."

"You're telling me you cannot do it?"

Ghosn smiled. "No, Commander, I am telling you that I can. What is the work of genius the first time is the work of a tinsmith soon thereafter. It required genius the first time because it *was* the first time, and also because technology was so primitive. All the calculations had to be done manually at first, on big mechanical calculators. All the work on the first hydrogen bomb was done on the first primitive computers — Eniac, I think it was called. But today?" Ghosn laughed. It really was absurd. "A video-game has more computing power than Eniac ever did. I can run the calculations on a high-end personal computer in seconds and duplicate what took Einstein months. But the most important thing is that they did not really know if it was possible. It is, and I know *that!* Next, they made records of how they proceeded. Finally, I have a template, and though I cannot reverse-engineer it entirely, I can use this as a theoretical model.

BIAS, VALENCE & THE MATCHUP

I SEND you lots of Chicago area races together with my readouts and results just to show how well the Methodology works in the mid-west AND just in case any of your clients doubt the validity of the CONTENDER

INFLUENCE on "bias" that you and "The Hat" stress so much. ALSO to demonstrate that the term VALENCE, the winner in your contest looking for a substitute word for BIAS, is more precise as it applies to the

Methodology.

drying out from a previous week of solid rain. When I did the first race the EXDC screen confirmed the THOROMATION Screen's EARLY horses as most likely winners. I was all set to IGNORE that prediction and go with my previous week's profile: the horses that were 1-2 on the SP

screen. I had just read FOLLOW UP (#37) the night before and saw where your son SHANE took a couple of baths (losses) at Santa Anita because he ignored THOROMATION'S projections and went with an old profile.

So, I decided to forsake my ego involvement with MY previous profile. I bit the bullet and bet the race as the SCREENS PREDICTED, NOT as my recent past experiences told me, which was to bet SUSTAINED, since my ego perceived the track to be slow and tiring. I crossed my fingers and bet from the EXDC screen. Well, the winner went wire-to-wire and paid \$26.80, with a \$278 Perfecta. (Exacta to those in the West).

The long price was probably due to the fact that the CROWD was basing THEIR wagers on the previous week's bias.(Valence). The Phase I (CPR) numbers on EXDC were also instrumental in getting the contention down to four. Too bad it was NOT a Trifecta race because the horses came in 1-2-3 on Thoromation. The program continued to predict winners from the EXDC screen all afternoon until the 12th race. All of a sudden, same distance, same projected final time as in the 1st race, the SP screen came up first after the animated THOROMATION SCREEN. Why? Simply because the DREAM RACE PACE in THE 12TH SHOWED higher HIDDEN ENERGY than in the previous events.

So, I followed the program's lead and, sure enough, the WINNER came from the SP screen in the 12th. It paid: \$11.60. So did the PLACE horse, who was more of a COUNTER ENERGY horse but came up 3rd on the SP screen. Boxing my top 3, as you have so often strongly suggested, produced a \$137.80 Perfecta (Exacta) payoff.

ENTER COMPUTER ARE HANDICAPPING!! NOW

WITH HOWARD G. SARTIN PHD

\$45

HIGHLY SOPHISTICATED PROGRAMS NOW AVAILABLE ON CASSETTE for the World's Lowest Priced Personal Computer - The Times/Sinclair 1000.

Programs for VIC & Commodore and ALL BASIC Language Computers

Send to: Inland Empire Institute Dept. J 617 Reardon Avenue Beaumont, CA 92223

ALL PROGRAMS REQUIRE 16K

My, how the time does fly.



The first handicapping computer program based on original material...



Ten Years ago... It was NEWS.

MICHAEL likes the term VALENCE, when appropriately applied, better than BIAS, for the same reason I do. Valence defines the "Attracting or Repelling value of entities or objects within a system." In horse racing "System" refers to the inter-relationship of contenders with EACH OTHER and the surface on which they are competing. When STEVE DAVIDOWITZ coined the term BIAS, as applied to handicapping, he performed a great service. However, over the years, because of usage by OTHER authors, BIAS has come more to refer to Surface, Post Position and Distance and less to the over all Attraction or Repulsion of certain equine behavioral patterns (running styles) in predicting the outcome of a race.

BIAS is still a viable word, however, and I do not think STEVE'S creativity is by any means threatened by our use of VALENCE on those occasions when it is the more appropriate term.

Editor Comment:

There is no longer any doubt in my mind that the DREAM RACE fractions which constitute the MATCHUP are at LEAST as important as surface conditions in predicting Early/Late valence. It's time to say that a horse must be within so many lengths at the second call based on a RESULTS profile. But that profile doesn't tell you which horses will be at that point in TODAY'S Matchup. The DREAM RACE DOES tell you.

I hope these results will help clients to better use their THOROMATION tools, even though they are too late to put any money from THESE races in their pockets. What these races DO show is that you and Bradshaw are CORRECT when you say that the MATCH-UP of contenders has a TREMENDOUS influence on the BIAS, or VALENCE of a race.

MAKING YOUR OWN BETTING LINE

"Why doesn't Sartin tell his clients to make a betting line?" I hear that all the time. I get feedback from all over that I am being criticized by the "Money Management Experts" for focusing on teaching people to win "races" but NOT how to wager. That's partly correct. The reason is quite simple. If you can't win races NO money management scheme can bail you out.

As for ignoring the concept of making your own "Betting Line," that is decidedly UNtrue. Read pages 84 through 96 of your basic YELLOW MANUAL. That's a total of 13 pages out of 114 pages. (11.5%). And despite the often levied charge that I spent years developing a Winning Method but no more than FIVE MINUTES on money management, those 13 pages took a lot longer than five minutes to research and write.

Not only did those pages contain the formula for making a line, which I called LINE SCORES, they also contained the genesis for the BROHAMER MODEL. Tom went on to augment and refine the concept to its present state of the art. To Quote a 1993 advertising tier from one of the most prolific authors in our field, DICK MITCHELL, "One of the most amazing secrets in this universe is the secret of MODELING!"

You tell 'em, Dick.

MARK CRAMER was the first of the widely publicized experts to write a book advocating "Value" wagering. It was published by Gambling Times Press in 1984 and titled: FAST TRACK TO THOROUGHbred PROFITS. In 1987 Cramer came out with another, even better volume on Value called, "The ODDS ON YOUR SIDE (Cynthia Pubs). In that book Mark sates that he studied the way that BARRY MEADOW was able to make a subjective wagering line through an extensive knowledge of the capabilities of HARNES RACE contenders. The key word here is SUBJECTIVE. Both MARK and BARRY have an innate ability to assess the Tote Board odds of a given contender against the odds that it DESERVES. Dick Mitchell then devised computer programs designed to achieve this same end.

In discussing the issue with all three of these individuals one learns that the process is STILL subjective and still requires the assignment of what HUEY MAHL calls, Brownie Points to the contenders in a race. (see HUEY'S article that follows this).

Since most of us are unlikely to develop or, make a GOAL of acquiring the innate skill to assess wagering values, as do Mark Cramer and Barry Meadow, let's at least take a look at a highly simplistic way of making a value line based on how well you UTILIZE your handicapping TOOLS. While they may wish to deny it, the following article by HUEY MAHL embraces the essentials of making one's

and in the end, all gamblers DO lose. HERE is where they have it OVER us. HERE is where you should NOT be betting, or, if you do, thinking about making a VALUE LINE. In Exotic wagering and in secondary bets. Yes, you SHOULD feel quite foolish if your WIN ROI averages 1.49% and you fail to show a true profit at the end of the week. You're gambling and in the end, all gamblers DO lose.

Our Value Line detractors have never seen your reports so they just cannot visualize the ROI you earn BEFORE you squander your profits on stupid, frivolous gambling situations.

THIS constitutes VALUE BETTING regardless of the return on any GIVEN event. WHY? Because the majority of you are getting a Return On Investment of 1.49% in every 20 race cycle. What you FAIL to report to me is the fact that many of you lose BACK your profits by crazy Exotic wagers and side bets. You are treating your part-mutuel investments like GAMBLING, and NO AMOUNT of money management education can prevent you from doing this. Like making a wagering value line, it is highly SUBJECTIVE and only YOU can exert YOUR will over it.

The true secret is knowing within at least ten percent, how many wins YOU get in each 20 race cycle. Over the years it has been established that the vast majority of YOU experience little fluctuation in your 20 race cycle win proficiency. AND, in weeks where you dip by two winners your average mutuel rises to COMPENSATE. Likewise, when your win percentage rises to over 67%, your average mutuel dips. Yet overall, MOST of you who have kept your contract and sent me your REPORTS, are winning in excess of 60% with an average mutuel of \$9. Many of you, wagering at tracks NOT in California or New York, report average mutuels that are MUCH higher.

This is precisely what Dick Mitchell does in his computer software and what WE did in the 1982 YELLOW MANUAL: Assign Brownie Points based on the readouts from our handicapping method. The problem with teaching ANYONE how to make a wagering line is: IF YOU CAN'T PICK THE WINNER IT MATTERS NOT how strong your wagering plan. It's all well and good to eschew a 2 to 1 horse in favor of an 8 to 1 contender providing that 8 to 1 contender WINS the race.

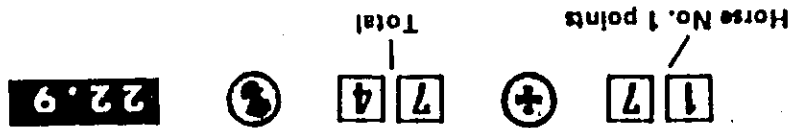


HUEY is an intriguing mix between Albert Einstein and a character straight out of Damon Runyon's Guys and Dolls. He has penned the most brilliant texts on handicapping and money management but, since I have known him, fails to personally apply them. By the same token, the greatest teachers of music and voice have never become performing super stars. For example, I was once in a night club vocalist contest with FRANK SINTRA'S (Sal's cousin in case you never heard of Frank), VOCAL COACH, the one who brought his voice back after the AVA GARDNER saga took its toll on the swoner's pipes. I came in first and he was voted THIRD. And most of you have heard me "sing?"

I make this point in order to press home the fact that one can teach OTHERS to become super stars in ANY field, including handicapping, and NOT be richly rewarded for that skill. This is my final answer to those blatant critics who say that PROFIT is the bottom line and that those who can, DO, while those who can't, TEACH! Mozart, Beethoven, Bach, ALL had teachers to whom they went periodically throughout their lives, who are anonymous figures today. Take over,

own value line.

We divide each of our horse's points by the total to get their percentages. What this effectively does is raise our points to a 100 total, which our true line (100 point) must be. From Volumes 7 and 8, we know every percentage has an odds counterpart, so we can either calculate or refer to the chart, and find our closest odds.




After adding our brownie points on the calculator, we find the total as 74. Next, we should convert each of these into percentages:

HORSE NO.	FACTOR POINT	TOTAL	WIN %
1	17	74	22.9
2	3		4.1
3	19		25.7
4	8		10.8
5	10		13.5
6	5		6.8
7	12		16.2
		Total	100.0

Next, to make your own morning line based on your handicapping figures, we'll assume you assign brownie points for your various handicapping factors, which might total up like this:

MAKING YOUR OWN LINE



This gives you a basis for determining whether your place odds are an overlay or underlay. Show odds are generally one-half your place odds (6-5 place 3-5 show) in large fields.

Horse No.	Win %	Place %	Place odds
1	22.9	45.8	6-5
2	4.1	8.2	11
3	25.7	51.4	1
4	10.8	21.6	7-2
5	13.5	27.0	5-2
6	6.8	13.6	6
7	16.2	32.4	2
	100.0	200.0	

Now armed with your line, you have a basis for comparing your risk odds with those offered by the tote board, and can thus assess if the horse of your selection is an overlay or underlay betting proposition. For fields of 7 horses or more, a horse's computed place odds are generally figured by doubling the win percentage and then taking the odds off the chart.

Odds - % - To \$1		Figures and %		Your win odds	
odds	%	Horse No.	Win %	odds	win
1-20	95.23	1	22.9	7-2	23
1-9	80.00	2	4.1	3	3
1-8	88.88	3	25.7	8	8
1-7	87.50	4	10.8	6	6
1-6	85.71	5	13.5	14	14
1-5	83.33	6	6.8	5	5
2-3	80.00	7	16.2		
3-4	87.13				
4-5	85.55				
1	80.00				
6-5	45.45				
7-5	41.87				
3-2	60.00				
8-5	38.46				
9-5	35.71				
2	33.33				
5-2	28.57				
3	25.00				
7-2	22.22				
4	20.00				
9-2	18.18				
5	16.67				
6	14.28				
7	12.50				

Here's a rough shortcut for figuring the approximate PLACE odds payoff on the tote. Assume you want to know the minimum No. 7 will pay to place (odds).

Two types of totes

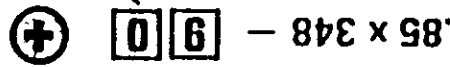
WIN 100:1	PLAC 10:1	SHOW 3:1
1 5.00	1 1.10	1 0.30
2 6.00	2 1.20	2 0.35
3 7.00	3 1.30	3 0.40
4 8.00	4 1.40	4 0.45
5 9.00	5 1.50	5 0.50
6 10.00	6 1.60	6 0.55
7 11.00	7 1.70	7 0.60
8 12.00	8 1.80	8 0.65
9 13.00	9 1.90	9 0.70
10 14.00	10 2.00	10 0.75
11 15.00	11 2.10	11 0.80
12 16.00	12 2.20	12 0.85

TOTAL	WIN	PLACE	SHOW
9	1	4	3
8.00	5.00	1.10	0.30
7.00	4.00	1.00	0.25
6.00	3.00	0.90	0.20
5.00	2.00	0.80	0.15
4.00	1.00	0.70	0.10
3.00	0.50	0.60	0.05
2.00	0.25	0.50	0.02
1.00	0.12	0.40	0.01

First, you should know the "take" at your track, to use for your first number you put on the calculator. In the example above, the track take is 15%, so my first number is .85. (That's how many pennies the track pays back after deducting 15%.) Multiply .85 times the number of \$100 in the total pool, and hit your minus sign.



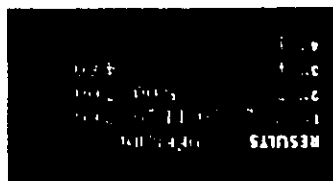
Don't pay any attention to the answer on the calculator, as we still have more to do. Next look at the \$100 bills on "Your Horse" (No. 7) and the Place Favorite (22 and 68). Add these up quickly in your head, and put the total on your calculator. Then hit the + button.



22 + 68 Total

As a drill, use the No. 3 horse total (double 68) in the last step to find the place price of the No. 3 horse.


WHILE "THE HAT" AND I AGREE WITH DAVID BARRIOS ON THE SUBJECT OF MAKING YOUR OWN "LINE," A LOT OF YOU SEEM TO WANT TO TEST THE CONCEPT FOR YOURSELVES. I FEEL THAT'S ONLY FAIR SINCE IN THE BEGINNING I SUBSCRIBED TO THE VALIDITY OF MAKING A LINE. I LEARNED THE HARD WAY THAT WHEN ONE'S TWO HORSE WIN PROFICIENCY REACHES 80% AND OVER, ANY HORSE PAYING 2 TO ONE OR BETTER IS AN OVERLAY. JIM AND I ARE WORKING ON A MORNING LINE PROGRAM THAT USES OUR VIABLE FACTORS AS "BROWNIE POINTS." WATCH FOR IT.



Your answer 4.60 (always throw away last digit as track "breakage"). This means you will make \$4.60 profit for every dollar you bet to place on No. 7. This is equivalent to the number that appears on the Racing Form charts. You have to double it and add \$2 for mutual price (4.60 + 4.60 + 2 = 11.20).

Now you have a method that with practice, you can quickly figure the place return. Here's the actual payoff of the race we just figured.

$$.85 \times 348 - 90 \div \begin{matrix} \boxed{4} \\ \boxed{4} \end{matrix} \text{ Double 22-your horse } \begin{matrix} \boxed{4} \\ \boxed{6} \\ \boxed{8} \end{matrix} \text{ Profit to } \$1$$

Still we don't pay any attention to the answer on the calculator, as there is one more step to come. Last, we just look at the total only (in 100 bills) of your horse, mentally double it and enter it on the calculator. Then hit your equal  of your calculator.

Dear Doc,

**Making YOUR OWN
Morning Line....
By David Barrios**

Commentary.....

I was surprised to see that an article on making a betting line will appear in FOLLOW UP. No doubt prompted by the large number of clients who read and are persuaded by money management experts such as Mitchell, Meadow and Cramer. I offer here an alternative.

But first, I would like to say that not everything written in best selling books is so. Your intuitive rejection of one horse betting has proven to be correct. (See enclosed letter regarding Mitchell's book)* One horse betting is only occasionally the optimal way to bet. And I believe your rejection of a betting line in the context of the Methodology is also correct.

The reason I say that is because Sartin players already have a tool which can perform the same function. That is, determining an advantage (overlay). That tool is the players win rate. The players win rate is his estimation of the combined probabilities of his two best picks winning the race derived directly from his own handicapping. A betting line is nothing more than the players estimation of the true probability of each horse winning the race.

Let me explain why I think a betting line is inferior in the context of the Methodology to the win rate.

1. The player can manipulate either the odds or the win rate to determine an advantage or positive return on investment. Since the player already knows his win rate and has selected his contenders all that remains is to see if the combined tote board odds of his selections produces an adequate ROI.

2. Since the win rate is the combined probabilities of two (or more) horses winning derived directly from the players own handicapping: plugging the tote board odds into the following formula gives the player the same information that betting line would produce. Here's an example with two horses having combined average odds of 3.4 / 1 or an average mutual of \$8.80.

$$\text{WIN RATE times ODDS minus LOSING RATE} = \text{ROI}$$

$$.65 * 1.2 - .35 = .43$$

Note that if the combined tote board odds to the dollar is equal to .538 (2.07/1) then there is no profit to be had because the return on investment then equals 0. (.65 * .538 - .35 = 0. Since this a break even proposition the player could pass or play the race or bet it another way. More often than not there is another way to bet.

lets say the player considers that this situation wins more often than his normal 65% to say 70%. Then the calculation becomes:

WR	*	ODDS	-	ROI
.70	*	1.2	-	.54
				=
				.30

Rather than manipulate the odds of the individual horse, the win rate is moved up or down. The effect on the ROI is the same.

3. Because Sartin players are constantly monitoring their win rate for one reason or another they have an intuitive feel for their win rate. They know what kind of races it most accurately represents and can make accurate adjustments. If the player knows from his handicapping at a given situation wins less often than his current win rate he can simply decrease his win rate for that one bet and check the ROI. Players can develop several win rates; either for different distances or class levels. They don't have any such intimate knowledge of odds for individual horses in a given race.

4. Finally, because the win rate is the product of hundreds of races it is far more stable and therefore more reliable than assigning odds to individual horses could possibly be.

```

10 CLS
20 INPUT "WIN RATE = ";P
30 INPUT "NO. OF HORSES ";N:S=0
40 FOR I=1 TO N
50 INPUT "ODDS ON EACH SELECT. ";A(I)
60 S=S+(1+A(I))^-1:NEXT
70 SS=(1-S)/S:OL=P*SS-(1-P):OL=INT(OL*100+.5)/100
85 PRINT "R.O.T. = ";OL:INPUT "ANOTHER (Y/N) ";AS
90 IF AS="Y" THEN 10
110 END

```

WIN RATE = 2.7
 NO. OF HORSES 2
 ODDS ON EACH SELECT? 3.4
 ODDS ON EACH SELECT? 3.4
 R.O.T. = .54
 ANOTHER (Y/N) ? N

The formula is in basic:

In FU#39 David Barrios' article "Making Money" referred to an "Optimal Group" overlay computer formula. We said we couldn't "Shamelessly Steal" the program without permission from the owner. Barrios received permission. Credit Michael Pasqual. His book "Bankroll Control" is available from the author at Suite 219 150 N. Center street, Reno, Nevada 89501 OR . . . Gamblers Book Club, Las Vegas, Nevada.

Well, THAT'S the way it works when you abandon commonplace, archaic Reductionist thinking of the Newtonian Age and explore the 21st Century advances derived from the new physics of CHAOS! The alleged errors or deviations that bother those whose perceptions are fixed in a past era are the result of a patented Neuro-Synaptic Response System within the program that alter a horse's NUMERICAL figures in accordance with STRANGE ATTRACTORS; notably the effect of the MATCH UP on horses you enter. The problems faced by this particular Q is that he is a fairly astute computer programmer. He self-programmed the Phase II-III formulae in TOM BROHAMER'S MODERN PACE HANDICAPPING. He got the appropriate numbers and rankings based on the value of a length being ten feet and STATIC feet per second numbers. He learned to make adjustments based on man-made Pans, so naturally he asks:

(1) The Factor X readouts do not exactly correspond numerically to the total derived when the readout for the first and third fractions are totaled and averaged. (2) The f/p/s value of fractions do NOT equate with those in Phase III. (3) Raw and Auto Adjusted Readouts do NOT correspond to sequential arithmetic. (4) The Graphs place the horses in positions that are at odds with some of their numerical readouts, and (5) The SORT rankings do not duplicate EXACTLY the numerical readouts. And so on....

(The pen marks are his).

Matchup		Pace	
F 1	F 2	F 1	F 2
59.62	55.68	59.62	55.68
54.90	52.28	54.90	52.28
58.88	54.75	58.88	54.75
57.98	51.52	57.98	51.52
57.89	51.76	57.89	51.76
55.47	51.72	55.47	51.72
55.68		55.68	

RANKINGS	
NEV	0.97
MUL	0.96
HIG	0.93
MUL	0.95
HIG	0.94
HIG	0.92

Name	Ep/p	He/p	Td/p
NEV	0.97	0.93	0.90
MUL	0.96	0.93	0.89
HIG	0.95	0.94	0.89
HIG	0.93	0.94	0.87
HIG	0.92	0.95	0.88

EP	FM	HE	SP	FX	LX	MV
1	1	3	1	5	0.00	
1	2	3	2	3	2.18	
2	3	2	2	3	3.44	
4	5	4	5	4	3.68	
5	4	1	3	5	4.28	

WE do NOT expect YOU to become NON-Linear thinker; only that you

I had hoped that my writings on CHAOS and NON-Linear Dynamics in general would have greater impact on clients. The one's who have taken me seriously are winning beyond their wildest expectations. THAT'S the other three quarters of my weekly mail: success stories that make it all worthwhile. Like that midnight long distance call to Glen Connolly telling of a 6 wins for 7 races day. Or the call I received from a client back in Maryland who went to the Vegas Seminar and afterward drove down to Laughlin, Nevada and won several thousands of dollars in two days. Both of these communications, and dozens more just like them EVERY MONTH, are especially rewarding because the persons involved were once as confused and befuddled as Mr. Q seems to be at this point in time.

If YOU want to remain in those early developmental years, be my guest. Otherwise come along with "The Hat" and myself into the 21st Century. BUT before you start any serious betting, be SURE to read and re-read your ADVANCED manuals thoroughly! AND, don't EXPECT 21ST Century, NON-Linear readouts to match pre-1989 numbers.

Apparently Q stopped reading after finishing MODERN PACE HANDICAPPING, thinking perhaps that this excellent book represented the full extent of our thinking. If it did we would forever be stuck in circa 1987 and fall in our promise to stay at least five year ahead of the "mob." When will people learn that when a concept becomes "popular" it slowly begins to lose its IMPACT VALUE? Just look at some of those System ads that keep finding their way into your mailbox; look at the various ads in Horsy publications. Listen to all the "Pace" concepts on the for-sale tapes from EXPO '93. Sartinesque concepts and look-alikes are out there in abundance. There are a total of 12 Phase I, TPR type programs. Ideas that we promulgated from 1975 through 1986 have become standard fare, coming even from some of the names we once regarded as being ethical and above reproach.

This questioner also writes that the YELLOW MANUAL is obsolete. Some of the computer readouts and ALL of the example races are OLD, yes. But THAN ANY OTHER work on Handicapping. Not MY opinion, but a consensus!

Read the YELLOW MANUAL, pages 34 through 48. THE PACE OF HORSE/PACE OF RACE CONCEPT IS THOROUGHLY EXPLORED AND EXPLAINED!

accept and IMPLEMENT to your benefit the output from programs that utilize NON-Linear and NON-sequential dynamics. CONTRARY to what many authors would have us believe, HORSE RACE HANDICAPPING is NOT logical in the Aristotelian - Newtonian sense of the word.

If it were, the horse with the FASTEST time would always win; horses would run in accordance with par time averages and win mutuels that most universally average out at about \$4. Just thank your lucky stars that most author/experts are promoting logical, sequential concepts and in all likelihood will CONTINUE to do so despite so much conflicting evidence to the contrary.

Frequently what we humans call "LOGIC" is merely a projection of our own ego. Human folly seems to insist that any procedure that is ego rewarding is THE one for ALL to follow. Thus NEW concepts, while they might enhance that individual's performance level AND increase mutual size, are eschewed because they challenge the limits of those self-imposed EGO BOUNDARIES! Such persons, and they are in the majority, feel that what's good enough for them is GOOD ENOUGH.

Our true Motto should be: "Good Enough is NOT Good Enough." But that's a consummation devoutly to be wished.

Yet, so long as WE are the only one's promoting CHAOS concepts; as long as the pundits continue to think that "HALF THE AUDIENCE WILL WALK OUT" if someone employs the new age language of CHAOS, ENTROPY, STRANGE ATTRACTORS and FRACTALS, our win mutuels, along with our protracted success are assured. Happily MANY clients refuse to allow themselves to be victimized by self-limiting Ego Boundaries.

We welcome your questions and are always available to answer them. However, continually re-answering those questions that arise from pure laziness; from failing to read your manuals, merely encourage continued laziness. Successful handicapping is NOT simple nor is it rule oriented. Fortunately MOST of those who are competing with us for the pari-mutuel dollars WANT it to be simple and rule-bound. Measure the attitude of your competitors and do just the opposite.

By the way, Mr. Q won THREE of the FIVE races he sent in even while perceiving that his readouts were faulty.

Even though our subjects were Energy and the new physics of CHAOS: "The Hat's" part of the presentation, there were few empty seats. With some help, perhaps from that particular scene in JURASSIC PARK we have been flooded with requests from EXPO attendees for MORE information on CHAOS applications in handicapping. Greg Lawlor who financed the affair but had no part in the scheduling of events or deciding who was on video, reports that our audio tape is selling very well and, even though it costs people \$8 extra, he has already put in four substantial orders for the EXPO '93 manual I wrote for EXPO.


Faded out from that scene and fade in to the Sartin Methodology Today Presentation at Expo '93. The Sartin Methodology Today session, (On audio tape only - last year we had two video shots), Jim "The Hat" and I spent an hour and a half expounding handicapping applications of the very same subjects Malcolm discussed in the book and movie. Scheduled at the end of a long day of PACE dissertations by others, we faced a seemingly exhausted audience composed, except for five clients, of strangers.

In one scene, Malcolm, an old man in the book but a young lothario in the movie, gives a dissertation, complete with a show and tell demonstration, on CHAOS Theory. He talks about Chaos, Non-Linear Dynamics, Strange Attractors, Fractals and Entropy. His scientific jargon becomes essential to the plot.

The Methodology has become the inadvertent beneficiary of a social phenomenon created by a fictional character named Dr. Ian Malcolm. Malcolm is the Physicist-Mathematician in Michael Crichton's #1 best selling book JURASSIC PARK. While the book itself had a big reader impact, it was Steven Spielberg's movie that caused the major stir. Over 50 million gross the first week-end.

JURASSIC PARK...

THE IRONY OF IT ALL



THE PACE HANDICAPPING PARADIGM OF THE FUTURE
 NOW!
 by
 Howard G. Sartin, Ph.D.
 with Jim Bradshaw

ENTROPY
 WITH
 THE NEW SCIENCE OF HANDICAPPING
 AND NOW
 THE NEW SCIENCE OF PHYSICS



EXPO '93
 A SPECIAL PRESENTATION EXCLUSIVELY FOR

O. HENRY
 HOUSE, INC.
 1390 E. 6th Street #5
 Beaumont, CA 92223

As an addenda to Dr. Quinn's prediction regarding audience reaction: the art of "predicting" the outcome of events AND people's behavior, comes in mighty handy when picking winning horses, too.

Thank you, Michael Crichton and, especially you, Mr. Spielberg, for leaving the Chaos scene in the flick even though one well-known Ph.D would advise you that in so doing half the audience would surely walk out on your movie.

ET as the biggest grossers in motion picture history.

PARK when Dr. Malcolm ruminated on CHAOS. The movie is now pressing walk out on Jim and me any more than they walked out of JURASSIC Well, an audience, ninety-seven per cent of which were Non-clients, didn't

Irony isn't it? Especially in light of the fact that James Quinn told me the reason he didn't put me on the PACE SYMPOSIUM was because if I started talking about Chaos, Entropy and Strange Attractors at least half the audience would walk out. (That in itself would have been a first). Not being on that Pace Symposium worked out okay however, because Andy Beyer, who moderated the session, had the enormous decency to plug me and my pioneer efforts in "Pace" by name five times from the stage.

If you CAN then just go on doing what makes you happy. If you cannot,

the important concern is CAN YOU?
Maybe some of our Teaching Members, past and present, can get away with imposing self-limiting Ego Barriers on themselves without financial loss; but

Well, like some expert handicappers, GM got smug and started believing their own press. Last year they suffered the largest annual LOSS in corporate America history. That "Old Saying" is forever buried.
Many clients, and even some teaching members, express the notion that just because their particular "style" of contender selection and handicapping process will not very often "Get" the higher priced horses, that NO ONE can get them. The more successful these person are overall, the more smug they are in voicing their conclusions. Such attitudes take us back to the old 1950's saying, "What's GOOD for General Motors is good for the General Public."

My first question to them is, "What was the Average WIN mutual at your track over the past week?" Answers range from an honest, "I don't know," to a vague, "REAL LOW." Neither answer is satisfactory. Persons who take their handicapping seriously should KNOW the correct answer to the nearest dime. Unless they are confirmed WIN bettors who NEVER even consider exotics, they should also know the average PLACE mutual. NOT the place payoff of the winner but the ACTUAL PLACE HORSE, which in our scheme of things is usually a ONE HORSE BET.

Even the most intellectually driven handicappers sometimes fall into the subjective reality traps that typify "horseplayer mentality." One of the most pervasive of these concerns the perception of what kind of mutuels are available from a given track at any point in time. The Summer season always brings us a bevy of mail from clients complaining of difficulties in making any big profit at their tracks because the mutuels are so low and saying that it seems almost IMPOSSIBLE to make any profit from TWO HORSE win wagering.

VITAL RECORDS NO ONE SEEMS TO KEEP

The first step in expanding your horizons is to refrain from succumbing to conclusions derived from SUBJECTIVE STATISTICS. These are the kind of statistics that create opinions which, when voiced by so-called experts, have an unwarranted influence on the handicapping community. "Horseplayer" perception, even when it comes from those with superior intellects, is useless unless validated by long range testing. The popular notion that there is NO MONEY to be made at southern California,

OUR JUNE, 1993 Las Vegas Seminar was dedicated to the theme of: THERE ARE MANY WAYS TO SKIN A CAT. Meaning that there were ways to win races using aspects of our advanced computer programs that many of you seem never to have explored. The chief reason is that many of YOU have imposed upon yourselves the kind of rule-oriented limitations referred to in that Truth of The Month. If functioning from a narrow frame of reference DOES NOT hurt your overall win percentage and profit margin you have a right to be smug. BUT, if it does, DO NOT blame the track or the racing secretary or the subjectively perceived LOW Average Mutuels. No matter HOW LOW you think they are there are still those races that pay huge dividends. If your contender and win selection process continues to eliminate such horses, then YOU must learn to SUBORDINATE your EGO BOUNDARIES to current reality.

here in having 21st century tools if you persist in using them by early 20th century Rule-Oriented Guidelines?

TRUTH of the MONTH Selection

IF you QUALIFY

your CONTENDERS

by Mainstream Rules

you'll get mainstream type winners & FAIL to get OPTIMAL RESULTS from Advanced Programs.

EXPAND your horizons & watch your win percentage AND your \$\$ profit GROW

Listen to Mark Cramer's Expo '93 audio tape-- "Anti-Handicapping"

What value is

then consider this:

Our research department, headed by Shane and myself, goes over the many dozens of races submitted by a collective YOU from all over North America - and now even Asia. We take special note of the procedures used by clients to win the higher paying races. We also re-handicap the races sent by clients who LOST those kinds of races. Over and above ritual I note each time a horse from a southern California track pays over \$11 and, if we didn't handicap those races BEFORE the fact, handicap them afterwards following the EXACT prescriptions offered in the manuals. We DO NOT, of course, win them all. But we win a sufficient number of them to maintain an average mutual in excess of \$9 even during periods of LOWER average mutuels.

OH, YES THERE IS!

THE NEXT HUE AND CRY WAS: "THERE IS NO WAY TO GET THOSE LONGER PRICED WIN AND PLACE HORSES THAT CREATED THOSE AVERAGE MUTUELS!"

HOW ABOUT FINDING THE PLACE HORSE, NOT THE PLACE \$ ON THE WIN HORSE, BUT THE ACTUAL PLACE HORSE? AVE. PLACE HORSE MUTUEL = \$5.27.

THE BOTTOM LINE: 25 RACES AVE WIN MUTUEL: = \$9.85
HERE ARE RESULTS FROM 25 CONSECUTIVE RACES FROM HOLLYWOOD PARK. THEY WERE RUN IN JUNE OF 1993 DURING A PERIOD WHEN MANY CLIENTS COMPLAINED ABOUT A DEARTH OF PROFIT FROM THEIR WAGERS; ESPECIALLY WHEN DUTCHING TWO HORSES TO WIN. (Newspaper results on request).

For Example-----
The truth is, that the pundits who utter this cry are only GETTING the low paying horses so, to justify their own ego boundaries, they claim that the higher paying horses are "Simply NOT gettable ." " It's bad enough that they make such ridiculous claims, it's even worse when any of US believe them.

Arlington Park and Big Apple tracks because of increased "Player Sophistication," is one such myth.

But, by holding to the LAST LINE rule, NO single choice or combination of TWO choices produces anything close to a profit. The LAST LINE is just too

other classification procedures.

4. Somewhat less than the 86% achieved by the top 4 in quite a number of using PHASE I (TPR only). So we're talking about 81% winners in the TOP statistic holds up over a longer test. Just REMEMBER, so far this test is and 4th choices instead of our top 2. It will be interesting to see if this This gives some credence to Dick Mitchell's challenge for us to bet our 3rd best numbers collectively produced the winner 50% of the time.

Ditto the second numerical choice. Combining the THIRD and FOURTH with TWO horses. The TOP ONE horse won 40 races, or 15.5% of the time. produced the winner in the TOP TWO 80 times. That's 31 percent winners So far in just 260 races from three different tracks the LAST LINE has

our newest test using the same program.

peddling our old 1975 Phase I procedure.(TPR version). Thus, we conducted Research" by some of our former associates who now make their living as an "Absolute" supposedly validated through months of "Extensive validity of the oft cited rule: ALWAYS use the last line. This is being touted animals; yet we are NOT its slave. We are currently RE-exploring the our computer entry. We don't IGNORE recency, especially in lower class Our long terms statistics show that we go back an average of 2.4 lines for Our second area of success lies in NOT being wedded to RECENTY rules.

THE LAST FACELINE MYTH

adjust."

"MAKE SURE THIS HORSE IS A TRUE CONTENDER before using the 2

caveat that comes up on our monitor before accepting the 2 adjust:

OPPOSITE SCREEN concept* - when called for We pay close heed to the

ALTERNATE adjust in EXDC/KGEN-OR in applying Bradshaw's

Our chief area of success in picking long shots comes from using the (2)

PROFICIENT USERS OF OUR COMPUTER PROGRAMS.

We are able to do this successfully because neither of our egos are invested in proving or perceiving ourselves as great handicappers but, rather, as

7479 - THIRD RACE, 1 1/16 Mile Purses \$11,000 Claiming Price: \$5,000. Mares, 4-year-olds and up, Calbedas. Claiming Price: \$5,000. Index Horse Velocity

WM	Tr	St	ly	%	Sp	En	To St
7338	2	27	11	2	13	1.90	10.81
7339	3	27	11	2	13	2.00	11.70
7336	1	27	11	1	13	1.70	10.81
7337	1	27	11	1	13	1.80	11.70
7331	1	27	11	1	13	1.70	10.81
7330	1	27	11	1	13	1.70	10.81
7329	1	27	11	1	13	1.70	10.81
7328	1	27	11	1	13	1.70	10.81
7327	1	27	11	1	13	1.70	10.81
7326	1	27	11	1	13	1.70	10.81
7325	1	27	11	1	13	1.70	10.81
7324	1	27	11	1	13	1.70	10.81
7323	1	27	11	1	13	1.70	10.81
7322	1	27	11	1	13	1.70	10.81
7321	1	27	11	1	13	1.70	10.81
7320	1	27	11	1	13	1.70	10.81
7319	1	27	11	1	13	1.70	10.81
7318	1	27	11	1	13	1.70	10.81
7317	1	27	11	1	13	1.70	10.81
7316	1	27	11	1	13	1.70	10.81
7315	1	27	11	1	13	1.70	10.81
7314	1	27	11	1	13	1.70	10.81
7313	1	27	11	1	13	1.70	10.81
7312	1	27	11	1	13	1.70	10.81
7311	1	27	11	1	13	1.70	10.81
7310	1	27	11	1	13	1.70	10.81
7309	1	27	11	1	13	1.70	10.81
7308	1	27	11	1	13	1.70	10.81
7307	1	27	11	1	13	1.70	10.81
7306	1	27	11	1	13	1.70	10.81
7305	1	27	11	1	13	1.70	10.81
7304	1	27	11	1	13	1.70	10.81
7303	1	27	11	1	13	1.70	10.81
7302	1	27	11	1	13	1.70	10.81
7301	1	27	11	1	13	1.70	10.81
7300	1	27	11	1	13	1.70	10.81

7480 - FIFTH RACE, 1 1/16 Mile Purses \$28,000 Allowance. Fillies & Mares, 2-year-olds and up, Calbedas. Claiming Price: \$5,000. Index Horse Velocity

WM	Tr	St	ly	%	Sp	En	To St
7250	1	27	11	2	13	2.70	10.81
7251	1	27	11	2	13	2.70	10.81
7252	1	27	11	2	13	2.70	10.81
7253	1	27	11	2	13	2.70	10.81
7254	1	27	11	2	13	2.70	10.81
7255	1	27	11	2	13	2.70	10.81
7256	1	27	11	2	13	2.70	10.81
7257	1	27	11	2	13	2.70	10.81
7258	1	27	11	2	13	2.70	10.81
7259	1	27	11	2	13	2.70	10.81
7260	1	27	11	2	13	2.70	10.81
7261	1	27	11	2	13	2.70	10.81
7262	1	27	11	2	13	2.70	10.81
7263	1	27	11	2	13	2.70	10.81
7264	1	27	11	2	13	2.70	10.81
7265	1	27	11	2	13	2.70	10.81
7266	1	27	11	2	13	2.70	10.81
7267	1	27	11	2	13	2.70	10.81
7268	1	27	11	2	13	2.70	10.81
7269	1	27	11	2	13	2.70	10.81
7270	1	27	11	2	13	2.70	10.81
7271	1	27	11	2	13	2.70	10.81
7272	1	27	11	2	13	2.70	10.81
7273	1	27	11	2	13	2.70	10.81
7274	1	27	11	2	13	2.70	10.81
7275	1	27	11	2	13	2.70	10.81
7276	1	27	11	2	13	2.70	10.81
7277	1	27	11	2	13	2.70	10.81
7278	1	27	11	2	13	2.70	10.81
7279	1	27	11	2	13	2.70	10.81
7280	1	27	11	2	13	2.70	10.81

7478 - SECOND RACE, 5/16 Mile Purses \$22,000. Maiden, 2-year-olds, Calbedas. Index Horse Velocity

WM	Tr	St	ly	%	Sp	En	To St
7281	1	27	11	2	13	2.70	10.81
7282	1	27	11	2	13	2.70	10.81
7283	1	27	11	2	13	2.70	10.81
7284	1	27	11	2	13	2.70	10.81
7285	1	27	11	2	13	2.70	10.81
7286	1	27	11	2	13	2.70	10.81
7287	1	27	11	2	13	2.70	10.81
7288	1	27	11	2	13	2.70	10.81
7289	1	27	11	2	13	2.70	10.81
7290	1	27	11	2	13	2.70	10.81
7291	1	27	11	2	13	2.70	10.81
7292	1	27	11	2	13	2.70	10.81
7293	1	27	11	2	13	2.70	10.81
7294	1	27	11	2	13	2.70	10.81
7295	1	27	11	2	13	2.70	10.81
7296	1	27	11	2	13	2.70	10.81
7297	1	27	11	2	13	2.70	10.81
7298	1	27	11	2	13	2.70	10.81
7299	1	27	11	2	13	2.70	10.81
7300	1	27	11	2	13	2.70	10.81

Let's go back now to the subject of LOWER average mutants with a look at the worse case scenario in recent history. It is July 1, 1993. Hollywood Park. Here are the result charts:(sans the 7th race which was not in the paper for some reason).

7477 - FIRST RACE, 1 1/16 Mile Purses \$42,000 Allowance. Fillies & Mares, 2-year-olds, Calbedas. Index Horse Velocity

WM	Tr	St	ly	%	Sp	En	To St
7301	1	27	11	2	13	2.70	10.81
7302	1	27	11	2	13	2.70	10.81
7303	1	27	11	2	13	2.70	10.81
7304	1	27	11	2	13	2.70	10.81
7305	1	27	11	2	13	2.70	10.81
7306	1	27	11	2	13	2.70	10.81
7307	1	27	11	2	13	2.70	10.81
7308	1	27	11	2	13	2.70	10.81
7309	1	27	11	2	13	2.70	10.81
7310	1	27	11	2	13	2.70	10.81
7311	1	27	11	2	13	2.70	10.81
7312	1	27	11	2	13	2.70	10.81
7313	1	27	11	2	13	2.70	10.81
7314	1	27	11	2	13	2.70	10.81
7315	1	27	11	2	13	2.70	10.81
7316	1	27	11	2	13	2.70	10.81
7317	1	27	11	2	13	2.70	10.81
7318	1	27	11	2	13	2.70	10.81
7319	1	27	11	2	13	2.70	10.81
7320	1	27	11	2	13	2.70	10.81
7321	1	27	11	2	13	2.70	10.81
7322	1	27	11	2	13	2.70	10.81
7323	1	27	11	2	13	2.70	10.81
7324	1	27	11	2	13	2.70	10.81
7325	1	27	11	2	13	2.70	10.81
7326	1	27	11	2	13	2.70	10.81
7327	1	27	11	2	13	2.70	10.81
7328	1	27	11	2	13	2.70	10.81
7329	1	27	11	2	13	2.70	10.81
7330	1	27	11	2	13	2.70	10.81
7331	1	27	11	2	13	2.70	10.81
7332	1	27	11	2	13	2.70	10.81
7333	1	27	11	2	13	2.70	10.81
7334	1	27	11	2	13	2.70	10.81
7335	1	27	11	2	13	2.70	10.81
7336	1	27	11	2	13	2.70	10.81
7337	1	27	11	2	13	2.70	10.81
7338	1	27	11	2	13	2.70	10.81
7339	1	27	11	2	13	2.70	10.81
7340	1	27	11	2	13	2.70	10.81

7476 - SECOND RACE, 5/16 Mile Purses \$22,000. Maiden, 2-year-olds, Calbedas. Index Horse Velocity

WM	Tr	St	ly	%	Sp	En	To St
7341	1	27	11	2	13	2.70	10.81
7342	1	27	11	2	13	2.70	10.81
7343	1	27	11	2	13	2.70	10.81
7344	1	27	11	2	13	2.70	10.81
7345	1	27	11	2	13	2.70	10.81
7346	1	27	11	2	13	2.70	10.81
7347	1	27	11	2	13	2.70	10.81
7348	1	27	11	2	13	2.70	10.81
7349	1	27	11	2	13	2.70	10.81
7350	1	27	11	2	13	2.70	10.81
7351	1	27	11	2	13	2.70	10.81
7352	1	27	11	2	13	2.70	10.81
7353	1	27	11	2	13	2.70	10.81
7354	1	27	11	2	13	2.70	10.81
7355	1	27	11	2	13	2.70	10.81
7356	1	27	11	2	13	2.70	10.81
7357	1	27	11	2	13	2.70	10.81
7358	1	27	11	2	13	2.70	10.81
7359	1	27	11	2	13	2.70	10.81
7360	1	27	11	2	13	2.70	10.81

7475 - DAILY DOUBLE (1177) PAID \$12.00
7474 - DAILY DOUBLE (1178) PAID \$23.00
7473 - DAILY DOUBLE (1179) PAID \$34.571
7472 - DAILY DOUBLE (1180) PAID \$45.71
7471 - DAILY DOUBLE (1181) PAID \$57.14
7470 - DAILY DOUBLE (1182) PAID \$70.00
7469 - DAILY DOUBLE (1183) PAID \$84.571
7468 - DAILY DOUBLE (

The fact that there were NO high odds winners on July first does NOT preclude the fact that on all the other days dominated by lower mutuels there WERE! With our tools ALL of the non-maiden winners on this day of record low mutuels were a TOP TWO choice on our computer readouts. While there are no bragging rights connected with \$5.27 winners, there is a definite SHAME CLAIM for those who cannot isolate such horses. I wonder

Others might tell you that these kinds of mutuels justify ONE horse WIN bets. That would be fine if their ONE bet gets the LONG SHOTS when they win. The sad truth is this seldom occurs. Their excuse is that NO handicapping procedure could get those long shots. We have researched the entire 1993 Hollywood meet and found that without stretching the tenets of the Methodology or the capacities of our advanced computer programs when USED AS PRESCRIBED in the Manuals, ENOUGH of those long shots that some deemed as highly questionable were ranked in the TOP 2 to produce a considerable profit. The operative phrase here is -- "USED AS PRESCRIBED in the manuals." (and in the FOLLOW UP).

The AVE Win Mutuel on this day was a patry: \$5.27. Is there any way to Dutch that will turn a profit from a \$5.27 win mutuel and still show a profit if there's a double digit winner? Yes, a 70-30 Dutch. Using a \$20 base: \$14 on the \$5+ horse. \$6 dollars on the longer priced horse. Result: 7 X \$5.27 = \$36.90. 3 X \$10.80 = \$32.40. Cost \$20. Net on low odds = \$16.90. Net on high odds = \$12.40.

7481 - FIFTH RACE, 6 Furlongs, Purses \$15,000, Maiden Claiming. Fillies & Mares, 3 Year-olds and up, Cal. Breeds, Claiming Price \$2,000-\$2,500

WT	PP	ST	1/2	1/4	M	SP	FN	1051
110	3	2nd	2nd	2nd	2nd	1/4	2nd	1051
112	2	3rd	3rd	3rd	3rd	3/4	3rd	1051
114	1	4th	4th	4th	4th	1st	4th	1051
116	4	5th	5th	5th	5th	2nd	5th	1051
118	5	6th	6th	6th	6th	3rd	6th	1051
120	6	7th	7th	7th	7th	4th	7th	1051
122	7	8th	8th	8th	8th	5th	8th	1051
124	8	9th	9th	9th	9th	6th	9th	1051
126	9	10th	10th	10th	10th	7th	10th	1051
128	10	11th	11th	11th	11th	8th	11th	1051
130	11	12th	12th	12th	12th	9th	12th	1051

7482 - SIXTH RACE, 8 Furlongs, Purses \$12,000-20,000, Maiden Claiming. 3- Year-olds and up, Claiming Price \$2,000-20,000

WT	PP	ST	1/2	1/4	M	SP	FN	1051
112	4	2nd	2nd	2nd	2nd	1/4	2nd	1051
114	3	3rd	3rd	3rd	3rd	3/4	3rd	1051
116	2	4th	4th	4th	4th	1st	4th	1051
118	1	5th	5th	5th	5th	2nd	5th	1051
120	5	6th	6th	6th	6th	3rd	6th	1051
122	6	7th	7th	7th	7th	4th	7th	1051
124	7	8th	8th	8th	8th	5th	8th	1051
126	8	9th	9th	9th	9th	6th	9th	1051
128	9	10th	10th	10th	10th	7th	10th	1051
130	10	11th	11th	11th	11th	8th	11th	1051
132	11	12th	12th	12th	12th	9th	12th	1051

7484 - EIGHTH RACE, 1 1/16 Turf Purses \$50,000, Allowance, Fillies & Mares, 4 Year-olds and up

WT	PP	ST	1/2	1/4	M	SP	FN	1051
112	3	2nd	2nd	2nd	2nd	1/4	2nd	1051
114	2	3rd	3rd	3rd	3rd	3/4	3rd	1051
116	1	4th	4th	4th	4th	1st	4th	1051
118	4	5th	5th	5th	5th	2nd	5th	1051
120	5	6th	6th	6th	6th	3rd	6th	1051
122	6	7th	7th	7th	7th	4th	7th	1051
124	7	8th	8th	8th	8th	5th	8th	1051
126	8	9th	9th	9th	9th	6th	9th	1051
128	9	10th	10th	10th	10th	7th	10th	1051
130	10	11th	11th	11th	11th	8th	11th	1051
132	11	12th	12th	12th	12th	9th	12th	1051

7485 - NINTH RACE, 8 Furlongs, Purses \$15,000, Maiden Claiming. Fillies & Mares, 3 Year-olds and up, Cal. Breeds, Claiming Price \$2,000-\$2,500

WT	PP	ST	1/2	1/4	M	SP	FN	1051
112	4	2nd	2nd	2nd	2nd	1/4	2nd	1051
114	3	3rd	3rd	3rd	3rd	3/4	3rd	1051
116	2	4th	4th	4th	4th	1st	4th	1051
118	1	5th	5th	5th	5th	2nd	5th	1051
120	5	6th	6th	6th	6th	3rd	6th	1051
122	6	7th	7th	7th	7th	4th	7th	1051
124	7	8th	8th	8th	8th	5th	8th	1051
126	8	9th	9th	9th	9th	6th	9th	1051
128	9	10th	10th	10th	10th	7th	10th	1051
130	10	11th	11th	11th	11th	8th	11th	1051
132	11	12th	12th	12th	12th	9th	12th	1051

whatever happened to the guy whose "Value Orientation prohibits him from wagering on any but \$12 horses that come up in the TOP 4 on HIS program? He can be thankful that his book came out before the Hollywood Summer meet of 1993.

In a perverse sort of way we might take a little pleasurable vengeance from the bevy of summertime low mutual days at major tracks. Several years ago almost ALL of our recognized experts, headed by James Selvidge, were bemoaning the coming demise of racing because so many "perceived" surface biases and other vagaries were making it virtually impossible to get a "handle" on a track. What they really wanted was for "Early Speed" to win as their theories forecast. They also wanted conditions under which discernible "Form" consistently won races. Selvidge even formed some organizations - Scoundrel or whatever, to lobby for such conditions. Well, "experts," you seem to have had your way; at least for the majority of races run so far THIS Summer at several major tracks. So, how do you like it now, gentlemen?

Many of their time worn theories are working - for \$5.80 to \$6.40 average mutuels. You see, oh experts, ANYONE can win races when there are no track or matchup vagaries. It is the individual and his/her methodology's capacity to COPE with stochastic variables that makes for profit.

Now is the time for ALL the experts to write their next book, quickly, before winning gets tough again. And it WILL! To their credit, MARK CRAMER and DICK MITCHELL are the only recognized authorities who joined us in LIKING the old inconsistencies in carding race matchups and the myriad of other track vagaries.

-----0-----

* Earlier I mentioned JIM "The Hat" Bradshaw's teaching at the Las Vegas Seminar about how to use the "OPPOSITE SCREEN as a viable shortcut to THOROMATION and SYNERGETIC MATCHUP'S 2, Alternate (Manual) Adjust. A lot of time was taken up by clients asking what "OPPOSITE" meant. Well in Thoromation, it means the screen that reflects OTHER than the order of finish on the animated Thoromation Screen. In Synergetic Matchup II, with NO Thoromation screen, it means the Stop Action screen that comes up AFTER the FIRST stop Action screen. Just look up the word "same." Opposite is the opposite of same. HERE is a potent example from his "Opposite Screen" approach:

Name	Total	Hidden	Fx	Med	Lex	3rd	ESP Type
GRAIN	170.98	64.27	66.14	69.44	30.56	30.35	Early
QUACK	171.14	64.89	66.12	68.86	31.12	30.98	S/P Presser
SMOKY	173.58	64.13	65.75	70.50	29.50	30.04	Early
NORM	173.38	64.69	65.60	70.04	29.96	30.44	Early
YARD	169.50	64.28	66.14	68.13	30.87	30.22	Early

=====

ENERGY FACTORS

=====

Race: quack: Dist = 5.5 FURLONGS Comments: MANUAL ADJ

K I N E T I C G E N E R A T O R
















The Energy (Kinetic) Generator tells us that QUACK is the ONLY Non-Early horse in the race. What do WE know about ESP at 5.5 furlongs?

#	NAME	DIST.	1ST CALL	2ND CALL	FIN. CALL	1st B/L	2nd B/L	Stretch B/L	Final B/L
1	GRAIN	5.5	21.3	44.2	103.2	0.15	0.15	0.00	0.00
2	QUACK	5.5	21.4	44.3	103.2	2.50	2.00	2.00	0.75
3	SMOKY	5.5	21.1	43.2	102.2	0.00	0.00	0.00	0.15
4	NORM	5.5	21.2	43.3	102.3	2.50	1.50	0.00	0.00
5	YARD	5.5	21.4	44.4	104.0	0.00	0.00	0.00	0.00






#	NAME	DIST.	1ST CALL	2ND CALL	FIN. CALL	1st B/L	2nd B/L	Stretch B/L	Final B/L
1	GRAIN	6.0	21.3	44.2	109.4	0.15	0.15	0.00	0.00
2	QUACK	6.0	21.4	44.3	109.3	2.50	2.00	2.00	0.75
3	SMOKY	6.5	21.1	43.2	115.1	0.00	0.00	0.00	0.15
4	NORM	6.5	21.2	43.3	115.1	2.50	1.50	0.00	0.00
5	YARD	6.0	21.4	44.4	110.2	0.00	0.00	0.00	0.00

AUTOMATIC PROJECTOR Y/N ?

This is a 5.5 furlong race. We have all been taught that measured by OUR READOUTS virtually all 5.5 races favor the top SUSTAINED PACE horses. I stress, OUR READOUTS, to distinguish between them and your visual perceptions. Yes, we could have inserted an internal computer command telling your program too always variegate 5.5 furlong races Sustained. Perhaps we could also program it to make and collect your bets for you. We tried that once but after a big hit the computer took off for Brazil where we couldn't extradite it. Some things you just have to know how to do for yourself.

5 YARD			
4 NORM			
3 SMOKY			
2 QUACK			
1 GRAIN			

Matches 7/million screen - EXDC DECELERATION

5 YARD	
4 NORM	
3 SMOKY	
2 QUACK	
1 GRAIN	

- 1) AUTOMATIC ADJUST ALL HORSES
- 2) ALTERNATE ADJUST ALL HORSES
- 3) MANUAL ADJUST ALL HORSES






SELECT TYPE OF ADJUSTMENT

BUT, if we are suspicious of, or afraid to use the 2 adjust and insist on going with the ONE adjust, this is what we see:

CAUTION
 Make sure the horse is a true contender before using the alternate adjustment.

Remember, if the total energy from high to low is greater than 2.8 you may need to use the alternate adjustment.
















The Computer Screen will warn us that this race, subject to caveat, requires a 2 adjust.

5 YARD	
4 HORN	
3 SMOKE	
2 QUACK	
1 GRAIN	

- 1) AUTOMATIC ADJUST ALL HORSES
- 2) ALTERNATE ADJUST ALL HORSES
- 3) MANUAL ADJUST ALL HORSES

SELECT TYPE OF ADJUSTMENT

Well, what do you know. It's telling us that we could use the 2 adjust with impunity. In so doing, and wagering a 3 horse exacta box, we win the exacta and, had there been a trifecta, we also get the SHOW horse. The exacta, incidentally, paid \$687.

	EP	MP	IP
5 YARD			
4 HORN			
3 SMOKE			
2 QUACK			
1 GRAIN			

SP DECELERATION

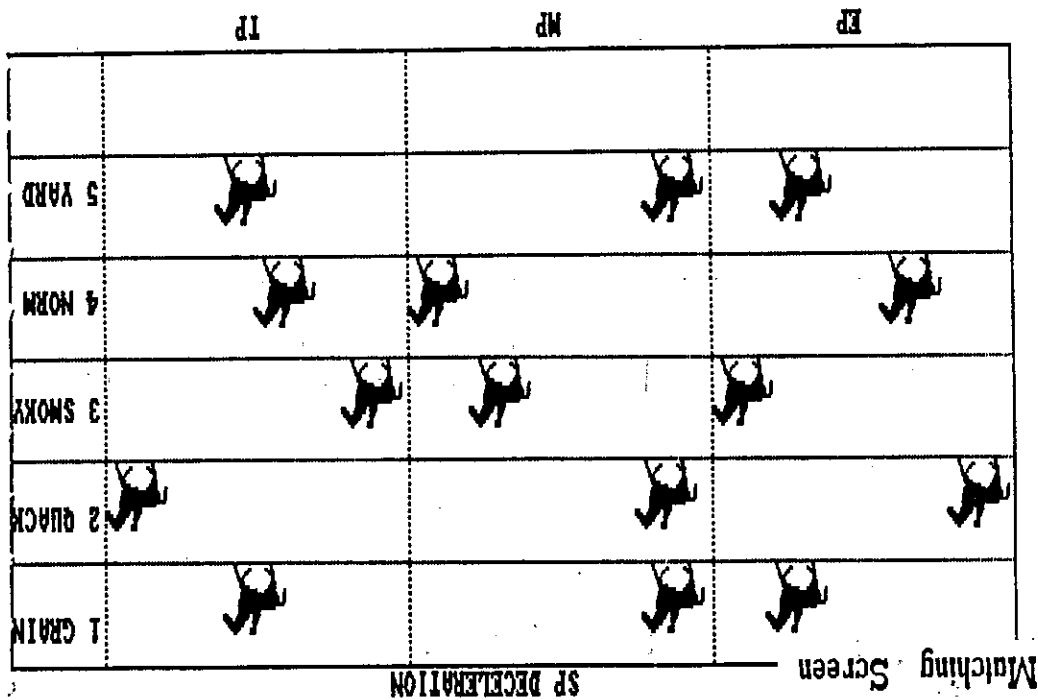
We end up with the SHOW horse, one that is still running and the winner, follow my edict about betting high odds 3rd numerical choices. Very few do QUACK in 3rd place. Since it paid \$104, it would have been worthwhile to follow this, so let's just follow JIM "The Hat's procedure of looking at the OPPOSITE screen.

A bit of wisdom from TOM BROHAMER: "If you make a horse a contender, be prepared to BET IT! DO NOT put any horse into the computer just to see how it looks. If you're wouldn't bet it (W, P or Show) SCRATCH IT!"

Let's not gripe. It's a Reality we cannot change. So we'll use it.

As previously explained, WE have adapted to the new format. We bemoan the fact that the DRF abandoned the use of incremental times that were consistent at ALL standard sprint and route distances. The most unkindest cut of all comes in races over a mile 1/6th not using incremental route times comparable to race distances of 8.5 and under.

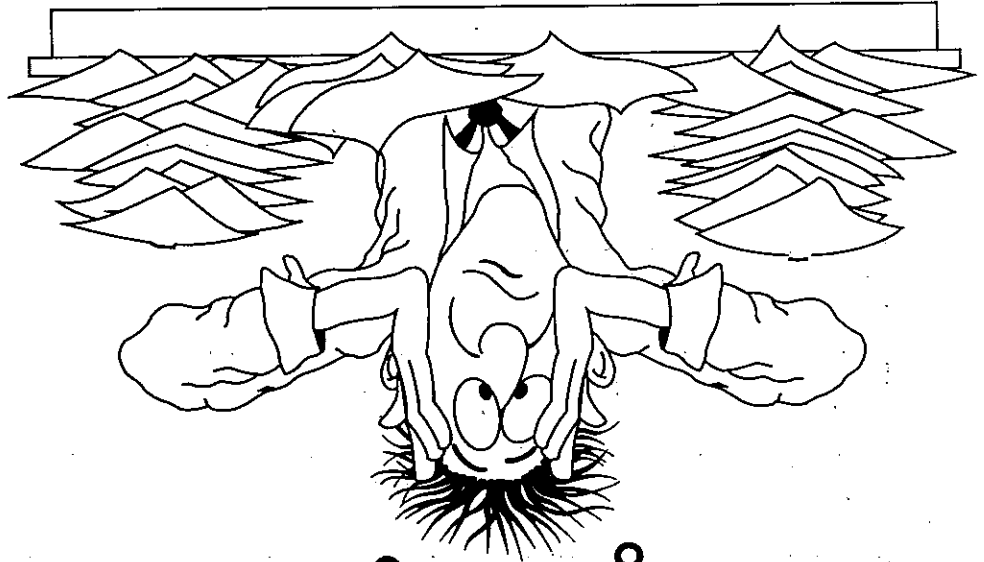
We're getting close to the time when publishing races from the OLD Racing Form running line format will be past history. In the Eastern United States you'll be saying "good-bye" to a 50+ year tradition. Elsewhere the old pace lines are only 18 years young.



DOC & SHANE SARTIN

GUEST ANALYSTS

THE PROBLEM RACE



Anatomy of a Problem Race

WORKOUTS: Jim 17 SA M Ht: 47.1 H 2/0 Jim 10 SA M Ht: 36 H 2/0 ... 1993 4 1 1 \$14,150 Turf 2 0 0 \$7,000 ... \$20,000

WORKOUTS: Jly 4 SA M Ht: 17.1 H 2/0 Jim 29 SA M Ht: 32 H 2/0 ... 1993 6 1 1 \$33,750 Turf 6 2 1 \$49,850 ... \$20,000

WORKOUTS: Jim 25 Ht Ht: 52 H 2/0 Jim 2 Ht Ht: 42 H 2/0 ... 1993 4 2 1 \$16,175 Dist 3 0 0 \$2,500 ... \$75,775

WORKOUTS: Jly 1 Ht Ht: 11.3 H 2/0 Jim 30 Ht Ht: 52 H 2/0 ... 1993 6 0 1 \$10,450 Turf 24 3 5 \$72,241 ... \$20,000

Hollywood Park SITUATION HANDICAPPING: The Race:-



5 Furlongs (.562) CLAIMING. Purse \$18,000. 3-year-olds and upward. Weights: 3-year-olds, 117 lbs. Older, 122 lbs. Non-winners of two races since May 30 allowed 3 lbs. A race since then, 5 lbs. Claiming price \$20,000; if for \$18,000, 2 lbs. Races when entered for \$16,000 or less not considered.

Before turning the page, make a concerted effort to thoroughly analyze this race taking into consideration the distance - 5 fur. The level of contention and other factors which make it unusual. A number of clients won the race. SO can you.

Pancho's Cup

Own: Altabugh Sam H
 St: Pancho Villa (Secretary)
 Dam: Loving Cup (Big Spence)
 Br: Elmendorf Farm (Ky)
 Tr: Altabugh Sam H (54 & 57)

DL: 1000
 Lifetime Record: 14 1 2 2 \$40,575

1993	6 0 1	\$5,500	Turf	0 0 0
1992	1 2 1	\$34,075	Wet	3 1 0
			Dirt	2 0 1
				\$3,450

L 1105

1993 6 0 1 \$5,500 Turf 0 0 0
 1992 1 2 1 \$34,075 Wet 3 1 0
 1992 6 0 1 \$34,075 Wet 2 0 1
 1992 2 0 0 \$3,450

WorKOUTS: July 11 Hal Mt St: 58 H 2/55 July 1 Hal Mt St: 59 H 2/55 July 1 Hal Mt St: 60 H 2/55 July 1 Hal Mt St: 61 H 2/55 July 1 Hal Mt St: 62 H 2/55 July 1 Hal Mt St: 63 H 2/55 July 1 Hal Mt St: 64 H 2/55 July 1 Hal Mt St: 65 H 2/55 July 1 Hal Mt St: 66 H 2/55 July 1 Hal Mt St: 67 H 2/55 July 1 Hal Mt St: 68 H 2/55 July 1 Hal Mt St: 69 H 2/55 July 1 Hal Mt St: 70 H 2/55 July 1 Hal Mt St: 71 H 2/55 July 1 Hal Mt St: 72 H 2/55 July 1 Hal Mt St: 73 H 2/55 July 1 Hal Mt St: 74 H 2/55 July 1 Hal Mt St: 75 H 2/55 July 1 Hal Mt St: 76 H 2/55 July 1 Hal Mt St: 77 H 2/55 July 1 Hal Mt St: 78 H 2/55 July 1 Hal Mt St: 79 H 2/55 July 1 Hal Mt St: 80 H 2/55 July 1 Hal Mt St: 81 H 2/55 July 1 Hal Mt St: 82 H 2/55 July 1 Hal Mt St: 83 H 2/55 July 1 Hal Mt St: 84 H 2/55 July 1 Hal Mt St: 85 H 2/55 July 1 Hal Mt St: 86 H 2/55 July 1 Hal Mt St: 87 H 2/55 July 1 Hal Mt St: 88 H 2/55 July 1 Hal Mt St: 89 H 2/55 July 1 Hal Mt St: 90 H 2/55 July 1 Hal Mt St: 91 H 2/55 July 1 Hal Mt St: 92 H 2/55 July 1 Hal Mt St: 93 H 2/55 July 1 Hal Mt St: 94 H 2/55 July 1 Hal Mt St: 95 H 2/55 July 1 Hal Mt St: 96 H 2/55 July 1 Hal Mt St: 97 H 2/55 July 1 Hal Mt St: 98 H 2/55 July 1 Hal Mt St: 99 H 2/55 July 1 Hal Mt St: 100 H 2/55

Dixon Out - No Race

Own: Fernandez & Granja Mexico
 St: Dixieland Band (Northern Dancer)
 Dam: Cosmic Tiger (Tim The Tiger)
 Br: Dixieland Partnership (Ky)
 Tr: Palma Hector B (42 & 3 & 4)

DL: 5
 Lifetime Record: 4 2 0 0 \$14,333

1991	3 0 0	\$3,750	Turf	5 2 0
1990	4 2 0	\$11,183	Wet	0 0 0
			Dirt	0 0 0
				\$14,333

L 117

1991 3 0 0 \$3,750 Turf 5 2 0
 1990 4 2 0 \$11,183 Wet 0 0 0
 1990 4 2 0 \$11,183 Wet 0 0 0
 1990 2 0 0 \$3,750

WorKOUTS: July 5 Hal Mt St: 102 H 2/56 July 5 Hal Mt St: 103 H 2/56 July 5 Hal Mt St: 104 H 2/56 July 5 Hal Mt St: 105 H 2/56 July 5 Hal Mt St: 106 H 2/56 July 5 Hal Mt St: 107 H 2/56 July 5 Hal Mt St: 108 H 2/56 July 5 Hal Mt St: 109 H 2/56 July 5 Hal Mt St: 110 H 2/56 July 5 Hal Mt St: 111 H 2/56 July 5 Hal Mt St: 112 H 2/56 July 5 Hal Mt St: 113 H 2/56 July 5 Hal Mt St: 114 H 2/56 July 5 Hal Mt St: 115 H 2/56 July 5 Hal Mt St: 116 H 2/56 July 5 Hal Mt St: 117 H 2/56 July 5 Hal Mt St: 118 H 2/56 July 5 Hal Mt St: 119 H 2/56 July 5 Hal Mt St: 120 H 2/56 July 5 Hal Mt St: 121 H 2/56 July 5 Hal Mt St: 122 H 2/56 July 5 Hal Mt St: 123 H 2/56 July 5 Hal Mt St: 124 H 2/56 July 5 Hal Mt St: 125 H 2/56 July 5 Hal Mt St: 126 H 2/56 July 5 Hal Mt St: 127 H 2/56 July 5 Hal Mt St: 128 H 2/56 July 5 Hal Mt St: 129 H 2/56 July 5 Hal Mt St: 130 H 2/56 July 5 Hal Mt St: 131 H 2/56 July 5 Hal Mt St: 132 H 2/56 July 5 Hal Mt St: 133 H 2/56 July 5 Hal Mt St: 134 H 2/56 July 5 Hal Mt St: 135 H 2/56 July 5 Hal Mt St: 136 H 2/56 July 5 Hal Mt St: 137 H 2/56 July 5 Hal Mt St: 138 H 2/56 July 5 Hal Mt St: 139 H 2/56 July 5 Hal Mt St: 140 H 2/56 July 5 Hal Mt St: 141 H 2/56 July 5 Hal Mt St: 142 H 2/56 July 5 Hal Mt St: 143 H 2/56 July 5 Hal Mt St: 144 H 2/56 July 5 Hal Mt St: 145 H 2/56 July 5 Hal Mt St: 146 H 2/56 July 5 Hal Mt St: 147 H 2/56 July 5 Hal Mt St: 148 H 2/56 July 5 Hal Mt St: 149 H 2/56 July 5 Hal Mt St: 150 H 2/56

Surprise Ambush

Own: Sanders & Luvial
 St: Reliance (La Reality)
 Dam: A Surprise (Red Model)
 Br: Boone H III & S A (Ky)
 Tr: Boone Jan (10 & 1 00)

DL: 7
 Lifetime Record: 34 2 7 3 \$89,505

1993	4 0 0	\$25	Turf	3 0 1
1992	2 0 0		Wet	1 0 0
			Dirt	3 0 0
				\$2,325

L 117

1993 4 0 0 \$25 Turf 3 0 1
 1992 2 0 0 Wet 1 0 0
 1992 14 1 3 0 \$29,750 Dirt 3 0 0
 1992 2 0 0 \$2,325

WorKOUTS: May 13 SLR Pt St: 141 H 4/15 May 13 SLR Pt St: 142 H 4/15 May 13 SLR Pt St: 143 H 4/15 May 13 SLR Pt St: 144 H 4/15 May 13 SLR Pt St: 145 H 4/15 May 13 SLR Pt St: 146 H 4/15 May 13 SLR Pt St: 147 H 4/15 May 13 SLR Pt St: 148 H 4/15 May 13 SLR Pt St: 149 H 4/15 May 13 SLR Pt St: 150 H 4/15 May 13 SLR Pt St: 151 H 4/15 May 13 SLR Pt St: 152 H 4/15 May 13 SLR Pt St: 153 H 4/15 May 13 SLR Pt St: 154 H 4/15 May 13 SLR Pt St: 155 H 4/15 May 13 SLR Pt St: 156 H 4/15 May 13 SLR Pt St: 157 H 4/15 May 13 SLR Pt St: 158 H 4/15 May 13 SLR Pt St: 159 H 4/15 May 13 SLR Pt St: 160 H 4/15 May 13 SLR Pt St: 161 H 4/15 May 13 SLR Pt St: 162 H 4/15 May 13 SLR Pt St: 163 H 4/15 May 13 SLR Pt St: 164 H 4/15 May 13 SLR Pt St: 165 H 4/15 May 13 SLR Pt St: 166 H 4/15 May 13 SLR Pt St: 167 H 4/15 May 13 SLR Pt St: 168 H 4/15 May 13 SLR Pt St: 169 H 4/15 May 13 SLR Pt St: 170 H 4/15 May 13 SLR Pt St: 171 H 4/15 May 13 SLR Pt St: 172 H 4/15 May 13 SLR Pt St: 173 H 4/15 May 13 SLR Pt St: 174 H 4/15 May 13 SLR Pt St: 175 H 4/15 May 13 SLR Pt St: 176 H 4/15 May 13 SLR Pt St: 177 H 4/15 May 13 SLR Pt St: 178 H 4/15 May 13 SLR Pt St: 179 H 4/15 May 13 SLR Pt St: 180 H 4/15 May 13 SLR Pt St: 181 H 4/15 May 13 SLR Pt St: 182 H 4/15 May 13 SLR Pt St: 183 H 4/15 May 13 SLR Pt St: 184 H 4/15 May 13 SLR Pt St: 185 H 4/15 May 13 SLR Pt St: 186 H 4/15 May 13 SLR Pt St: 187 H 4/15 May 13 SLR Pt St: 188 H 4/15 May 13 SLR Pt St: 189 H 4/15 May 13 SLR Pt St: 190 H 4/15 May 13 SLR Pt St: 191 H 4/15 May 13 SLR Pt St: 192 H 4/15 May 13 SLR Pt St: 193 H 4/15 May 13 SLR Pt St: 194 H 4/15 May 13 SLR Pt St: 195 H 4/15 May 13 SLR Pt St: 196 H 4/15 May 13 SLR Pt St: 197 H 4/15 May 13 SLR Pt St: 198 H 4/15 May 13 SLR Pt St: 199 H 4/15 May 13 SLR Pt St: 200 H 4/15

Situation Handicapping.

The winner of this race
 pays: \$36.80 - \$10.40 - \$5.00
 Proper analysis makes it a
 top2 standout.

I am constantly being asked for a formula to use in analyzing a race.
 While there are certain GENERAL factors that should be considered in viewing every
 race, NO specific set of guidelines are applicable to EVERY race. For example we know
 that in races UNDER 6 furlongs the horses with the best Sustained Ranking in OUR
 readouts tend to win most often. We also know that when a sprinter wins a route it is
 usually against SLOW routers and/or routers with little Early Pace.

This next race is a good example of one in which a long shot taken from a SUPPOSEDLY
 illogical pace line will win. Going back four lines to get the winner in THIS race is NOT
 illogical. In the NEXT race or in yesterday's 9th race, such a tactic might well have been
 ILLOGICAL.

The SITUATION governing each race is the guideline, NOT some steadfast rule like:
 "Last Line, best of the last two or three" or whatever.

The RACE ITSELF determines how flexible or stringent we must be in isolating
 contenders and pace lines. The SITUATION in this race is obvious. It is a SHORT race,
 FIVE furlongs, Run July 15, 1993. Carded for 3YO and UP. Actually the youngest horse
 here is 4 years old. There is one 7 year old and the other 4 are 5 years old.

TOD was scratched. DIXTON hasn't run since 1991. This leaves us with a field of SIX
 nondescript animals, anyone of which can win.

First we look for an obvious standout from a recent race. That's standard procedure in
 ANY race. Do we find one? The closest we come is EARPLUG, finishing 2nd and 3rd in its
 last two efforts at LONGER distances. It also flashed EARLY position "speed."
 MONARCH and JIMMY showed similar early traits. NOW we must ask TWO vital
 questions: First, How important will those EARLY leads be when running at today's
 FIVE furlong distance? 2nd: WHY are these horses being entered at today's shorter
 distance?

Well, at the 5.5 furlong point in its last race JIMMY was off the lead by only 3.5 lengths.
 Extrapolated, MONARCH was off (0+1.5/2) or 3/4 length. EARPLUG probably had the
 LEAD at the 5 furlong point last.
 JIMMY shows past evidence of doing well short. MONARCH is essentially a TURF horse
 BUT, as we learned in winning trifectas at the FAIRGROUNDS in New Orleans, Turf

sprinters often finish in the money when going into a dirt sprint. NOT a win prospect, but essential for exotics. This IS an exacta race.

Even with GOOD internal fractions in LONGER sprints, JIMMY has not done very well in shorter sprints on fast tracks. When it did well it was on the turf or the track was muddy. Relative to the overall ability exhibited by this short field SURPRISE might be considered because it showed a little effort early in previous short races. The big NEGATIVE with this horse is that in other 6 horse fields it finished last twice and fifth the other time. I wouldn't hesitate to eliminate it because it's NOT going to produce worthwhile readouts, anyway. But I'll leave it in for the timid. Now, realistically we're looking at 3 horse with one to go. That one is PANCHO. By Mainstream logic we shouldn't look past the last two races. However, its last race was in the mud, so we cross it off. (These horses need all the help they can get without including mud). This horse finished WAY BACK at 7 and 7.5 furlongs BUT ran 86 & 87 speed ratings. Yes, I know that the Mainstream will discount these higher SR'S because they're not standard distances, etc. ad infinitum. But the horse still ran against SR'S of 95 and 94. Another IMPORTANT thing to look for: In 9 starts PANCHO only ran TWO races in which its speed rating was under 84!

It is going SHORT today. Anyone who claims that using its 5.5 furlong race of April 17 is illogical, is coming from a rigidly mainstream perspective. Would their argument be invalid in ALL races? NO. But in this race, YES! WHY? Because this race has individual peculiarities and NONE of the horses are any good by southern California standards. When a trainer decides to put his charge into a 5 furlong race in which, of the viable contenders, only EARPLUG and MONARCH have a single win this year and the next two animals have one and two wins in TWO years, he's not looking at the cream of the crop. This kind of race is, of course, the kind your mainstream experts like to call UNplayable because of the many question marks. If they DID handicap it they would probably narrow it down to JIMMY and EARPLUG and possibly MONARCH. Yet, PANCHO has the best figures IF one is willing to look at its most recent race CLOSEST to today's distance. I suppose they would also argue that this is HOLLYWOOD and that race was run at Santa Anita. If you're bothered by that kind of thing you're not going to get many long shots. It might interest you to know that PANCHO'S Santa Anita 5.5 furlong time of 102:4 beaten 4.5 lengths=103:4, is equivalent to a 104.1 at HOLLYWOOD. EARPLUG'S BEST HOL 5.5 FUR time was 105:2. EARPLUG was the Mainstream and public choice at odds of 1.5 to one.

The moral here is that we CAN'T come up with set rules or guidelines that are universally applicable in ALL races. We should NEVER set a precise, fixed limit on how far we'll go back for a pace line. It all depends on today's distance, class and the ability of the other horses in the race.

In other words the MATCH-UP. If you'd still throw out PANCHO despite ample evidence

that it is at least as good as any other contender based on its ONLY fast track short race, then you will NOT get the benefit of our advanced programs' ability to isolate a \$36.80 winner. AND a \$137.40 \$2 Exacta in a SIX horse field, yet.

This kind of race poses not just a handicapping problem but an even bigger psychological one. Those who won the race-and there were many who did-all agreed with and used the process I described. Those who LOST the race claimed that if one analyzes ALL RACES as I did this one, they'll win very few OTHER races. The bottom line is: I DO NOT analyze ALL races as I did this one. EACH RACE presents a DISTINCT set of problems. The procedure for winning any race is NOT necessarily going to be the same for the next race, the one after that or five races down the line. Those looking for a single procedure for analyzing ALL races are seeking a magic bullet whose best target is low paying favorites.

As I read through the Mainstream handicapping literature-and believe me, I read it all, I notice a disturbing constant. ALL the authors offer a set of guidelines, tantamount to rules, for contender and running line(s) evaluation. Only Henry Knuck, years ago, wrote on Situation Handicapping and even he abandoned any valuable us of the principle in his most recent book. We can therefore conclude that the current crop of author/experts are focusing on mass appeal because we KNOW that the masses want FIXED RULES. In following this path of least resistance, these authors are perpetuating racing's most insidious myth; the one that defines a "PLAVABLE RACE." Almost by definition they are saying that the majority of races wherein a long shot wins, are UNplayable. Or, when playable, the Longshot should be eliminated as a contender. There are exceptions, of course, when long shots do arise. But not as often as one has the right to expect from expert authors.

I must add that Mark Cramer's lessons do not fit this pattern. HE is quite flexible in his thinking even if he won't bet a horse ridden by a jockey who is one for 36.

Longshots come from races with SITUATIONAL peculiarities. Things like odd distances and surfaces: 5 and 5.5 furlongs, 7.5 furlongs, about 6.5 on the Downhill Turf. Look for horses that have successfully negotiated these situations but have no outstanding records in conventional situations. Horses who seem to have no identifiable class level should also be carefully observed. That certainly applies in THIS race. Longer priced horse virtually NEVER meet the qualification standards imposed by the mainstream. If they did they would go off at short prices.

Above all, remember: When your program isolates a Long Shot in the top two it is nothing more than a favorite that almost nobody bet on.

#	NAME	DIST.	1ST	2ND	FIN.	1st	2nd	Stretch	Final
1	JIMM	5.5	21.4	44.1	102.1	2.00	3.00	5.00	7.50
2	MONAR	5.5	22.0	44.3	103.2	0.00	0.00	3.00	6.00
3	EARP	5.5	22.3	45.2	103.3	0.00	0.00	0.00	4.00
4	SURP	5.5	22.0	45.0	103.2	1.50	2.50	4.50	8.75
5	PANCH	5.5	21.2	44.2	102.4	6.50	5.00	3.00	4.50

projected

#	NAME	DIST.	1ST	2ND	FIN.	1st	2nd	Stretch	Final
1	JIMM	5.5	21.4	44.1	102.1	2.00	3.00	5.00	7.50
2	MONAR	6.5	22.0	44.3	115.4	0.00	0.00	3.00	6.00
3	EARP	7.0	22.3	45.2	122.0	0.00	0.00	0.00	4.00
4	SURP	5.5	22.0	45.0	103.2	1.50	2.50	4.50	8.75
5	PANCH	5.5	21.2	44.2	102.4	6.50	5.00	3.00	4.50

DATA O. K. ? Y

Date & Race # (6 chars 1.e. 020301 ==> hoifu
 Race Comments (Optional) ==> fu
 Distance Of Today's Race ==> 5.5
 Enter Track Record ==> 102.3

Note: I projected all entrants to 5.5 fur. We cannot accurately project to 4.5 or 5 furongs. Since the shortest distance was 4.5 fur. This worked out ideally.

New Entry Screen...

Shane's pace line choices have always been subject to a lot of criticism from our more "professional" clients. SO, if you disagree with his pace line reasoning, here is MINE:

HIDDEN FACTORS are derived from the NEW Racing Form Entry Line Format. HE1 is our original Hidden Energy incorporating CLASSIC Turn Time. HE1 represents the NEW Racing Form Fraction by distance. HE2 is Late Hidden Energy. HE is Total Hidden Energy, the AVERAGE of the two hidden. We see that at today's projected distance HE2 is NOT a WIN factor but figures strongly for PLACE. The SHOW horse has the most BALANCED HE. Since we have NO Long Term Research on the power of the new fractional increments, YOUR observations on the validity of EACH NEW factor will be vital in helping us to help others.

Name	HE1	HE2	HE	Win Energy	COUNTER Energy
JIMM	34.08	32.96	34.08	33.52	33.70
MONAR	34.80	32.60	34.80	33.45	33.70
EAR	33.81	33.09	33.81	33.44	33.44
SURP	33.77	33.11	33.77	33.44	33.44
PANCH	33.58	33.21	33.58	33.40	33.40

H I D D E N F A C T O R S

Name	Ep/dv	P/dv	He/dv	Td/dv	Pm/dv	Total
JIMM	1	1	2	3	3	10 X
EAR	2	3	3	4	4	16
SURP	3	4	5	5	5	22
PANCH	4	5	5	1	1	12 X
MONAR	5	5	4	2	2	15 X

2 Adjust -

Low Is Best SORT DC/V COMPOSITE

E N T R O P Y

Name	Ep/dv	P/dv	He/dv	Td/dv	Pm/dv	Total
JIMM	1	1	2	3	3	10 X
EAR	2	3	3	4	4	15 X
PANCH	3	4	5	1	1	10 X
MONAR	4	5	4	2	2	16 X
SURP	5	5	5	5	5	24

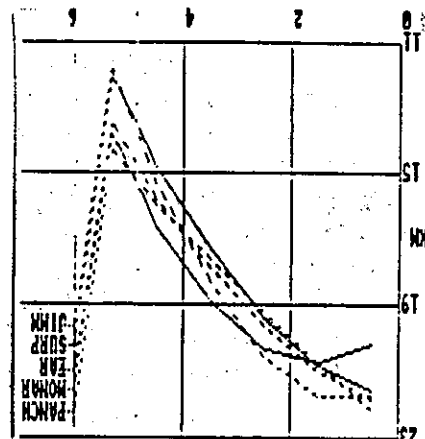
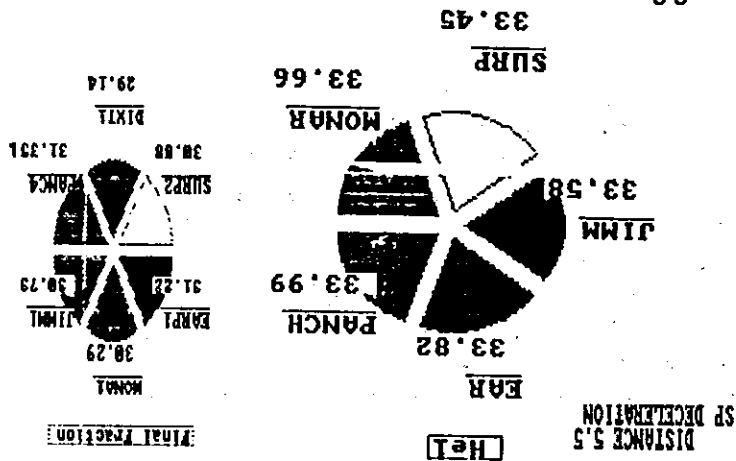
Auto Adjust -

Low Is Best SORT DC/V COMPOSITE

E N T R O P Y

Average	Total	EP	TT	Fin F	Med	MP	Mpb1	ESP Type
170.26	34.46	34.01	31.53	68.47	68.45	4	S/P Presser	
172.38	34.59	34.08	31.33	68.67	68.51	3	S/Presser	
167.84	33.31	34.80	31.89	68.11	68.13	9	Sustained	X
170.51	34.84	33.81	31.35	68.65	68.86	1	S/Presser	
169.42	35.01	33.77	31.21	68.79	68.60	3	S/Presser	X
171.16	34.54	33.58	31.88	68.12	68.16	5	Sustained	X

ENERGY PROFILE



Name	Mpr	Lpr	Cpr	Diff
JIMM	96.0	87.5	183.5	+8.50
MONAR	88.0	90.5	178.5	-2.50
EAR	95.0	86.8	181.8	+8.25
SURP	92.5	86.8	179.3	+5.75
PANCH	93.0	93.5	186.5	-0.50

$x + = EP$
 $- = SP$

COMPOSITE RATINGS

Name	Ep/dv	P/dv	He/dv	Td/dv	Pm/dv	Total
DIXTO	1	2	5	5	5	18
MONAR	2	1	4	4	4	15
PANCH	3	3	1	1	1	9
JIMM	4	6	3	3	3	19
EARPL	5	4	6	6	6	27
SURP	6	5	2	2	2	17

Low is Best
SORT DC/V COMPOSITE

Some lines differ but the final result is about the same! especially in the case of the WINNER.
Shane's readouts:

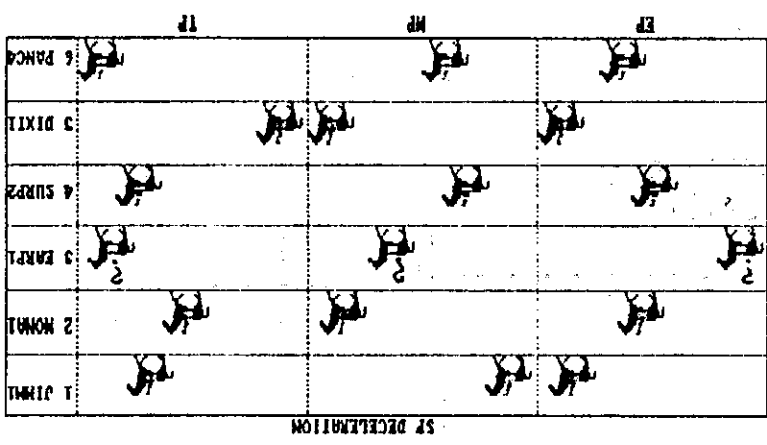
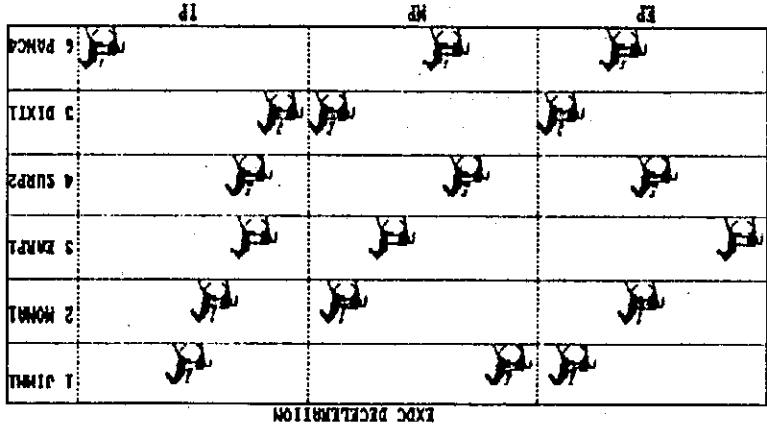
Name	Ep	Name	Mp	Name	Fin F
JIMM	0.00	JIMM	0.00	PANCH	0.00
EAR	0.44	EAR	1.38	JIMM	1.19
SURP	0.60	PANCH	2.87	MONAR	1.73
PANCH	1.00	SURP	3.76	EAR	2.47
MONAR	7.15	MONAR	7.52	SURP	3.54

B E A T E N L E N G T H S

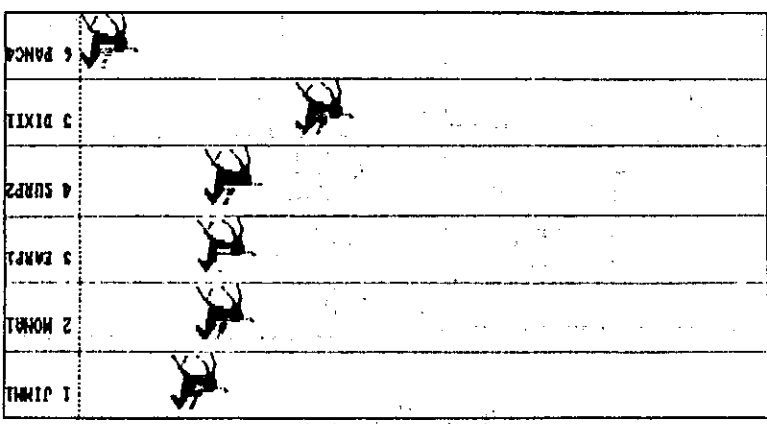
New Screen...

JIMM1	100.00	94.77	95.17
PANCA4	97.48	96.77	96.81
HONM1	96.60	100.00	94.70
SURP2	95.98	96.12	94.07
EARP1	91.60	98.47	93.96
290.94 Take a tip from Tony Hill & add these up. For number lovers this is the BEST readout.			

Exdc Deceleration Ratio
 Name 1st 2nd 3rd
 TOTAL



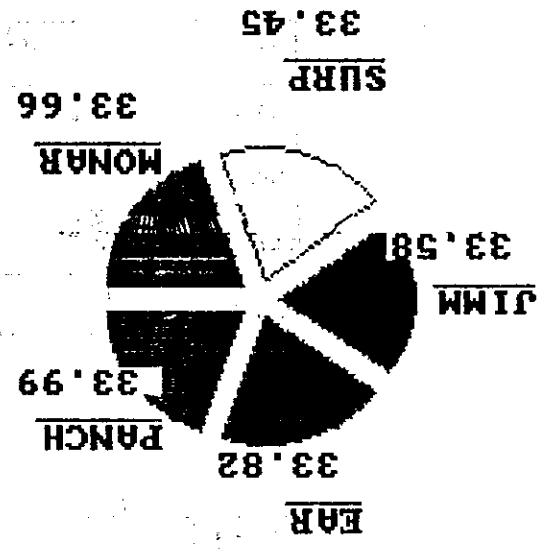
THIS HORSE CAME IN LAST... LOOKS LIKE THE JOCKEY FELL OFF...



PANCH	0.087	0.023	0.087
MONAR	0.445	0.075	0.468
JIMM	0.075	0.148	0.173
SURP	0.305	0.449	0.640
EARP	0.277	0.363	0.449

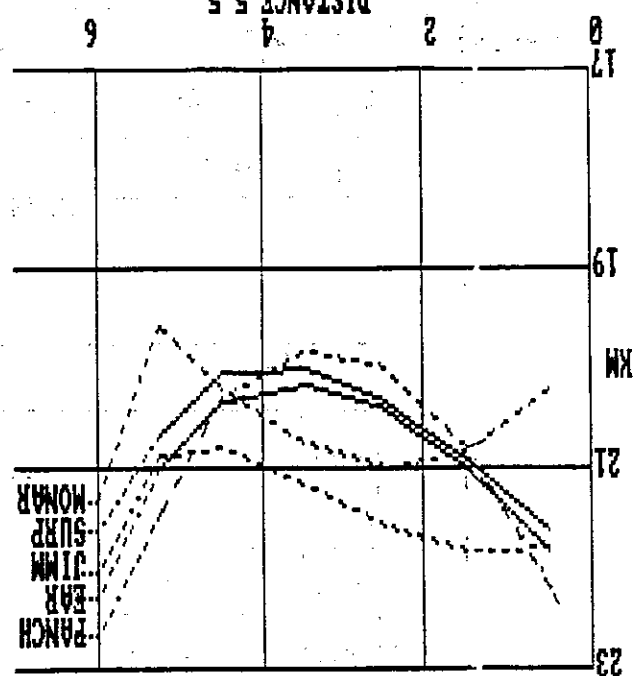
Name	Emuv	Smuv	Uxr
Modules of Exdc			
Vartus			

Muv	==	0.74	JIMM	0.00
		0.17	PANCH	1.41
		1.41	SURP	3.01
		3.01	EARP	

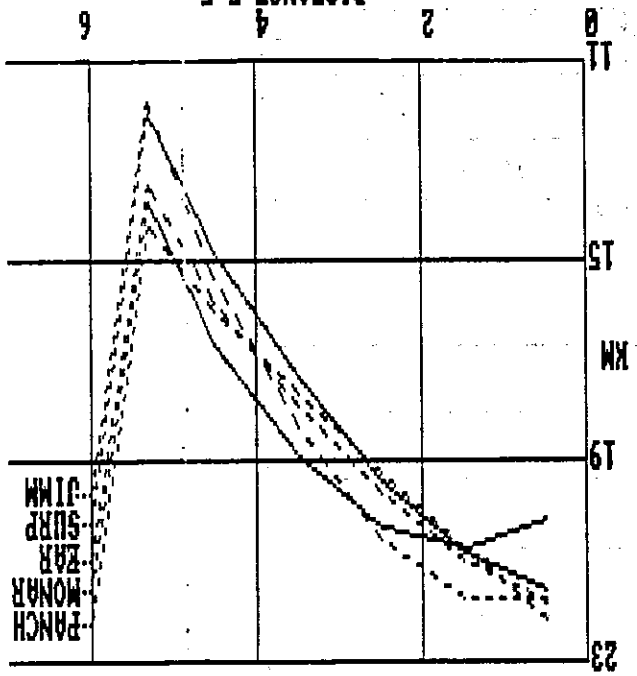


Hel

EXC DISTRIBUTION
DISTANCE 5.5



SP DECELERATION
DISTANCE 5.5



My readouts:

7580—FIRST RACE, 5 Furlongs, Purse \$18,000, Claiming, 3-year-olds and up. Claiming price 20,000-18,000

Index: Horse and Jockey W. PP ST W M SR Fr. To \$1

7313	Pancho's Cup, L. Gates	110	6	6	6	6	17.40
7350	Monarch's Pride, G. Stevens	117	2	1	1st	21	3.70
7487	Jimmy's Trick, C. Beck	117	1	3	2d	33	2.80
4556	Dixon, M. Padroza	117	5	2	3rd	41 1/2	2.90
7509	Surprise Ambush, M. Catemada	117	4	5	5th	51 1/2	56.40
7520	Earl King, K. Desormeaux	117	3	4	4 1/2	6	1.50

Scatched — 10d

8—PANCHOS CUP 35.80 10.40 5.00

3—MONARCH'S PRIDE 4.40 3.40

1—JIMMY'S TRICK 3.80

OH: 1:01 Time: 2:14 :45 1 :57 2 Track: Clear & Fast, Winner-dbb, 5 Pancho Villa-Lov-ing Cup Tr.-Sam, H Alabdagh Own.-Sam H Alabdagh, Mutual Pool \$155,735 Exacta Pool \$123,565

32 EXACTA (6-2) PAID \$137.40

PANCH	100.00	98.30	100.00	298.30W	Take a tip from
MONAR	99.62	99.98	96.09	295.69P	Tony Hill & add
JIMM	99.36	100.00	99.99	299.35S	these up. For number
SURP	99.20	97.98	98.50	295.68	lovers this is the
EARP	97.06	99.20	99.20	295.46	BEST readout.

Exdc Deceleration Ratio
Name 1st 2nd 3rd TOTAL

EXDC DECELERATION

5 PANCH	NP	EP
4 SURP		
3 EARP		
2 MONAR	DPH	TIC
1 JIMM		

SP DECELERATION

5 PANCH	NP	EP
4 SURP		
3 EARP		
2 MONAR	DPH	TIC
1 JIMM		

5 PANCH	
4 SURP	
3 EARP	
2 MONAR	
1 JIMM	

Auto Adjust

AMERICAN TURF MONTHLY, 306 Broadway, Lynbrook, NY 11563
Enroll me as a subscriber to AMERICAN TURF MONTHLY as checked below:

2 years, \$50 (save \$22) (Receive FREE CAP) (add \$30.00 for first-class)
 1 year, \$29 (save \$7) (add \$15.00 for first-class)
 6 months, \$17.50 (add \$7.50 for first-class)

Name _____
 Address _____
 City _____ State _____ Zip _____
 M/C/Visa # _____ Exp. Date _____

7/93

*First-class mailings are mailed in a plain, sealed envelope.

There is a woeful paucity of GOOD articles on handicapping in the current crop of Racing Periodicals. The old American Turf Digest went out of business; for a while American Turf Monthly floundered with sub-par material from mediocre writers. In its early stages RACING ACTION seemed to be filling the void with material from the likes of SAL SINATRA, DAVE LITFIN and NICK WILLETT. But of late they offer us nothing but the stunted offerings of KELSO STURGEON. Kelso can be applauded on the one hand for his highly controversial articles, but a steady diet of even such a tasty morsel as Sturgeon eggs (Caviar) is way too salty for one seeking a balanced diet. (R.A. just went out of business.)

NOW comes the re-vitalized AMERICAN TURF MONTHLY. I subscribed to this periodical for many years, cutting my handicapping teeth on back issues with articles by RAY TAULBOT, Pat Cabell and others writing on PACE. Then ATM apparently fell on hard times: its articles lost their substance and any semblance of originality. Just as suddenly as it went to pot it became, rather recently, REVITALIZED! A new editor, Ian Blair, plus Dana Bomze, who appears on the masthead as Dana Lynn, have given new life and contemporary vitality to this pioneering magazine.

True, they still have a lot of co-op ads that indiscriminately tout the bad along with the good. But these ads are the \$ lifeline of the mag unless more, many more, of us decide to subscribe. I have renewed MY subscription and heartily recommend that YOU consider subscribing, too. At EXPO '93, JOE TAKACH rounded up SIX prominent contemporary handicapping authors including himself, Dick Mitchell and three others to pen two articles a year for ATM. Even without US the magazine's new format features a bevy of truly worthwhile articles filled with viable handicapping information. It is important for us to know EVERYTHING that is being written about our chosen field. NOT necessarily to utilize it all in our own endeavors - just to keep INFORMED about current thought.

I'm delighted to see that the first and foremost journal dedicated to promulgating such information has returned to the high standards it held when its content so inspired me. Perhaps now you will join ME in subscribing. Here is how and how much. Try at least six months.

THE NEW AMERICAN TURF MONTHLY

Las Vegas Teaching Member Vic Palermo joined Jim and LeKoi Bradshaw and myself during this period. Vic was analyzing his Thoromation and Stop Action Screens with his usual thoroughness. To enlist him in my test I suggested that he relax and just wager a house quinnella on Entropy's three LOW SORT horses. This bet costs a total of three units (\$6.00 if you count a unit as \$2.00). He did so and his results, from his personal method of contender and pace line selection were, to his expressed delight, almost identical to mine.

I do NOT claim to having wagered on Entropy's best three blindly. I put no less than six horses through Thoromation. My initial input sometimes equalled seven or eight different horses and often several pace lines for each (nothing irritates me more than reading authors who say that this Methodology requires that we look at only a SINGLE line for each horse). In my final analysis I scratch all but the four top horses. Invariably these are the one's similarly ranked in Entropy. I then make my final decision from this mix.

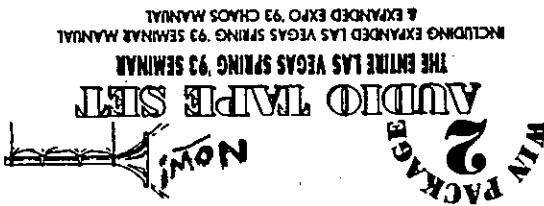
To qualify contenders initially I used the Daily Racing Form Speed Ratings plus variant (up to 24) at similar distances and adjusted by track when there are shippers. I always use a + or a (-) line(s) and I pay no attention to beaten lengths if a horse qualifies. Pace Line? If I'm in doubt about which to use I run about three of the last four at a similar distance and surface through the computer. When TWO lines paint a similar picture and the third disagrees, I pick one from the majority cluster.

I do not try to PROJECT the pace of Today's race. I just identify horses that need to lead and go wire to wire to win. I go with the program's E.S.P. and leave the visual E.S.P. to Brohammer, the Match Up to Bradshaw and those (if there are any) with similar skills.

My Match Up is what I see on the Entropy and Thoromation Screens. I use the Tandem Concept and I utilize the Reverse Projector in altering the fractions and beaten lengths when routers go into sprints. When a sprinter goes into a route I use the multiplier but I also look at it (them) vs. the BEST routers. If the sprinter(s) can withstand the 2 adjust in our advanced programs, I'll consider it. In short, I just follow the prescription I've offered in manuals and in the Follow Up for over a decade.

Nobody knows better than I that I am NOT a great handicapper. Like an athlete with lesser physical skills, I compensated by using what I have to a maximum. The TWO things I have going the MOST for me are (1) Complete Ego acceptance of the fact that I am NOT a great handicapper by conventional standards, and (2) complete reliance on the effectiveness of my Methodology Tools.

When I hear a client complain that he/she is not doing as well as we prescribed, I cannot help but note their personal Ego involvement. This is fine for those whose ability matches their ego. For most it's disaster. It is amazing that the majority of clients do SO WELL in the beginning because they follow procedures exactly as outlined. Then their EGO's take over and they begin making up their own procedures. The tip-off phrase is – "Oh, I don't use that anymore".



INCLUDES EXPANDED LAS VEGAS SPRING '93 SEMINAR MANUAL & EXPANDED EXPO '93 CHAOS MANUAL ALSO AVAILABLE WILL BE THE BEGINNERS SESSION VIDEO!

BE A PART OF THE DISCUSSION WITH
 DOC SARTIN
 WILSON JOHNS
 JIM THE FAT BRADSHAW
 TOM ROYHALL
 JIM THE FAT BRADSHAW
 GLEN CONNOR
 BRUCE JOHNSON
 AND OTHER TEACHING MEMBERS

LEARN FROM THE EXPERTS...
 FACE THE AND COMPLETE SECTION
 WHILE ANALYZING & DISCUSS TO THE SARTIN METHOD
 RECORD TITLES
 INFORMATION & INFORMATION
 BRUCE JOHNSON - DECEPTION
 AND OTHER TEACHING MEMBERS

THE SIX MOST IMPORTANT SYMPOSIUMS FROM THE LAS VEGAS SPRING '93 SEMINAR



Crossword puzzle grid with the following words filled in:

- Across:
 - 1: M U T U E L
 - 4: B A N K R O L L
 - 5: S A R T I N
 - 6: H O R S E S
 - 7: S A R T I N
 - 8: B A N K R O L L
 - 9: S A R T I N
 - 10: S A R T I N
 - 11: S A R T I N
 - 12: S A R T I N
 - 13: S A R T I N
 - 14: S A R T I N
 - 15: S A R T I N
 - 16: S A R T I N
 - 17: S A R T I N
 - 18: S A R T I N
 - 19: S A R T I N
 - 20: S A R T I N
 - 21: S A R T I N
 - 22: S A R T I N
 - 23: S A R T I N
 - 24: S A R T I N
 - 25: S A R T I N
 - 26: S A R T I N
 - 27: S A R T I N
 - 28: S A R T I N
 - 29: S A R T I N
 - 30: S A R T I N
 - 31: S A R T I N
 - 32: S A R T I N
 - 33: S A R T I N
 - 34: S A R T I N
 - 35: S A R T I N
 - 36: S A R T I N
 - 37: S A R T I N
 - 38: S A R T I N
 - 39: S A R T I N
 - 40: S A R T I N
 - 41: S A R T I N
 - 42: S A R T I N
 - 43: S A R T I N
 - 44: S A R T I N
 - 45: S A R T I N
 - 46: S A R T I N
 - 47: S A R T I N
 - 48: S A R T I N
 - 49: S A R T I N
 - 50: S A R T I N
 - 51: S A R T I N
 - 52: S A R T I N
 - 53: S A R T I N
 - 54: S A R T I N
 - 55: S A R T I N
 - 56: S A R T I N
 - 57: S A R T I N
 - 58: S A R T I N
 - 59: S A R T I N
 - 60: S A R T I N
 - 61: S A R T I N
 - 62: S A R T I N
 - 63: S A R T I N
 - 64: S A R T I N
 - 65: S A R T I N
 - 66: S A R T I N
 - 67: S A R T I N
 - 68: S A R T I N
 - 69: S A R T I N
 - 70: S A R T I N
 - 71: S A R T I N
 - 72: S A R T I N
 - 73: S A R T I N
 - 74: S A R T I N
 - 75: S A R T I N
 - 76: S A R T I N
 - 77: S A R T I N
 - 78: S A R T I N
 - 79: S A R T I N
 - 80: S A R T I N
 - 81: S A R T I N
 - 82: S A R T I N
 - 83: S A R T I N
 - 84: S A R T I N
 - 85: S A R T I N
 - 86: S A R T I N
 - 87: S A R T I N
 - 88: S A R T I N
 - 89: S A R T I N
 - 90: S A R T I N
 - 91: S A R T I N
 - 92: S A R T I N
 - 93: S A R T I N
 - 94: S A R T I N
 - 95: S A R T I N
 - 96: S A R T I N
 - 97: S A R T I N
 - 98: S A R T I N
 - 99: S A R T I N
 - 100: S A R T I N
- Down:
 - 2: M U T U E L
 - 3: B A N K R O L L
 - 4: S A R T I N
 - 5: H O R S E S
 - 6: S A R T I N
 - 7: S A R T I N
 - 8: S A R T I N
 - 9: S A R T I N
 - 10: S A R T I N
 - 11: S A R T I N
 - 12: S A R T I N
 - 13: S A R T I N
 - 14: S A R T I N
 - 15: S A R T I N
 - 16: S A R T I N
 - 17: S A R T I N
 - 18: S A R T I N
 - 19: S A R T I N
 - 20: S A R T I N
 - 21: S A R T I N
 - 22: S A R T I N
 - 23: S A R T I N
 - 24: S A R T I N
 - 25: S A R T I N
 - 26: S A R T I N
 - 27: S A R T I N
 - 28: S A R T I N
 - 29: S A R T I N
 - 30: S A R T I N
 - 31: S A R T I N
 - 32: S A R T I N
 - 33: S A R T I N
 - 34: S A R T I N
 - 35: S A R T I N
 - 36: S A R T I N
 - 37: S A R T I N
 - 38: S A R T I N
 - 39: S A R T I N
 - 40: S A R T I N
 - 41: S A R T I N
 - 42: S A R T I N
 - 43: S A R T I N
 - 44: S A R T I N
 - 45: S A R T I N
 - 46: S A R T I N
 - 47: S A R T I N
 - 48: S A R T I N
 - 49: S A R T I N
 - 50: S A R T I N
 - 51: S A R T I N
 - 52: S A R T I N
 - 53: S A R T I N
 - 54: S A R T I N
 - 55: S A R T I N
 - 56: S A R T I N
 - 57: S A R T I N
 - 58: S A R T I N
 - 59: S A R T I N
 - 60: S A R T I N
 - 61: S A R T I N
 - 62: S A R T I N
 - 63: S A R T I N
 - 64: S A R T I N
 - 65: S A R T I N
 - 66: S A R T I N
 - 67: S A R T I N
 - 68: S A R T I N
 - 69: S A R T I N
 - 70: S A R T I N
 - 71: S A R T I N
 - 72: S A R T I N
 - 73: S A R T I N
 - 74: S A R T I N
 - 75: S A R T I N
 - 76: S A R T I N
 - 77: S A R T I N
 - 78: S A R T I N
 - 79: S A R T I N
 - 80: S A R T I N
 - 81: S A R T I N
 - 82: S A R T I N
 - 83: S A R T I N
 - 84: S A R T I N
 - 85: S A R T I N
 - 86: S A R T I N
 - 87: S A R T I N
 - 88: S A R T I N
 - 89: S A R T I N
 - 90: S A R T I N
 - 91: S A R T I N
 - 92: S A R T I N
 - 93: S A R T I N
 - 94: S A R T I N
 - 95: S A R T I N
 - 96: S A R T I N
 - 97: S A R T I N
 - 98: S A R T I N
 - 99: S A R T I N
 - 100: S A R T I N

Crossword Puzzle Answer.

