



**Number: 4**

## **SYNERGISM!**

### **TABLE OF CONTENTS**

Note From the Publisher .....	1
Letters to the Editor .....	3
SYNERGISM! .....	5
Synergism Test Report - Elton Smith .....	9
Las Vegas Seminar Invitation .....	10
Myth Meets Reality - Dick Mitchell .....	12
Q and A with the Doc .....	17
The Beginners Column .....	21
The Psychology of Winning .....	28
The New Tandem Procedure .....	35
Huey Mahl .....	37
Finding Logical Longshots - Barry Burkan .....	40
Picking Contenders with Energy - Dick Hazen .....	49
Harness Handicapping .....	57
Analysis of a Problem Race .....	64

The Follow Up is published six (6) times a year by PIRCO Inc. in conjunction with the Inland Empire Institute. Subscription price is \$66.00 per year. If you have any problem with your subscription, or have a change of address, please contact our editorial office, address below. All material in this publication is for informational purposes only.

Copyright 1987 PIRCO Inc.

All rights reserved. No part of this work may be reproduced or transmitted in any form or by any means, electronic or mechanical, including photocopying and recording, or by any information storage or retrieval system, except as may be expressly permitted by the 1976 Copyright Act or in writing from the publisher. Please.

Past Performance and Results charts  
copyrighted by Daily Racing Form, Inc.



O. HENRY HOUSE WEST  
BANNING, CALIFORNIA



INLAND EMPIRE INSTITUTE

The Follow Up editorial offices are  
located at:

6629 Rubio Ave.  
Van Nuys, CA 91406  
(818) 785-2280  
10 AM - 9 PM Pacific Time ONLY!

Please address all correspondence in response to any article or to express any opinions to this address. If you wish to submit material for consideration or wish a reply, please include a self-addressed, stamped envelope.

Richard Schmidt  
Editor

The Inland Empire Institute is  
located at:

1390 E. 6th St. #6  
Beaumont, CA 92223  
(714) 845-5907

Please address any questions or comments you wish to make directly to Dr. Sartin to this address. Please include a self-addressed, stamped envelope if you wish a personal reply. Any books, manuals or computer programs should be ordered directly from the Institute.

Howard G. Sartin, PhD  
Founder and Chairman of the Board



**BOSS**

# A NOTE FROM THE PUBLISHER.

This month's Follow Up is quite properly designated as the SYNERGISM issue. Within the next few months, I can predict quite safely that Synergism will change for the better, the handicapping lives of virtually everyone using it. It is almost frighteningly powerful.

It does require a better understanding of pace line selection, Energy evaluation (Early/Late) and the Match-Up. Yet, even with all its power, we feel certain that someone will be able to foul it up. To that end, we're offering \$100 to the first person who submits a 20 race LOSING cycle. We'll need to see the actual races from the Form, with pace lines underlined, and the Synergism readouts. Unless the user has made critical errors in pace line selection, tried to put 9 horses in for every race or has the readouts upside down, the \$100 will be sent without question. All the above should be sent directly to: Bob Purdy, 9744 El Portal Circle, Fountain Valley, CA 92708.

A lot of you have shown concern over the possibility that we will fall victim to the lure of commerce and allow more than one thousand clients using the Methodology. Our May Racing Form ads seemed to be the biggest source for this concern.

Rest easy. We have no intention of expanding beyond 1,000. The ads were designed to promote the

work of James Quinn, a colleague who is most deserving of support, as well as hasten our goal of 1,000 successful users. To date, according to our new computer, we have 670 clients who possibly qualify and 600 who definitely qualify. Even reaching our goal of 1,000 may be impossible, since most of those reading our ads are turned off by this phrase:

"This is not a solicitation but an advisory. Not a quick fix - not a system. The cost for the method is low. The cost in your effort is high. Successful handicapping is not 'Easy'."

Even when respondents ask for our information packet, they usually don't follow through because we make no bones about telling them the truth: successful handicapping is NOT easy and demands dedication and diligence on the part of the user.

So you are a member of the ELITE. The good news is that with so many racing fans looking for a magic formula, a "something for nothing" procedure, the average mutuels will continue high enough for each of us to make a good livelihood. Granted, we would like to reach 1,000. But after that, we're definitely CLOSED!

\* \* \* \* \*

What's in a name? There is a prolific system seller operating out

of Elk Cove, Nevada who is offering something called MARK CRAMER'S PRIVATE METHOD, guaranteeing the user \$500 a day profits. I do not presume to read into the mind of the outfit making the pitch, but I gather that they would not be displeased if the people reading their advertising assumed they were talking about THE Mark Cramer, Turf Editor of Gambling Times. It is a conclusion that the unsuspecting public could easily leap to.

Responsible sources, upon whom the public depends for guidance, however, are not supposed to respond like an uncritical reader. We did not. We made a copy of the ad and sent it to the real Mark Cramer for clarification. We were assured that he knew nothing about it. He was, in fact, shocked and angry. Unfortunately Phillips Racing Newsletter did not follow this basic procedure of responsible journalism, even though Mark's phone number is listed and his Gambling Times address is public record. To quote Phillips:

"Cramer is a fairly (sic) well respected turf writer for Gambling Times and we wonder why he would be connected with a system mill that cranks out poor quality methods with lots of hype."

The answer is quite simply that the real Mark Cramer is IN NO WAY CONNECTED. Further, he is not just "fairly" well respected, he is EMINENTLY respected both for his handicapping skills and his passionate honesty. Cramer is a man who had a telephone handicapping service and virtually wept whenever he went so much as a single day without showing his clients a substantial profit.

The moving pen having writ... et al, the stigma of this false assertion in the industry's only

"consumer protection" newsletter will never be erased. I know. A few years ago, I got compared (in a letter to Phillips) with Mike Warren, because someone in Maryland allegedly won only 36% using my Apple Computer program. In truth, we had NO programs for the Apple until eleven months AFTER that spicy item appeared!!! To this day, we have a dearth of Maryland clients because people in that state are convinced that the Method is ineffective in Maryland. Actually, we are as proficient there as anywhere else in the country.

The real Mark Cramer has an editorial voice he can use to counteract the stigma placed on his good name. He's such a nice guy, he probably won't use it, but we felt that someone had to speak out.

\* \* \* \* \*

Jay Bridges, a client from Southern Californians and author of the Bridges Report, has graciously been giving of his time, his home and his coffee and refreshments to other clients in the area. He goes over races with them on the next day's card and has been raising a lot of win percentages. He's NOT EVEN a PIRCO Charter Member, and yet he's been doing this for free. Unfortunately, it's gotten out of hand. It's OK for us Charter Members, that's our pledge to you, but this isn't fair. I've authorized a \$15 per session fee for Jay. So you folks who want someone to catch your fish for you, as opposed to teaching you HOW to fish, PAY UP.

Speaking of the Bridges Report, an expanded version of this inspirational and informative work will be released sometime later this year. And yes, Jay will get royalties.

# LETTERS TO THE EDITOR

DICK SCHMIDT

## "FIRST CLASS" OFFER!

Before we get to the letters, I'd like to make a few comments. First off, for all you impatient types who just can't seem to wait for each issue of The Follow Up to be delivered, starting with the next issue, I'm going to offer you the option of receiving your copy by First Class mail. The cost will be \$12 a year (6 issues. \$4 for the remaining two issues this year). I don't see what the big deal is; you get the magazine every 2 months just as promised, but if you want it right NOW, you got it.

While you're at it, you might want to send in your subscription for next year. If the current level of interest is maintained, we are definately GO for another year. Since this is such a new publication, all the subscriptions expire at the same time. I'm not looking forward to that. The price will be the same.

The results of our informal reader survey are in, and surprisingly clear cut. No one wanted us to stop producing new books and tapes. The general consensus was that you were all adults and were under no pressure to buy anything. Though a few people liked the 6 times a year format for The Follow Up because it gave them time to study each issue, most wanted more. However, a brief survey of the editorial staff was also conducted and he said "no way," not this year. So we'll remain at 6 issues a year through 1988. Maybe after we get all the other manuals under control. Several of you worried about my being overworked (a concern not shared by Dr. Sartin!). Not to worry, my working too hard is not something anyone who knows me worries about. My wife in particular thought it hysterical. I do thank you for your concern, however.

This is an oversized issue because we wanted to go all out to introduce Synergism and I wanted to get in all the articles we had promised for this issue. We had to leave out Tom Brohamer, an article by "The Hat" and almost half a page of my witticisms (alas!) just to get all this stuff all crammed in. Several readers have been kind enough to submit articles. Please don't think they have been forgotten. As soon as space permits, they will all be used. In the mean time, thank you very much for taking the trouble.

\* \* \* \* \*

Dear Dr. Sartin:

I'm so glad that we finally had the opportunity to meet. I thought the seminar in Omaha was excellent. I'm very glad I attended as this has opened my eyes to what the Sartin Methodology is all about. I have never been so inspired as I was by all the speakers and their knowledge. It would be unfair to single out one particular person who made Phase III more clear to me. Your Seminar was like making a big hit at the race track. Like the day we all spent at Ak-Sar-Ben, and I hit a \$196 exacta and a few other races that paid for my trip and them some.

Since we attended the seminar we have been hitting 75% with an average mutual of \$10.60. I would like to thank you, Dick Schmidt, Bob Purdy, Jim "The Hat" Bradshaw and Robert Cochran for this seminar and a special thanks to Elton Smith who put this seminar together so that everyone who attended was treated first class all the way.

- Judy Coleman

\* \* \* \* \*

Dear Dick:

Let me say that I think The Follow Up is great. You must be expending a lot of your Total Energy, Early and Late, with this publication. And I for one am in favor of your letting us know of any material that is available for us. The prices are always a bargain and I have never felt I had to buy anything. On the contrary, I've always appreciated the fact that the more knowledgeable people were so willing to share their expertise with the group. Many thanks.

- Norman Sauve°

\* \* \* \* \*

Dear Dr. Sartin:

Follow Up received an hour ago. I read your articles first, then Huey's, then the others. My preference.

I'm the "Harold F." of Bert Norman's "Winners Club." Did you read my thoughts on Kelly Criterion in last two issues? I used 60% winners at even money as MY example, so did Huey Mahl in this months Follow Up. Psychic osmosis? Probably. I'm into Transcendental Meditation. Also, about 15 years ago I bought a sensory device to measure brainwaves - I still use it, but now I KNOW when I'm in Alpha. (Most of the time, after years of effort.)

I can't agree with you - to purchase only those things I "need." When I first purchased your manual 4+ years ago, I did not NEED it. I've been a winner for several decades. In a sense I do need - because I have a strong desire to broaden my knowledge in many vocations and/or avocations. Your (+ PIRCO's) material is the best I've read in 56+ years of intense racing interests. Whether I needed it or not, IT HAS HELPED ME TO UNDERSTAND THE WHY OF WINNERS AND LOSERS. That is a Satisfaction not to be underestimated. Ultra Scan has improved my profits-per-dollar wagered, and my understanding.

Howard, you are too modest. You stand head and shoulders over your racing peers. Most respectfully,


- Harold F. Byrd

\* \* \* \* \*

Dear Dr. Sartin,

Who says there's no pot of gold at the end of a rainbow? I think I've found it!

Cont. on Pg. 20



# SYNERGISM

## WORTH THE WAIT !

PROGRAM REVIEW BY DICK SCHMIDT

At long last, Synergism is ready. After three years of work, Bob Purdy and Dr. Sartin have finished what I think will prove to be the ultimate Phase III implementation. For those of you outside Southern California who have not seen a demonstration of Synergism, let me tell you a bit about it's history and how it works.

Bob Purdy started working three years ago to develop a Phase III program that could be used at unfamiliar tracks and in Las Vegas. Dr. Sartin had already developed a program that for the most part achieved this goal, Ultra Scan. However, Bob and many others of us preferred to use Phase III in our everyday play and did not like to change when visiting out of town. Given our style of play, we preferred Phase III to Ultra Scan. The rub is that to use Phase III at the highest level takes a tremendous amount of work. I used to spend hours making variants for every race. Without my variants, records, models and local knowledge, I was lost. I tried Ultra Scan, but I find that pattern recognition skills are such an important part of handicapping that flip-flopping back and forth between programs is a good way to go nuts. And broke.

When playing on our home tracks, we were used to either using Tom Brohamer's brilliant projected variants that Tom does for our tracks in California or doing our own. Tom's variants are so accurate that we got used to having our readouts reflect reality with extreme accuracy. The problem was that when we tried to play in Las Vegas, we expected to perform as well and simply couldn't. The races just wouldn't unfold as we predicted, a strong feature of Phase III handicapping. Even when we won, it felt like guessing.

Bob and Jim Bradshaw got together and wrote a Phase III program that created an automatic meridian variant. Eventually, Jim turned this into Contender Scan. Bob wrote a similar Phase III program that used the meridian variant, but had a provision for using our own variants. Both were good, but neither could come close to the results we obtained with accurate variants. We kept fooling with this program, but never got it to the point where it was good enough to release to the public.

After our trip back to Saratoga in 1986, we were frustrated by the problems we had encountered by depending on the meridian variant. Without local knowledge and a deep understanding of local track bias and class ladders, we had the kinds of troubles you would expect as a

handicapper at an unfamiliar race track. On the flight back, Bob and I were talking about our troubles and he determined to write a program that would solve this dilemma. He set himself a goal of writing a program that could approach the performance of Phase III using accurate projected variants. At the time, I was very involved in keeping my own variants and must admit that I thought it couldn't be done. Today, a year later, I'll cheerfully admit I was wrong. After a thousand hours of programing, countless calls and trips to Beaumont to work with Doc and about 50 versions of the program, Bob has succeeded.

First, let's talk about what Synergism can do, then we'll look at what it won't do. Essentially, it uses a whole new approach to adjustments that combines Energy adjustments, a par variant and a final time variant based on absolute speed records. Those of you who are used to seeing Phase III or Contender Scan readouts will have no trouble analyzing Synergism readouts. You'll see Factor W, Early Pace, Sustained Pace and Percent Early on each contender.

There is a fourth readout, which almost by accident is called Turn Time, labeled "T" on the readout. This is not the simple Turn Time of Phase III; the second, "hidden" fraction. We are introducing an entirely new concept. The name stuck, but the number is light years more advanced. With this new figure, PIRCO for the first time anywhere is introducing a handicapping method that takes into account deceleration. True, it is a simple, first step, but when used correctly, it can be the most predictive readout we have ever had.

You'll also be given the Match-Up "dream race" comparison that was developed for Contender Scan. A new feature is Beaten Lengths at the second call, an estimation of how far back each horse should be at the vital second call. To see a Synergism readout, take a look at the Problem Race at the back of this issue. (After you work it!)

Besides producing outstanding results, Synergism is a well written program. Unlike most of our computer programs, which are functional at best, this program is well thought out and is a joy to use. It allows you to enter all the contenders without waiting for the computer between horses. You can scratch (except in the 1261-62 version) a horse you've already put in, so you can go back and change a line on one horse without redoing the entire race. The program stores the last race entered. Even after printing out the sort, you can still go back and change one or more pace lines or look at another contender.

This takes much of the sting out of re-working races. When I think of all the hours I've spent re-entering the same pace lines over and over, this feature alone is enough to make me want the program. Even if you make your own variants, Synergism is a superior program in that it functions better. Of course, the program allows you to use your own numbers (or Tom Brohamer's variants) easily. The program also computes A.P.V. and the new Phase III Class Rating and has a Phase III Variant program. All in all, a beautifully functioning program.



Now let's take a look at what it won't do. It won't keep records for you. You must still keep a Brohamer Model and Track Profile. Synergism doesn't tell you which readout is most predictive at any given track and time. Even more important, you need to know what is winning, because Synergism's new readout, Turn Time, is weighted by whatever bias is currently prevailing at your track. When you get this one dialed in, the results are nothing short of spectacular.

Of course, you'll still need to select contenders and pace lines. Like all our other programs, you need to be able to identify the true contenders. Synergism WILL NOT win if you try to put in all the horses in a race.

In the end of the Synergism manual, I noted that to speed events along, Bob, Dr. Sartin and I each wrote our sections of the manual independently. They all came together in a rush, and I have only now been able to review the entire work. What I want to comment on was the similar tone that each of the three of us adopted, sight unseen from the others. Each chose to emphasize that the program wasn't a miracle worker, and that hard work would be needed on the user's part for it to succeed.

You may think that we are each just parroting the "party line," setting up an excuse in case you encounter problems. Not so. Each of us independently reached the decision that this was the most important aspect of the program to emphasize. (When was the last time you saw a "system seller" tell you his program was hard to use and that it took a lot of work?)

What makes it even stranger is that the three of us have such different approaches to both handicapping and life. Bob approaches handicapping as a science, (or a battle) and places absolute faith in his numbers and ability. For him, the numbers tell all and the computer is king. He spent years writing this program and if you think he isn't proud of it, try criticizing it in front of him. Yet for all his pride, he chose to warn users of the dangers of relying too heavily on the program. If anyone were to rely on a program, you would think that its author would be the one.

Howard is almost an exact opposite. He looks on handicapping as an art, not a science, and believes that the numbers are secondary to approaching the process in the right frame of mind. He feels that picking horses is easy; what is difficult is making decisions and fighting the programming of society. The first time he used Synergism, he answered NO to the "Adjust the Race?" question, yet put in no adjustments of his own. Using completely raw, unadjusted Phase III numbers, he out-performed Bob, Jim Bradshaw and myself, each using our favorite programs. When pace lines LOOOM up at you and the Racing Form seems to speak to you, handicapping must indeed seem easy. If only it would speak to me.

I'm somewhere in the middle of these two extremes. Like most beginners, I started with a fixation on the numbers and "correct" procedures. Nothing would do but that I had to have the most


"advanced" version of the most "advanced" program. I pestered the PIRCO Charter members I met with demands to know which program was best, because nothing but the best was good enough. Of course, where there were two or more alternatives, I was sure that one of them had to be "best."

I put absolute faith in the numbers and little in myself. I won, but not enough to make a difference. Slowly, I have evolved in the direction of Dr. Sartin. Pace lines don't loom for me very often, but they are getting easier to pick. Somehow, contenders are just sitting there, waiting for me to circle their names, rather than hiding.

I am starting to see that even though I have been a winner from the first day I went to the track, conquering the races isn't enough. You must conquer yourself. Before, as I said, I won, but not enough to make a difference. A difference in me and the way I live my life. Now, I have evolved far enough to make my living at the race track; to face the uncertainty of each racing card with confidence, to bet boldly where others fear to wager. To have fun at the races, and let my new consciousness guide me.

For me, Synergism came at a critical moment in my development as a handicapper. After two years of development and research, Bob asked me to start testing the first version of Synergism as we now know it soon after I decided I didn't want to work for an insurance company anymore. As the program developed, I began to have more and more confidence in it, to the point that today I'm willing to blow into a strange track and start betting real money on its readouts, something I could never bring myself to do before.

Synergism to me represents the freedom to concentrate on the emotional and subconscious aspects of handicapping where I'm weak, and let the computer take care of the numbers. I feel I can rely on Synergism. The program is good enough that I am better off learning to listen to the Racing Form rather than trying to make the perfect variant.



Synergism, the ultimate Phase III program is now ready. This program automatically handles all distance, surface and track to track adjustments and provides you with the standard Phase III readouts, together with our new deceleration rating. It has provisions for using your own variants when possible and allows for class adjustments. An 80 page manual comes with the program. .... \$149.00

For a list of computers and a special offer on a workshop or audio tapes, see the inside back cover.

# SYNERGISM TEST REPORT

FROM ELTON SMITH

The three chief reasons for PIRCO's Elton Smith's success as a handicapper are: 1) he doesn't need the money. 2) he does it for fun and relaxation. 3) his superior INTERPRETIVE SKILLS.

So, it became a sheer labor of devotion to the cause of research for him when he was asked to test Synergism without interpretive involvement. In other words, he just used the numbers themselves in the most automatic way he was capable of. He weighted all the races on Factor W, pretending no knowledge of Early/Sustained bias. In so doing, he reduced his handicapping skills to the level of the least sophisticated of our clients in order for this test to reflect the norm, or below. Further, we had him put in 6 horses in every race.

The tracks he played for this test were Ak-Sar-Ben in Omaha and The Fairgrounds in New Orleans. These are considered by the so-called handicapping experts as two of the most difficult tracks in North America.

In a test of 100 consecutive races at each track, using Synergism's automatic adjustment and NO class adjustments, here are his results:

## WINNERS

Top 2	.....	64%
Top 3	.....	82%

## PLACE

Top 2	.....	48%
Top 3	.....	64%

As you can see, in the Place category we counted only those horses who actually ran second, NOT winners, who of course also placed. Thus we see that with NO user skills involved (other than Elton's skill with contenders and pace lines, which are considerable), Synergism is one percent better than our minimum goal when betting two horses to win and is within 7% of the goal in exotics.

It is interesting to note that boxing the top two horses and putting both on top of the third would have won over 60% of exacta bets. Betting \$2.00 exactas, this would cost \$8 a race.

Elton Smith is one of the few people I know who is capable of making this kind of test, where it is necessary to sublimate all facilities of judgement to the task at hand. After recording the results, he took himself out of "automatic pilot" and using all his skills, won 76% of the test races. Remember, the test was 100 consecutive races; no "cherry picking" allowed.

The point of all this is that even the most inept and lazy of us can now expect at least 64% winners merely by using the Factor W and Turn Time readouts in Synergism. I sincerely hope that YOU will opt for the 70% + proficiency achieved by Elton by practicing your interpretive skills. A little work keeping a Track Profile and some study of our new Pace Line manual should boost everyone into the winners column.

# LAS VEGAS

## OCTOBER 23 - 24 - 25 !

Sometime in the next few weeks, you'll be getting a mailing on our final activity of the year, our Las Vegas Seminar. Because we consider Follow Up readers to be our most loyal clients, we want you to have first notice.

Our last seminar in Vegas was a complete success. In fact, it was too successful, at least for the Palace Station race book. Even though we paid all our bills and were quite polite, we were told that they couldn't have us back. Suddenly they didn't have enough room. Our spys tell us that we blew our cover on the Santa Anita Derby, just before the banquet on Sunday. A \$24,000 minus pool on one race is enough to attract attention.

So, this time we are staying on the Strip at the Marina Hotel. The Marina was just remodeled and they opened a new race book last month. They've given us a good deal, so this time, let's take it easy on our hosts and spread our action around a bit. At this rate, we'll run out of hotels in a few years.

For those who were at our last Las Vegas seminar in March, you'll remember that we addressed the "big picture;" becoming a WINNER. We plan to take up where we left off, but this time we want to cover some of the technical aspects of the Methodology as well. We'll be having small workshops led by PIRCO Charter members where you'll be able to get individual attention on

a variety of subjects. Of course, those subjects of universal interest will be covered in full session.

The cost of the seminar will be the same as always, \$225. You're responsible for your own room and meals. If you want to register before you get our flyer, send your check, made out to PIRCO, to Dick Schmidt. Last March, we had to turn away over 20 people who wanted to come, and we're limiting the number this time too. Dr. Sartin has too much integrity to allow more to attend than he and his staff can serve.

If you want to stay at the Marina with us, we have arranged for a special rate of \$50.00 per room, single or double. If you want to get there early, or stay over a couple of days, the rate during the week will be \$40.00. They will hold rooms until Sept. 23 for us, so get cracking if you want to get the PIRCO rate. Be sure to tell them you're with PIRCO. That's the only name they know us by. I'm certain that you'll find numerous Charter members and clients hanging around both before and after the seminar.

Their number is  
1-(800) 634-6169.

Again, this time we'll be having an informal banquet on Sunday evening, everyone invited. The hotel charges \$20 per person. This is an informal evening of fun, and we hope you'll be able to

attend. Spouses are quite welcome, as we talk about more than horses. In the past, this has been the perfect end to a perfect weekend.

In getting this edition of The Follow Up ready to go to press, Dr. Sartin and I discussed the impact of Seminars in general and the last Omaha seminar in particular. We have both received several letters telling us how the seminar completely turned people around, making winners out of people who were struggling before.

I was expressing some surprise, because for the most part in our seminars, we don't introduce enough new material to make that great a change in anyone's handicapping. As always, Dr. Sartin had an answer, based on his deep insight and years of experience. He pointed out that it wasn't the information that was so important, it was the experience of being with a group of winners.

For many people, this is the first time they have ever met a group of people who were winning at the race track and willing to share their knowledge and attitudes. All too often, knowledge is hoarded like treasure, for fear of "hurting the mutuels." We have found that by sharing, we all grow. The Sartin Seminar experience is such a dynamic, exciting, intense weekend that it does turn many people around.

Occasionally, some of the PIRCO members, (and when they think we can't hear, Dr. Sartin himself, perhaps most of all) are criticized for emphasizing the "spiritual" or "mystical" aspects of handicapping at the expense of making and analyzing the perfect number or picking the perfect pace line. A running joke in PIRCO is to urge Doc to forget that "psychology

crap" and tell us how to figure the winners. I was certainly like that during my first seminar. "Yeah, yeah Doc. My mother hates me. Now, which line would you use on this horse?"

It takes some people longer to learn than others. Some will never learn. But what Dr. Sartin is teaching is not how to win a horse race, but how to BE A WINNER. A winner in life, through the medium of pari-mutual investments. One by one, those clients who have criticized us in the past have come to us and told us that they were wrong. The mastery of self is more important than the mastery of numbers.

You can win with the "wrong" program in your computer. You can win with the "wrong" pace lines. You can win without the perfect adjustment. You can win. Why do more than half of Dr. Sartin's clients make a living at the races when other handicapping "gurus" have better written software, more exact numbers, more in depth knowledge and history on each horse, yet produce few winners? In fact, few of the others in the field can win themselves.

The reason we can win, and can teach you to win is that we emphasize the truly important aspects of handicapping. It is something that is best taught face to face. I wish it were otherwise. I get tired of airplanes and hotels. I'd like to believe that I could teach it in my writing, in this magazine, but I have come to know that I cannot. All I can do is urge you to come and share the experience and become a winner in all things.

## *Place and Show Bets: Lunacy?*

From Racing Action...

□ By Kelso E. Sturgeon, III

Noted handicapper Tom Ainslie called it the "lunacy of place and show betting." And lacking better words myself, I'll leave it at that.

Despite Mr. Ainslie's injunction and much negative real experience, there has recently been a spate of articles in gambling publications proposing place and show wagering as a productive method for making profitable wagers at the race track. Such a stance is absurdly ludicrous and anyone who has attempted to profit from place and show betting could tell you it is an extremely difficult proposition.

■ To profit on horses that pay \$2.20 the handicapper must cash 91 percent of his or her bets.

■ A handicapper must be right 83 percent of the time to profit on horses that pay \$2.40.

■ On horses that pay \$2.60, a handicapper must cash 77 percent of his wagers.

■ Even at the price of \$3.00, a handicapper must make the right play 66 percent of the time.

There are some difficult to understand theories circulating about various methods of place and show betting, and I have yet to see one that will produce profits. I'm not sure why we have seen all of these theories recently, but I think that they stem from the false perception that picking winners in horse races is easy.

So we see schemes that propose show parlays using two races every day. Pure odds on such a scheme would be, at best, 3-1 and at that price it would be tough to produce any sort of profit. Pure odds of 3-1 would produce two losers for every winner. A recent article claimed a two-out-of-three success rate was possible. I would propose that anyone who could produce results 100

percent better than the pure odds would be a multi-millionaire in a very short time.

It seems easy, at first glance, doesn't it? Anyone can identify a few good things on a racing card and bet them to show. That way all the sure thing has to do is finish in the top three. A top-notch handicapper like Andy Beyer or Tom Ainslie or any number of unknowns could pick about every race correctly and rake in huge profits. If it was that easy, how come Beyer claims to have never even made a show bet?

The truth is that place and show betting is probably the worst way to attempt to win bets at the race track. Place and show bets usually produce pretty low payoffs because the mutuel pools are divided, two ways for the place bets and three ways for show bets. Combine this with the sure thing theory — sure things are very seldomly high-odds propositions — and the mentality of place and show players that prevents them from taking chances on anything but low-odds propositions and we can quickly see that place and show bettors are hardly laughing all the way to the bank.

Some even bet on two different horses. They attempt to make a profit with the win bet and, in the event their horse finishes second or third, to break even with the place or show bet. This is certainly more productive than plain show or place betting.

A handicapper could be right far less times betting in this fashion than just betting to show or just to place and still produce greater profits. Another hedging scheme arises when a handicapper locates a race in which he likes two horses. He bets the high-odds horse to win and the low-odds to place and show in a proportion that the low-odds horse will produce either a small profit or enough to break even.

Reprinted Courtesy  
SPORTS EYE

# MYTH MEETS REALITY

BY DICK MITCHELL

What happens when incontrovertible scientific evidence meets with mythology at a racetrack? Mythology prevails.

The article "Place and Show Bets: Lunacy?" by Kelso E. Sturgeon that appeared in Racing Action is a good example of this principle. In it the author states "The truth is that place and show betting is probably the worst way to attempt to win bets at the racetrack."

If this is the truth we must then reject all the probability studies done by William Quirin, Burton Fabricand, Asch and Quandt, Ziemba and Hausch and many other intelligent researchers to accept the word of an author who can't think of a better word than "lunacy." This author would rather we blindly adhere to a Tom Ainslie injunction than study the spate of articles in gambling publications proposing that place and show betting can be a productive strategy.

Could it be that the reason for the spate of articles is because the idea of "market efficiency" has crept into the public's consciousness? It is a well known fact that the public's estimate of a horse's chances to win is "reasonably efficient." Horses going off at 2 to 1 win more often than horses going off at 3 to 1. The lower the odds the more likely a horse will win.

The very arguments that Mr. Sturgeon gives for demonstrating that place and show betting is a "an extremely difficult proposition" are the exact arguments one can use to demonstrate that place and show betting is a rational strategy. He reminds us that horses that pay \$2.20 must win at least 91% of the time for a handicapper to earn a profit. Did you know that horses going off at 4 to 5 or less show at least 91% of the time? Consider the 1977 Kentucky Derby - Seattle Slew was the 1 to 2 choice of the public. He won and paid \$3.00 \$2.80 \$2.80. His chances of showing were 95.9% before the race. This was a sensational overlay and a very intelligent bet. Consider your expectation on the show wager on Seattle Slew.

$$E(x) = .959 * $.80 - .041 * $2 = .685$$

This means that for every \$2 that you bet you can expect to earn a profit of 68.5 cents or a 34% return on investment.

Consider the following table. It's the approximate place and show probabilities of horses whose win odds are given. The source is Ziemba and Hausch, Betting At The Racetrack.

Quoted Odds	Place Probability	Show Probability
1-20	99.0	99.5
1-10	98.5	99.0
1-5	96.3	98.5
2-5	89.9	97.5
1-2	86.3	95.9
3-5	82.7	94.3
4-5	77.1	91.1
1-1	72.0	87.7
6-5	67.3	84.3
7-5	62.9	80.8
3-2	61.1	79.3
8-5	59.3	77.7
9-5	56.2	74.9
2-1	51.4	70.2
5-2	45.8	64.4

Mr. Sturgeon quotes the statistic that a handicapper must be right 83% of the time to profit on horses that pay \$2.40. Therefore, using the above table as a guideline, betting on horses going off at 1 to 2 or less to place and 6 to 5 or less to show that will pay \$2.40 or better are very good propositions. This happens every day.

Mr. Sturgeon goes further when he quotes the statistic that horses paying \$2.60 must win 77% of the time. Hence 4 to 5 horses to place and 8 to 5 horses to show that will pay \$2.60 are genuine bargains. Once again this happens every day.

Sturgeon adds the icing on the cake by stating the fact that a \$3.00 mutuel demands 66% accuracy. From our table we see that a 6 to 5 horse to place or a 2 to 1 horse to show that pays \$3.00 is a very nice opportunity.

With the aid of a pocket computer and the "worst case scenario" which assumes the horses with the most money come in with your place or show choice, you can earn very nice profits at the racetrack and never make a win bet. I know. I have done it.

The average player doesn't like the idea of low-risk, low-reward investments. The idea of wagering \$2 to get back \$2.80 isn't very exciting. Instead the average player prefers high-risk, high-reward situations. He would rather have the exhilarating feeling that a longshot gives, rather than the steady accumulation of profits that skillful investing brings. The average horseplayer doesn't consider his "edge." A 20% edge is a



20% edge regardless of the type wager. Ask any professional.

Let me give you another example. When Spectacular Bid won the Kentucky Derby, he paid as follows: \$3.20 \$3.00 \$2.80. Using the above guidelines, the show bet had a win probability of 94.3% hence should have yielded a 12 cents return for a two dollar bet. It, in fact, returned 80 cents. That's a dramatic overlay. It's nothing to sneeze at. If you wish to pass up these lovely profit opportunities, then subscribe to the never bet place or show idea.

Please notice that this table stops at 5 to 2. The reason is that most of the time you shouldn't bet to place or show on any horse whose win odds are greater than 5 to 2. There are exceptions, ask the Doc. Place and show betting should be restricted most often to low priced horses. The reasons are fully explained in my book, Myths That Destroy A Horseplayer's Bankroll.

How often does it happen that you handicap a race in which one of the contenders stands head and shoulders above the rest? You get to the track only to be disappointed by the fact that most of your fellow-citizens are of the same opinion regarding this standout contender. The odds offered are far less than you are comfortable with. What should you do? Most players either go ahead and make the wager anyway regardless of odds or pass the race. The astute player looks for a place or show overlay. We have all seen races where the favorite won and payoffs were \$4.00, \$3.20, \$3.00 or better yet where a 3 to 2 favorite came in second and paid \$3.80, \$3.40. These most probably were spectacular overlays.

Please take advantage of place and show betting. Familiarize yourself with how to detect place and show overlays and exploit them to your best advantage. Don't let these wonderful profit opportunities pass you by because of a silly, didactic and erroneous principle which states "bet to win only."

Let us pray that myth perpetuating articles such as Mr. Sturgeon's far outnumber the intelligent works by the likes of Barry Meadow, Bill Ziemba & Don Hausch, Asch and Quandt, James Quinn and other serious researchers whose methods are scientific and whose goals are truth. Let us also pray for the wisdom to tell the difference. See you at the win window even though I may only have a place or show ticket to cash.

Dick Mitchell, the author of the excellent Thoroughbred Racing as an Investment we reviewed last issue, is a good friend of mine who I was fortunate enough to meet very early in my handicapping career. Before I had been to the track enough to "learn" that Place and Show bets were for wimps or little old ladies and that real men bet to win, Dick introduced me to reality.

Dick's special field of expertise is the mathematics of investing. He doesn't just throw concepts like Kelly Criterion and Expectation around, he can actually do the math. It's amazing how many "experts" in this field quote (or mis-quote) each other and make no attempt to gain any real understanding of the underlying mathematical elegance of these concepts. The article by Kelso Sturgeon is a perfect example of this.

As I said, I met Dick very early in my career as a handicapper, and he sat me down and ran some computer simulations of place and show betting for me. It was an eyeopener to say the least. To this day, though most of my effort is on win and exacta betting, I never overlook the "back holes" and find at least one juicy overlay almost every time I go to the track.


As Dick suggests, I keep a separate place and show bankroll and over the years it has produced steady profits. Sure a double digit winner or big exacta has more glamor, more of what Dick calls "bragging rights," but the slow, steady return of place and show is not something I care to ignore. I described the process in detail in our manual The 55% Solution, Finding the Place Horse.

And least you think that place and show betting is strictly small time, I recently did a lot of work on the Class Factor that Dr. Sartin developed early in his career (it's in the Phase III manual, folks). I was futzing with the formula, working with Dr. Sartin to see if we could improve it. (We did. More on that in future issues) To keep myself interested, I started a Show pool and bet almost every race I saw during the Santa Anita meeting. I used a combination of the top Class factor together with good (top 3) pace figures to hit 82% of my show bets. My average mutuel was \$3.79. (I chose to ignore the odds and "bet 'em all." Dick tells you to stick to 5/2 and under, but with a Methodology as powerful as ours, we can get away with it.)


Those of you who can do the math (or have a copy of our Money Management program) check to see what kind of advantage I'm enjoying. Playing every race but maidens and betting 10% of my bank each race, I turned \$200 into \$1346 in 3 1/2 months. Not a fortune, but 600% interest a quarter is hard to come by these days down at the bank. For Hollywood Park, I cut my bankroll a bit, but now I bet 20% on each race.

Think about it, and the next time the guy with the big mouth and beer breath tells you that only wimps bet to show, just smile and agree with the nice man. He's giving away money.

- Dick Schmidt



A N D



## With the Doc

---

Q: I'm a little uncertain about pace line selection, so I've decided to average several lines. How do I go about it on my C-64?

A: It is strangely ironic how clients tend to pass over the vital parts of the manuals and fix upon the lesser aspects. Averaging is one of those. In the Phase III (yellow) manual, we state that averaging is DANGEROUS AT BEST. Subsequent feedback and research proves that it can be disastrous. Why? Because clients seem to have a perverse talent for averaging the WRONG lines.

If you cannot accurately select one line that projects how a horse will perform today, trying to pick two or three to average merely compounds the failing. Remember, we are trying to predict how the horse will run today. Averaging smoothes over the horse's form cycle, ignoring current ups and downs. In short, DON'T DO IT!

Concentrate on picking ONE representative pace line to enter into your computer. For research and practice, you can average a horse's better performances at a given distance to gain insight into its running style. But when it comes to making your computer entry, USE A SINGLE PACE LINE. We have pounded away on this point for years, and just devoted our biggest and possibly best ever manual to picking representative pace lines, but still some people want to average. Remember, that averaging doesn't eliminate decisions, it compounds the number of decisions.

Q: The alternate method for route to sprint conversion described on page 50 of the manual makes sense to me. My only question is what figure should be used for the beaten lengths at the first call when putting the figures through the sprint flowchart. Since the first call is constructed from the first call in the route, there is no beaten lengths figure in the Form for the first quarter.

A: You didn't read far enough. The manual tells you to:

- 1) Take TWO FIFTHS off the SIX FURLONG time of the route. Ignore the final fraction.
- 2) Take TWO FIFTHS off the HALF MILE time of the route and divide the result in half.
- 3) Deduct TWO FIFTHS from this new figure and use that as your arbitrarily created first fraction.

- 4) Divide the beaten lengths of the route six furlong call in half. The result is your new FINAL beaten lengths.
- 5) Divide the half mile call beaten lengths in half and assign the result as the beaten lengths for BOTH the first and second call beaten lengths.

Example:

Route times: 46.1 - 111.2 - 144

We'll ignore the 144. Your artificially created six furlong race will use 111 flat for the final time. The second call becomes 45.4. Cut that in half (22.45) and deduct two fifths, making it 22.25. You can enter that as is (the computer will take 1/2 a fifth) or make it whatever time looks most logical for your track.

Now, let's suppose the ROUTE 1st call (4 furlong) beaten lengths was 3, while the second call (6 furlong) beaten lengths was 1. Your new beaten lengths are .5 at the final call and 1.5 at the first and second calls. That's all there is to it. And it's one of the most potent tools in our arsenal!

Q: Something must be wrong with my program. The Variant figures I get don't match the one's in Dick Schmidt's Follow Up article on the Median Variant.

A: You're doing what so many do. Panicing over numbers. The Variant numbers Dick used are the ones from the current Phase III program, but they were actually designed for California tracks. If you have an older version of the Variant Program or are using the Energy Calculator from Ultra Scan, the numbers you get will be slightly different, but they will be relative and will give you the same horses ultimately. The purpose of Dick's article was to TEACH clients HOW to make and use a median or meridian variant. I suggest that learning HOW is more important than matching numbers.

Bob Purdy makes a big point of this in the Synergism manual, taking to task those who complain of finding a .04 or even .1 difference between their computer's readouts and the manual. This is caused by the differences in the ways that different brands of computers handle numbers, especially rounding off numbers. I must tell you quite frankly that people who get hung up on number matching are in reality imposing RESISTANCE to making decisions. They're putting off facing the moment of truth, when it's them against the mob.

Ask yourself, do I really want to be a winning Handicapper? If you do, self-reliance and autonomy is essential. Panic over a small discrepancies in the numbers is just an excuse for NOT trusting YOURSELF while projecting your anxiety onto us under the guise of not being able to depend on the NUMBERS. The SAME numbers that disturb you are making many of your fellow clients a good living.

Now, something that delights me. Answers from a user who talks to himself. An excellent Reparenting procedure, incidentally. He asks himself questions, then answers himself. And he's pretty darned accurate.

SOME ANSWERS TO MYSELF: From Michael Schertz, New York

I realized when listening to all the speakers at the Las Vegas Seminar why most of the PIRCO members are the more successful users of the methodology.

To them Early Pace, Factor W and the like are not merely phrases which tell them what to bet on at any given time, but expressions whose algorhythms and relationships to one another are *precisely, intimately* understood. With that in mind, I determined what each of the formulaes was, including Contenderscan's variable beaten length, shut my computer off and did the races by hand for three weeks.

Prior to this I had assumed that working with the Brohamer model I would eventually develop my ability to choose pace-lines/contenders by factor analysis, consulting my Brohamer model. The reality is just the opposite in fact. Once the factors themselves are part of you, pace-line selction becomes obvious and everything else follows suit.

I think if you did not allow anyone to purchase a program until he did 500 races by hand you would all but eliminate the need to answer many of the questions you get asked over and over again.

I have had a running correspondnece with Jim Bradshaw, pestering him constantly about adjsutments which is my last obstacle to 80% winners. I have come up with some variations on adjustments, and some observations on Turn-time.

### Turn-Time.

I have just compleed my first 100-race model using turn-time.

76% of the races were won by the top 2. In addition, 6 races were won by "non-contenders." In each of these 6 race one of the top 2 TT horses ran in front of the other contenders. This is incredibly exciting considering the fact that none of my other factors has had the top two over 68% for any extended period of time, yet I am able to win 73%+, anlyzing the model and using win E%. If it continues to be as viable a variable as it has been look out 80%!

Another value of TT is it is a great "reality check" on the win model. If you keep a TT using each of the factors, it will pinpoint which one is the dominant factor, especially for those times where two seem very close.

I also keep a *place* TT. This is not only essential for exotics, it points out very clearly when a contender is more likey to run second, at time when E% and the model seem to point to win.

As Bob Rego pointed out in The Follow Up, contender and pace line selection and "knowing thy track" are essential for a suuccessful TT model.

This is a client who appreciates, keeps and uses records of his TOOLS. We'll be hearing more from him because, although relatively new with the Methodology, he is looking for SOLUTIONS, not problems.

Cont. from Pg. 4

Last Sunday was my third trip to Blue Ribbon Downs using Q-Scan. Darned if it didn't pick five out of the six quarter horse races on the card. Three winners were number 1 picks, one was a number 2 pick and one a number three pick, that's a whopping 83.3% The lowest return on a \$2.00 bet was \$6.80 and the highest (the number 3 pick) was \$26.60. In the only race that Q-Scan didn't pick the winner among its top three picks it picked the place and show horse in that exact order. Actually, the race was the type which shouldn't be played since it was a maiden race with several entrants making their second start of the year and at 870 yards, which was a new distance for better than half the field.

Probably my greatest benefit from using Q-Scan is the new level of confidence it has given me. It's almost like having a wise and knowledgeable handicapper looking over my shoulder and offering advise.

Certainly there is much to yet for me to learn, but even when I've mastered the Q-Scan manual it will be hard to improve on Sunday's results. Thanks to both you and Jim Bradshaw for sharing your knowledge.

- Betty Pinkosky

\* \* \* \* \*

Dear Dick,

I DID IT! Enclosed is a copy of my first 20 races. My "parent" is very proud of me for having put forth the necessary time and effort to learn the Methodology. Now if I can just get my "adapted child" under control I won't think it was just beginners luck.

Thank you for all your help and thanks to the "Hat," I'm no longer "adjustment happy." It really makes a difference. Also, a very special thanks to Jerri and Ed (Editors note: that's Jerri Lincoln, referred to by Huey in this month's column) for all their encouragement and support, and forever, a special place in my heart for Huey Mahl without whom I'd never known about an organization called PIRCO.

- Les Margolin

Les enclosed the records from his first 20 race cycle. He won 60% with an average mutual of \$8.33, for an average return of \$1.08 per dollar invested. His longest losing streak was 2 races. Not too shabby for a newcomer. (Not bad for an old timer, come to think of it.) We are all especially pleased to hear so often that many members of the PIRCO family have come together to help one another. When they were first starting out, Jerri and Ed came to me for help. They offered payment, but I told them that the only payment we asked was for them to pass on the help when the time came. I hope that when Les is ready, he too will pass on the help he received and the message. This is how we grow, this is how we prosper. This is the very core and heart of PIRCO and above all else sets us apart from the rest of handicapping.

- Dick Schmidt

# THE BEGINNERS COLUMN

## A STEP-BY-STEP WALK THROUGH THE SARTIN METHODOLOGY

YOUR GUIDE:  
DICK SCHMIDT

### HANDICAPING THE TRACK

---

Hello again. I hope you all worked hard enough on the assignment from the last Beginners Column to dread this one, at least a little bit. If you worked, you learned. In this and the next column, we're going to learn how to read and understand the requirements the track imposes on the horses that win and how to analyze our own handicapping strengths.

Today, we start looking at Energy. I capitalize the word Energy because in the Sartin Methodology, it has a very specific meaning. Or two. Yes, once again language gets in the way. Dr. Sartin uses the word Energy to describe any number that isn't an actual measure of velocity. Early Pace is not Energy, it is the actual speed of the horse over the first two segments of the race expressed in feet per second. Sustained Pace is Energy, because it is a compounding of Early Pace and the third fraction. The horse never actually ran that speed, it is just a number that we have found to be very predictive.

The same is true with Factor W, Factor X and most of our other ratings. They are all Energy, as defined by the Sartin Methodology. Fine, that's clear. Now for a bit of confusion. When Dr. Sartin developed a method of analyzing how a horse distributes its effort during the course of a race, he

called this Energy also. Percent of Early Energy has a better ring to it than percent of early effort distribution, so the name stuck. It is not the same thing as the Pace Energy referred to above. Just to keep things clear, for this series of articles only, I'll refer to Early Energy as Percent Early (% Early). Please don't write in and demand that we make this distinction in all our manuals and articles.

You already have the formula for finding Percent Early, but I wonder if you realize just what a powerful tool this is? It is powerful for two reasons: first, it is totally unique to the Methodology and second, it is by far the best way to determine the type of horses that your track favors.

In looking at the entire scope of the Methodology we have reviewed up to now, energy is universally accepted as a totally original, unique idea that Dr. Sartin pioneered. (First in a long line, I hasten to add, wanting to keep this job). Dr. Sartin gives full credit to Huey Mahl for introducing him to pace analysis. True, he found ways to systematically use and compound pace figures that were very predictive, but all were extensions of the ideas of Mahl. With % Early, Dr. Sartin broke entirely new ground.

For the most part, we remain alone in using this valuable tool. (If you want to look for pirates, look for this concept in any software package offered. If it uses % Early, in any manner, it is a rip-off of Dr. Sartin's work. The difference between piracy and building on another's work is that to do the latter, you ask permission! Doc asked Huey before he used so many of his ideas. To date no one has asked permission, though several use this idea in one form or another. Thankfully, they usually screw it up trying to make it "easier." End of diatribe.) Anyone can tell you that information which only a few people have is almost always more valuable than information shared by many.

You all have a computer program capable of giving you % Early in a few seconds. One of the reasons I like to have a hand held computer is that even if I'm handicapping on my large Apple, I can run % Earlys quickly without interrupting my work. However you do it, here is what you do with it. Take a look at the blank form labeled "Track Profile." I copied this from that master of model making, Tom Brohamer. He calls it a Brohamer Model made from the results charts. And yes, I know that Dr. Sartin has another form he also calls a track profile. I happen to like this name and it's MY form, so Track Profile it remains.

Anyway, here is what you do with it. Take it by your friendly nearby photocopy machine and make a couple of dozen copies. In the space marked "Distance" write the distance of every race run at your track. Make another set for every turf distance. Even if they only run the distance once a month, make a chart. Now, take your by now well thumbed stack of racing forms with your 100 races in them and turn to

the results charts. Start at day one (or even better, 10 days before day one) and move through the entire stack, entering the WINNER of EVERY race. Even those you didn't choose to handicap. Yes, even the maidens and stakes races that we told you not to handicap. If you later find that 6 and 6 1/2 furlong run about the same, or all the turf races are identical, you can combine distances on one sheet. But start with a separate sheet for each distance. You may find some unexpected patterns.

The categories are Date and Day of the Week, Race, Number in the Race, Class, Position and Beaten Lengths at the First Call, Position and Beaten Lengths at the Second Call, Second Call Time, Final Time and % Early. The purpose of most of these categories should be self evident. Day of the week is recorded because I have found that many tracks show a distinct pattern only on certain days of the week. This is particularly noticeable on the first racing day of each week where I play. I include the number of horses in the race because it makes the position call more meaningful; ie. fourth in a five horse race is different than fourth in a 12 horse race. Make very sure you understand precisely the difference between the results charts and the past performance charts. The beaten lengths are reported in a completely different format. I record the times because, back before I mastered the Methodology and still had to work for someone else, I used to do this at my desk at work during coffee breaks and didn't have my computer with me. The times aren't really very important, but I've gotten used to seeing them.

All done? Not so bad, was it. You have just learned to keep a track profile. I do this for five



23

minutes every day when I first get up in the morning. There are two columns that I find to be really useful at my track: position and beaten lengths at the second call and of course % Early. What we're looking for is the pattern that winning horses display at each distance. Right now, as I write, Hollywood Park is displaying a very consistent pattern in 6 furlong sprints. To win a race, a horse needs to be within 3.5 lengths of the leader at the second call, and at the same time display a % Early of under 52.5%, yet over 51%.

What does this mean to you as you sit down to do tomorrow's card? Simply that you can throw out for win consideration (NOT place. For place, you keep an entire separate model. That comes much later. First we need the winner.) any horse that cannot match those parameters. Let's look at beaten lengths first.

Our computers print out all the information we need in feet per second velocities for every horse we enter. Subtracting one from another is easy, but what we need to do is relate the resulting difference between the horses in feet per second to lengths behind. Because horses are running faster during the first part of a race, it takes them less time to cover a length (for our purposes here, a length is 10 feet). At the end of 1/4 of a mile, a thoroughbred is just about at its maximum speed and a length is represented by a difference of between 0.52 and 0.55 feet per second. I usually call it 0.60 feet per second.

You may very well find that the position at the first call at your track is very important; I haven't found it to be so at mine. The second call, however, is vital. Let's look at sprints first. The second call in a sprint is at the 4

furlong mark. At this point,, the horse's velocity has declined to the point that it takes them longer to run 10 feet. At the most common speeds at 4 furlongs the difference in velocity for one length is between 0.22 and 0.28. Again, we'll use a round number and call it 0.25 feet per second.

Now, if your Track Profile says that to win, a horse must be within 2 lengths, and you have a contender that you figure to be 0.85 feet per second slower than the pace setter in the race, you have a very strong indication that this horse isn't going to win. (By the way, when you compare horses, remember to compare Early Pace, not second fraction velocities, otherwise these numbers won't hold up. If you're curious about how to calculate the value of a beaten length more precisely, look on the inside front cover of the Phase III Supplement for Hand Held Calculator. You don't think I invented this stuff, do you?) Don't be too rigid using this tool and start throwing out horses that are 0.02 feet per second too far behind. Remember, horses aren't machines and they won't run exactly like they did last time. We're just trying to eliminate the horse that has no chance of remaining in close enough contact with the pace of the race to win.

In routes, the second call is taken at the 6 furlong mark. Again, the horses have decelerated even more, so we find that the value of a beaten length is down to about 0.15 feet per second. Other than that, the procedure is exactly the same as for a sprint. I want to note that especially in routes, you must also pay attention to the third fraction velocities and Sustained Pace ratings of any contender you propose to eliminate. Make sure the horse can't overcome its pace deficiencies. A few do every week.

Percent Early is a measure of how a horse "spends" its energy during the running of a race. Some start out as hard and fast as they can and then stagger home. Others take several furlongs to really get into gear. A good analogy is to imagine several race cars, each with a very small gas tank. If the driver puts the peddle to the metal right from the start, he will open a large lead, but run out of gas several hundred yards from the finish line and have to coast home. Other drivers, more conservative in their approach, go slower at the start, and are able to power their way to the finish line.

Now, picture a race course where the finish stretch is downhill. A driver who guns it right from the start will have a big lead going into the home stretch. Since that stretch is downhill, he won't lose much speed and can easily coast home in front. Now think of another course, this time with an uphill finish run. The driver who runs out of gas here is in trouble. His car will decelerate rapidly and those more farsighted drivers with gas left in the tank will speed by to win. Of course, racetracks in North America are flat, but you get the picture.

Some tracks may have heavy sand in the backstretch and any horse that tries to win the race at the start is in trouble. Others may have a very hard home stretch, where even a horse with little left can keep on going. After a rain storm, the track may dry out unevenly. The configuration of the track also plays a part. If the race is started near a turn, and the horses can't really accelerate much before they have to slow to make the corner, then Sustained Pace is more likely to be the deciding factor, because the Early Pace horses never have a chance to get going. The

bottom line is, we don't need to know WHY the % Early is the way it is. We can make do with the reality our track imposes.

Unlike our race cars, jockeys have much less control over how a horse expends its energy than the betting public thinks. If a horse likes to bust right from the start, then it's going to go, fighting the jockey if necessary. The same is even more so for the slow starting horse; what can a jockey do to a horse (legally) to get it to run faster than it is capable of? If you're "buzzer" happy, and think that illegal cheating takes place all the time, why do slow breaking, Sustained horses run the same plodding race time after time? Once a horse has displayed its pattern, it very rarely changes it.

What we're looking for are the parameters of % Early that recent winners have displayed. Don't get hung up trying to find a horse that has perfect % Early; look for one that is in your range. Some times, the range is quite large. Last year at Del Mar, during a short 5 week meeting with no days of rain, the % Early in sprints was still between 52% and 53.50%; quite a spread. Other times, at other tracks, the spread may be as small as 0.35%.

Get used to looking at these numbers, and also get used to small differences in % Early having a large impact. In the last year, the earliest race I have seen was won with a % Early of 55.10%. The latest was a 49.45%. In this small range of less than 6%, all the races that I encountered, and all the races you are likely to encounter, took place. 0.50% can make a big difference.

We'll get into how to use these numbers after you have put the race through the computer in a moment,

but first, let's look at how to use them to select contenders and pace lines. When I sit down to handicap a race, I pull out my trusty pocket computer. First, I run APV and Class figure on every horse in the race. Then I switch over to the Variant Program. I already have a good idea of the requirements for this distance, so when I start to consider a horse as a contender, I see how it fits into the pattern of the race as I expect it to set up. I look at the pattern exhibited in the last few races at this distance, and I check to be sure there are no day of the week patterns that might change things on me.

My first step is to find the horse who I feel will set the pace in the race to the second call. Sometimes this horse may not be a contender in my mind, but I almost always use the pace setter in the computer to get a more accurate picture of how the race will shape up. Now that I know the probable Early Pace, I can fit in the other contenders, using the old one length equals 1/5 of a second rule. I know it's not accurate, but it's close enough for government work. Therefore if you feel the race will be run in, say 45.2 to the four furlong mark and your records tell you that a horse must be within 3 lengths at the second call to have a realistic chance of winning, then a horse that can manage only a 46.4 second call time is most probably not a win contender in this race.

This is the crude beginnings of using the match-up concept that Dr. Sartin and Jim Bradshaw have developed to a high art. In the beginning, don't try to cut it too fine. If you can't find more than two or three horses that you think have a shot, be sure to put in five, marking the "extras" in your Racing Form to be sure you don't bet them no matter what numbers they display.

% Early is used in a very similar way. Again, you start with a firm idea of what range of % Early your track is requiring. When you question if a horse is a contender or not, run a line or two through the Variant Program and take a look at what % Early the horse usually runs. In this case, you would use beaten lengths in the variant program. If your profile tells you that all one mile races have been won with % Early of 52.25% or below, then a horse that regularly runs 53.10% isn't likely to win.

When looking at both beaten lengths and % Early, you want to be careful of shippers. Remember, many times the % Early especially is influenced by the configuration of the track. In Southern California, the same horses move from Santa Anita, which normally requires around 52.75 to 53.50% for sprinters, to Hollywood Park, where the ideal energy is closer to 52%. Yet many of the same horses go right on winning. Santa Anita is a one mile track, and Hollywood is a mile and an eighth. This means that in a sprint, the horses at Hollywood are starting much closer to the turn than at Santa Anita, thus changing the way the horses are forced to distribute their Energy. A few months of study of the tracks on your circuit will help you develop an instinct for these differences in tracks.

Remember when I had you handicap your 100 race sample, I told you to stop when the winner was in the top two of any readout. I also told you that I'd give you a tool to help out on those races where you just couldn't get the winner in the top two using any rational pace line. Go back and take a look at the horses that finished "above" your horse. I just finished writing up a race for the Omaha seminar manual where I show

where I bet on the number 4 Sustained horse at a time when Sustained Pace was winning.

The reason was that the number two and three horses were too Sustained. They had % Early's of under 49.65%. At Hollywood on the Turf course at a mile and a sixteenth this meeting, no horse has won with a % Early below 49.86%, and all but one were over 50.00%. The majority were clustered around 51.00%. Thus I was able to eliminate these two horses and get the eventual winner as my second horse. Now that you have established parameters for beaten lengths and % Early, you may find that many of the horses you thought rated better than your horse actually can be eliminated from win consideration. Remember, no matter how biased the track is, you can still have too much of a good thing. If your track is running very Early, with horses winning with 53.50% and even 54.00%, a horse with 54.50 or 55.00% is still outside the parameters and unlikely to win.

Before winding this up, I want to discuss one more exception that bothers many people. Their track profile is going along swimmingly, the winners displaying a nice consistent 51% to 52%, when all of a sudden a horse wins with 53.30% Early. What happened? Why this sudden change, especially if subsequent races return to 51 and 52%. Well, if the aberrant race is a maiden, or 3 year old filly race or a stakes race, you can safely ignore it. These races tend to be run completely different from the other races at the track. Just note them in case you decide to handicap one later. What if there isn't a ready made excuse? You need to take a look at the winner. Occasionally, a race "sets up" so perfectly for a horse, that it can run right through the bias.

Take the above example; here we have a track running moderately Late, with Sustained Pace and Factor W most likely the predictive factors. Now along comes a race in which only one horse has any Early Pace. The numbers show it capable of taking a 8 or 9 length lead at the half. Even if the jockey stops for a chat, this horse should be able to stagger home in front. Ask yourself, would you make a bet on a horse with an 8 length lead at the second call if you could? By the way, the horse most likely won't use all that Early Pace advantage and therefore have enough left late in the race to finish well.

Tools such as the Track Profile and the Brohamer Model, which we'll get to next time, are no substitute for thought. Think about it.

#### Suggested Reading

The Brohamer Model by Tom Brohamer and Dr. Howard Sartin. The book that unlocks the true power of the Sartin Methodology. Especially read the section on creating a model from the results charts starting on P. 68.

The Pace Line by Dr. Howard Sartin and myself. Though the book is good, for today's discussion, the 8 hours of audio tape that comes with this book is more to the point. It features Dr. Sartin and Jim Bradshaw each spending about 2 hours demonstrating the technique of the match-up.

The Race is Pace by Huey Mahl. This book, or an expanded edition, should be back in print sometime soon. It's amazing how much Huey managed to cram into 68 pages.

Copyright SartinMethodology.com - Not for Resale

# THE PSYCHOLOGY OF WINNING

BY HOWARD SARTIN, PHD

In the early 1970's, Jacqui E. Schiff and a group of social psychiatrists ventured into the field of curing psychosis, particularly schizophrenia, with a dynamic new approach they called REPARENTING. It involves abreaction and deep regression, aided by hypnogogic techniques when necessary. They discovered that psychotic behavior (at least that which was functionally rooted; not genetic, orthomolecular or physically imposed etiology) was caused by the patient's specific reaction to contaminated messages from en loco parentis. By using Latin, and specifying "patient reaction," parents in general, and mothers in particular, are absolved from direct guilt in the matter.

The purpose of deep regression is to take the subject back to that stage in infancy when contamination began, erase the ogre messages and replace them with "reality based" messages accompanied with nurturing and recognition. Once achieved, the subject becomes autonomous and non adaptive.

Most people do NOT respond psychotically to contaminated parental messages. Those who CATHECT to the ego state fashioned by early contamination under varying degrees of stress and anxiety are diagnosed as "adaptive child." Since we all cathect to a variety of ego states under even the most normal situations, a definition of the term is in order for all who want to be winners in our chosen field.

In essence, Cathexis is what we do when we focus our psychic energy on, and function from, one of the three basic Ego States that characterize our behavior. These three states are PARENT, ADULT and CHILD, and we have already discussed them at length. A normal person is able, within socially acceptable parameters, to cathect to the appropriate ego state, or at least its facade, at will. The psychotic cannot.

So fundamental in functional psychotic behavior is cathexis to a state governed by contaminated messages. Contamination begins in early infancy and results from the child's process of adaptation to life-essential needs for parental recognition (love, nurturing, acceptance) and symbiosis long after the umbilical cord has been severed.

## symbiosis

a merging or sharing of mutual needs by the mother and child, which insures infant survival during the oral stage of development; a normal condition in the normal development of a child. Pathology is likely to result from disturbances in the symbiotic relationship in the differentiation of the Child from the mother.

# CATHEXIS !

cathect, cathectize (kà-thekt', kà-thek'ti-siz), *v.* [*<Gr. kathektós, held back, checked; see cathexis.*] To charge with, to infuse with psychic energy. Ideas and impulses are charged with energy, particularly those ideas that are significant to the feeling life of an individual. Thus, the concept love or hate is said to be cathected. Speaking of phantasy-formation, Freud says: 'They draw near to consciousness and remain undisturbed so long as they do not become strongly cathected. . . .' (Freud, S. *The Basic Writings of Sigmund Freud*, tr. by Brill, A.A. Random House, Inc., New York, 1938)

cathexis (kà-thek'sis), *n.* [*<Gr. káthexis, retention <katéchein, to hold, to check, control.*] Concentration of psychic energy upon a given object. Jones defines it as 'charge of energy; investment (of an idea) with feeling and significance.' It is believed, for instance, that 'anxiety arises in relation to over-development of a libidinal cathexis.' (Jones, E. *Papers on Psycho-Analysis* (4th ed.). William Wood & Company, Baltimore, 1938.) From the standpoint of instinctual qualities the charge of energy may be either libidinal or sadistic. 'Here the sadistic phase sets in late, and so neither the oral nor the clitoris stage receives any strong sadistic cathexis.' (ibid)

From the standpoint of general location of cathexis psycho-analysts refer to (1) ego-cathexis; when the psychic energy is attached to the conscious division of the ego. Hence, the expressions ego-libido or narcissism arise. Some use the term *self-libido* or *auto-libido* in contradistinction to *object-libido*. (2) Phantasy-cathexis; when psychic energy is attached to wish-formations or phantasies or to their original sources in the unconscious, the expression phantasy-cathexis is used. Both ego-cathexis and phantasy-cathexis are associated with primary narcissism. (3) Object-cathexis; the expression is employed to refer to psychic energy that is attached to some object outside of the individual himself or to its representation in the mind of the individual. Object-cathexis is less stable or fixed than the other forms, because it is associated with manifestations of secondary narcissism, which, in turn, are less durable than those of the primary kind.

When there is an over-charge of psychic energy in an object, the term *hypercathexis* is used; when an under-charge *hypocathexis*.

It appears that the term *mental tension* is synonymous with *cathexis*.

Other words are often prefixed to the term *cathexis*: (1) to signify the quality of the charge—adjectives, as in affective-cathexis, libidinal-cathexis, erotic-cathexis, instinctual cathexis;—nouns, as in word-cathexis, thought-cathexis, thing cathexis, or: (2) to express the degree of cathexis, as in hypercathexis, hypocathexis, acathexis.

Contaminated messages are, by definition, distortion of reality expressed with highly emotional conviction but with no logical base. They are also absolutist and contain no shades of gray. Hence, they are prejudicial and reflect similar contamination of the part of the bearer of the message. They are part of the script pattern often found in genetic strains, giving root to the hypothesis that "insanity" runs in certain families.

Literature through the ages and television today is full of stories of psychotic characters from rich and powerful dynasties who function quite capably within the social structure of their own familial or royal frame of reference. In their limited lifespan, insanity is the norm. Only when they try functioning in a reality based environment does their deviation from the mass norm come into focus. In short, if the environment can be controlled, functional insanity is relative.

Kings, emperors, conquerors and a number of American Presidents were able to control their environment without sufficient challenge for their innate psychosis to be discovered except by certain psychobiographers. Viewed from this perspective, it is not difficult for us to understand why, in mental hospitals, we find a bevy of Alexander the Greats, Jesus Christs and, of course, Napoleons. If the real world will not support the psychotic's contaminated view of his/her reality, psychosis becomes the perfect alternative.

Most people who are completely insane are extremely happy. It is the borderline cases who have not yet completely abandoned all reality and those in the depressed stage of Manic-Depressive psychosis who are miserable. Modern institutional psychiatry, in its infinite wisdom and ineptness, feeds all its inmates with dosages of thorazine, massive enough to fell an elephant, so that the distinction between complete and treatable insanity becomes more and more negligible.

How does all this apply to the client seeking to profit consistently through parimutuel fund investing? We too are victims of contaminated messages. The most prominent of which is "Gambling is Evil," with its second level instruction; "All Gamblers Lose."

Those of you who have been with us, even for as short a time as six weeks, and are still losing, are unwitting victims of this contamination. Of course, you protest: "No, it's because the Methodology is too HARD to learn and comprehend." In truth, you are refusing to relinquish your tried and true process of adaptation to the need for symbolic units of en loco parentis love and recognition, perceived as APPROVAL, that comes only when you LOSE.

By saying that something is too hard to learn, you are merely putting up strong RESISTANCE to the possibility that in learning, your adaptive umbilical cord might be cut. Full comprehension of the meaning of resistance is essential if one is to become a winner. It should have been explored in the first pages of the basic manuals.



**resistance** (rē-zis'tans), n. [*<F. resistance <L. resistentia <L. resistens, -ntis, pres.p. of resistere, resist, oppose <re- back + sistere, to place; to stand.*] From the psychoanalytic point of view *resistance* is 'the instinctive opposition displayed towards any attempt to lay bare the unconscious; a manifestation of the repressing forces.' (Jones, E. *Papers on Psycho-Analysis* (4th ed.). William Wood & Company, Baltimore, 1938)

'As you are aware, the whole of psychoanalytic theory is in fact built up on the perception of the resistance exerted by the patient when we try to make him conscious of his unconscious.' (Freud, S. *New Introductory Lectures on Psycho-Analysis*, tr. by Sprott, W.J.H.: W.W.Norton & Company, Inc., New York, 1933). Freud says that it is 'ambiguous and useless' to believe that resistance originates in the unconscious: resistance cannot operate from the repressed material, because 'to the repressed we must rather ascribe a strong upward-driving force, an impulsion to get through to consciousness.'

The resistance can only be a manifestation of the ego, which carried through the repression at one time or other and is now endeavoring to keep it up.' (ibid). By *ego* Freud means the ego and super-ego, each of which is partly conscious, partly unconscious. Indeed, '... the ego (including the super-ego) does not by any means completely coincide with the conscious, nor the repressed with the unconscious.' (ibid)

'From the individual psychologist the patient learns, for the first time in his life, to know himself and to control his overtense instincts. To accomplish this it is necessary to do away with resistance against the physician.' (Adler, A. *The Practice and Theory of Individual Psychology*, tr. by Radin, P.: Kegan Paul, Trench, Trubner & Company, London, 1924)

By understanding the nature of the meaning of Resistance, you can easily see how saying it's "too difficult" protects you from any intrusion into your unconscious and the barriers it imposes against success in our endeavor. You may genuinely feel that the language, content and context of the Methodology is difficult despite the reality of other people's success, even if you feel that their I.Q. is lower than yours. What you have constructed are MENTAL BLOCKS, designed to protect your emotional umbilical cord. The more you find yourself protesting that your failure is due to the difficulty of the Methodology or your "dumbness," the more this column is meant for you.

A form of Jacqui Schiff's Reparenting is in order. Virtually every client we have worked with over the past eleven years has frankly admitted to receiving strong and provocative "gambling is evil, all gamblers lose" messages. Many cannot isolate the time and place of their precise origin, but all acknowledge their receipt. Deep regression and abreaction are overly drastic for most of our clients, so modification is in order.

We prescribe a process of Self-Reparenting, in which you should retire to a quiet place, undisturbed, and analyze a set of simple questions:

- 1) Who told me gambling is evil?
- 2) Who told me all gamblers lose?

Mother, Dad, aunt, uncle, teacher, preacher???

ISOLATE THE SOURCE!

Now, evaluate that source's authority and TRUE ABILITY to make a statement that could have such traumatic and lasting effect. Were they students of probability with mass informational data exploring the full spectrum of gambling events and their relative profit potential? Or were they well meaning en loco parentis who were trying to keep you on a straight and narrow path as described to them by a previous generation of well meaning but non professionals in the gambling field?

Was your parents love for you so limited that you can only retain it by adapting to their misconceptions and prejudices? Examine the many manifestations of that love, as well as those you have perpetuated through the love you have given to your own progeny. In short: what was actually Said? What was truly Meant? And if you are misconstruing it, WHY?

DO YOU REALLY WANT TO WIN?

Or do you truly enjoy losing?

As you undoubtedly know, there are many people whose pathological adaptation to contaminated messages precludes even the concept of winning and who actually get a distinct pleasure and emotional release from losing. If you are one of these, the kind of educational therapy available through the pages of The Follow Up will be inadequate.

#### THE ROLE OF RELIGION

A number of clients have attributed their "guilt/anxiety" feelings about gambling to their religious education. It was their minister, priest, rabbi, pastor or born again guru who told them gambling was evil and that all gamblers lose. Quite possibly through permanent residence in hell.

Vouching for this concern was a sermon I heard recently by one of the big name, born again TV evangelists. He weaves his ministrations from the book of Genesis. A long time ago these folks in the Middle East were building the Tower of Babel, supposedly to the universal, anthropomorphic God who had created them in His own image. Also, it seems, these people were as one and spoke and wrote the same language. That's important, so remember it.

Now, as the tower is going up, God gets wind of the fact that they're not really building it to Him, but to the glorification of themselves. That's a no no. So God up and stops the construction by spreading all these folks from Babel throughout the four corners of the earth (this was before Columbus) and, to cap off the punishment, he makes them all speak different tongues so they can never understand each other. This, of course, is why we have acrimony and war and disunity among mankind. And will have, according to Mr. Born Again, until we rebuild the Tower of Babel using the proper architect.

But lo and behold, our TV preacher has made a discovery! There is one place that has defied God and where all the inhabitants speak the same language and hew to the same pursuit. Where? IN A CASINO!

He knows. He visited one in Vegas. You see, brothers and sisters, only Evil so brings men and women together in such unity. Ergo, gambling is contrary to the will of God and will be punished even as the people of Babel. The thought of this sermonizer being born ONCE is appalling, much less his being born again. With such unassailable logic in opposition to our thesis, I humbly investigated volumes of comparative religion with the following result:

INDUSTRIOUSNESS - THE WORK ETHIC  
vs

GAMBLING - THE PLEASURE ETHIC

A HISTORICAL AND THEOLOGICAL REVIEW

There are no definitive injunctions against gambling in the actual words of the prophets of Buddhism, Judeism, Christianity or Islam. Only from the spokespeople of organized political entities, namely churches and temples that evolved from the teachings of these prophets, has come the condemnation.

As a result of this apocryphal instruction, generations of people subscribing to or influenced by religious institutions, have been programmed to believe that gambling is a "sin." Because it violates the accepted "work ethic." Further, it is a product of the "devil" because it encourages "profligate, idle, wastrel and self-centered behavior at the expense of religion's most cherished institution, the family." \*

Guatama Buddha was a prince, raised in the opulent splendor and luxury of a royal palace. The only "work ethic" his parents subscribed to was royal protocol. Buddha's prophecy was based on renunciation of wealth and material things.

The Jewish patriarch, Abraham, (Abram) father of Isaac and Ishmael, grandfather of Jacob, was, according to the book of Genesis, "Used well. And had sheep and oxen and asses and menservants and maidservants." And two verses later, "And he was very rich in possession of gold and silver."

Moses was the son (or adopted son) of Pharoh, and the beneficiary of idle wealth.

Mohammud's early years are variously described, but all his biographies include the fact that in adulthood he was a wealthy merchant. There is no indication that he relinquished his wealth.

\* From a sermon by Rev. Jerry Fallwell

Jesus became the first of the celebrated prophets to be born and raised poor, although he was from the House and Lineage of David, making him of noble origin. In modern parlance: poor but from a fine old family. Like Buddha, Jesus preached the relinquishment of worldly goods and the pursuit of the divine. Unlike Buddha, he had no worldly goods to give up himself. He atoned by giving up his life.

There is nothing in Judeism or Islam against material acquisition. There are millions of poor Buddhists throughout the world, but no way to establish that their poverty is the result of sacrifice. Christians are, and have traditionally been, the wealthiest people in the world. It is apparent that the impact of Jesus's teachings, while historically immense, does not include: Sell all thy worldly goods and give the proceeds to the poor and come follow me.

The legal battles of the PTL and its wealth are most reflective of the materialist philosophy of alleged Christian leaders. The "sin" lies not in acquisition, but in hypocrisy.

A similar legal battle has been quietly waged for years in the Church of the Latter Day Saints against the heirs of Brigham Young over his use of church funds to establish a personal empire in Southern Utah.

The real estate and other fiscal holdings of the Roman Catholic Church have been legend for centuries. Protestant church leaders don't say much about it any more, since they are diligently striving to duplicate or better the instruction.

There is no evidence either in the teachings of the Prophets themselves, nor in the conduct of religious leaders, de facto, that discourages the idea of "grab a piece of the action. Get a piece of the pie." There is nothing in wagering on one's ability to forecast the outcome of a sporting event or game that is not also inherent in the forecasting of property values, stock and commodity prices or the future value of a business or profession.

Yet, I have personally treated over 1400 clients who were firmly indoctrinated to think otherwise. Don't be conned into being one of them!

Next time: an assessment of "gambling" attitudes and Win Potential by ethnic groups: White, Indian, Black, Jewish, Protestant, Roman Catholic and Fundamentalist. And, symbolic mirroring vs. autonomous extension of parent messages.

EDITOR'S NOTE: We wish to apologise for the condition of the photocopies in this article. Unfortunately, Howard was allowed to use the photocopy machine unsupervised.

# TANDEM TANDEM TANDEM

The Tandem Concept is one of the most powerful and unique ideas in all of thoroughbred handicapping. Because the horses that the Tandem Concept points to tend to be "counter intuitive," and pay very generous mutuels. For those of you who have not read the Tandem Manual, I can only suggest that if you are serious about making money at the race track, you get one as soon as possible. I don't have the room to outline the entire manual here. Besides, it has already been written. Believe me, it will pay dividends for as long as you live.

The new Tandem procedure uses the same qualifications and definition of a Tandem race. However, instead of using the procedure suggested in the Manual, which is to go back to a past good race for your paceline, you will use the final beaten lengths of the best finisher from the Tandem.

Let me restate that. Say you have a race with three contenders coming out of a Tandem race. Let's say that one horse won that Tandem race, the second finished third beaten 2 lengths and the third finished fourth beaten 3 1/2. As long as you consider all three to be contenders, you would enter the first exactly as stated, taking into consideration that Tandem winners repeat only about 8% of the time. The second horse is entered using the times as shown and the beaten lengths unchanged for the first two calls. On the final call, give it the beaten lengths OF THE BEST FINISHER. In this case, you would use 0 beaten lengths. The same procedure would hold true for the third horse. The times and first two calls would be unchanged, but the final beaten lengths would be changed to 0.

If the first horse in our above example had finished second, beaten by 1.25 lengths, the other two Tandem horses would be given the 1.25 of the best finisher. This new procedure is not intended to replace the original Tandem procedure, but to augment it. There will be times when you will want to use the original Tandem Concept.

All the other Tandem guidelines outlined in the Manual would still apply. Please note that when you use this new Tandem concept, you change the horse's Early Energy percentage. You want to be very careful with this and make a note to yourself that you have made a change to reality. The Tandem winners that do repeat are almost always those whose Energy is perfect for the track. You'll need to do some research to see how the Energy of the horses whose lines you altered holds up.

In the Example race below, Hail the Eagle, George Slept Here and Kunto are all coming out of the same race. In this case Kunto is the best finisher from the Tandem. His times and pace lines would be entered without any changes.

**Hail The Eagle****CISNEROS J E****1105**

Own.—Cairo B &amp; Suzanne

3Jun87-9Hol 1 :452 1:11 1:363ft 54 115

15May87-1Hol 1 :453 1:101 1:362ft 19 115

15May87—Bumped start

16Apr87-1SA 7f :223 :453 1:24 ft 4 121

16Apr87—Bumped at start

2Apr87-9SA 1 1/2 :47 1:113 1:442ft 9 115

2Apr87—Wide

12Mar87-9SA 1 1/2 :453 1:114 1:452ft 8 116

12Mar87—Bumped break

4Mar87-2SA 6f :212 :442 1:102ft 14 116

4Mar87—5 wide into drive

4Feb87-1SA 6f :22 :451 1:112ft 8 116

19Jan87-2SA 6f :221 :454 1:121ft 12 116

4Jan87-1SA 6f :214 :45 1:173sy 19 116

8Nov86-2Hol 6f :223 :463 1:113ft 12 116

8Nov86—Bumped, steadied break; wide

May 30 Hol 5f 1:022h

May 23 Hol 3f :36h

May 14 Hol 3f :38h

May 7 Hol 5f 1:013h

Dk. h. or br. g. 5, by Golden Eagle II—Hall M &amp; Merry, by Hail to Reason

Br.—Mabee Mr—Mrs J C (Cal)

Tr.—Dorfman Leonard

Lifetime 34 3 4 5 \$56,850

23 21 87 811 Olivares F 1

51 55 711 7143 Sibille R 4

75 76 56 593 Olivares F 1

53 45 711 7123 Olivares F 1

26 23 13 1no Olivares F 1

78 76 78 543 Sibille R 2

108 76 66 443 Sibille R 5

73 74 65 42 Sibille R 4

42 32 97 981 Olivares F 11

65 108 101 1017 Kaenel J L 1

1987 9 1 8 8 \$10,150

1986 3 8 8 1 \$1,800

10000 69-13 Idol, Bruli's Ante, White Showers 12

10000 66-13 Pavers Dream, Jam Shot, Slick Pirate 12

10000 70-23 L. A. Fire, Blaze Flame, Hard to handle 8

12500 66-20 One Eyed Romeo, Bruli's Ante, Nathn 12

10000 74-19 Hail The Eagle, Quick Sweep, Pimpin 12

10000 81-16 Polly's Ruler, Lik Shntin, Cody's Chnc 9

10000 77-19 Bid Cncrd, Pckck Lndng, Dstnctv Dn 12

10000 75-25 Cody's Chance, BThnkful, Don's Co'op 8

10000 73-22 Pckwck Lndng, Comts Fir, Swift Mssg 11

10000 68-13 Grn Pirr, Pickwck Lndng, Chucklctor 10

**George Slept Here****BANDERAS A L****1105**

Own.—Eastman W K

3Jun87-9Hol 1 :452 1:11 1:363ft 40 1105

30May87-1Hol 6f :221 :453 1:11 ft 49 1115

30May87—Broke slowly; wide 3/8 turn

22May87-2Hol 6f :221 :454 1:112ft 57 115

7May87-1Hol 6f :222 :454 1:111ft 19 115

7May87—Eased

17Apr87-SSA 1 1/2 :454 1:102 1:472fm 68 117

17Apr87—Pulled up

12Apr87-4SA 6f :214 :452 1:173ft 26 116

12Apr87—Wide final 3/8

1Apr87-SSA 1 1/2 :462 1:114 1:45 ft 13 115

22Mar87-1SA 7f :231 :464 1:262gd 4 116

25Feb87-1SA 6f :213 :442 1:171ft 6 115

25Feb87—Broke slowly

11Feb87-1SA 6f :212 :443 1:102ft 15 116

11Feb87—Broke slowly, wide 3/8 turn

May 16 SA 5f :582h

Apr 29 SA 5f 1:002h

Gr. g. 4, by George Mavonod—Hotsie Totsie, by Icecapade

Br.—Blum M (NY)

Tr.—Ivory John C

Lifetime 15 1 0 1 \$3,608

33 64 65 652 Iammarino MP 5

86 89 68 510 Iammarino MP 2

129 129 111 111123 Winick D 1

85 81 819 — Fernandez A L 1

1023 — — Gomez R 9

44 73 87 89 Castanon A L 10

69 64 57 5113 Castanon A L 6

51 42 413 633 Valenzuela PA 8

104 104 88 99 Baze G 2

106 87 55 533 Baze G 11

1987 10 0 0 8 \$1,075

1986 5 1 0 1 \$8,525

Turf 1 0 0 0

10000 74-13 Idol, Bruli's Ante, White Showers 12

10000 78-14 Kng Apch, Quck Rondtrp, Domnt Ron 9

10000 73-17 Bride's Advic, Domint Roni, Amron 12

12500 — — Powerful Pul, Ron Rod, John's Jove 8

16000 73-18 Eri Firs, Glic Mony, Cool'n Scndous 10

16000 65-23 Chagrining, Camilla's Boy, Navegante 7

c12500 64-23 T. V. Oil, Bruli's Ante, Halo's Sword 8

16000 75-20 Amarone, Tigerillo, Dusty Trader 10

c12500 82-17 Extra Control, Midford, Jacart 12

**\*Kunto****CISNEROS J E****1115**

Own.—Nastas H

3Jun87-9Hol 1 :452 1:11 1:363ft 4 1105

8Jun86-9Hol 1 :46 1:11 1:364ft 4 1115

23May86-6Hol 1 :463 1:102 1:351fm 7 116

26Apr86-9Hol 1 1/2 :471 1:111 1:413fm 2 117

26Apr86—Bumped hard break

23Apr86-9Hol 1 1/2 :464 1:104 1:41 fm 7 117

23Apr86—Steadied 1st turn

11Apr86-30mr 1 1/2 :472 1:121 1:431fm 5 118

28Jul86-50mr 1 1/2 :47 1:113 1:431fm 3 118

14Jul86-9Hol 1 1/2 :473 1:112 1:414fm 6 117

22Jun86-7Hol 1 :473 1:114 1:363fm 10 117

6Jun86-9Hol 1 :451 1:094 1:35 ft 13 116

6Jun86—Bumped start

May 16 Hol 5f 1:134h

May 1 Hol 5f 1:014h

Apr 26 Hol 4f :472h

Apr 21 Hol 4f :484h

B. h. 8, by Chumbe—Teseia, by Bedel

Br.—Harris Maheria (Brz)

Tr.—Pardone Pico

Lifetime 18 7 2 2 \$46,821

63 41 41 45 Cisneros J E 8

43 32 21 1no Cisneros J E 7

41 31 51 43 Kaenel J L 5

34 34 23 353 Pincay L Jr 1

118 117 94 86 Pincay L Jr 6

28 24 1nd 133 McCarron CJ 9

55 41 2nd 21 McCarron CJ 1

32 34 44 75 Meza R Q 1

22 2nd 23 2nd Meza R Q 6

43 48 37 463 Meza R Q 3

1987 1 0 0 8 \$360

1986 4 1 8 1 \$13,625

Turf 10 3 2 2 \$32,133

10000 75-13 Idol, Bruli's Ante, White Showers 12

20000 79-11 Kunto, Olympic Bingo, Double Deficit 9

50000 — — Sherkin, Sandy's Eagle, Ablantin 8

50000 91-96 Sherkin, Fabulous Memory, Kunto 7

50000 93 — — Ppr John, Good Thought, Willy, Nonno 12

Aw22000 92-05 Kunto, Virgini Privteer, North Of Like 10

Aw19000 91-88 Little Look, Kunto, Travet 9


Aw28000 95-10 Aviator II, Starsalot, Little Look 10

Aw32000 88-16 Jacquemart, Kunto, Maestro Mio 12

Aw30000 92-85 Point Cedar, Impulsively, Lahab 7

George Slept Here would be entered without changing the times, but the beaten lengths would be entered as 1/2, 4 1/2, and 5, the same final beaten lengths as Kunto. In this example, the change is not dramatic, but you can see how it works.

Hail the Eagle is also coming out of the Tandem, but it was 6 lengths behind Kunto and thus does not qualify under the Tandem guidelines. Don't get carried away and give horses more credit than they deserve. Remember that the 4.75 lengths behind guideline is just our best guess for a national average. At many tracks, you may find it too generous or need to relax it. Nothing replaces local knowledge and some intensive study.



Even before our March Seminar in Las Vegas, where he appeared as a featured speaker, Huey Mahl was helping PIRCO clients translate their winning of races into winning money. Since the seminar, he has been working overtime without recompense on behalf of our people, teaching them his Premier Investment Plan. One of the people he helped is Jerri Lincoln of Lake Tahoe, who, with Huey's help, saw a \$40.20 profit on 20 races blossom into a \$200 plus profit. Here is Huey's analysis of Miss Lincoln's betting.

\* \* \* \* \*

First off, let me tell you your handicapping is Excellent! You have no worries in that department. However, from your workout it is obvious that you are not betting properly. Since you didn't give me the actual odds on both horses, I couldn't work out a true dutching ratio on your two bets. I used a 60/40 bet ratio on your first and second choices to get a feel for things. First off, 8% of bankroll is WAY TOO LOW for your proficiency. I used a very modest 10% of bank per race as shown. This is split 60% on your low odds horse and 40% on your high odds choice, rounded off to the nearest \$5.

While one 20 race cycle is not a very rigorous test, it is enough to give us some analytical tools to work with. Using your results, I ran a \$1,000 bankroll up to \$3,250. The last race was a zinger, but even without it, you doubled your money in 19 plays. Terrific!

I worked up your average return per dollar bet on the winners and it came to \$1.50. This is very good, but the sample is small. It would be safer to assume a little lower return, so I'll cut it down to \$1.00. This is still excellent, considering your high win proficiency. With a ROI of \$1.00 per dollar bet, your advantage is:

$$W - (L/P) = A \quad \text{or} \quad 70\% - (30\%/1) = 40\% \text{ Advantage}$$

This means that, at least in theory, your optimal bet size could be 40% of bank. However, considering overlapping races, horsebook attitudes and psychological limits, I would stay with 10%, at least for the present. I cannot tell you what lower limits on odds you should accept as bettable on your dutching entry, as I would have to

see a workout on the closing or near post time odds on both horses. My comments are based on a 60/40 split. No matter, your expectation looks GREAT!. When we apply the PIP program, we see:

$$1.10^{14} * .90^6 = 2.0 \quad (\text{that's a gain of 10\% when you win 14 races and a loss of 10\% when you lose 6, on average})$$

That means that on overage, you will double your bankroll every 20 plays. This result is not out of line with reality, as I've worked with several other PIRCO players and they all seem to double their bank every 17 to 20 races and average about 100 plays a month.

If you make 100 bets per month and use your demonstrated win parameters (70% win with a \$1.00 average return per dollar bet) it would look like this:

$$1.10^{70} * .90^{30} = 33.5 \quad \text{multiple growth.}$$

That means in 100 races betting a straight 10% proportional Kelly, you increase your bankroll 33.5 times!!! A \$1,000 bank would run up to \$33,500! Wow!

Obviously, you'll get into betting trouble. If nothing else, they's cut you off in Tahoe. I suggest that you use the P.I.P. program and take down dividends every time your bank grows by 50%. This means that with a \$1,000 bank, you take \$500 profit every time it grows to over \$1,500. Now this shows:

$$\frac{\text{Multiple} - \log 33.5}{150 \% \text{ Growth} - \log 1.5} = \frac{1.525}{.176} = 8.66 \text{ Spikes.}$$

This shows that for every 100 plays, you'll take down AT LEAST eight \$500 dividends, or roughly \$4,000 per month. That's a \$1,000 per week profit on a \$1,000 bankroll. Best of all, your largest bet on any single horse in your dutching entry would NEVER exceed \$100.

Jerri, keep it up. You have it made.

- Huey Mahl.



CONTROL  
BANK  
↓  
200.00

Answerline

39

# FINDING LOGICAL LONGSHOTS

BY BARRY BURKAN

"CHANCE FAVORS THE PREPARED MIND." - LOUIS PASTEUR

Everyone rejoices at the prospect of selecting a high priced winner. In such a quest many players continually seek new angles or more advanced computer programs. Such approaches may be self defeating! This is not to say that the computer program is not very effective ... but it is VITAL that you never lose sight of sound, basic handicapping techniques!! Without these skills, your success will always be limited. Proper application of these concepts can make the difference between a healthy profit or a bitter loss. This article will focus on contender selection and its significance in selecting the winner.

## CONTENDER SELECTION

Choosing the contenders in a race is probably more important than you think. It is not just a matter of including the potential winner in your calculations ... handicapping every horse in the field would solve that problem! It also serves a greater purpose than simply "saving time" (although this is valuable as well). The most vital aspect of proper contender selection is that it allows you to compare the figures of horses who can COMPETE against one another. For example:

					hd	nk	2	4
Horse A:	6 flgs.	22.3	45.4	110.2	2	1	1	1
					2	1	hd	1
Horse B:	6 flgs.	23.1	46.2	111.0	3	3	2	4

On the surface it certainly appears that horse 'A' is the superior animal. Oh, I forgot to mention that horse 'A' ran that race in a \$10,000 claimer, and 'B' was entered in a \$25,000 allowance race where the conditions read NW2. Certainly this must change our opinion of who is best suited to compete! On the other hand, I neglected to tell you that horse 'B' hasn't raced in three months ... so which of these horses CAN compete today?

As handicappers we are continually forced to make decisions about who can or can't compete under today's conditions. When looking for such an animal we should choose horses that meet three criteria: Recency, Proper Class Placement, and Form.

1) RECENCY - A "recent last race" is one that was run within 30 days. Some handicappers prefer a three week restriction, but 30 days works best at most tracks. A horse MAY still qualify as a contender if he is returning after a layoff ... under certain circumstances. Specifically, you would look for previous ability to run well after a layoff. You might also look for a substantial class advantage over the top selections. More on this in future articles.

2) PROPER CLASS PLACEMENT - An in depth study of major and minor tracks has demonstrated that horses will seldom be able to successfully compete when they are rising 30% or more in class ... UNLESS they won their last race impressively, or UNLESS they have a real advantage in APV/EPS over the top contenders.

It is logical to assume that if a horse easily disposed of his competitors, he is in peak condition. The following chart will guide you as to how much in class a horse can rise, depending upon the strength of the winning margin shown in the pace line race.

HORSES WINNING MARGIN	0 - 1 3/4	2 - 4	4 & UP
ACCEPTABLE CLASS RISE	30%	40%	55%

The class level chart that was in the "yellow manual" (Phase III) is still an excellent gauge for comparing class categories. For example, it is simple to assess that a horse going from a \$12,500 claimer to a \$17,500 claimer is rising 40 % in class. However, how would you compare a horse that just graduated in a \$12,000 maiden claiming race, and is facing winners at \$8,500 today? Although the conditions of the race will modify the "class" to a certain extent, the chart shows that a maiden \$12,000 race is the equivalent of a \$5,000 straight claiming event. Understanding this, we have a common ground with which we can compare the two class categories. The maiden horse is going up 70% in class!! This is calculated in the following way:

$$8,500 / 5,000 = 1.70$$

Always divide the larger number by the smaller number. Deduct "1" from the result to determine the percent of class change. Again, more on this in a future article.

3) FORM - Naturally, it is of little consequence that a horse qualifies by recency and proper class placement if he is on the down side of his form cycle! What you should look for are signs of EARLY SPEED, or LATE SPEED. It is preferable for the horses running style to match that which the track bias favors, but this is not necessary to be considered a contender. Also, look closely at the horse that appears to have run an even race, but made a strong "hidden move".

8	8	7	2
4	5	5	4

This horse closed six lengths in the final furlong of the race, and may snare you a good price if it is properly placed today.

\*\*\*\*BEFORE PROCEEDING FURTHER, HANDICAP THIS RACE YOURSELF\*\*\*\*

8

BELMONT

5/23/87



1 MILE. (1.33) 57th Running THE ACORN (Grade 1). Purse \$150,000 added. Triple Crown for Fillies 1st Leg. Fillies, 3-year-olds. By subscription of \$300 each, which should accompany the nomination; \$2,400 to pass the entry box, with \$150,000 added. The added money and all fees to be divided 60% to the winner, 22% to second, 12% to third and 6% to fourth. Weight, 121 lbs. Starters to be named at the closing time of entries. Trophies will be presented to the winning owner, trainer and jockey. A special permanent trophy will be presented to the owner of the winner of the Coaching Club American Oaks if the filly has also won the Acorn and the Mother Goose. Nominations closed Wednesday, May 6, 1987. Closed with 27 nominations.

## Coupled—Fiesta Gal and Chic Shirine.

## Tappiano \*

Own.—Frances A. Genter Stable

3May87- 8Aqu 1st 7f	22%	45%	1:23%
3May87-Grade III			
23Nov86- 8Aqu 1st 1 1/4	48%	1:13%	1:53%
23Nov86-Grade I			
1Nov86- 2SA 1st 1 1/4	45%	1:10%	1:43%
1Nov86-Grade I			
28Sep86- 6Bel my 7f	22%	45%	1:23%
28Sep86-Grade I			
25Aug86- 8Sar 1st 6f	22%	45%	1:11%
25Aug86-Grade I			
11Aug86- 6Sar 1st 5f	21%	45%	59

LATEST WORKOUTS May 21 Bel

B. f. 3, by Fappiano—Tamllette, by In Reality  
Br.—Genter Frances A Stable (Fla)  
Tr.—Schulhofer Filnt S

Comely	5	1	52	31	69	712	Cruguet J	121	*.40e	71-21 Devil's Bride 1164 Oh So Precious 1162 ValidLine 1141 Wide, tired 7
Oemoiselle	7	2	2nd	11	15	16	Cruguet J	121	*.40	69-23 Tappiano 1216 Soaring Princess 1124 Graceful Darby 1122 Ridden out 7
Br Cp Juv F	2	2	2	11	23	25	Cruguet J	119	2.50	79-13 Brave Raj 1191 Tappiano 1193 Saros Brig 1192 Weakened 12
Malron	2	3	21	1nd	15	13	Cruguet J	119	*.80	85-15 Tappiano 1193 Sea Basque 1193 Daytime Princess 1191 Ridden out 5
Spinaway	3	3	21	13	16	16	Cruguet J	119	1.70	83-19 Tppino 1191 Our Little Mrgit 1191 Dytim Princess 1193 Bobbed st., clear 4
Md Sp Wt	5	2	12	14	16	16	Cruguet J	117	2.10	91-17 Tappiano 1174 Liswaki 1172 American Revelation 1173 Ridden out 10

3f gd :37 b May 16 Bel 4f 1st :46 1/2 h

Lifetime 1987 1 0 0 0 \$572,820  
6 4 1 0 1986 5 4 1 0 \$572,820

121	71-21 Devil's Bride 1164 Oh So Precious 1162 ValidLine 1141 Wide, tired 7
69-23 Tappiano 1216 Soaring Princess 1124 Graceful Darby 1122 Ridden out 7	
79-13 Brave Raj 1191 Tappiano 1193 Saros Brig 1192 Weakened 12	
85-15 Tappiano 1193 Sea Basque 1193 Daytime Princess 1191 Ridden out 5	
83-19 Tppino 1191 Our Little Mrgit 1191 Dytim Princess 1193 Bobbed st., clear 4	
91-17 Tappiano 1174 Liswaki 1172 American Revelation 1173 Ridden out 10	

## Devil's Bride

Own.—Oak Cliff Stable

3May87- 8Aqu 1st 7f	22%	45%	1:23%
3May87-Grade III			
11Mar87- 8SA 1m 6f 1	20%	44	1:16
21Feb87- 8SA 1st 1	45%	1:10	1:36%
21Feb87-Grade II			
21Jan87- 8SA 1st 1	46%	1:11	1:37%
29Dec86- 7SA 1st 6f	21%	44 1/2	1:10
30Nov86- 6Hol 1st 6f	21%	45%	1:10%
18Oct86- 6SA 1st 6f 1	21%	45%	1:13%

LATEST WORKOUTS May 18 Bel

Gr. f. 3, by Caro—Salan's Pride, by Crimson Salan  
Br.—Oak Cliff Thoroughbreds Ltd (Ky)  
Tr.—Gosden John H M

Comely	4	3	11	11	16	14	Meza R Q	116	3.60	83-21 Devil's Bride 1164 Oh So Precious 1162 ValidLine 1141 Ridden out 7
La Habra	1	7	11	11	12	11	Meza R Q	118	*2.00	79-21 Devil's Bride 1181 Fooly 1162 Timely Reserve 1181 Driving 8
Os Vignes	3	1	2nd	2nd	2	42	Meza R Q	119	2.80	82-14 Timely Assertion 1144 VrySub 1121 My Turbulent Bull 1141 Weakened 5
La Centla	8	1	12	12	13	13	Meza R Q	114	3.30	81-19 Devil's Bride 1143 Saros Brig 1164 Chic Shirine 1201 Driving 10
Alw 26000	7	2	12	15	15	13	Meza R Q	120	*2.20	88-14 Devil's Bride 1203 Perchance To Dream 1164 Buryyourbelief 1200 10
Md Sp Wt	1	6	2nd	11	13	16	Meza R Q	118	3.50	89-16 Devil's Bride 1186 Summer Sounds 1183 Dance All Summer 1182 12
Md Sp Wt	6	4	31	42	60	610	Pincay L Jr	117	2.30	63-20 Express Elevator 1174 Gulfstream Flyer 1172 Contracted 1171 7

6f 1st 1:11 1/2 h May 12 Bel 5f 1st :59 1/2 h

Lifetime 1987 4 3 0 0 \$152,290  
7 5 0 0 1986 3 2 0 0 \$24,200  
Turf 1 1 0 0 \$39,150

121	83-21 Devil's Bride 1164 Oh So Precious 1162 ValidLine 1141 Ridden out 7
79-21 Devil's Bride 1181 Fooly 1162 Timely Reserve 1181 Driving 8	
82-14 Timely Assertion 1144 VrySub 1121 My Turbulent Bull 1141 Weakened 5	
81-19 Devil's Bride 1143 Saros Brig 1164 Chic Shirine 1201 Driving 10	
88-14 Devil's Bride 1203 Perchance To Dream 1164 Buryyourbelief 1200 10	
89-16 Devil's Bride 1186 Summer Sounds 1183 Dance All Summer 1182 12	
63-20 Express Elevator 1174 Gulfstream Flyer 1172 Contracted 1171 7	

## Grecian Flight \*

Own.—Lindh H C B

15May87- 9Pim 1st 1 1/4	46%	1:11%	1:44%
15May87-Grade II			
3May87- 8Aqu 1st 7f	22%	45%	1:23%
3May87-Grade III			
18Apr87- 7Kee 1st 1 1/4	47	1:11%	1:44%
18Apr87-Grade I			
5Apr87- 8Aqu gd 7f	22%	46	1:23
4Jan87- 8Aqu 1st 1 1/4	47%	1:13%	1:46%
14Dec86- 8Aqu 1st 1 1/4	48%	1:12%	1:46%
14Dec86-Grade III			
26Nov86- 10Med sly 6f	22	45%	1:11%
15Nov86- 6Aqu 1st 6f	22%	46%	1:11%
2Nov86- 4Aqu 1st 6f	22%	46%	1:12%

LATEST WORKOUTS Apr 30 Aqu

Dk. b. or br. f. 3, by Cormorant—Green Greek, by Green Ticket  
Br.—Lindh Henry C B (NY)  
Tr.—Pierce Joseph H Jr

Bl Eyed Sus	6	4	45	31	13	13	Perret C	121	10.20	83-25 Grecian Flight 1213 Bal Du Bois 1212 Arctic Cloud 1210 Driving 10
Comely	1	5	31	41	26	47	Antley C W	116	9.10	76-21 Devil's Bride 1164 Oh So Precious 1162 Valid Line 1141 Tired 7
Ashland	9	7	64	54	71	817	Antley C W	118	3.90	66-20 Chic Shirine 1184 Buryyourbelief 1123 Our Little Mrgie 1122 Outrun 12
Bouwerie	4	5	2nd	12	18	19	Antley C W	118	*.40	86-15 Grecian Flight 1183 Peggy's Dream 1161 Chase The Dream 1181 Ridden out 10
Montauk	2	1	11	11	14	16	Romero R P	118	*.40	77-21 Grecian Flight 1183 Somekindafella 1174 Captain Len 1173 Handily 6
Templed	11	2	2nd	11	12	2nd	Romero R P	119	*2.20	74-20 Silent Turn 1194 Grecian Flight 1193 Chase The Dream 1194 Just failed 11
Holly	9	13	64	52	11	12	Romero R P	118	9.60	86-23 Grecian Flight 1183 Easter Mary 1133 ValidLine 1124 Going away 13
Alw 26500	5	4	11	11	13	17	Romero R P	121	*1.00	83-22 Grecian Flight 1213 Mss Empr 1184 Whidorsy 1161 Intermittent urging 10
Md Sp Wt	6	5	51	21	2nd	13	Antley C W	117	4.20	80-21 Grecian Flight 1173 Some Home 1171 Tchaika 1072 Ridden out 12

4f 1st :46 h Apr 15 Kee 5f sly 1:00 1/2 h

Lifetime 1987 5 3 0 0 \$191,639  
9 6 1 0 1986 4 3 1 0 \$11,460

121	83-25 Grecian Flight 1213 Bal Du Bois 1212 Arctic Cloud 1210 Driving 10
76-21 Devil's Bride 1164 Oh So Precious 1162 Valid Line 1141 Tired 7	
66-20 Chic Shirine 1184 Buryyourbelief 1123 Our Little Mrgie 1122 Outrun 12	
86-15 Grecian Flight 1183 Peggy's Dream 1161 Chase The Dream 1181 Ridden out 10	
77-21 Grecian Flight 1183 Somekindafella 1174 Captain Len 1173 Handily 6	
74-20 Silent Turn 1194 Grecian Flight 1193 Chase The Dream 1194 Just failed 11	
86-23 Grecian Flight 1183 Easter Mary 1133 ValidLine 1124 Going away 13	
83-22 Grecian Flight 1213 Mss Empr 1184 Whidorsy 1161 Intermittent urging 10	
80-21 Grecian Flight 1173 Some Home 1171 Tchaika 1072 Ridden out 12	

## Peggy's Dream

Own.—Smythe Margaret

1May87- 8Bel yr 7f	22%	47	1:27
25Apr87- 8Aqu gd 1	46	1:10%	1:36%
5Apr87- 8Aqu gd 7f	22%	46	1:23
22Mar87- 5Aqu 1st 7f	23%	47%	1:26
14Mar87- 7Aqu 1st 6f	22%	46%	1:13%
26Feb87- 5Aqu 1st 1 1/4	49%	1:15	1:47%
15Feb87- 8Aqu 1st 1 1/4	48%	1:15	1:49%
8Feb87- 6Aqu 1st 6f	22%	46%	1:13%
28Jan87- 4Aqu 1st 1 1/4	48%	1:13%	1:54%
4Jan87- 5Aqu gd 6f	23%	48	1:13%

LATEST WORKOUTS May 17 Bel tr. 1 5f 1st 1:02 1/2 b

B. f. 3, by Sir Wimborne—Cousins Three, by Elsa Great Day  
Br.—Smythe Margaret (NY)  
Tr.—Schaeffer Stephen

Alw 40000	4	8	823	822	810	78	Migliore R	112	4.70	61-47 Soliciting 1143 Unattended Date 1190 Altina 1194 Outrun 8
My Oib Apple	3	7	715	76	32	1nk	Migliore R	113	7.50	84-14 Peggy's Dream 1134 Omar Khaym 1184 Lane Qunder 1133 Up in time 8
Bouwerie	5	8	1015	911	391	293	Huesch D	116	8.90	76-15 Grecian Flight 1183 Peggy's Dream 1161 Chase The Dream 1181 Called 10
Alw 27000	1	4	49	49	21	12	Migliore R	121	3.00	71-25 Peggy's Dream 1213 Dazzling Daffodil 1164 Ginny Clare 1161 Driving 4
Alw 27000	1	4	1415	1410	62	12	Migliore R	116	18.50	75-28 Peggy's Dream 1161 If At First 1162 Adanna Dear 1161 Drew off 14
Alw 28500	5	8	96	44	48	49	Santagata H	116	9.60	62-23 Halley Hallelujah 1163 Gucci Gal 1161 If At First 1162 Outrun 3
Sag Harbor	1	9	911	1012	811	711	Santagata H	112	9.80	52-30 Chase The Dream 1185 Miss Empire 1124 Harvard Imp 1124 Outrun 10
Alw 27000	2	9	80	87	64	42	Santagata H	118	5.00	72-22 Found a Jewel 1162 Halley Hallelujah 1164 Ms. Jacques 1161 Rallied 9
Alw 28500	7	7	712	68	58	45	Santagata H	-b 116	4.80	63-18 Myra Leah 1213 Gucci Gal 1164 Holly's Pet 1161 Mild rally 7
Md Sp Wt	4	5	74	44	34	11	Santagata H	b 121	3.40	76-21 Peggy's Dream 1213 Creeker's Gal 1210 Jayer's Zeus 1113 Driving 10

4f 1st :49 1/2 b Apr 21 Bel 5f 1st 1:01 1/2 h

Lifetime 1987 10 4 1 0 \$110,932  
15 4 4 0 1986 5 M 3 0 \$17,390  
Turf 1 0 0 0

121	61-47 Soliciting 1143 Unattended Date 1190 Altina 1194 Outrun 8
84-14 Peggy's Dream 1134 Omar Khaym 1184 Lane Qunder 1133 Up in time 8	
76-15 Grecian Flight 1183 Peggy's Dream 1161 Chase The Dream 1181 Called 10	
71-25 Peggy's Dream 1213 Dazzling Daffodil 1164 Ginny Clare 1161 Driving 4	
75-28 Peggy's Dream 1161 If At First 1162 Adanna Dear 1161 Drew off 14	
62-23 Halley Hallelujah 1163 Gucci Gal 1161 If At First 1162 Outrun 3	
52-30 Chase The Dream 1185 Miss Empire 1124 Harvard Imp 1124 Outrun 10	
72-22 Found a Jewel 1162 Halley Hallelujah 1164 Ms. Jacques 1161 Rallied 9	
63-18 Myra Leah 1213 Gucci Gal 1164 Holly's Pet 1161 Mild rally 7	
76-21 Peggy's Dream 1213 Creeker's Gal 1210 Jayer's Zeus 1113 Driving 10	

## Fiesta Gal

Own.—Klein E V

7May87- 5Bel 1st 1 1/4	47%	1:12%	1:50%
13Apr87- 3Aqu my 1	47%	1:13	1:38
28Mar87- 2SA 1st 1 1/4	46%	1:11%	1:45
31Jan87- 4SA 1st 1	47%	1:12%	1:37%

LATEST WORKOUTS May 18 Bel 5f 1st 1:03 1/2 b

B. f. 3, by Alleged—Proud Pattle, by Noble Commander  
Br.—Bedford Farm, Inc. (Ky)  
Tr.—Lukas D Wayne

Alw 27000	5	2	31	1nd	13	12	Cordero A Jr	113	*.50	76-21 Fiesta Gal 1132 Love Touch 1194 Swept Off 1142 Ridden out 6
Md Sp Wt	1	4	43	11	14	18	Antley C W	113	4.10	76-26 Fiesta Gal 1132 Bristol Belle 1124 Vassouras 1136 Drew off 9
Md Sp Wt	6	8	811	610	493	26	Pincay L Jr	117	6.50	69-19 Silken Light 1174 Fiesta Gal 1174 American Drama 1171 9
Md Sp Wt	7	4	43	44	47	49	Stevens G L	117	5.70	72-15 You Make Me Happy 1172 Pink Slipper 1174 Northern Days 1174 8

May 1 Bel 5f 1st 1:02 1/2 b

Lifetime 1987 4 2 1 0 \$37,325  
4 2 1 0 1986 0 M 0 0 \$37,325

121	76-21 Fiesta Gal 1132 Love Touch 1194 Swept Off 1142 Ridden out 6
76-26 Fiesta Gal 1132 Bristol Belle 1124 Vassouras 1136 Drew off 9	
69-19 Silken Light 1174 Fiesta Gal 1174 American Drama 1171 9	
72-15 You Make Me Happy 1172 Pink Slipper 1174 Northern Days 1174 8	

## Doubles Partner

Own.—Oxford Stable

14May87- 4Bel 1st 7f	22%	45%	1:22%
15Apr87- 8GP sly 7f	22%	45%	1:23%
26Oct86- 9Aqu sly 4f	22%	46	1:11%
9Oct86- 4Bel 1st 6f	22%	46%	1:10%

LATEST WORKOUTS May 21 Bel 3f gd :37 b

B. f. 3, by Damascus—Fabuleux Jane, by Le Fabuleux  
Br.—Wilson Ralph C Jr (Md)  
Tr.—Hirsch William J Jr

Alw 26000	2	7	21	21	11	12	Romero R P	116	2.40	88-13 Doubles Partner 1162 Pocaillon 1164 m Quite High 1164 Driving 8
Alw 14000	4	6	63	54	46	48	Fires E	116	*2.60	79-25 Royal Tri 1163 Adorable Angel 1161 Kolucloo's Ruby 1182 Even 116
Md Sp Wt	4	8	78	55	1nd	13	Cordero A Jr	117	7.70	83-18 Doubles Partner 1173 Sunset Cloud 1174 Fin Timing 1172 Drew clear 11
Md Sp Wt	10	10	74	53	45	46	Romero R P	117	3.30	82-18 Fold the Flag 1172 Subtle Blend 1174 Tchaika 1071 No factor 13

May 7 Bel 3f 1st :38 b

Lifetime 1987 2 1 0 0 \$16,300  
4 2 0 0 1986 2 1 0 0 \$14,520

121	88-13 Doubles Partner 1162 Pocaillon 1164 m Quite High 1164 Driving 8
79-25 Royal Tri 1163 Adorable Angel 1161 Kolucloo's Ruby 1182 Even 116	
83-18 Doubles Partner 1173 Sunset Cloud 1174 Fin Timing 1172 Drew clear 11	
82-18 Fold the Flag 1172 Subtle Blend 1174 Tchaika 1071 No factor 13	

**Chic Shirine**

Own.—Alexander E G

1May87- 9CD 1st 1 1/4	.46%	1:10%	1:50%
1May87-Grade I			
18Apr87- 7Kee 1st 1 1/4	.47	1:11%	1:44%
18Apr87-Grade I			
31Jan87- 8SA 1st 7 1/2	.22%	.45%	1:22%
31Jan87-Grade III			
21Jan87- 8SA 1st 1	.46%	1:11	1:37%
4Jan87- 8BM my 1	.46%	1:12%	1:38%
20Dec86- 6Hol 1st 7 1/2	.22%	.45%	1:24
13Nov86- 5Aqu gd 6 1/2	.23%	.47%	1:12
26Oct86- 5Aqu sly 6 1/2	.22%	.46	1:11%

**Valid Line \***

Own.—Weiner S J

3May87- 8Aqu 1st 7 1/2	.22%	.45%	1:23%
3May87-Grade III			
17Apr87- 6Sul sly 6 1/2	.22%	.47%	1:13
1Apr87- 5Aqu 1st 6 1/2	.22%	.46%	1:10%
26Nov86- 10Med sly 6 1/2	.22	.45%	1:11%
11Sep86- 4Bel 1st 6 1/2	.22%	.46%	1:11%

**Hedgeabout**

Own.—Regal Oak Farm

3May87- 7Bel 1st 7 1/2	.23	.47	1:25%
26Apr87- 6Aqu 1st 7 1/2	.22%	.45%	1:23%
15Apr87- 7Aqu 1st 7 1/2	.22%	.45%	1:22%
1Apr87- 5Aqu 1st 6 1/2	.22%	.46%	1:10%
30Jan87- 5Aqu my 6 1/2	.22%	.47	1:14%
16Jan87- 6Aqu 1st 6 1/2	.22%	.46%	1:11%
25Jun86- 4Bel 1st 5 1/2	.22%	.46	1:05

**Bound \***

Own.—Claiborne Farm

18Apr87- 7Kee 1st 1 1/4	.47	1:11%	1:44%
18Apr87-Grade I			
4Apr87- 7Kee my 7 1/2	.28%		
4Apr87- Appeared to shy shortly after start			
8Mar87- 6GP 1st 6 1/2	.22%	.46	1:12%
4Oct86- 7Kee 1st 1 1/4	.49%	1:13%	1:45%
4Oct86-Grade II			
10Sep86- 8Bel 1st 6 1/2	.22%	.45%	1:18%
10Sep86-Grade II			
17Aug86- 15Sar my 6 1/2	.22	.45%	1:10%
3Aug86- 6Sar my 6 1/2	.21%	.45%	1:11%

**Miss Empire**

Own.—Perez R

1May87- 9CD 1st 1 1/4	.46%	1:10%	1:50%
1May87-Grade I			
20Apr87- 7Aqu 1st 1	.48%	1:13%	1:39
15Mar87- 8Aqu 1st 1 1/4	.48%	1:13	1:51%
15Feb87- 8Aqu 1st 1 1/4	.48%	1:15	1:49%
7Feb87- 8Aqu 1st 1 1/4	.47%	1:13%	1:46
7Jan87- 8Aqu 1st 6 1/2	.23%	.47%	1:13%
6Dec86- 8Aqu 1st 1 1/4	.47%	1:12%	1:54
27Nov86- 7Aqu gd 7 1/2	.23%	.47%	1:27
15Nov86- 8Aqu 1st 6 1/2	.22%	.46%	1:11%
8Nov86- 7Aqu sly 1	.45%	1:11%	1:37%

**Angelina County**

Own.—Miller Carey K

8Feb87- 8Lri 1st 1	.47%	1:13	1:39%
19Jan87- 8Lri sly 1	.48%	1:14%	1:39%
1Jan87- 8Pha 1st 6 1/2	.22%	.46	1:12%
17Dec86- 8Pha 1st 6 1/2	.22%	.46%	1:11%
29Nov86- 5Lri 1st 6 1/2	.22%	.47%	1:12%

**Lady Ashland**

Own.—Frederland E M

16May87- 4Pim 1st 6 1/2	.22%	.46%	1:12%
11Apr87- 8Pim 1st 6 1/2	.23%	.46%	1:11%
28Mar87- 5Pim gd 6 1/2	.23%	.47%	1:12

B. f. 3, by Mr Prospector—Toj Chic, by Blushing Groom

Br.—Alexander Emory (Ky)

Tr.—Lukas D Wayne

1May87- 9CD 1st 1 1/4	.46%	1:10%	1:50%
1May87-Grade I			
18Apr87- 7Kee 1st 1 1/4	.47	1:11%	1:44%
18Apr87-Grade I			
31Jan87- 8SA 1st 7 1/2	.22%	.45%	1:22%
31Jan87-Grade III			
21Jan87- 8SA 1st 1	.46%	1:11	1:37%
4Jan87- 8BM my 1	.46%	1:12%	1:38%
20Dec86- 6Hol 1st 7 1/2	.22%	.45%	1:24
13Nov86- 5Aqu gd 6 1/2	.23%	.47%	1:12
26Oct86- 5Aqu sly 6 1/2	.22%	.46	1:11%

B. f. 3, by Valid Appeal—Cruline, by Roman Line

Br.—Berryhill Farm (Fla)

Tr.—Manning Dennis

3May87- 8Aqu 1st 7 1/2	.22%	.45%	1:23%
3May87-Grade III			
17Apr87- 6Sul sly 6 1/2	.22%	.47%	1:13
1Apr87- 5Aqu 1st 6 1/2	.22%	.46%	1:10%
26Nov86- 10Med sly 6 1/2	.22	.45%	1:11%
11Sep86- 4Bel 1st 6 1/2	.22%	.46%	1:11%

B. f. 3, by Riva Ridge—Roundabout, by Never Bend

Br.—Regal Oak Farm (Fla)

Tr.—Dutrow Richard E

3May87- 7Bel 1st 7 1/2	.23	.47	1:25%
26Apr87- 6Aqu 1st 7 1/2	.22%	.45%	1:23%
15Apr87- 7Aqu 1st 7 1/2	.22%	.45%	1:22%
1Apr87- 5Aqu 1st 6 1/2	.22%	.46%	1:10%
30Jan87- 5Aqu my 6 1/2	.22%	.47	1:14%
16Jan87- 6Aqu 1st 6 1/2	.22%	.46%	1:11%
25Jun86- 4Bel 1st 5 1/2	.22%	.46	1:05

B. f. 3, by Mijinsky II—Special, by Forli

Br.—Claiborne Farm &amp; Gamely Corn (Ky)

Tr.—Stephens Woodford C

18Apr87- 7Kee 1st 1 1/4	.47	1:11%	1:44%
18Apr87-Grade I			
4Apr87- 7Kee my 7 1/2	.28%		
4Apr87- Appeared to shy shortly after start			
8Mar87- 6GP 1st 6 1/2	.22%	.46	1:12%
4Oct86- 7Kee 1st 1 1/4	.49%	1:13%	1:45%
4Oct86-Grade II			
10Sep86- 8Bel 1st 6 1/2	.22%	.45%	1:18%
10Sep86-Grade II			
17Aug86- 15Sar my 6 1/2	.22	.45%	1:10%
3Aug86- 6Sar my 6 1/2	.21%	.45%	1:11%

Ch. f. 3, by Classical Ballet—Cookie Jar, by My Gallant

Br.—Wadlow C &amp; Coleen (NY)

Tr.—Callejas Alfredo

1May87- 9CD 1st 1 1/4	.46%	1:10%	1:50%
1May87-Grade I			
20Apr87- 7Aqu 1st 1	.48%	1:13%	1:39
15Mar87- 8Aqu 1st 1 1/4	.48%	1:13	1:51%
15Feb87- 8Aqu 1st 1 1/4	.48%	1:15	1:49%
7Feb87- 8Aqu 1st 1 1/4	.47%	1:13%	1:46
7Jan87- 8Aqu 1st 6 1/2	.23%	.47%	1:13%
6Dec86- 8Aqu 1st 1 1/4	.47%	1:12%	1:54
27Nov86- 7Aqu gd 7 1/2	.23%	.47%	1:27
15Nov86- 8Aqu 1st 6 1/2	.22%	.46%	1:11%
8Nov86- 7Aqu sly 1	.45%	1:11%	1:37%

**Angeline County**

Own.—Miller Carey K

8Feb87- 8Lri 1st 1	.47%	1:13	1:39%
19Jan87- 8Lri sly 1	.48%	1:14%	1:39%
1Jan87- 8Pha 1st 6 1/2	.22%	.46	1:12%
17Dec86- 8Pha 1st 6 1/2	.22%	.46%	1:11%
29Nov86- 5Lri 1st 6 1/2	.22%	.47%	1:12%

**Lady Ashland**

Own.—Frederland E M

16May87- 4Pim 1st 6 1/2	.22%	.46%	1:12%
11Apr87- 8Pim 1st 6 1/2	.23%	.46%	1:11%
28Mar87- 5Pim gd 6 1/2	.23%	.47%	1:12

Lifetime 1987 5 2 1 1 \$173,633  
8 3 1 1 1986 3 1 0 0 \$10,450  
\$184,083

121	9.50e	79-12 Buryyourbelief 1212	Hometown Queen 1212	Super Cook 1212	8
118	16.20	83-20 Chic Shirine 1184	Buryyourbelief 1127	Our Little Margie 1132	12
119	14.20	82-15 Very Subtle 1224	Chic Shirine 1191	Young Flyer 1221	5
120	12.60	77-19 Devil's Bride 1141	Saros Brig 1164	Chic Shirine 1201	10
114	3.90	76-30 Chic Shirine 1141	Timely Assertion 1153	Quick Messenger 1177	8
118	3.80	84-15 Chic Shirine 1182	Hilo Baba 1184	Cee's Vigor 1181	8
117	10.20	65-20 Fine Timing 1174	Starita 1174	Finalmente 1174	Outrun 13
117	4.20	64-18 Doubles Partner 1173	Sunset Cloud 1174	Finalmente 1174	Tired 11

Lifetime 1987 3 2 0 1 \$34,608  
5 3 0 2 1986 2 1 0 1 \$21,836  
\$56,444

121	13.90	77-21 Devil's Bride 1164	Oh So Precious 1162	ValidLine 1141	In light early 7
122	*.40	76-33 ValidLine 1222	Pretty Prosecutor 1223	SolarFlash 1221	Ridden out 6
116	*1.10	87-18 Valid Line 1167	Hedgeabout 1167	I'm Quite High 1167	Driving 8
112	8.10	78-23 GrecianFlight 1182	EasterMary 1135	ValidLine 1124	Shuffled bk. st. 13
117	*2.60	85-21 Valid Line 1174	RullahRunner 1173	GracefulDarby 1172	Drew clear 12

Lifetime 1987 6 4 1 0 \$68,720  
7 4 1 0 1986 1 M 0 0  
\$68,720

121	*1.50	73-28 Hedgeabout 1131	SelfImage 1194	SoundingOff 1193	Bore out; clear 8
113	*1.70	83-21 Hedgeabout 1131	MusicalLark 1197	PeacefulAbove 1193	Drew clear 6
112	*1.00	87-19 Hedgeabout 1127	SteadyGaze 1195	Consecrated 1127	Ridden out 7
116	5.20	84-18 Valid Line 1162	Hedgeabout 1161	I'm Quite High 1162	Held place 8
121	*.60	65-22 Dazzling Daffodil 1161	Liswakil 1115	Ensign's Lady 1114	No factor 8
121	9.90	86-18 Hedgeabout 1216	Population 1212	SomeHome 1212	Ridden out 11
117	26.30	83-12 OurLittleMargie 1171	Nujinov 1174	FlyingKtun 1172	In close early 9

Lifetime 1987 3 0 2 0 \$26,822  
7 2 3 0 1986 4 2 1 0 \$71,366  
\$98,188

121	3.60	73-20 Chic Shirine 1184	Buryyourbelief 1127	Our Little Margie 1132	12
113	*.70	81-28 Fold the Flag 1131	Bound 1132	Arctic Cloud 1181	6
116	1.70	77-25 Julie the Flapper 1211	Bound 1161	All Away 1182	Bumped 7
118	*.20	80-16 Zero Minus 1184	Bound 1184	Desirous 1184	Frar. gate 7
113	*.40	78-20 CaeqExuberance 1162	SeaBasque 1121	MxiRuler 1124	No excuse 6
121	*.30	87-11 Bound 1219	Found a Jewel 1164	Karan Ann 1184	Easily 7
117	*1.80	82-16 Bound 1174	Gold On the Rocks 1174	Population 1171	Ridden out 14

Lifetime 1987 6 2 2 0 \$76,187  
15 3 5 0 1986 9 1 3 0 \$47,510  
\$123,697

121	65.00	83-12 Buryyourbelief 1212	Hometown Queen 1212	Super Cook 1212	8
110	*1.00	71-22 Miss Empire 1101	Halley Hallelujah 1094	Anglophile 1094	Driving 7
114	10.90	63-24 Super Cook 1213	Miss Empire 1143	FlyingKatuna 1184	2nd best 6
112	5.20	59-30 Chase The Dream 1185	Miss Empire 1121	HarvardImp 1124	Rallied 10
112	89.50	74-21 Quick Closing 1121	Super Cook 1141	Center Box 1142	Wide 9
116	4.40	76-21 Miss Empire 1161	Found a Jewel 1111	Royal Fab 1167	Driving 7
114	67.70	57-21 SwetEnvoy 1127	LoneQuadrant 1173	TroopCommandr 1134	Dwell st. 9
118	3.20e	57-29 R'a' Mae 1142	London Lassa 1114	Whatdatorsay 1164	Tired 9
118	9.60e	76-22 Grecian Flight 1217	Miss Empire 1184	Whatdatorsay 1161	Willingly 10
110	7.20	66-22 Speed Skating 1134	Troop Commander 1132	HotAmber 1134	Fog 9

Lifetime 1987 3 2 0 0 \$43,605  
5 3 0 1 1986 2 1 0 1 \$7,200  
\$50,805

121	11.60	74-24 AngelineCounty 1184	ColdVnus 1033	StAlthPlt 1182	8mpd, drew out 6
114	2.70	73-27 Angeline County 1144	Megahype 1174	Askrawhy 1153	Driving 8
115	9.00	71-31 Ray's Gift 1211	Evil Elaine 1212	JillofAllTrades 1141	Sluggish st. 12
118	4.00	83-20 Angeline County 1181	Speedy Jane 1131	Lady Lake 1182	Driving 12
112	41.50	71-25 ArcticCloud 1194	YouvHurs 1193	AnglnCounty 1124	Weakened 12

Lifetime 1987 3 2 0 0 \$5,900  
3 2 0 0 1986 0 M 0 0  
\$15,900

121	2.60	75-18 Outlasee 1161	I'm Out 1144	Pelican Bay 1151	Tired 8
120	*1.60	89-14 Lady Ashland 1201	NoMoreAlanca 1153	SwilAppeal 1202	Driving 7
114	8.60	86-20 Lady Ashland 1144	Willie's Cobra 1224	Zeus Belle 1141	Lasted 11

May 1 Pim 4f st: .47% h Apr 9 Pim 3f st: .36% b

This race is an excellent example of finding a logical longshot. We will examine the contenders in the race, then analyze the pace match-ups in the race, and finally do a computer analysis of the horses.

TAPPIANO - This horse did not run it's usual sharp race after returning from a five month layoff. If she managed to remain in contention TO THE STRETCH CALL, we would be justified in thinking that the horse would improve. Since she could not maintain her speed, we must dismiss her current abilities. ELIMINATE.

DEVIL'S BRIDE - This grey filly was installed as the 7/5 favorite by the betting crowd. Her sharp form in a grade III stake race demands her inclusion as a contender ... but notice that she is rising two levels in class! CONTENDER.

GRECIAN FLIGHT - Although New York State Breds tend to be lightly regarded, there is no denying that Grecian Flight is a quality horse. When she wins, she demolishes the field! Her winning effort at Pimlico is an appropriate pace line. CONTENDER.

PEGGY'S DREAM - The last race can be tossed out since it a first effort on turf. Notice that she still ran a strong race, closing 14 lengths between the second call and the finish. The April 25 race would be an indicative pace line, but is the horse a contender? The "NY OTB Apple" is a cheap, non-graded stake race. Peggy must be Dreaming if she thinks she can compete in a Grade I race!! Horses such as this are marked "NTW" (Not To Win). This means that although the horse has little chance to WIN the race, it may be able to place or show. Such a horse may be considered for inclusion in an exacta/quinella. NTW.

FIESTA GAL - Although this is a quality animal when racing at it's proper level, it is clearly out matched here. The class level chart shows that Fiesta Gal is rising four levels! NTW.

CHIC SHRINE - This horse is the second half of the Wayne Lucas entry (coupled with Fiesta Gal). She should be considered off the last race. The stretch call should be used instead of the finish of the race because today's distance is exactly one furlong less than the pace line race (the stretch call is made one furlong before the end of a race). Notice that she was fading rapidly after six furlongs, and may be on the down side of her form cycle. CONTENDER.

VALID LINE - Although running a creditable race in the Comely Stakes (Grade I), this horse is clearly at her best in allowance events. However, let's leave her in as a contender and use the last race as a pace line. Allow for the fact that she may improve slightly since traffic problems were encountered in the last race. The April 17 race would be inadequate for a pace line due to the large class discrepancy. CONTENDER.

HEDGABOUT - Here is another case of a horse that was entered by an overly optimistic trainer. There is nothing to indicate that this horse can make a successful jump to a Grade I race. NTW.

DOUBLES\_PARTNER - Still another horse out of her league. NTW.

BOUND - This horse is returning from a brief lay off. Although she did run well after a previous lay off, the class of the return race was too low to make an adequate comparison. If you compare her APV/EPS to the top contenders in the race, she will be found lacking. Rather than eliminate this horse, let's consider her form from her previous, low class return race. This will dictate that we label her NTW.

MISS\_EMPIRE - This filly ran a mediocre race the first time she raced against quality competitors. She was never seriously in contention. While a more conservative player might have included this horse in his figures, I did not see how she could possibly be a threat at this level, and thus discarded her. ELIMINATE.

ANGELINA\_COUNTY - Once again, a horse such as this would totally mislead a handicapper who seriously considered her. While she is sharp when running in allowance and cheap stake races, it is foolish to give her much credence in a race such as the Acorn Stakes. NTW.

LADY\_ASHLAND - Hopelessly outclassed, and going off form as well. NTW.

#### ANALYZING\_PACE\_MATCH\_UPS

We have now established, using the three conditions for qualifying contenders, that only four entrants in today's race should be considered a threat to win. Six horses are listed as NTW and will only be considered if looking for the place or show horse. Two horses were completely eliminated.

Before consulting your computer to see "who has the best figures", take a few extra minutes to LOOK at the horses and their pace match ups. If you rely too heavily on a computer to handicap a race, you will lose sight of how the horses will relate to each other.

Let's take a look at the approximate half mile time of each horse in the race. We can use this information to paint a "pace picture" as to how the race is likely to shape itself. Normally we would examine the second call times of the horses, but since some contestants ran in sprints and others in routes, this is the most convenient form of comparison. To make these figures realistic, convert the route times into sprint times. This is done by deducting 2/5 of a second from the 1/2 mile time, and cutting the beaten lengths in half. Remember, these are rough projections since we are not incorporating variants ... still this type of preliminary analysis proves quite useful.

NAME	HALF MILE TIME	RANKING
Tappiano (ELIMINATE)	46.1	3
Devils Bride	45.8	2
Grecian Flight	46.7	5
Peggy's Dream (NTW)	47.0	8
Fiesta Gal (NTW)	46.8	6
Chic Shrine	46.1	3
Valid Line	45.8	2
Hedgeabout (NTW)	47.0	8
Doubles Partner (NTW)	45.3	1
Bound (NTW)	46.3	4
Miss Empire (ELIMINATE)	46.8	6
Angelina County (NTW)	46.9	7
Lady Ashland (NTW)	47.3	9

As you can see, horses that are not contenders can still be a factor in setting the pace in the race. According to our pace projection, at the half mile call Doubles Partner should be leading, closely followed by Devils Bride, Valid Line, Tappiano and Chic Shrine. This information can be very important if you hope to make a logical selection today.

We have already established that the NTW (class rise) horses usually fade after the second call in the race. Therefore, let's look at the PACE REQUIREMENTS each of the CONTENDERS need in order to win.

1) Devil's Bride - This horse demonstrates a clear need to get to the front. She never won a race where she could not manage at least a one length lead at the 1/2 mile pole. The two races shown where her speed was contested, she faded. Can a strong lead be obtained today? NO! Doubles Partner may be too outclassed to be a serious threat, but can Devil's Bride also shake off Valid Line, Tappiano and Chic Shrine? They should all be within 2/5 of a second of each other. Unless Devils Bride has become a better caliber horse since February 21, you can expect her to fade again as she did on that day.

2) Grecian Flight - This horse runs her best race coming from just off the pace. Our projections show her to be perfectly placed at the 1/2 mile and closing fast. When the NTW horses begin to fade, she should be in the picture with energy in reserve.

3) Chic Shrine - This horse shows the same tendency to fade as Devil's Bride ... when her speed is contested. Only once did she successfully fight her way to the wire, and that was in a cheap race at Bay Meadows. She should not be expected to hang on today.

4) Valid Line - Here is another horse with the same requirement. Without that big lead, there is no reason to expect she will threaten today.

Our preliminary projections would seem to indicate that Grecian Flight is a stand out play. I should emphasize that although this analysis appeared to be cumbersome, in reality it took no more than three well spent minutes. Now let's see how the electronic oracle sizes up the race.



## ULTRASCAN - WITH COMPUTER ADJUSTMENTS

NAME	APV%	US	UV	EP	LP	FW	%EARLY
DEVILS BRIDE	0.43	2	3	2	2	2	52.39
GRECIAN FLT.	0.57	1	1	3	1	3	52.09
CHIC SHRINE	0.61	3	2	1	3	1	53.04
VALID LINE	0.19	4	4	4	4	4	52.15

When I finally turn to my computer, I have already done my share of work ... it is time to let the machine do what it does best. My policy is to let the computer make all of the adjustments for me automatically. I must stress that such a practice would be disastrous if you are entering horses that are not true contenders.

Clearly, the two selections for win betting are Grecian Flight and Devil's Bride. Chic Shrine would be our third choice for consideration in an exacta play.

EIGHTH—\$189,300, 3-yos.; 57th Running The Acorn Stakes; 1 m. T.F.—:22.44%  
 1:09%, 1:35%. Off—4:56. Winner—Ok. b. or br. f. 3, by Cormorant-Green Greek.  
 Trainer—Joseph H. Pierce Jr.

Horses	Wt.	PP	1/4	1/2	Str.	Fin.	Jockeys	St.	Pl.	Sh.	Odd
4-Grecian Flight	121	3	4	4 1/2	1 1/2	1 3/4	Perrel	\$25.60	11.20	9.20	11.80
1a-Fiesta Gal	121	5	11	9 1/2	4 1/2	2 1/2	Cordero	—	6.60	5.00	5.90
9-Bound	121	10	9	7 1/2	3 1/2	3 1/4	Maple	—	—	5.20	7.80
a-Chic Shrine	121	6	6	6 1/2	5 1/2	4 1/2	Sanlos	—	—	—	5.90
Hedgeabout	121	8	10	8 1/2	6 1/2	5 1/2	Aniley	—	—	—	22.00
Miss Empire	121	11	12	11 1/2	7 1/2	6 1/4	Guerra	—	—	—	144.90
Doubles Partner	121	9	8	3 1/2	8 1/2	7 1/2	Romero	—	—	—	27.60
Peggy's Dream	121	4	13	13	10 1/2	8 1/2	Agliore	—	—	—	15.80
Valid Line	121	7	3	5 1/2	11 1/2	9 1/2	Beez	—	—	—	9.80
Devils Bride	121	2	2	2 1/2	2 1/2	10 1/2	Meza	—	—	—	1.40
Tappiano	121	1	1	1 1/2	9 1/2	11	Cruquet	—	—	—	4.10
Angolina County	121	12	5	10 1/2	12 1/2	12 1/2	Vasquez	—	—	—	40.70
Lady Ashland	121	13	7	12 1/2	13	13	Bailey	—	—	—	126.00

a-Coupled, \*Eased.

Exacta 4-1 paid \$122.60; Pick six 1-6-6-8-3-4; 6 winners paid \$64,287.00.

OTB-C-24.20 10.60 8.60; E-8.20 4.60; J-4.80. Exacta-116.40.

The horses we anticipated to fade when faced with a contentious second call did just that ... including the favorite, Devil's Bride.

In reality, I found the evidence in favor of Grecian Flight overwhelming. In light of the computer analysis and pace projections, I felt that my top play was so strong that I bet this horse alone to win (one horse betting is a rare practice for me). Although I did not bet the exacta, it would have paid off nicely since Chic Shrine was coupled with the actual place horse.

As a point of interest, it is instructive to note that the horses were fairly close to our projections as to where they would be placed at the half mile call. Naturally, this type of assessment is more accurate when there are few shippers and we can uniformly compare the second call times.

What would have happened if we included some horses into our figures who did NOT qualify as contenders? My computer program will accept no more than seven horses, so I will randomly chose a few more horses to add in.

## ULTRASCAN - WITH COMPUTER ADJUSTMENTS

NAME	APV%	US	UV	EP	LP	FW	%EARLY
DEVILS BRIDE	0.43	3	4	2	4	3	52.39
GRECIAN FLT.	0.57	2	1	5	2	4	52.09
CHIC SHRINE	0.61	6	3	1	6	2	53.04
VALID LINE	0.19	7	7	7	7	5	52.15
DOUBLES	0.19	5	6	3	5	3	52.5
FIESTA GAL	0.19	4	5	6	1	6	51.08
HEDGEABOUT	0.19	1	2	4	3	1	52.37

-----

You can see that including NTW horses only cloud the overall picture. Hedgeabout would seem to be a strong selection, which is false. Leaving horses of this caliber in your calculations will do more harm to your bankroll than you can imagine. However, a reasonable approach to contender and pace line selection will prove itself time after time. There is no doubt that many of the longshots going off at your track, are LOGICAL LONGSHOTS.

# PICKING CONTENDERS WITH ENERGY

BY DICK HAZEN

As I began to work more and more in the Sartin Methodology, I came to realize just how critical choosing contenders is. This started me looking for a way to identify horses that were legitimate contenders. I tried A.P.V., but though it did identify many winners, it left out the "cheap speed" horses that many times won at the tracks I play.

Using the top five morning line or consensus picks left me at the mercy of the newspapers and the race track. I hated being dependent on someone else for such basic information. With this in mind, I began to delve through my stack of Methodology manuals to try to come up with a better way.

One evening while listening to the Saratoga tapes, I heard Dr. Sartin say that you could use the highest Win Energy horse in a race and all other horses that were within .72 of that horse as your contenders. The statement clicked. I immediately started running old races through my computer and the results were great. I soon found that at my cheaper tracks, .72 wasn't enough of a spread, but the concept was solid.

Any of the computer programs that provide a Energy or Variant readout can be used. You can use the Phase III or Contender Scan Variant program, the Energy Calculator from Ultra Scan or of course Pargenerator Plus. There is no one program that works best. You use the pace of the horse (i.e. use beaten lengths) in each instance. You'll have to discover what the Energy parameters or spread is at your track with the program you're using.

I used Pargenerator Plus to obtain these figures, but as I said, any of the programs would do.

2ND RACE    PORTLAND MEADOWS    1/11/87

DEAD SERIOUS - has a POH Energy figure of 52.22.

COFFEE BREWING - has an Energy figure of 53.02.

DRUMMER STYX - has an Energy figure of 53.36, but has been off so long I didn't consider him as a win contender.

UP YOUR INCOME - he ran a bad race last time out, but it was a route, and he is a sprinter. I used his last sprint race to get an Energy figure of 52.86.

FIRST IN VIEW - has a figure of 53.47.

FASTER PLEASE - I think this horse is aptly named, and I threw him out.

GYPSY DRUMMER - does not get too long a look due to his 0-0-0 for 10 performance, but once in a while this type of horse has jumped up and bitten me. I ran him through and got a 52.16 just to be sure.

BEAU BOMBER - had a bad race last out, though he managed to gain on a very fast pace. 52.41.

DILONE - he is shipping from Yakama, which normally has much higher Energy levels than Portland. However, you'll notice the track variant for the line I used is a 42. This is a little unfair to the horse, so I made no further adjustment to the Energy figure of 52.29.

CROWN GOLD - is apparently coming off a very poor effort, but his Energy figure of 53.68 is the highest in the field. First glance many times doesn't tell the story.

Ranking them in order, the top five are:

CROWN GOLD	53.68
FIRST IN VIEW	53.47
COFFEE BREWING	53.02
UP YOUR INCOME	52.86
BEAU BOMBER	52.41

Looking over these Energy figures, you can see that CROWN GOLD and FIRST IN VIEW stand out above the others, with COFFEE BREWING also showing a good figure. CROWN GOLD won the race and COFFEE BREWING ran second. FIRST IN VIEW was out of the money. In running this race through my computer, I used only these three horses, because I have found that at this track, any horse over 53.00 is a standout. I felt that the chance of one of these three not winning was remote.

I also pay close attention to Percent of Early Energy, since even a high Energy horse can lose badly if its energy distribution is wrong for the track. As you use this method of picking contenders, you should become very aware of the % Early requirements of your track.

The second example race will need some adjustments, as it contains horses from many distances.

## 2nd Portland

6 FURLONGS. (1.09%) CLAIMING. Purse \$1,900. 4-year-olds and upward which have not won two races since October 24. Weight, 122 lbs. Non-winners of a race since October 24 allowed 3 lbs.; since April 28, 5 lbs. Claiming price \$3,200.

## Dead Serious

## STILLWELL T E

1125

B. g. 4, by Noble Caesar—Empress Knight, by Queen's Knight

Br.—Benson C E Jr (Cal)

1986 11 1 0 0

\$626

Tr.—Braden Floyd

1985 10 M 1 0

\$1,277

Own.—Braden D

Lifetime 21 1 1 0 \$1,903

27Dec86-2PM	6f :23 :47 1:14 qd	40 1175	52 45 56 87	Stillwell T E 12	4000 70-22 CoffeBrwng,K.C.Royl,ShdyVintn 12
28Nov86-2PM	6f :232 :48 1:144sy	96 122	41 76 121 121 134	Richards J L 11	4000 59-26 Rose'sChifRuir,Buidl,RstlssRunitly 12
9Nov86-7PM	6f :23 :47 1:143gd	30 120	66 101 102 101 123	Bryson D 9	8000 61-26 PopWnr,NickolsJohn,DnceASet 10
2Nov86-4PM	6f :23 :47 1:142ft	57 120	910 911 1011 851	Southwick W E 9	5000 70-26 SpceWrrror,GilntSm,SatimBoostr 10
18Oct86-6Sal	6f :234 :47 1:13 ft	9 117	35 68 69 67	Cervantes E D 4	5000 84-15 Just A LittleReb,Jim'sPilot,Macvet 8
26Sep86-3Sal	6f :241 :48 1:16 sy	4 117	42 32 2nd 1 1	Cervantes E D 4	M5000 76-17 Dead Serious, Dance ASet,Alabama 8
29Aug86-3Sal	6f :222 :45 1:104ft	117 120	73 63 98 119	Arias J C 11	M12500 76-13 Edie'sHome,ShastaTim,MaderFish 12
15Aug86-7Stk	5 1/2f :222 :46 1:044ft	28 118	99 81 51 520	Arias J C 8	M12500 73-09 ExotcMoton,WondrPlm,LoothWgn 9

Jan 5 PM 4f gd :50 2 b

Dec 21 PM 4f ft :49 4 b

Dec 3 PM 4f ft :50 1 bg

## Coffee Brewing

## KENNEY L D

122

Dk. h. or br. g. 5, by Holy War—Betty's Fancy, by Persia

Br.—Merriman Barbara S (Wash)

1986 14 3 0 1

\$2,550

Tr.—Babbitt Cliff

1985 2 M 0 1

\$625

Own.—Beck &amp; Babbitt

Lifetime 16 3 0 2 \$3,175

Entered 10Jan87- 2 PM

27Dec86-2PM	6f :23 :47 1:14 qd	73 122	1 1 1 1 1 1	Kenney L D 3	4000 77-22 CoffeBrwng,K.C.Royl,ShdyVintn 12
21Nov86-3PM	6f :221 :46 1:134sy	26 119	45 45 48 55	Troske M S 4	2500 73-27 RoomEnough,Btrnotbt,Iwnystid 10
31Oct86-6PM	6f :23 :47 1:15 ft	22 122	3nk 32 63 44	Troske M S 8	2500 68-31 Flush'sRoyAl,DetrmnTry,PrtyPul 9
17Oct86-10Sal	1 1/2 :47 1:14 1:47 ft	11 1105	33 43 716 722	Dalton S L 3	2500 67-15 SrRunnn'Prnc,MdgmT,DrdocN'Ern 8
11Oct86-2Sal	6f :233 :47 1:141ft	3 1165	45 4 32 35	Dalton S L 7	3500 80-11 FirstFvor,CinderHopp,CoffBrwng 8
26Sep86-8Sal	6f :233 :47 1:134sy	16 1105	45 45 59 6101	Dalton S L 3	2500 77-17 Sandy's Julie, Bobbie Bee, Waldorf 6
19Sep86-6Sal	5 1/2f :231 :46 1:062ft	3 1165	69 59 68 68 1	Dalton S L 6	2500 85-11 SharpChick,SiSntn,Kelly'sProspect 7
6Sep86-7Sal	5 1/2f :24 :47 1:072ft	8 5 1165	812 76 67 67 2	Kester J 8	4000 81-12 WaywardJorge,CheckPasser,Thebin 8

Dec 3 PM 4f ft :53 2 b

Nov 13 PM 3f ft :42 b

## Drummer Styx

## DAVIDSON J R

117

Dk. h. or br. g. 10, by Drum Fire—Boudoir Couquet, by Beau Purple

Br.—Grousemont Farm (Wash)

1986 9 1 4 1

\$2,744

Tr.—Hammersmith Mark

1985 16 3 2 2

\$12,075

Own.—Brockus Jennifer

Lifetime 87 15 14 10 \$75,677

Entered 9Jan87- 3 PM

26Apr86-6PM	6f :224 :45 1:131ft	*7-5 122	33 32 22 21	Maelfeyt B J 9	2500 80-24 Tripacate,DrummerStyx,WinHolme 9
12Apr86-4PM	6f :223 :46 1:14 ft	4 122	56 43 33 41 1	Nollar F J 6	4000 76-24 Sierr'sPlesure,HusumVily,Kinkinik 7
31Mar86-6PM	6f :23 :47 1:132ft	*7-5 122	74 63 34 32 1	Gonsalves F A 6	2500 77-4 Dno'sDy,JohnnyMowJo,DrmmrStyx 7
20Mar86-6PM	6f :222 :46 1:122ft	23 122	65 67 44 24 1	Davidson K J 8	4000 87-27 Gendrm,DrummerStyx,WstrnStory 9
9Mar86-7PM	1 :48 1:13 1:414gd	*3-5 122	34 34 3 23	Davidson K J 1	3200 71-25 SonoitOro,DrummerStyx,DoublJstr 8
27Feb86-7PM	6f :224 :47 1:133ft	*2 119	55 42 11 13 1	Davidson K J 2	2500 79-25 DrummerStyx, Sport, Dino's Day 8
22Feb86-6PM	6f :221 :46 1:131sy	5 122	88 66 25 21 1	Davidson K J 8	2500 79-26 PnroPrnc,DrummerStyx,KmchDud 10
31Jan86-8PM	6f :222 :46 1:142sy	4 119	66 69 81 6 1	Davidson K J 1	2500 59-28 EricosByont,Hid'NSkr,Howrd'sCrr 10

Dec 30 PM 4f gd :51 4 b

Dec 24 PM 3f sy :39 1 b

Nov 13 PM 5f ft :06 2 b

## Up Your Income

## SOUTHWICK W E

117

Dk. h. or br. g. 8, by Bendberrantal—Utalk, by Stable Talk

Br.—Anderson D A (Ore)

1986 10 2 0 2

\$3,048

Tr.—Anderson Don

1985 6 0 0 3

\$820

Own.—Anderson D

Lifetime 59 8 8 12 \$36,034

28Dec86-11PM	1 1/2 :48 1:14 1:492sy	4 119	56 44 614 711	Southwick WE 3	3200 58-28 Kinikink,MilitaryMerit,BeaverBob 11
12Dec86-7PM	6f :224 :47 1:13 qd	7 119	86 87 915 78 1	Boag M A 5	3200 73-22 Isocrnism,SinghKingShp,FrstInVw 12
22Nov86-2PM	6f :222 :46 1:122gd	19 119	98 99 815 811 2	Cunningham V 6	4000 73-21 Tip O'Lark,Hexapear,OnlyForGold 10
27Apr86-10PM	1 :47 1:13 1:42 sy	6 122	31 22 36 42 1	Terleski M H 2	5000 69-25 Sierr'sPlesur,SolrPnl,ChipO'Windy 10
13Apr86-4PM	6f :223 :46 1:132ft	3 122	43 34 22 1 1	Terleski M H 6	5000 80-24 UpYorIncom,FlyTThBnk,FrstInVw 10
4Apr86-6PM	6f :224 :47 1:123ft	4 122	43 43 34 32	Terleski M H 1	2500 82-23 OnlyForGold,ProprWn,UpYorIncom 9
28Mar86-3PM	6f :23 :47 1:131ft	2 122	33 44 43 43 1	Terleski M H 4	5000 78-23 Mr. Sea Bird,BeaverBob,BobbieBee 7
28Feb86-7PM	6f :222 :46 1:124ft	3 122	56 69 69 44 2	Stevens S A 2	4000 78-24 Dwerk, Ericos Bayonet, Mr.SeaBird 7

Dec 23 PM 5f sy :02 1 b

Dec 4 PM 5f ft :03 b

## First In View

## DALTON S L

1175

B. g. 8, by Master Jorge—Mantilla, by Old Pueblo

Br.—Wheeler R L (Ore)

1986 17 3 1 6

\$4,050

Tr.—Bischoff Eulia

1985 12 1 2 1

\$2,259

Own.—Lambie J

Lifetime 64 9 8 10 \$12,652

12Dec86-7PM	6f :224 :47 1:13 qd	9 122	31 31 31 33 1	Reilly L L 10	3200 78-22 Isocrnism,SinghKingShp,FrstInVw 12
28Nov86-7PM	6f :234 :46 1:14 sy	11 1145	1nd 1nd 13 14	Dalton S L 9	2500 77-28 FirstInView,FairSnt,KnlIneUpIn 12
2Nov86-6PM	1 :48 1:14 1:422ft	11 1175	1nd 1nd 11 610	Stillwell T E 2	5000 59-26 Lark's Flight, MadgmT,EraserToo 9
18Oct86-7Sal	1 :48 1:13 1:393ft	39 1095	41 51 68 610 1	Sanches J S 6	3250 81-15 Floin Too, SupremeLark,EraserToo 8
21Sep86-10Sal	1 :49 1:16 1:423gd	3 1125	41 76 815 818 2	Stillwell T E 7	2500 57-20 Clickspring, B WillieBlu,FlyLarkFly 8
12Sep86-6Sal	6f :23 :46 1:121ft	4 1175	71 71 81 88 1	Hendricks W L 6	2500 87-06 SovereignGallo,SiSantana,HlfPenny 8
28Aug86-9Sal	1 :48 1:13 1:401ft	4 1175	14 14 15 18	Hendricks W L 3	2500 88-17 First In View, Diabolito, JustWatch 7
17Aug86-10Sal	6f :24 :48 1:142ft	7 1135	11 21 21 21	Hendricks W L 6	2500 83-18 BlackCharde,FirstInView,Meritville 8

# **Faster Please**

**BAZE R C**

**119**

Own.—Lenard & Associates Inc

30Nov86-12PM 1 $\frac{1}{2}$ :481 1:142 1:483gd 35 1175  
21Nov86-10PM 1 $\frac{1}{2}$ :484 1:143 1:484sy 54 1175  
14Nov86-11PM 1 $\frac{1}{2}$ :484 1:15 1:493ft 36 1175  
7Nov86-11PM 1 $\frac{1}{2}$ :482 1:141 1:491sy 28 1145  
1Nov86-12PM 1 $\frac{1}{2}$ :491 1:152 1:493ft 32 1175  
28Aug86-8Sal 1 $\frac{1}{2}$ :473 1:14 1:474ft 32 1125  
25Aug86-6Sal 1:483 1:14 1:391ft 9 116  
28Jun86-10YM 1:454 1:114 1:401ft 32 122

B. g. 6, by Dominant Star—Goodbye Time, by Greco Time

Br.—Rural Land Farm & Turner (Wash)

1986 20 2 0 2 \$2,508

Tr.—McKay Ted

\$3,200

1985 16 0 1 0 \$1,160

Lifetime 52 4 3 5 \$12,873

Baze R C10 2500 56-23  
Baze R C6 4000 58-27  
Baze R C8 2500 65-27  
Baze R C4 2500 60-28  
Baze R C8 3200 58-25  
Baze C4 2500 78-17  
Baze R C4 3500 78-11  
Stillwell T1 2500 68-20

†ScurtyMn,BoldProphecy,NturDwn 12  
NorthrnRsr,FlgMstr,ChipO'Wino 9  
TIAASurgon,BidderNBInc,Ckcsprng 10  
BoldProphecy,Lrk'sFnl,LowTnnUsi 9  
Sink, Nations Victory, Clickspring 9  
Dream On Jon,Starcraft,BWillieBlu 5  
True Catch, DevilBoy,StanDenLark 6  
OvrIndExprss,DoublOdds,WBrNon 10

# **Gypsy Drummer**

**MERCADO V V**

**117**

Own.—Sachs R A

28Dec86-8PM 6f :223 :464 1:132sy 38 117  
12Dec86-10PM 6f :222 :462 1:124gd 144 120  
10Oct86-5Lga 6f :222 :471 1:142m 49 117  
25Sep86-6Lga 6f :222 :463 1:202sl 34 117  
12Sep86-3Lga 6f :221 :45 1:102ft 88 117  
27Aug86-5Lga 1 $\frac{1}{2}$ :47 1:122 1:444ft 81 1095  
7Aug86-5Lga 6f :214 :443 1:164ft 28 114  
23Jly86-5Lga 6f :22 :451 1:103ft 46 114  
Dec 1 PM 4sy :582 b

Dk. b. or br. g. 4, by Drum Fire—Vagrant Gypsy, by Knight in Armor

Br.—Culpepper Thoroughbreds (Wash)

1986 10 0 0 0

Tr.—Goldsmith Steve

\$3,200

1985 3 1 0 0 \$640

Lifetime 13 1 0 0

Mercado V V11 4000 68-28  
Mercado V V5 10000 72-22  
Hoverson C G8 8000 57-43  
Hoverson C G8 8000 49-51  
Best F5 10000 70-19  
Sanchez K A1 8000 57-21  
Loseth C8 8000 65-19  
Loseth C5 8000 76-18

Pul'sGry,EglsFlyHgh,TotlAuthority 12  
JimHenry,SwordAndSton,TrioBnd 12  
Indie'sGlint,SecrtBron,AUThDiffnc 9  
Hesmybuddy,ScrtBron,T.V.Dncing 10  
Sir Gregory, Weronaroli, Mr. K.M. 11  
ChnnelFevr,J.R.'sBrothr,Ks'sFolly 12  
MnOBl,PssOnThFim,KnotToShbby 12  
ClassyFighter,KingAusgus,Bueld 12

# **Beau Bomber**

**RICHARDS J L**

**119**

Own.—Crescendo Racing Stable

28Dec86-8PM 6f :223 :464 1:132sy 48 122  
5Dec86-8PM 6f :223 :47 1:133sy 15 122  
28Nov86-11PM 1:474 1:144 1:431sy 11 1205  
28Nov86—Distanced  
15Nov86-7PM 6f :224 :47 1:132ft 4 1175  
1Nov86-6PM 6f :223 :471 1:141ft 6 122  
30Aug86-7Sac 6f :224 :452 1:101ft 52 120  
22Aug86-4Sal 6f :23 :46 1:103ft 7 114  
13Aug86-8Slk 6f :222 :454 1:11 ft 14 115

B. g. 5, by Beau's Eagle—Casa Pacifica, by Nodouble

Br.—Quinn J (Cal)

1986 16 2 1 3 \$7,509

Tr.—Twitcheen Rhoda

\$3,200

1985 14 1 3 1 \$9,808

Lifetime 30 3 4 4 \$17,317

Richards J L5 4000 70-28  
Richards J L1 3200 70-27  
McGrath M A10 3200 —  
McGrath M3 3200 75-27  
McGrath M5 4000 71-25  
Stanley M K7 3200 84-12  
Stanley M K2 3200 86-16  
Stanley M K2 2500 95-12

Pul'sGry,EglsFlyHgh,TotlAuthority 12  
EglsFlyHigh,SqSpirt,Flush'sRoyAl 12  
GouchPss,NtionsVictory,TimbrHit 10  
Isocranism, Beau Bomber, Kabul 9  
Prairie Bond,Mezapear,Jove'sSailor 7  
CstofGold,Troymendous,Deuction 12  
BuBombr,HonysQurts,WinForLov 12  
BeuBomber,SonomCounty,Pt'sPet 10

# **Dilone**

**D'AMICO D L**

**1125**

Own.—Lissarrague C

Entered 9Jan87- 3 PM  
30Nov86-10YM 6f :224 :464 1:152sl 34 119  
30Nov86—Disqualified from purse money  
3May86-10YM 1:464 1:114 1:381ft 37 115  
3May86—Distanced  
3Nov86-8YM 5f :213 :453 1:04 ft 82 116  
20Oct86-7YM 6f :221 :451 1:10 ft 23 118  
14Oct86-7Lga 6f :214 :44 1:162ft 64 116  
6Oct86-2Lga 6f :22 :461 1:133m 44 114  
6Oct86—Bumped, steadied 5/8  
9Jun86-1Lga 6f :221 :453 1:164ft 43 1115  
9Jun86—Distanced  
16May86-5Lga 1 $\frac{1}{2}$ :471 1:121 1:451ft 120 1095  
Nov 26 YM 5f ft :42 b

Ch. g. 7, by Titular II—So Alert, by Pilot John

Br.—Larson J & Wanda (Wash)

1986 2 0 0 0

Tr.—Lissarrague Chris

\$3,200

1985 11 1 0 1 \$779

Lifetime 46 3 3 3 \$4,463

Wales D9 3200 60-42  
Velera A9 Penney H —  
Pruitt J5 4000 92-13  
Doll K Sr3 4000 90-08  
Ishihara J2 6250 77-22  
Drexler H3 5000 46-34  
Olguin R4 5000 —  
Olguin R12 4000 43-23

Friendly Atom, DrinkAToast,Dilone 9  
FoldEm,Gupo'sThng,SchClosngTm 9  
SnappyBill,MustTake,WeeBrNone 10  
Wee Bar None, Le Detente, Dilone 7  
Patrolman,Paul'sCousin,TuffTony 12  
IntrpdFr,OnfForOnf,NorthrnSurm 11  
Dee King, L'AmiDeSept,CoolSatin 10  
RobotBen,SatusWay,Gupo'sThing 12

# **Crown Gold**

**GONSALVES F A**

**117**

Own.—Willow Grove Farms

27Dec86-7PM 6f :223 :46 1:12 gd 44 123  
28Nov86-8YM 1:493 1:154 1:424sy 32 122  
22Nov86-8YM 1:463 1:103 1:371ft 22 122  
16Nov86-9YM 6f :222 :45 1:101ft 13 122  
9Nov86-6YM 6f :222 :45 1:102ft 14 122  
26Oct86-7YM 6f :232 :473 1:151m 92 122  
13Oct86-10Lga 1 $\frac{1}{2}$ :481 1:384 2:052ft 25 111  
8Oct86-5Lga 1 $\frac{1}{2}$ :472 1:123 1:454ft 62 117

B. g. 6, by Smugglin George—Goldbug, by Tenerosa

Br.—Goldberg P E (Wash)

1986 12 0 2 0 \$795

Tr.—Wilson Clint R

\$3,200

1985 2 0 0 0 \$174

Lifetime 31 4 3 4 \$10,939

Christian W P3 5000 75-22  
Christian W P3 4000 58-37  
Christian W M3 4000 87-12  
Christian W M1 6250 89-15  
Christian W M2 5000 88-13  
Pruitt J1 5000 60-40  
Dominguez R E6 4000 64-17  
Wales H3 4000 64-19

GritsAndSplit,Sierr'sPlsur,BoldTt 12  
RouteRider,CrownGold,Becky'sMax 5  
BdBoyJohn,Gupo'sViocty,RoutRdr 10  
SchuClosingTm,E.Z.Bnd,DckyJohn 10  
Mt.Vist,CrownGold,Stton'sWorthy 10  
DickeyJohn,E.Z.Bnd,ThouArtHndy 7  
JdgMNot,NorthrnRsr,Tgr'sHoldy 12  
LodeO'Luck,IdahoHick,LifesMiracle 9



**Double Effort****MCCOY P B**

Own.—Boos Mr—Mrs J

1175

Br.—Reiss J M (BC—C)

Tr.—Boos Jack

\$4,000

1986 17 4 1 1

\$6,603

Lifetime 27 5 1 2 \$9,055

1985 10 1 0 1

\$2,452

Entered 10Jan87- 2 PM

27Dec86-7PM	6f	:223	:46	1:12	gd	18	122	52	773	112112154	Lacoursiere L J9	5000	71-22	GritsAndSplit, Sierr's Plsur, BoldTtt	12	
14Dec86-9PM	6f	:221	:454	1:121sy		81	122	653	753	712	791	Lacoursiere L J7	6250	77-22	SkipTh, GritsAndSplit, FestenRstn	12
29Nov86-10PM	6f	:222	:463	1:131gd		91	122	421	421	421	101	Lacoursiere L J5	5000	81-30	DoubleEffort, Dwerk, TotlAuthority	12
18Nov86-8PM	6f	:223	:462	1:132sy		20	122	111	111	111	14	Lacoursiere L J1	4000	80-27	Double Effort, BeaverBob, Kenark	10
8Nov86-7PM	6f	:222	:463	1:134sy		41	122	33	21	211	109	Lacoursiere L J4	2500	78-30	Double Effort, SteelPipe, YouthPark	9
12Oct86-3EP	61f	:224	:464	1:194ft		22	1115	763	643	53	671	Solis R D5	4000	71-23	MnnyMstrd, HstyPrchs, JockyPrnc	10
4Oct86-3EP	61f	:222	:461	1:191ft		19	111	521	641	873	991	Mylrea D P6	4000	72-19	MnnyMstrd, Kyp'sKd, Rocky'sSct	10
24Sep86-6EP	61f	:222	:461	1:201m		47	1115	743	653	773	543	Mylrea D P9	4000	72-28	AlignqnsFlm, DltPssprt, WnngGm	10

24Sep86—Placed fourth through disqualification

**Princely Living****CERVANTES E D**

Own.—Cummings Patty M

119

B. g. 5, by Sensitive Prince—Joie de Vivre, by My Swallow

Br.—MacTier J A (Ky)

Tr.—Giovannone Larry

\$4,000

1987 1 0 0 0

\$76

Lifetime 16 2 4 2 \$8,587

1986 13 2 4 2

\$8,611

4Jan87-11PM	1	:474	1:42	1:414gd		41	122	915	910	612	5101	Cervantes E D5	4000	62-26	PerfectCheer, LifesMircl, D.E.B.Wrd	9
29Nov86-11PM	1	:48	1:51	1:433gd		4	122	521	11	32	42	Roag M A10	4000	61-30	StormSercher, DistntTrder, SeJckt	10
9Nov86-12PM	11/2	:48	1:44	1:501gd	*8-5	122	612	811	461	22		Dailey J R Jr1	c2500	63-26	SecurityMn, PrinclyLiving, LinSrvic	10
26Oct86-8PM	6f	:222	:463	1:142sy		51	122	55	44	351	413	Dailey J R Jr7	5000	73-28	FrnchCmmdr, WidCtCnn, KhtsFnl	8
5Oct86-3ASD	11/2	:48	1:13	1:452ft		71	116	11	11	1nd	32	Desilva A J1	Aw4330	85-20	JustAsSunny, RightBu, PrinclyLiving	5
27Sep86-6ASD	6f	:23	:47	1:124hy	*8-5	122	11	121	111	1no		Desilva A J7	5000	82-24	PrinclyLiving, JacksFlag, Norwest	10
13Sep86-7ASD	6f	:232	:464	1:13 ft	*23	122	431	441	421	2no		Kipling G4	5000	81-20	SDshr, PrinclyLiving, InstdofDncng	12
5Sep86-5ASD	6f	:233	:464	1:132ft	*23	120	23	21	21	111		Kipling G9	M3000	79-19	PrinclyLiving, BlngFutur, TmpoTm	11

Dec 30 PM 41 gd :551 b

**Rush To Power****KENNEY L D**

Own.—Dobson D &amp; R

122

B. g. 7, by Bold Forbes—French Coup, by Sensitive

Br.—Hunt N B (Ky)

Tr.—Dobson Rick

\$4,000

1987 1 1 0 0

\$1,200

Lifetime 57 9 9 6 \$65,751

1986 24 4 6 1

\$18,028

3Jan87-6PM	6f	:223	:462	1:123sy	*6-5	122	321	21	111	131		Kenney L D1	4000	84-30	RshTPr, SpldDsgntr, KngsEnvrnmnt	11
13Dec86-7PM	6f	:233	:463	1:123sy	*4-5	122	873	533	21	21		Davidson J R6	2500	83-20	HomsckAl, RshToPowr, KhlThCptn	12
18Nov86-7PM	6f	:224	:471	1:133sy		23	122	863	55	12	141	Davidson J R7	2500	79-27	RushToPower, Hid'NSkr, BickChrd	10
3Nov86-10Lga	11/2	:474	1:132	1:481m		12	1125	213	22	571	651	Gibson R G8	4000	48-32	Red Steel, Portal Drive, Ycrk Chr	12
24Oct86-7Lga	61f	:214	:443	1:162ft		20	119	841	1051	121	112131	Millis J W2	5000	73-21	G.L.Exprss, RdclDson, Roc'sRcky	12
11Oct86-2Lga	61f	:214	:443	1:151ft		11	119	733	54	561	451	Perrine L L10	4000	88-16	Cousin Scott, ElDiamante, Kenark	12
26Sep86-10Lga	6f	:22	:461	1:15 m		14	117	812	812	791	22	Perrine L L3	4000	59-45	ElDmont, RushToPowr, ElDstructo	12

26Sep86—Wide on turn

20Sep86-5Lga	6f	:213	:443	1:101ft		12	119	791	671	812	88	Delgadillo C8	5000	77-18	Rainy Evening, Steel Prince, J.Hon	8
--------------	----	------	------	---------	--	----	-----	-----	-----	-----	----	---------------	------	-------	------------------------------------	---

Dec 29 PM 31 sy :363 b

**Dr. Stoll \*****KNAPP K R**

Own.—Bob Stable

122

B. h. or br. h. 5, by Reflected Glory—Swoopy Wil, by Wil Rad

Br.—A Levy Thoroughbred Farm (Cal)

Tr.—Drebin Keith

\$4,000

1986 17 2 3 2

\$3,794

Lifetime 35 3 4 6 \$6,048

1985 18 1 1 4

\$2,254

22Nov86-7YM	1	:472	1:114	1:38 ft		31	120	773	743	31	131	Garcia R Jr1	5000	86-12	Dr. Stoll, Cloud Nine, Hindu Honey	9
18Nov86-7YM	1	:47	1:123	1:382ft		2	122	983	833	513	521	Garcia R Jr4	4000	82-15	Hopetodoit, HinduHoney, Spinnrfl	10
26Oct86-9YM	11/2	:501	1:163	1:52 m		61	112	753	421	11	12	Garcia R Jr2	Y M H	52-40	Dr. Stoll, Honey Wing, ForeverDoll	8
19Oct86-7YM	11/2	:48	1:123	1:511ft		3	122	691	65	42	23	White D5	4000	86-13	Liftum High, Dr. Stoll, Mr. Saga	6
11Oct86-7YM	1	:463	1:113	1:38 ft		41	122	853	43	421	313	Rammell C3	4000	84-18	Biggs Junction, LiftumHigh, Dr.Stoll	9
14Sep86-7YM	1	:473	1:131	1:404ft		*1	120	361	32	23	2no	Hester R E4	4000	72-18	Op's K. J., Dr. Stoll, Spinnerfall	6
6Sep86-7YM	1	:464	1:112	1:381ft		11	120	361	213	23	211	Hester R E5	4000	83-18	Gupo'sVlocty, Dr.Stoll, FishYourWilt	7
30Aug86-10Lga	11/2	:484	1:142	1:47 gd		46	116	861	84	511	812	Colton R10	5000	52-22	MusicBoy, LittleEdrie, WindyPrchr	12

Jan 5 PM 41 gd :541 b

**Gatactica****HOVERSON C A**

Own.—Gottberg Terry

122

B. h. or br. g. 3, by Drum Fire—Olallie, by Determine

Br.—Brulotte L &amp; B (Wash)

Tr.—Markle Dan

\$4,000

1986 22 1 4 5

\$9,295

Lifetime 86 6 16 20 \$89,947

1985 14 1 0 5

\$7,010

29Dec86-9PM	1	:483	1:151	1:422sy	*6-5	117	77	54	12	131		Hoverson C A7	4000	69-28	Gctic, ChkyVnton, SomkindKnight	10
30Nov86-8PM	6f	:222	:461	1:123gd		14	117	11151	113	711	63	Gonsalves F A7	6250	79-23	TP0'Lrk, Roc'sRcky, ThrghAndClr	11
31Oct86-10Lga	6f	:223	:462	1:123m		71	1175	1191	1081	871	631	Gibson R G7	4000	67-25	ImplidConsnt, SgSpirit, TwynsSibrr	12
18Oct86-10Lga	61f	:22	:444	1:164ft		7	1175	751	971	69	2nd	Gibson R G12	4000	85-16	BernieLittle, Gatactic, TwynsSibrr	12
4Oct86-10Lga	11/2	:47	1:122	1:462ft		41	1085	11151	1114	716	44	Gibson R G10	4000	63-28	RobotBen, DistntTrder, O' LuckyPet	12
28Sep86-10Lga	61f	:22	:452	1:18 gd		5	1085	1011	1013	914	571	Gibson R G4	5000	71-32	Lea'sScottie, Brb'sBoy, WntonWys	10
21Sep86-10Lga	61f	:22	:45	1:162ft		8	116	1213	1212	1121	161	Moore D7	6250	80-17	Dnzy'sRturn, LMqnum, Ppp'sGmbir	12
11Sep86-10Lga	61f	:22	:451	1:173ft		*41	113	912	973	643	21	Steiner J J7	4000	80-24	SkyGrey, Gatactica, BreezingBndit	12

11Sep86—Disqualified and placed seventh



NINTH RACE PORTLAND MEADOWS 1/11/87

FRENCH COMMANDER - returned from a layoff to run in two sprints, today is in a route. Many times this is a pattern of a router coming into form, but in this case as soon as I saw his Energy figure of 52.67, I knew I would only use this figure as part of my averages and not use this horse as a contender. I have found that Portland requires an Energy figure of close to 54.00 for a successful sprint to route effort.

SKIP THAT - 54.07 from a sprint.

WIND FROM THE WEST - receives nothing because he shows nothing.

DOUBLE EFFECT - double nothing.

PRINCELY LIVING - I used his second race back. It is obvious that in the last race, he faced a pace against which he just couldn't compete. His Energy figure is 50.11 from a route.

RUSH TO POWER - 54.08 from a sprint.

DR. STOLL - gets 53.31 in a route, but it is from faster Yakama.

GATACTICA - receives a 51.07 from a route.

CRAFT TEASE - such poor form I threw it out.

Now let's make the needed adjustments:

Route	51.07	Gatactica
	<u>50.11</u>	Princely
total	101.18	

divide by 2 to get an average of 50.59

Sprint	52.65	French
	54.07	Skip That
	<u>54.08</u>	Rush to Power
total	160.80	

divide by 3 to get an average of 53.60

Subtract the route average from the sprint average to get a sprint to route adjustment.

53.60
<u>-50.59</u>
3.01

We will subtract 3.01 from each sprinter. Next, we will reduce DR. STOLL's Energy by our track to track adjustment that we have determined from our Track Profiles. The results look like this:

FRENCH COMMANDER	49.64
SKIP THAT	51.06
PRINCELY LIVING	50.11
RUSH TO POWER	51.07
DR. STOLL	50.68
GATACTICA	51.07

Again, I chose to run only the top three Energy horses through my computer, using GATACTICA, RUSH TO POWER and SKIP THAT. In this case, they finished in exactly that order.

You will have noticed that though today's race is a mile and 1/16, I used one mile pace lines to make my averages and adjustments. I also ran the race through the computer as a one mile effort. If there had been a mile and 1/16 line for one or more contenders, I would have used it.

I hope that these two examples show you that using Energy to select contenders and base adjustments on really works. I find that I have the winner in my top five almost 95% of the time, and now that I've studied the 55% Solution place horse manual, I'm over 60% in finding the place horse. Third place isn't nearly as good, but I do well enough to bet the occasional trifecta.

Besides helping you pick contenders, I think that using Energy will help you develop a thorough working knowledge of your track and the other tracks on your circuit. It also helps your understanding of variants and the entire variant process.

If you normally adjust every race, you should soon see that it is not necessary. By using Energy to pick contenders, you will develop a sense of when to adjust and when not. By adjusting races that don't need it, you may many times adjust a standout horse down to mediocre levels. You don't need to lose too many races this way before you start to think twice about adjusting a race.

Most of you have heard Jim "The Hat" Bradshaw say that he doesn't use A.P.V., morning line or consensus picks to choose his contenders. He projects the pace of the race and chooses his contenders by how well they match up against that pace. At this stage of my career, this is as close as I can come to projecting the pace of the race. However, I find that the more I use Energy to choose my contenders, the more recognizable the winning horses are, by their pace lines.



# Harness Handicapping

PART 2



## PHASE II

BY DOC SARTIN

In this second installment of our Phase II Harness Handicapping procedure, we're going to examine two vital factors essential to picking winners.

- 1) The value of a length - either beaten or gained.
- 2) The importance of Sustained Pace in general and the final fraction in particular.

Let's examine a few sample times taken from the charts and note the fifths of a second differential at various quarter mile times.

### THE VALUE OF A LENGTH (One length equals 1/5 of a second)

33	second	quarter	.....	.36
32	"	"	.....	.36
31	"	"	.....	.36
30	"	"	.....	.37
29	"	"	.....	.38
28	"	"	.....	.39

What we can see from this is that at every quarter mile time within the effective range of a harness horse, the value of a length gained or lost is virtually the same. The is very different from thoroughbred racing, where the equivalent differences range from .47 to .33

### THE IMPORTANCE OF SUSTAINED PACE AND THE FINAL FRACTION

With rare exception, the final two fractions, relative to second call velocity, are the most important in harness racing. We find a direct reversal of the deceleration pattern shown by thoroughbreds. While it is almost unheard of for a thoroughbred to run its final fraction faster than the first, it is common in harness racing.

Therefore, Sustained Pace, and especially the final fraction are the most predictive readouts when evaluating sulky performances. To capitalize on this fact, we have two choices. Either to weight more heavily the final fraction of every horse, or to reduce the value of a beaten length.

#### VALUE OF A BEATEN LENGTH - USING 6 FEET

30	second	quarter	mile	time	.....	.20
29	"	"	"	"	.....	.21
28	"	"	"	"	.....	.22

So, the faster the close, the greater the velocity value at the faster times. By the same token, the value of each length of lead held by fading speed is diminished in accordance with reality.

Once again, we must accept that mathematics and physics do not care how long a horse and its buggy might ACTUALLY be, but are concerned only with the VALUE of that length relative to the formula being used to calculate it.

#### VALUE OF A BEATEN LENGTH - USING 10 FEET

32	second	quarter	mile	.....	.32
28	"	"	"	.....	.36

Whether using 10 feet or the old fifth of a second rule, we see an increase in beaten lengths value at the times get faster. However, since using ten feet effectively LESSENS the separation times represented by a length or any portion thereof, it is superior to a fifth of a second; though not nearly so much as with thoroughbreds.

For purposes of practicing Phase II, the following charts will suffice. They are constructed to use 11 feet per length, which because of the slower quarter times in harness racing we have found to be optimal.

## P A C E    i n    H A R N E S S

## R A C I N G

## Quarter Mile Times (1)

	27	27 1/5	27 2/5	27 3/5	27 4/5
W	48.59	48.53	48.18	47.93	47.48
NO	48.85	48.49	48.14	47.79	47.45
HD	48.81	48.46	48.10	47.75	47.41
1/4 DR HK	48.79	48.43	48.07	47.73	47.38
1/2	48.69	48.33	47.97	47.63	47.28
3/4	48.58	48.23	47.87	47.53	47.19
1	48.48	48.13	47.77	47.43	47.09
1 1/4	48.38	48.02	47.67	47.33	46.99
1 1/2	48.28	47.92	47.57	47.23	46.89
1 3/4	48.18	47.82	47.47	47.13	46.79
2	48.07	47.72	47.37	47.03	46.69
2 1/4	47.97	47.62	47.27	46.93	46.59
2 1/2	47.87	47.52	47.17	46.83	46.49
2 3/4	47.77	47.42	47.07	46.73	46.39
3	47.67	47.32	46.97	46.63	46.29
3 1/4	47.56	47.22	46.87	46.53	46.20
3 1/2	47.46	47.11	46.77	46.43	46.10
3 3/4	47.36	47.01	46.67	46.33	46.00
4	47.26	46.91	46.57	46.23	45.90
4 1/4	47.16	46.81	46.47	46.13	45.80
4 1/2	47.06	46.71	46.37	46.03	45.70
4 3/4	46.95	46.61	46.27	45.93	45.60
5	46.85	46.51	46.17	45.83	45.50

	28	28 1/5	28 2/5	28 3/5	28 4/5
W	47.14	46.81	46.48	46.15	45.83
NO	47.11	46.77	46.44	46.12	45.80
HD	47.07	46.74	46.41	46.08	45.76
1/4 DR HK	47.04	46.71	46.38	46.06	45.74
1/2	46.95	46.61	46.29	45.96	45.64
3/4	46.85	46.52	46.19	45.87	45.55
1	46.75	46.42	46.09	45.77	45.45
1 1/4	46.65	46.32	45.99	45.67	45.36
1 1/2	46.55	46.22	45.90	45.58	45.26
1 3/4	46.46	46.13	45.80	45.48	45.16
2	46.36	46.03	45.70	45.38	45.07
2 1/4	46.26	45.93	45.61	45.29	44.97
2 1/2	46.16	45.83	45.51	45.19	44.88
2 3/4	46.06	45.74	45.41	45.10	44.78
3	45.96	45.64	45.32	45.00	44.69
3 1/4	45.87	45.54	45.22	44.90	44.59
3 1/2	45.77	45.44	45.12	44.81	44.50
3 3/4	45.67	45.35	45.03	44.71	44.40
4	45.57	45.25	44.93	44.62	44.31
4 1/4	45.47	45.15	44.83	44.52	44.21
4 1/2	45.36	45.05	44.74	44.42	44.11
4 3/4	45.28	44.96	44.64	44.33	44.02
5	45.18	44.86	44.54	44.23	43.92

	29	29 1/5	29 2/5	29 3/5	29 4/5
W	45.52	45.21	44.90	44.59	44.30
NO	45.48	45.17	44.86	44.56	44.26
HD	45.45	45.14	44.83	44.53	44.23
1/4 DR HK	45.42	45.11	44.80	44.50	44.20
1/2	45.33	45.02	44.71	44.41	44.11
3/4	45.23	44.92	44.62	44.32	44.02
1	45.14	44.83	44.52	44.22	43.93
1 1/4	45.04	44.73	44.43	44.13	43.83
1 1/2	44.95	44.64	44.34	44.04	43.74
1 3/4	44.85	44.55	44.24	43.94	43.65
2	44.76	44.45	44.15	43.85	43.56
2 1/4	44.66	44.36	44.06	43.76	43.46
2 1/2	44.57	44.26	43.96	43.67	43.37
2 3/4	44.47	44.17	43.87	43.57	43.28
3	44.38	44.08	43.78	43.48	43.19
3 1/4	44.28	43.98	43.68	43.39	43.10
3 1/2	44.19	43.89	43.59	43.29	43.00
3 3/4	44.09	43.79	43.49	43.20	42.91
4	44.00	43.70	43.40	43.11	42.82
4 1/4	43.91	43.60	43.31	43.02	42.73
4 1/2	43.81	43.51	43.21	42.92	42.63
4 3/4	43.72	43.42	43.12	42.83	42.54
5	43.62	43.32	43.03	42.74	42.45

	30	30 1/5	30 2/5	30 3/5	30 4/5
W	44.00	43.71	43.42	43.14	42.86
NO	43.97	43.68	43.39	43.10	42.82
HD	43.93	43.64	43.36	43.07	42.79
1/4 DR HK	43.91	43.62	43.33	43.05	42.77
1/2	43.82	43.53	43.24	42.96	42.68
3/4	43.73	43.44	43.15	42.87	42.59
1	43.63	43.34	43.06	42.78	42.50
1 1/4	43.54	43.25	42.97	42.69	42.41
1 1/2	43.45	43.16	42.88	42.60	42.32
1 3/4	43.36	43.07	42.79	42.51	42.23
2	43.27	42.98	42.70	42.42	42.14
2 1/4	43.18	42.89	42.61	42.33	42.05
2 1/2	43.08	42.80	42.52	42.24	41.96
2 3/4	42.99	42.71	42.43	42.15	41.88
3	42.90	42.62	42.34	42.06	41.79
3 1/4	42.81	42.52	42.25	41.97	41.70
3 1/2	42.72	42.43	42.15	41.88	41.61
3 3/4	42.63	42.34	42.06	41.79	41.52
4	42.53	42.25	41.97	41.70	41.43
4 1/4	42.44	42.16	41.88	41.61	41.34
4 1/2	42.35	42.07	41.79	41.52	41.25
4 3/4	42.26	41.98	41.70	41.43	41.16
5	42.17	41.89	41.61	41.34	41.07

	<u>31.</u>	<u>31.1</u>	<u>31.2</u>	<u>31.3</u>	<u>31.4</u>
W	42.58	42.30	42.03	41.77	41.50
no	42.56	42.28	42.01	41.75	41.48
hd	42.54	42.26	41.98	41.73	41.45
nk- $\frac{1}{4}$	42.50	42.24	41.94	41.69	41.41
$\frac{1}{4}$	42.41	42.13	41.85	41.60	41.32
$\frac{3}{4}$	42.32	42.04	41.76	41.51	41.23
1	42.22	41.94	41.67	41.41	41.14
$1\frac{1}{4}$	42.13	41.85	41.58	41.33	40.05
$1\frac{1}{2}$	42.04	41.78	41.49	41.26	40.96
$1\text{-}3/4$	41.95	41.69	41.40	41.14	40.87
2	41.86	41.58	41.31	41.05	40.78
$2\frac{1}{4}$	41.77	41.48	41.22	40.95	40.69
$2\frac{1}{2}$	41.68	41.39	41.14	40.86	40.60
$2\text{-}3/4$	41.59	41.30	41.05	40.77	40.51
3	41.50	41.22	40.95	40.69	40.42
$3\frac{1}{4}$	41.42	41.13	40.86	40.60	40.33
$3\frac{1}{2}$	41.35	41.04	40.77	40.52	40.24
$3\text{-}3/4$	41.24	40.95	40.68	40.42	40.15
4	41.15	40.86	40.59	40.33	40.06
$4\frac{1}{4}$	41.07	40.77	40.50	40.24	39.97
$4\frac{1}{2}$	40.98	40.68	40.41	40.17	39.88
$4\text{-}3/4$	40.87	40.59	40.32	40.08	39.79
5	40.78	40.50	40.23	39.97	39.70

	<u>32.</u>	<u>32.1</u>	<u>32.2</u>	<u>32.3</u>	<u>32.4</u>
W	41.25	40.99	40.74	40.49	40.24
no	41.22	40.96	40.72	40.47	40.22
hd	41.18	40.94	40.69	40.44	40.20
nk- $\frac{1}{4}$	41.16	40.90	40.65	40.40	40.16
$\frac{1}{4}$	41.07	40.81	40.56	40.31	40.07
$\frac{3}{4}$	40.98	40.72	40.47	40.22	39.98
1	40.89	40.63	40.38	40.13	39.88
$1\frac{1}{4}$	40.80	40.54	40.20	40.04	39.79
$1\frac{1}{2}$	40.71	40.45	40.20	39.95	39.70
$1\text{-}3/4$	40.62	40.36	40.11	39.86	39.61
2	40.53	40.27	40.02	39.77	39.52
$2\frac{1}{4}$	40.44	40.18	39.94	39.66	39.43
$2\frac{1}{2}$	40.35	40.09	39.85	39.59	39.34
$2\text{-}3/4$	40.28	40.00	38.76	39.50	39.25
3	40.17	39.91	39.66	39.41	39.16
$3\frac{1}{4}$	40.08	39.82	39.57	39.32	39.07
$3\frac{1}{2}$	39.99	39.73	39.48	39.23	38.98
$3\text{-}3/4$	39.90	39.64	39.38	39.14	38.89
4	39.81	39.55	39.30	39.05	38.80
$4\frac{1}{4}$	39.72	39.46	39.22	39.96	38.71
$4\frac{1}{2}$	39.63	39.37	39.14	39.87	38.62
$4\text{-}3/4$	39.54	39.28	39.08	39.78	38.53
5	39.45	39.19	38.94	38.69	38.44

The type quality of these old charts is less than optimal. When the Phase III Harness manual is released, they will of course be re-done and enlarged. For now, they will serve as guides to understanding the underlying importance of PACE in harness racing.

	<u>33.</u>	<u>33.1</u>	<u>33.2</u>	<u>33.3</u>	<u>33.4</u>
W	40.00	39.75	39.52	39.28	39.05
no	39.07	39.72	39.49	39.25	39.03
hd	39.93	39.68	39.45	39.21	39.00
nk- $\frac{1}{4}$	39.89	39.65	39.43	39.19	38.96
$\frac{1}{4}$	39.80	39.56	39.34	39.10	38.87
$\frac{3}{4}$	39.71	39.48	39.25	39.01	38.78
$\frac{1}{2}$	39.64	39.39	39.16	38.92	38.69
$1\frac{1}{4}$	39.55	39.30	39.07	38.83	38.60
$1\frac{1}{2}$	39.46	39.21	38.98	38.74	38.51
$1-3/4$	39.37	39.12	38.89	38.65	38.42
2	39.28	39.03	38.80	38.56	38.33
$2\frac{1}{4}$	39.19	38.93	38.71	38.47	38.23
$2\frac{1}{2}$	39.10	38.84	38.62	38.38	38.13
$2-3/4$	39.01	38.75	38.53	38.29	38.04
3	38.92	38.67	38.44	38.20	37.97
$3\frac{1}{4}$	38.83	38.58	38.35	38.11	37.87
$3\frac{1}{2}$	38.74	38.49	38.26	38.02	37.79
$3-3/4$	38.65	38.40	38.17	37.93	37.70
4	38.56	38.31	38.08	37.84	37.61
$4\frac{1}{4}$	38.47	38.23	38.00	37.75	37.54
$4\frac{1}{2}$	38.38	38.14	37.91	37.66	37.44
$4-3/4$	38.29	38.05	37.82	37.57	37.35
5	38.21	37.96	37.73	37.48	37.26
	<u>34.</u>	<u>35.</u>			
	38.82	37.71			

Driver—STEVE DESOMER (5-1-1-1-34). Trainer—S. Desomer.									
Desmond									
	1	2	3	4	5	6	7	8	9
170001-400	1	201	1.801	1.571	1.571	1.571	1.571	1.571	1.571
170002-400	1	201	1.801	1.571	1.571	1.571	1.571	1.571	1.571
170003-400	1	201	1.801	1.571	1.571	1.571	1.571	1.571	1.571
170004-400	1	201	1.801	1.571	1.571	1.571	1.571	1.571	1.571
170005-400	1	201	1.801	1.571	1.571	1.571	1.571	1.571	1.571
170006-400	1	201	1.801	1.571	1.571	1.571	1.571	1.571	1.571
170007-400	1	201	1.801	1.571	1.571	1.571	1.571	1.571	1.571
170008-400	1	201	1.801	1.571	1.571	1.571	1.571	1.571	1.571
170009-400	1	201	1.801	1.571	1.571	1.571	1.571	1.571	1.571
170010-400	1	201	1.801	1.571	1.571	1.571	1.571	1.571	1.571

Driver—SHELLY SOUDREAU (16-3-1-2-253). Trainer—F. Thorsen.									
Bat Champ									
	1	2	3	4	5	6	7	8	9
170011-400	1	201	1.801	1.571	1.571	1.571	1.571	1.571	1.571
170012-400	1	201	1.801	1.571	1.571	1.571	1.571	1.571	1.571
170013-400	1	201	1.801	1.571	1.571	1.571	1.571	1.571	1.571
170014-400	1	201	1.801	1.571	1.571	1.571	1.571	1.571	1.571
170015-400	1	201	1.801	1.571	1.571	1.571	1.571	1.571	1.571
170016-400	1	201	1.801	1.571	1.571	1.571	1.571	1.571	1.571
170017-400	1	201	1.801	1.571	1.571	1.571	1.571	1.571	1.571
170018-400	1	201	1.801	1.571	1.571	1.571	1.571	1.571	1.571
170019-400	1	201	1.801	1.571	1.571	1.571	1.571	1.571	1.571
170020-400	1	201	1.801	1.571	1.571	1.571	1.571	1.571	1.571

\*\*\*\*\*

RACE # 1

	PHASE	III	HARNESS			
NAME	EP	SP	AP	FW	TS	HE
DSMND	2	1	1	2	2	2
BAT CH	1	2	2	1	1	1

EARLY PACE

DSMND

BAT CH

SUST. PACE

DSMND

BAT CH

FACTOR W

DSMND

BAT CH

RACE # 1

DSMND

...1....2....3....4....W...
43.71 43.71 44.59 46.98
.....
42.76 43.24 44.11 48.47 46.29

\*\*\*\*\*

CLASS: 1.29  
FW : 47.58  
EP 43 SP 45.74 AP 44.37  
TS 44.64 %EX 46.45

\*\*\*\*\*  
RACE # 1

BAT CHAMP

...1....2....3....4....W...
43.71 43.71 44.59 46.98
.....
43.71 42.76 45.99 46.33 46.16

\*\*\*\*\*

CLASS: .97  
FW : 47.13  
EP 43.24 SP 44.79 AP 44.02  
TS 44.64 %EX 46.84

\*\*\*\*\*

HIDDEN ENERGY

DSMND

BAT CH



Since these two past performance charts are from our 1982 Harness manual, they're a little (Editor's note - A LITTLE!) blurred from having been re-copied so many times, a source of vast irritation to Editor Schmidt. However, their clarity is not at issue. They merely serve to illustrate the normal acceleration that occurs in the later stages of a harness race. Since the opposite pattern is typical of thoroughbreds, it is important to understand the difference, since it is a key to successful harness handicapping.

Desmond starts off with a 42.76 feet per second first fraction and closed with a sizzling 48.47. Bat Champ opens with a 43.71 first quarter and closes at 46.33. However, it registered a 45.99 third fraction.

So while Desmond has a better Sustained Pace, Bat Champ has a higher Hidden Energy figure. A contentious Early Pace, coupled with high Hidden Energy is an ideal Win Energy pattern with sulkies. Desmond began its acceleration in the second fraction, while Bat Champ coasted in that frame, then came on sharply in the final two segments.

Even more than with thoroughbreds, behavioral patterns manifest through running styles are indicative.

NEXT TIME - we'll look at Parked Out, charting deceleration patterns and Hidden Energy.

# ANALYSIS OF A



# PROBLEM

# RACE

---

BY DICK SCHMIDT

This year, on the second weekend in July, we held a seminar/workshop in Omaha for advanced users of the Methodology. The seminar featured two of our newest handicapping tools, Contra Scan and of course Synergism. I must admit that I had never seen Contra Scan until I got to Omaha and Jim Bradshaw gave me a copy of it. I still haven't used it much. It has the "feel" of Ultra Scan to me, but is deadly at finding place horses.

Synergism is the big reason I haven't spent more time with Contra Scan. I do purely love that program. I have found that I am much more comfortable with the Phase III readouts and approach than I am with Ultra Scan. I think this is a personal preference and has a foundation in prejudice, not reality. In Omaha, the PIRCO staff was neatly divided, with Bob Purdy and myself preferring Phase III and Elton Smith and Jim Bradshaw being Ultra Scan users. Howard just uses whatever is in the nearest computer, but he is unique. No one else seems to be able to move from program to program the way he does and still succeed. At heart though, he's an Ultra Scan player also.

The reality, which this race will attempt to demonstrate, is that the program you use isn't nearly as important as which horses and pace lines you put into it. As you'll see, both Synergism and Contra Scan predict the top two finishers in order.

In Omaha, because all the participants were more advanced than the usual mixed bag at an open seminar, we went over the card with the group on Sunday morning, then we all repaired to the track to see how our pre-race analysis held up. For the instructors, this can be a stressful time. Normally, handicapping is a private affair. You tear up your mistakes and quietly dispose of the evidence. Getting up in front of a crowd and picking horses puts much more than money at risk, it puts your ego on the line. Because we are PIRCO hotshots, we are expected to blow into town, teach for two days, go to a strange track and then out perform the locals who see the track every racing day.

This was my first trip to Ak-Sar-Ben, and I was a little hesitant at first. However, I soon discovered that it was just another race track, and that the same techniques that work at Santa Anita and Hollywood Park worked here just fine. To quote Mr. Bradshaw: "Shoot, it ain't nothing but a dang horse race." By the time the 11th race rolled around, I was feeling pretty cocky. We had hit 7 out of 8 playable races and several exactas to boot. Bob Purdy, Jim Bradshaw and I had blown the Pick 6 because we didn't understand the way the

track was running. Just guessing, because of a deluge the night before, we figured the sprints would be Early, the routes Sustained. Nice guess, too bad we had it exactly backwards. By the third race, we had it figured out, and were well on our way to recouping our pick-6 losses.

In the fourth race, we had an absolute standout pay \$15.20, and key a very nice exacta. Our day was made and after that, we all just had fun and cashed tickets. While the others were fooling around with a race for two year old Nebraska bred fillies in the 10th, I skipped ahead to look at the 11th. Those of you who have heard me go over races at workshops or seminars know that I tend to be very conservative in my pace line selection. Conservative to the point that I have decided I was hurting my profit margin. For the past two or three months, I have been loosening up a bit. I still use the last pace line most of the time, but now it is no longer automatic.

Anyway, I found a pace line in the 11th that three months ago I'd have called crazy. It was a line that only a wild man like Michael Pizzolla would use. It also turned out to be the key to the race. My one mistake was, after putting the horses into my computer and while waiting for the results to appear, I showed the race to Howard. Very quietly, I asked if he thought I had made a serious error.

He not only liked the reasoning I used to pick that particular pace line, he promptly announced we had found a lock in the race. A horse that could do no worse than place. In a big loud voice, which no amount of shushing would quiet, he told everyone that Schmidt had struck and was guaranteeing this horse. Here was the key to the exacta, everybody. This horse will be in the top two. Suddenly, I was emotionally involved with this race. If I was completely wrong, it would be like having my pants taken down in front of 50 people. (Not a pretty sight)

Thankfully, the horse ran exactly as my numbers predicted it would, keying a \$45.80 \$2.00 exacta and a \$581.40 trifecta. We all went home happy that night.

Here is the race exactly as I saw it in the form. Based on 3 or 4 earlier sprints, Sustained pace was the key. Early Energy was running about 52%. Now, you know what I did going into the race. In fact, if you've ever played Ak-Sar-Ben, you probably know a lot more than I did.

To get the most out of this race, try to handicap it completely before you look at the results. I know it's tempting to peek to make sure you have the winner as a contender before you go to all the trouble of running the race through the computer, but unless you play fair and handicap the race under "game conditions," you won't get much out of the exercise. Once you know the winner and place horse, your subconscious will find a way to make them come out on top. So attack this race just as you would any race you were playing. Unless, that is, you've found a way to peek at the track.

## 11th Ak-Sar-Ben



6 FURLONGS. (1.07%) CLAIMING. Purse \$4,000. 4-year-olds and upward which have not won a race since February 12. Weight, 120 lbs. Claiming price \$5,000.

## Jekyll

Own.—B S Flint Inc.

120

4Jly87-7Aks	6f	:22.3	:45.4	1:12 ft	*9-5	120
21Jun87-5Aks	6f	:22.4	:46.2	1:12.3ft	*23	120
7Jun87-6Aks	6f	:22.3	:46.4	1:13.1ft	38	120
23May87-5Aks	6f	:22.2	:45.4	1:12 ft	26	114
1Mar87-2Bfr	6f	:22.1	:45.3	1:12.3ft	11	116
3Mar87-2Bfr	6f	:22.3	:46.1	1:11.4ft	15	116
18Feb87-11FG	1 1/4	:48.2	1:14	1:47 ft	7	115
12Feb87-7FG	6f	:22.2	:46.3	1:12 ft	54	115
23Jan87-2FG	6f	:23	:48	1:14.4ft	*23	115
2Jan87-6FG	6f	:22.2	:48.1	1:11.3ft	*23	115
Jun 5 Aks 4f ft :49 b						

B. g. 3, by Sheeky Greene—You Can't Tell, by Run for Nurse

Br.—Glorioso P A (Ky)

Tr.—Flint Bernard S

1987 10 8 3 8 \$3,020

1986 19 3 3 5 \$12,839

Turf 11 2 2 1 \$14,300

Lifetime 107 23 16 15 \$142,126

96 1/2 65 1/2 33 1/2 2nd Compton P12

90 65 1/2 57 2 1/2 Compton P9

91 1/2 77 1/2 43 2nd Compton P2

95 1/2 67 1/2 45 1/2 42 1/2 Compton P4

94 94 1/2 74 1/2 76 Ketner R4

31 1/2 65 1/2 83 1/2 91 1/2 Ketner R1

22 1/2 24 47 99 1/2 Leblanc K P8

87 1/2 76 65 1/2 77 1/2 Ketner R3

95 1/2 97 1/2 62 1/2 61 1/2 Rubbico P5

97 1/2 91 1/2 65 54 1/2 Dupuy A10

5000 77-22 Reynard, Jekyll, Pocket Boy 12

5000 73-23 EmmyAwd,Jekyll,BetterLookOut 12

5000 71-27 PrinceofFreedom,Jekyll,R.M.Spcl 12

5000 74-23 Kenala, Prusak, Sam's Blue Chip 11

5000 — That'sCredible,Hum'nSo,FullBend 12

5000 — ThTmIsNow,HmAndBstd,ClrThCr 12

5000 67-20 BondJmpt,MssonInOrbl,DvousDn 10

5000 77-17 BrassyDn,SltYmge,CndyAppleRed 12

5000 70-29 RoylProm,FrstCowboy,Mrcry'sEnvy 11

5000 83-17 NorthernFir,GoFlow,ThTmIsNow 12

## Mail The Coupon

Own.—Parell Florence H

120

28Jun87-7Aks	6f	:22.4	:46.2	1:12.2ft	63	120
14Jun87-3Aks	6f	:22.1	:46	1:11.3ft	26	115
3May87-5Aks	6f	:22.2	:46.3	1:13 ft	43	115.5
1May87-5Aks	6f	:22.2	:45.3	1:12.4ft	*3	114
25Apr87-5Aks	6f	:22	:46.3	1:12 ft	84	111.5
5Apr87-7Fon	6f	:23.1	:46.1	1:11.3ft	63	109.5
3Apr87—Bothered stretch						
13Mar87-9Fon	6f	:23.1	:46.3	1:12.2ft	73	117
13Mar87—Bumped wide into stretch						
1Mar87-7Fon	6f	:23.2	:47.3	1:14 m	43	117
20Feb87-6Fon	4f	:21.4	:44.4	1:14 ft	35	117
9Nov86-6LnN	6f	:24.3	:48.4	1:14.1ft	23	116
Jun 25 Aks 5f 1:02 b						

B. g. 4, by Our Gray—Hasty Harmony, by Sun David or Nevarullah

Br.—Fudge Glen E (Web)

Tr.—Martinez John

1987 9 0 1 0 \$1,953

1986 13 3 3 2 \$10,727

Lifetime 27 3 6 4 \$19,478

34 2nd 23 41 1/2 Doocy T T 1

54 1/2 42 1/2 32 1/2 47 Frazier D L 1

83 1/2 63 1/2 84 1/2 78 1/2 Bielby J A 4

32 1/2 33 1/2 91 1/2 108 1/2 Lively J 1

76 1/2 52 1/2 31 55 1/2 Jensen L D 1

22 1/2 1st 2nd Jensen L D 1

5000 73-24 Regal Edge, Cowboy Shoes, Coast 12

5000 72-23 SilverTrust,SmoothBow,ExpsGrd 12

5000 65-26 Silky Treego,Armijo,Jake,Downfall 12

5000 64-27 SmoothBow,BddyBrwn,BsssSlppr 11

7500 71-25 Cosstot,Din'sDelight,DncngAstro 10

7000 93-14 HighScion,MilTheCoupon,Brzinski 9

8000 84-15 Delovar, Kenala, Husak 10

8000 78-21 High Scion, Delovar, HoldtheBeans 10

8000 92-06 Jaime O., Sneaky Exit, Husak 10

7500 75-25 Jackson'sFrst,FourWshs,Rod'sHnch 8

## Jay's Meadow

Own.—Oakley Roletta

120

21Jun87-5Aks	6f	:22.4	:46.2	1:12.3ft	3	120
10Jun87-5Aks	6f	:22.4	:46.3	1:13 m	53	120
29May87-6Aks	6f	:22.4	:46.1	1:12.2ft	16	112
8May87-8Spt	6f	:22.4	:47	1:20.3ft	3	114
21Apr87-8Spt	6f	:23	:46.4	1:20 ft	94	114
7Apr87-8Spt	6f	:23.3	:47.3	1:20.2ft	94	114
23Mar87-1Spt	6f	:23.3	:47.1	1:20 ft	*3-2	117
19Mar87-3Spt	6f	:23.4	:47.4	1:14 ft	*2	117
9Mar87-7Spt	6f	:23.1	:47.3	1:20.1ft	17	117
27Feb87-5Spt	6f	:23.2	:48	1:13.4ft	7	117

B. g. 4, by Jay's Double—Victory Meadow, by Doubting Thomas

Br.—Locklear C (Ark)

Tr.—Donnie Larry

1987 10 8 3 1 \$5,709

1986 19 4 3 1 \$23,755

Lifetime 37 8 9 2 \$37,304

44 32 34 55 1/2 Doocy T T 1

62 1/2 63 33 1/2 23 Lively J 1

88 1/2 88 1/2 89 89 Lively J 4

84 1/2 75 1/2 33 1/2 21 Diaz J L 1

84 1/2 65 1/2 44 2 1/2 Diaz J L 1

94 1/2 87 90 61 1/2 Diaz J L 1

65 1/2 65 1/2 53 1/2 34 1/2 King E L Jr 1

64 1/2 57 1/2 55 1/2 57 1/2 Briggs F R 8

87 1/2 65 1/2 54 1/2 43 Radosevich J 1

88 1/2 74 1/2 56 1/2 71 1/2 Clark K D 1

5000 68-23 EmmyAwd,Jekyll,BetterLookOut 12

5000 69-31 Husak,Jay'sMeadow,SharpandSity 12

8000 66-30 Trust'UmAll,Tigeridge,ThunderStat 8

6250 73-26 CruzenDud,Jy'sMdw,ColdDecision 10

8080 76-28 Lyric Poet, Jay's Meadow, Piano 9

6250 73-25 MstcPrspctr,ApprngNghl,GldMsk 10

c5800 72-19 MyBrothrBob,BoldCdc,Jy'sMdw 10

7500 73-23 YorTm'sConn',MystcMss,FishAbv 10

8000 73-29 Delierio,RubberSoles,PlentyofFun 10

8000 70-25 Jeremy Jet, High Axe, Tan Jade 10

## Bosses Slipper

Own.—A Cheval Club

120

4Jly87-7Aks	6f	:22.3	:45.4	1:12 ft	27	120
20Jun87-5Aks	6f	:22.3	:46.2	1:12.4ft	14	120
6Jun87-10Aks	6f	:22.3	:46.2	1:12.3ft	9	114
22May87-9Aks	170	:49.2	1:14.2	1:46.1ft	43	114
14May87-9Aks	6f	:22.2	:45.3	1:12.4ft	20	114
26Apr87-3Aks	6f	:22.4	:46.3	1:13.2ft	11	114
23Apr87-8Fon	6f	:22.4	:46	1:12 ft	64	114
9Apr87-7Fon	6f	:23.1	:46.1	1:11.3ft	20	120
8Oct86-8LnN	170	:47	1:12.4	1:44.3ft	92	116
30Aug86-8CIs	6f	:22.4	:47.3	1:20 ft	73	114
May 13 Aks 3f ft :36 b						

Ch. c. 4, by Boss Hoss—Bee Magic Slipper, by Like Magic

Br.—Smith Helen K (Web)

Tr.—Benson Jeff

1987 8 8 8 1 \$1,170

1986 11 1 2 2 \$7,138

Lifetime 24 2 2 5 \$15,737

84 1/2 44 1/2 44 1/2 43 Doocy T T 1

62 1/2 53 1/2 10 1/2 10 1/2 Doocy T T 1

75 1/2 81 1/2 11 1/2 10 1/2 Sorenson D 1

53 1/2 63 1/2 77 1/2 45 1/2 Sorenson D 1

54 45 1/2 32 1/2 31 1/2 Doocy T T 1

54 42 69 97 1/2 Doocy T T 1

53 1/2 71 3/4 78 1/2 71 1/2 Jensen L D 2

67 1/2 65 91 1/2 91 1/2 Frazier D L 2

61 1/2 57 58 65 1/2 Jones R V 3

62 32 22 22 Greer T G 2

5000 74-22 Reynard, Jekyll, Pocket Boy 12

5000 60-26 GermanJck,HiddenHero,ReglEdge 12

5000 52-22 FoxiFlin,BuddyBrown,Rubn'sSpcl 11

5000 61-31 StatMan,MarchMagic,NewBandito 12

5000 72-27 SmoothBow,BddyBrwn,BsssSlppr 11

5000 82-23 Admr'l'sDrn,BddyBrown,SmoothBw 10

8000 75-12 Sneaky Exit, Sound Flag, HighScion 7

8000 75-14 HighScion,MilTheCoupon,Brzinski 9

14000 76-23 Sunolero,Rd'sBickKtll,Dncr'sOrphn 7

10000 83-21 NtveFell,BossSlipper,PonchosLty 7

## Boss Commander

Own.—Snell Robert M

120

6Jun87-10Aks	6f	:22.3	:46.2	1:12.3ft	30	114
22May87-9Aks	170	:49.2	1:14.2	1:46.1ft	28	114
2May87-3Aks	6f	:22.4	:46.3	1:13.2ft	10	114
23Apr87-2Fon	6f	:23.1	:46.3	1:12.1ft	11	117
8Apr87-7Fon	6f	:23	:47.1	1:13 ft	12	115
18Mar87-4Fon	6f	:23.2	:47.3	1:14.4m	32	114
18Mar87—Bothered start; Placed second through disqualification						
5Oct86-10LnN	1	:50.1	1:17.3	1:46.4ft	51	118
27Sep86-4LnN	170	:47.3	1:13.2	1:44.3ft	91	115
1Sep86-3CIs	170	:48.1	1:14.2	1:46.4ft	14	114
23Aug86-6CIs	6f	:23.1	:48	1:22.4ft	*4-5	114

B. c. 4, by Boss Hoss—Commanda Star, by Poona's Lark

Br.—Snell Robert (Web)

Tr.—Starosck Larry

1987 6 8 1 0 \$908

1986 15 1 1 2 \$3,702

Lifetime 28 2 2 2 \$6,248

10 1/3 10 1/3 8 1/2 7 1/4 Walker B J Jr 3

1 1/4 1 1/4 11 1/4 11 1/4 Blackstun KM 4

8 1/4 8 1/4 7 1/4 7 1/4 Walker B J Jr 5

8 1/4 8 1/4 6 1/4 7 1/4 Compton P 8

57 1/2 66 1/2 53 43 1/2 Blackstun KM 7

6 1/2 6 1/2 45 33 Blackstun KM 2

64 1/2 54 1/2 41 1/2 8 1/2 Lintner K 1

9 1/2 9 1/2 6 1/2 6 1/2 Lintner K 4

54 42 1/2 33 43 Lintner K 5

73 1/2 56 2 1/2 11 Lintner K 7

5000 63-22 FoxiFlin,BuddyBrown,Rubn'sSpcl 11

5000 52-31 StatMan,MarchMagic,NewBandito 12

5000 64-23 Admr'l'sDrn,BddyBrown,SmoothBw 10

5000 85-12 Prusak, Husak, Line Up Jack 10

5000 82-13 NtvpPrivi,DrnAlon,SpryCountyGng 10

5000 74-24 \$SpryCntGng,EpnsGrd,BssCommndr 9

5000 39-41 HiddenHero,AceMeOut,Larcenous 10

5000 73-15 CrookedDealer,EsyLover,FishyJck 10

5000 71-20 ChitM's,CrookedDelr,Rod'sRockl 10

5000 71-21 BossCommndr,Bokip,FleetPelgrn 10

**Senor Maestro**

Own.—Moore A

120

Ch. g. 7, by Crimson Satan—Bump n Hustle, by Hempen

Br.—Rutherford M G (Ky)

1987 10 0 1 3 \$1,983

Tr.—Moore Al

\$5,000 1986 15 3 4 0 \$6,804

4Jly87-7Aks	6f	:223	:454	1:12 ft	58	120	74 1/2	54 1/2	68 1/2	62 1/2	Cordova B J 11	5000	70-22	Reynard, Jekyll, Pocket Boy	12
31May87-5Aks	6f	:222	:463	1:13 ft	30	120	42	32	129 1/2	1210 1/2	Blackstun K M 11	5000	62-26	Silky Treego, Armijo Jake, Downfall	12
14May87-4Aks	6f	:222	:46	1:12 1/2 ft	20	120	64 1/2	76 1/2	101 1/2	101 1/2	Blackstun K M 3	5000	62-27	KnfPont, For Wy Wrror, Emmy Awd	12
14May87-9Aks	6f	:223	:47	1:13 1/2 ft	17	120	88 1/2	76 1/2	101 1/2	101 1/2	Greer T G 4	5000	57-32	Joyous Drby, Sr Southsd, Sm's BIChp	12
26Apr87-8Fon	6f	:231	:46	1:11 1/2 ft	3 1/2	115	56 1/2	54 1/2	36	32 1/2	Greer T G 2	5000	82-12	S.N.J. Exprss, MstrprcnOI, SnorMstro	8
22Apr87-6Fon	6f	:232	:46 1/2	1:12 ft	5 1/2	115	36	25	25	36	Greer T G 4	5000	85-11	SmileDoc, Bennies Doubl, SnorMstro	8
8Apr87-5Fon	6f	:234	:46 1/2	1:12 1/2 ft	5	119	45	44 1/2	44	55	Hodges W H 4	5000	85-13	Jerry F., EmbraceMoney, Snokomo	10
18Mar87-7Fon	6f	:231	:47 1/2	1:21 m	6 1/2	114	56 1/2	35	55 1/2	81 1/2	Bates R R 7	5000	65-24	InfntryThnkWr, FltSpdAnd, CrkdDlr	8
7Mar87-6Fon	6f	:223	:47	1:13 1/2 ft	38	114	3 1/2	2nd	1hd	32 1/2	Bates R R 2	6250	82-16	J.C.'s Wrror, Armijo Jake, SnorMstro	10
27Feb87-9Fon	6f	:24	:48 1/2	1:15 m	9	114	2 1/2	2 1/2	2nd	29	Bates R R 7	5000	67-21	Mr. Bouquet, SnorMstro, CrookdDlr	10
Jly 10 Aks 4f m				:49 1/2 b											
Jly 2 Aks 3f ft				:37 1/2 b											
Jun 27 Aks 4f ft				:49 b											
Jun 22 Aks 3f ft				:37 1/2 b											

**Crafty Frenchman**

Own.—Said T &amp; Heim D

1155

B. g. 4, by Crafty Drone—French Ribbon, by Father John

Br.—Kemper M &amp; Kemper Mrs (Ariz)

1987 15 0 1 0 \$1,272

Tr.—Hadley Mickey G

\$5,000 1986 18 4 3 3 \$11,696

28Jun87-7Aks	6f	:224	:462	1:12 1/2 ft	36	120	94 1/2	97 1/2	912	88 1/2	Frazier D L 1	5000	67-24	Regal Edge, Cowboy Shoes, Coast	12
10Jun87-5Aks	6f	:224	:463	1:13 m	50	120	42	42	56	79 1/2	Frazier D L 1	5000	65-31	Husak, Jay's Meadow, SharpandSity	12
31May87-5Aks	6f	:222	:463	1:13 ft	23	120	1 1/2	1 1/2	95 1/2	108 1/2	Masters T A 1	5000	64-26	Silky Treego, Armijo Jake, Downfall	12
17May87-10Aks	6f	:224	:464	1:12 1/2 ft	30	120	31 1/2	31	1012	91 1/2	Frazier D L 1	5000	61-27	Curtwince, Snapout, Silky Treego	12
10May87-10Aks	6f	:222	:461	1:12 1/2 ft	19	114	88	813	818	817 1/2	Frazier D L 1	5000	57-26	HndStnd, J.C.'s Wrror, S.N.J. Exprss	12
26Apr87-9TuP	6f	:212	:452	1:16 1/2 ft	8 1/2	114	1 1/2	1 1/2	1 1/2	74 1/2	Kato A 1	5000	85-17	LuckyDutch, VloVloVlo, ApchWind	11
18Apr87-10TuP	6f	:214	:45	1:10 1/2 ft	16	114	3 1/2	3 1/2	3nk	66	Kato A 4	6250	78-20	Jubatus, Mastop, Temp	8
12Apr87-7TuP	6f	:214	:44	1:09 1/2 ft	32	114	1 1/2	2nd	42 1/2	87 1/2	Kato A 3	5000	81-19	InHocVinc, LuckyDutch, T.C. Sutton	11
6Apr87-7TuP	6f	:214	:45	1:03 1/2 ft	14	114	74 1/2	62 1/2	4 1/2	65 1/2	Kato A 2	6250	85-17	Vital Contact, Silent Past, Mastop	8
18Mar87-7TuP	6f	:221	:451	1:10 1/2 ft	7 1/2	114	3 1/2	42 1/2	53 1/2	67 1/2	Guerra V J 1	8000	74-23	My Surgeon, Flying Scotty, Temp	7

**Jose's A Pistol**

Own.—Nolen H E

120

Dk. b. or br. g. 4, by Pittsburg County—Costabunch, by Man of Men

Br.—Gillian E (Tex)

1987 2 0 0 0 \$120

Tr.—Nolen Harold E

\$5,000 1986 14 1 2 0 \$10,057

4Jly87-7Aks	6f	:223	:454	1:12 ft	50	120	1hd	21	57 1/2	57	Gallimore R S 5	5000	70-22	Reynard, Jekyll, Pocket Boy	12
20Jun87-5Aks	6f	:223	:462	1:12 1/2 ft	74	120	73 1/2	127 1/2	1114	1113 1/2	Cordova B J 10	5000	59-26	GermanJck, HiddenHero, RegiEdge	12
7Jct86-4LnM	6f	:24	:473	1:13 ft	5	120	2nd	79 1/2	712	1021	Hodges W H 2	6500	66-24	Jckson's First, Brzzinski, InHocVinc	10
6Sep86-6CIs	6f	:232	:481	1:14 1/2 m	3 1/2	115	1hd	64	64 1/2	511	Shepherd D R 2	5000	73-21	Rod's Hunch, Wilmert, TroubleStep	7
30Aug86-6CIs	6f	:234	:471	1:14 1/2 ft	2 1/2	114	58 1/2	58	54 1/2	57	Rashall R D 1	7500	78-21	MailTheCoupon, Delovr, AtIntisBels	7
13Aug86-2Aks	6f	:222	:45	1:11 1/2 ft	8 1/2	115	12	1 1/2	2nd	46 1/2	McGurn C 1	7500	73-22	Native Fella, I'm Donald, Mr. Twig	11
3Aug86-2Aks	6f	:222	:454	1:12 1/2 ft	3 1/2	115	1 1/2	1 1/2	2nd	66	Masters T A 1	7500	69-22	Mr. Twig, I'm Donald, RunTheGamit	11
24Jly86-2Aks	6f	:221	:451	1:11 ft	5 1/2	116	2 1/2	3 1/2	21	22	Maple S 1	7500	80-21	Romeo's On, Jose's A Pistol, Ryne	12
9Jly86-7Aks	6f	:221	:453	1:12 ft	12	116	1hd	1hd	75 1/2	1070 1/2	Cordova D W 1	11000	66-27	Quote Rosie, Mr. Twig, Gentry	11
28Jun86-5Aks	6f	:222	:451	1:11 1/2 ft	13	116	1hd	12	2 1/2	23	Maple S 11	11000	76-19	Quote Rosie, Jos's A Pistol, SpindidFit	12
Jun 18 Aks 4f ft				:50 1/2 b											
Jun 8 Aks 3f ft				:37 1/2 b											

**Flagship Duty**

Own.—Johnson Mrs Harrison F

120

B. g. 4, by Stalwart—Maribeld, by Bold and Brave

Br.—Vradelis Mrs Elizabeth B (Ky)

1987 5 0 0 0 \$11,835

Tr.—Ochs Ronald

\$5,000 1986 23 2 1 1

4Jly87-7Aks	6f	:223	:454	1:12 ft	6 1/2	120	1212	1112	79	77 1/2	Blackstun K M 10	5000	69-22	Reynard, Jekyll, Pocket Boy	12
11Jun87-9Aks	170	:47	1:12	1:45 1/2 ft	49	119	912	1015	1023	1030 1/2	Compton P 11	5000	38-32	FourStrGenerl, Lndrunner, ScrtHvn	12
25May87-10Aks	170	:471	1:13	1:47 ft	50	119	923	714	912	915	Compton P 11	5000	47-24	SilkyShm, Dr. Frley, ResidntAdvisor	12
16May87-5Aks	1 1/2	:474	1:13 1/2	1:48 1/2 ft	7 1/2	1145	3 1/2	46	813	821	Bielby J A 1	5000	41-29	Fubsy, Pa Jak, Silky Sham	11
8May87-4Aks	6f	:223	:461	1:12 1/2 ft	16	116	109	1116	1015	912 1/2	Cordova D W 1	7500	62-26	AtLength, PocketBoy, FlashyJester	11
6Nov86-8LaD	1 1/2	:481	1:13 1/2	1:48 ft	17	114	1112	913	1015	1022 1/2	Howard D L 1	7500	49-27	GunBowBill, ShmrockKys, T. Burton	12
23Oct86-10LaD	170	:473	1:14	1:46 1/2 ft	28	114	1012	811	911	814 1/2	Walker B J Jr 1	9000	51-26	GunBowBill, Sifolarit, DoctorCollis	12
16Oct86-11LaD	1 1/2	:481	1:13 1/2	1:46 1/2 ft	23	114	53	31	76 1/2	712 1/2	Walker B J Jr 11	10000	66-25	HighBrnd, GunBowBill, PixiesHdch	12
10Oct86-8LaD	170	:471	1:13	1:45 ft	7	114	52 1/2	52 1/2	63 1/2	76 1/2	Walker B J Jr 1	9000	65-22	HighBrnd, T.J. Fowler, ShyTwoStep	11
19Sep86-7LaD	1 1/2	:48	1:13 1/2	1:46 1/2 ft	6 1/2	114	108 1/2	96	77 1/2	711 1/2	Walker B J Jr 2	10000	69-20	Dixfield's Court, DeJame, PowerPct	12
Jly 2 Aks 4f ft				:50 1/2 b											
Jun 26 Aks 5f ft				1:04 b											
May 14 Aks 4f ft				:49 1/2 b											

Here is my analysis of the horses in the race, one by one. I hope you all ran an APV on each horse, because that is the true key to winning this race. I've put my APV figures beside the money box on each horse. Under the APV, the figure you see circled is the new Phase III class rating that Dr. Sartin and I are working on. So far, it has put the winner in the top 5 about 92% of the time nationwide. The top five are noted in the margin. You'll see that you can't be a slave to this number anymore than to APV, but it does point to a lot of winners. We'll have an article on it in the near future, just as soon as all our test results are in.

JEKYLL - Missed at this level last out by a head. Note that the conditions of this race pretty much exclude winners for the current year, so none of the horses in the race show a win in 1987. A close second is therefore even more important. An obvious contender. I chose to use the last line.

MAIL THE COUPON - Ran a very good race at this level last out. It has the fifth highest class figure, has a high APV and should be considered a legitimate contender. Use the last line.

JAY'S MEADOW - Obvious contender on class and APV. The last race wasn't very good, but I can see no reason to go back further. (did I mention that my pace line selection is a trifle conservative?)

BOSSES SLIPPER - Very low class and APV, but it is coming out of a Tandem race with the favorite, Jekyll. I chose to use the horse, but because of the low class number, I did not use the Tandem concept and entered the beaten lengths exactly as shown. This horse is the last one I put in, and in my form, I marked it "place only." No matter how the horse comes up on the computer, I will play it to do no better than place.

BOSS COMMANDER - Don't you love it when two horses have very similar names and you enter them both with the same name? Say BOSS for both the last two horses. Makes it hard to figure out your readouts and can lead to tragic bets. In this case, it was no problem. I threw the horse out.

SENOR MAESTRO - Though it is my #4 rated class horse, I chose not to use it. It is also coming out of the Reynard tandem and was beaten by 7 lengths.

CRAFTY FRENCHMAN - Low class and slow times. Out.

JOSE'S A PISTOL - So where is that weird pace line I promised? Here you go. First off, you need to note that this is a very weak race; \$5,000 claimers that haven't won in at least six months. Jose is a higher class animal who is returning to the races after an 8 month layoff. Using his earnings for two years makes him a class stick out. Never treat a horse with a 267% APV lightly. On June 20, he ran well to the quarter, then collapsed.

On July 4, he ran well to the half in the Reynard tandem, then spit it out. I thought this was the pattern of an improving horse. When I looked back in the past performance charts, I saw a similar pattern. (Similar, not an exact match. Don't be too compulsive) On July 9, 1986 he ran well to the half, then stopped. In his next race, he ran extremely well at a much higher class than today's. I chose to believe that history would repeat itself and used that July 24, 1986 line. Now you know why I wasn't anxious to have Howard advertise this as a "lock." What I was doing was some very serious speculating.

FLAGSHIP DUTY - Another from the Reynard tandem (there are lots of tandems at Ak-Sar-Ben). He finished close to JOSE, but showed nothing Early at all. Out.

My Synergism readout predicted that JOSE'S A PISTOL would take the lead, and that JEKYLL would challenge late. I was rooting hard for JOSE to hang on, but JEKYLL caught him deep in the stretch. I wanted my "off the wall" horse to win, but I boxed the exacta. I was annoyed that I forgot all about the trifecta; we don't have them in California. Luckily Elton and two or three others didn't, so we got a piece of that pool as well.

Interpreting the readouts in this race is a piece of cake. As I pointed out, both Synergism and Contra Scan had the finishers one-two. Since I threw out the show horse, you can't blame the programs for not having the Tri.

The crucial decisions in this race are: 1) to use JOSE'S A PISTOL as a contender. The high two year APV and class figures on a very lightly raced, improving horse makes this relatively easy, though most of the clients at the seminar threw him out. 2) the use of the year old pace line.

This is above all a demonstration of pattern recognition skills. Sitting there in the past performances, we can see that this horse has already run this race once before. I'm just starting to be able to see patterns like this, but they can be the key to generous payoffs. In this case, my \$30 box on my top two horses took all the sting out of forgetting the trifecta.

## 11th Ak-Sar-Ben

6 FURLONGS  
AK-SAR-BEN

6 FURLONGS. (1.07%) CLAIMING. Purse \$4,000. 4-year-olds and upward which have not won a race since February 12. Weight, 120 lbs. Claiming price \$5,000.

## Jekyll

Own.—B S Flint Inc.

120

B. g. 3, by Sheeky Greene—You Cant Tell, by Run for Nurse

Br.—Glorioso P A (Ky)

Tr.—Flint Bernard S

Lifetime 107 23 16 15 \$142,126

\$5,000

1987 10 0 3 0 \$3,020

1986 19 3 3 5 \$12,899

Turf 11 2 2 1 \$14,900

4/11/87-7Aks	6f	:22 3	454 1:12 ft	*9-5	120	96 1	65 1	33 1	2nd	Compton P12	
21Jun87-5Aks	6f	:22 4	462 1:12 3/4 ft		120	98 1	65 1	57 1	2 1/2	Compton P9	
7Jun87-6Aks	6f	:22 3	464 1:13 1/4 ft		120	91 1	77 1	43 1	2nd	Compton P2	
23May87-5Aks	6f	:22 2	454 1:12 ft		116	95 1	67 1	45 1	4 1/2	Compton P4	
11Mar87-2Birr	6f	:22 1	453 1:12 3/4 ft		116	94 1	94 1	74 1	7 1/2	Ketner R6	
3Mar87-2Birr	6f	:22 3	461 1:11 1/4 ft		116	91 1	65 1	93 1	9 1/4	Ketner R1	
18Feb87-11FG	1 1/4	:48 2	1:14 1:47 ft		7	115	22 1	24 1	47 1	9 1/2	Leblanc K P8
12Feb87-7FG	6f	:22 2	463 1:12 ft		115	87 1	76 1	65 1	7 1/2	Ketner R3	
23Jan87-2FG	6f	:23	48 1:14 1/4 ft		115	95 1	97 1	62 1	6 1/2	Rubbicco P5	
2Jan87-6FG	6f	:22 2	48 1:11 3/4 ft		115	97 1	91 1	65 1	5 1/4	Dupuy A10	
Jun 5 Aks #4 ft :49 b											

Jun 5 Aks 4 ft :49 b

## Mail The Coupon

Own.—Parell Florence H

120

Gr. g. 4, by Our Gray—Hasty Harmony, by Sun David or Nevarulligh

Br.—Fudge Glen E (Neb)

Tr.—Martinez John

Lifetime 27 3 6 4 \$19,478

\$5,000

1987 9 0 1 0 \$1,953

1986 13 3 3 2 \$10,727

28Jun87-7Aks	6f	:22 4	462 1:12 3/4 ft	63	120	93	1	2nd	21	4 1/2	Doocy T T 3
14Jun87-3Aks	6f	:22 1	46 1:11 3/4 ft	26	115	56	42	32	4	4 1/2	Frazier D L 3
31May87-5Aks	6f	:22 2	463 1:13 ft	41	115 5	83 3	63 1	84 1	7 1/2		Bielby J A 4
14May87-9Aks	6f	:22 2	453 1:12 3/4 ft	*3	114	32 1	33 1	9 1/2	10 1/2		Lively J 1
29Apr87-9Aks	6f	:22 2	463 1:12 ft	84	111 5	76 3	52 1	31	5 1/2		Jensen L D 5
9Apr87-7Fon	6f	:23 1	461 1:11 3/4 ft	63	109 5	22	2 1/2	1st	2nd		Jensen L D 8
9Apr87—Bothered stretch											
13Mar87-9Fon	6f	:23 1	463 1:12 3/4 ft	7 1/2	117	42 1	31 1	42	4 1/2		Greer T G 4
13Mar87—Bumped wide into stretch											
1Mar87-7Fon	6f	:23 2	473 1:14 m	4 1/2	117	31 1	32	22	5 1/2		Greer T G 2
20Feb87-6Fon	4f	:21 4	444 ft	35	117	7	87	7 1/2	5 1/2		Greer T G 3
9Nov86-6LnN	6f	:24 3	484 1:14 1/4 ft	2 1/2	116	11	11	3 1/2	46		Frazier D L 1
Jun 25 Aks 5f end 1:02 h			Jun 10 Aks 5f 1:04 h			May 13 Aks 3f 1:30 h					

Jun 25 Aks 5 ft 1:02 b

Jun 10 Aks 5 ft 1:04 b

May 13 Aks 3 ft :38 3 b

## Jay's Meadow

Own.—Oakley Roletta

120

B. g. 4, by Jay's Double—Victory Meadow, by Doubting Thomas

Br.—Locklear C (Ark)

Tr.—Donlin Larry

Lifetime 37 6 9 2 \$37,304

\$5,000

1987 10 0 3 1 \$5,709

1986 19 4 3 1 \$23,755

21Jun87-5Aks	6f	:22 4	462 1:12 3/4 ft	3	120	44	32	34	5 1/2	Doocy T T 3
10Jun87-5Aks	6f	:22 4	463 1:13 m	5	120	62	63	33	2 1/2	Lively J 12
29May87-6Aks	6f	:22 4	461 1:12 3/4 ft	16	112	84	84	89	8 1/2	Lively J 4
4May87-5Spt	6f	:22 4	47 1:20 3/4 ft	3	114	84	75	33	2 1/2	Diaz J L 2
21Apr87-8Spt	6f	:23	464 1:20 ft	9 1/2	114	84	65	44	2 1/2	Diaz J L 1
7Apr87-9Spt	6f	:23 3	473 1:20 3/4 ft	9 1/2	114	96	87	98	6 1/2	Diaz J L 5
23Mar87-1Spt	6f	:23	471 1:20 ft	9 1/2	117	65	65	53	3 1/2	King E L Jr 8
19Mar87-3Spt	6f	:23 4	474 1:14 ft	12	117	64	57	55	5 1/2	Briggs F R 4
9Mar87-7Spt	6f	:23 1	473 1:20 1/4 ft	17	117	87	65	54	4 1/2	Radosevich J 2
27Feb87-9Spt	6f	:23 2	48 1:13 3/4 ft	7	117	84	74	56	7 1/2	Clark K D 8

## Bosses Slipper

Own.—A Cheval Club

120

Ch. c. 4, by Boss Hoss—Bee Magic Slipper, by Like Magic

Br.—Smith Helen K (Neb)

Tr.—Benson Jeff

Lifetime 24 2 2 5 \$15,737

\$5,000

1987 8 0 0 1 \$1,170

1986 11 1 2 2 \$7,138

4/11/87-7Aks	6f	:22 3	454 1:12 ft		27	120	84 1	44 1	44 1	4 1/2	Doocy T T 3
20Jun87-5Aks	6f	:22 3	462 1:12 3/4 ft		14	120	62 1	53 1	10 1/2	10 1/2	Doocy T T 5
6Jun87-10Aks	6f	:22 3	462 1:12 3/4 ft		9	114	75 1	81 1	11 1/2	10 1/2	Sorenson D 3
22May87-9Aks	1 1/4	:49 2	1:14 1:46 1/4 ft		4 1/2	114	53 1	63 1	77 1	4 1/2	Sorenson D 11
14May87-9Aks	6f	:22 2	453 1:12 3/4 ft		20	114	54 1	45 1	32 1	3 1/2	Doocy T T 10
2May87-3Aks	6f	:22 4	463 1:13 3/4 ft		11	114	54 1	42 1	69 1	9 1/2	Doocy T T 10
23Apr87-8Fon	6f	:22 2	46 1:12 ft		64	114	59 1	71 1	78 1	7 1/2	Jensen L D 2
9Apr87-7Fon	6f	:23 1	461 1:11 3/4 ft		20	120	67 1	65 1	91 1	9 1/4	Frazier D L 2
8Oct86-8LnN	1 1/4	:47	1:12 1:44 3/4 ft		9 1/2	116	61 1	57 1	58 1	6 1/2	Jones R V 3
30Aug86-8Cls	6f	:22 4	473 1:20 ft		7 1/2	114	62 1	32 1	22 1	2 1/2	Greer T G 2

May 13 Aks 3 ft :36 1 b

## Boss Commander

Own.—Snell Robert M

120

B. c. 4, by Boss Hoss—Commanda Star, by Poona's Lark

Br.—Snell Robert (Neb)

Tr.—Staroscik Larry

Lifetime 28 2 2 2 \$6,248

\$5,000

1987 6 0 1 0 \$908

1986 15 1 1 2 \$3,702

6Jun87-10Aks	6f	:22 3	462 1:12 3/4 ft	30	114	10 1/2	10 1/2	8 1/2	7 1/2	Walker B J Jr 3
22May87-9Aks	1 1/4	:49 2	1:14 1:46 1/4 ft	28	114	1st	1st	11 1/4	11 1/4	Blackstun KM 4
2May87-3Aks	6f	:22 4	463 1:13 3/4 ft	18	114	81	88	71	7 1/2	Walker B J Jr 3
23Apr87-2Fon	6f	:23 1	463 1:12 1/4 ft	11	117	81	68	64	7 1/4	Compton P 8
18Apr87-7Fon	6f	:23 2	471 1:13 ft	12	115	57	66	53	4 1/2	Blackstun KM 7
18Mar87-4Fon	6f	:23 2	473 1:14 1/4 m	32	114	61	68	46	3 1/2	Blackstun KM 2
18Mar87—Bothered start; Placed second through disqualification										
5Oct86-10LnN	1	:50 1	1:17 1:46 1/4 ft	5 1/2	118	64	54	41	8 1/2	Lintner K 1
27Sep86-4LnN	1 1/4	:47 3	1:13 1:44 3/4 ft	9 1/2	115	91	99	69	6 1/2	Lintner K 4
1Sep86-3Cls	1 1/4	:48 1	1:14 1:46 1/4 ft	14	114	54	42	33	4 1/2	Lintner K 5
23Aug86-8Cls	6f	:23 1	48 1:22 1/4 ft	4-5	114	73	56	2 1/2	1 1/2	Lintner K 7

5000 77-22	Reynard, Jekyll, Pocket Boy	12
5000 73-23	EmmyAwd,Jekyll,BetterLookOut	12
5000 71-27	PrinceofFreedom,Jekyll,R.M.Spcll	12
5000 74-23	Kenala, Prusak, Sam's Blue Chip	11
5000 —	That'sCredible,Hum'nSo,FullBend	12
5000 —	ThTmIsNow,HmAndBst,ClrThCrt	12
5000 67-20	BondJumper,MssonInOrbl,DvousDn	10
5000 77-17	BrassyDn,Sltymge,CndyAppleRed	12
5000 70-29	RoylProm,FrstCowby,Mrcry'sEnvy	11
5000 83-17	NorthernFir,GoFlow,ThTmIsNow	12
5000 73-24	Regal Edge, Cowboy Shoes, Coast	12
5000 72-23	SilverTrust,SmoothBow,ExpsnCr	12
5000 65-26	Silky Treego,ArmijoJoke,Downfall	12
5000 64-27	SmoothBow,BddyBrwn,BssSlppr	11
7500 71-25	Cosstot,Din'sDelight,DncingAstro	10
7000 93-14	HighScion,MilTheCoupon,Brzinski	9
8000 84-15	Delovar, Kenala, Husak	10
8000 78-21	High Scion, Delovar, HoldtheBeans	10
8000 92-06	Jaime O., Sneaky Exit, Husak	10
7500 75-25	Jckson'sFrst,FourWshs,Rod'sHnch	8
5000 68-23	EmmyAwd,Jekyll,BetterLookOut	12
5000 69-31	Husak,Jay'sMeadow,SharpandSlt	12
8000 66-30	Trust'UmAll,Tigeridge,ThunderStat	8
c6250 73-26	CruzenDud,Jy'sMdw,ColdDecision	10
8000 76-29	Lyric Poet, Jay's Meadow, Piano	9
6250 73-25	MstcPrspctr,AppngHght,GldMsk	10
c5000 72-19	MyBrothrBob,BoldCndc,Jy'sMdw	10
7500 73-23	YorTm'sComm,MystcMss,FishAbv	10
8000 73-23	Delierio,RubberSales,PlentyofFun	10
8000 70-25	Jeremy Jet, High Axe, Tan Jade	10
5000 74-22	Reynard, Jekyll, Pocket Boy	12
5000 60-26	GermanJck,HiddenHero,ReglEdge	12
5000 52-22	FoxiFlin,BuddyBrown,Rubn'sSpcll	11
5000 61-31	StatMan,MarchMagic,NewBandito	12
5000 72-27	SmoothBow,BddyBrwn,BssSlppr	11
5000 62-23	Admrl'sDrn,BddyBrown,SmoothBw	10
8000 75-12	Sneaky Exit, Sound Flag,HighScion	7
8000 79-14	HighScion,MilTheCoupon,Brzinski	9
14000 76-23	Sunolero,Rd'sBckKtll,Dncr'sOrphn	7
10000 83-21	NtveFell,BossSlppr,PonchosLfty	7
5000 63-22	FoxiFlin,BuddyBrown,Rubn'sSpcll	11
5000 52-31	StatMan,MarchMagic,NewBandito	12
5000 64-23	Admrl'sDrn,BddyBrown,SmoothBw	10
5000 85-12	Prusak, Husak, Line Up Jack	10
5000 82-13	NtvpPrii,DrnAlon,SrpyCountyGng	10
5000 74-24	TrpyCnlGng,EpsnCrD,BssCommndr	9
5000 39-41	HiddenHero,AceMeOut,Larcenous	10
5000 73-15	CrookedDealer,EsyLover,FishyJck	10
5000 71-20	ChitM's,CrookedDelr,Rod'sRockt	10
5000 71-21	BossCommndr,Bokip,FleetPelgrn	10



**Senor Maestro**

Own.—Moore A

120

Ch. g. 7, by Crimson Satan—Bump n Hustle, by Hempen

Br.—Rutherford M G (Ky)

Tr.—Moore Al

\$5,000

 1987 10 0 1 3  
 1986 15 3 4 0

49

67

\$1,983

\$6,804

4Jly87-7Aks	6f	:223	:454	1:12 ft	58	120	741	541	681	621	Cordova B J11	5000	70-22	Reynard, Jekyll, Pocket Boy	12
31May87-5Aks	6f	:222	:463	1:13 ft	30	120	42	32	1291	12101	Blackstun K M 11	5000	62-26	Silky Treego, Armijo Jake, Downfall	12
14May87-4Aks	6f	:222	:46	1:123ft	20	120	641	761	10121	10121	Blackstun K M 11	5000	62-27	KnfPont, ForWyWror, EmmyAwd	12
14May87-5Aks	6f	:223	:47	1:133ft	17	120	881	761	10151	10111	Greer T G4	5000	57-32	JoyousDrby, SrSouthsD, Sm's BlChp	12
26Apr87-8Fon	6f	:231	:46	1:111ft	31	115	561	541	36	321	Greer T G2	5000	92-12	S.N.J. Exprss, MstrpionOI, SnorMstro	8
22Apr87-6Fon	6f	:232	:463	1:12 ft	51	115	36	25	25	36	Greer T G4	5000	85-11	SmileDoc, BenniesDoubt, SnorMstro	8
8Apr87-5Fon	6f	:234	:461	1:121ft	5	119	45	441	44	55	Hodges W N4	5000	85-13	Jerry F., EmbraceMoney, Snokomo	10
18Mar87-7Fon	6f	:231	:473	1:21 m	61	114	561	35	551	818	Bates R R7	5000	65-24	InfntryThnkWr, FlSpdAhd, CrkdDir	8
7Mar87-6Fon	6f	:223	:47	1:131ft	38	114	31	2nd	1hd	321	Bates R R2	6250	82-16	J.C.'s Wrrior, Armijo Jake, SnorMstro	10
27Feb87-9Fon	6f	:24	:481	1:15 m	9	114	21	21	2nd	29	Bates R R7	5000	67-21	Mr. Bouquet, SnorMstro, CrookdDir	10
Jly 10 Aks 4f ft				:494 b									Jun 22 Aks 3f ft		:372 b
Jly 2 Aks 3f ft													Jun 27 Aks 4f ft		:49 b

**Crafty Frenchman**

Own.—Said T &amp; Helm D

1155

B. g. 4, by Crafty Drone—French Ribbon, by Father John

Br.—Kemper M &amp; Kemper Mrs (Ariz)

Tr.—Hadley Mickey G

\$5,000

 1987 15 0 1 0  
 1986 18 4 3 3

57

36

\$1,272

\$11,696

28Jun87-7Aks	6f	:224	:462	1:123ft	36	120	941	971	912	881	Frazier D L3	5000	67-24	Regal Edge, Cowboy Shoes, Coast	12
10Jun87-5Aks	6f	:224	:463	1:13 m	60	120	42	42	56	761	Frazier D L3	5000	65-31	Husak, Jay's Meadow, SharpandSity	12
31May87-5Aks	6f	:222	:463	1:13 ft	23	120	11	111	951	1081	Masters T A 12	5000	64-26	Silky Treego, Armijo Jake, Downfall	12
17May87-10Aks	6f	:224	:464	1:124ft	30	120	311	31	1012	9111	Frazier D L2	5000	61-27	Curtwinco, Snapout, Silky Treego	12
10May87-10Aks	6f	:222	:461	1:123ft	19	114	88	813	818	8171	Frazier D L4	5000	57-26	HndStand, J.C.'s Wrrior, S.N.J. Exprss	12
26Apr87-8TuP	6f	:223	:452	1:161ft	81	114	11	11	11	741	Kato A 1	5000	85-17	LuckyDutch, VioVioVio, ApchWind	11
18Apr87-10TuP	6f	:214	:45	1:102ft	16	114	33	33	30k	66	Kato A 4	6250	78-20	Jubatus, Mastop, Temp	8
12Apr87-7TuP	6f	:214	:44	1:092ft	32	114	11	2nd	421	871	Kato A 2	5000	81-19	InHocVinc, LuckyDutch, T.C. Sutton	11
6Apr87-7TuP	5f	:214	:45	1:032ft	14	114	741	621	42	651	Kato A 2	6250	85-17	Vital Contact, Silent Past, Mastop	8
18Mar87-7TuP	6f	:221	:451	1:104ft	71	114	33	421	531	671	Guerra V J4	8000	74-23	My Surgeon, Flying Scotty, Temp	7

**Jose's A Pistol**

Own.—Nolen H E

120

Dk. b. or br. g. 4, by Pittsburg County—Costabunch, by Man of Men

Br.—Gillian E (Tex)

Tr.—Nolen Harold E

\$5,000

 1987 2 0 0 0  
 1986 14 1 2 0

267

161

\$120

\$10,057

4Jly87-7Aks	6f	:223	:454	1:12 ft	50	120	1hd	21	571	57	Gallimore R S5	5000	70-22	Reynard, Jekyll, Pocket Boy	12
20Jun87-5Aks	6f	:223	:462	1:124ft	74	120	131	271	1114	11131	Cordova B J10	5000	59-26	GermanJck, HiddenHero, ReglEdge	12
17Oct86-4LnH	6f	:24	:473	1:13 ft	5	120	2nd	791	712	1021	Hodges W N 2	6500	66-24	Jackson'sFirst, Brzzinski, InHocVinc	10
6Sep86-6CIs	6f	:232	:481	1:142m	31	115	1hd	64	641	511	Shepherd D R 2	5000	73-21	Rod's Munch, Wilmet, TroubleStep	7
30Aug86-6CIs	6f	:234	:471	1:141ft	21	114	581	58	541	57	Rashall R D 2	7500	78-21	MailTheCoupon, Delovr, AtUntisBets	7
13Aug86-2Aks	6f	:222	:45	1:113ft	81	115	12	11	2nd	461	McGurn C 4	7500	73-22	Native Fella, I'm Donald, Mr. Twig	11
3Aug86-2Aks	6f	:222	:454	1:122ft	31	115	11	11	2nd	66	Masters T A 2	7500	69-22	Mr. Twig, I'm Donald, RunTheGamit	11
24Jly86-2Aks	6f	:221	:451	1:11 ft	51	116	211	311	21	22	Maple S 9	7500	80-21	Romeo's On, Jose's A Pistol, Ryne	12
5Jly86-7Aks	6f	:221	:453	1:12 ft	12	116	1hd	1hd	751	10101	Cordova D W 1	11000	66-27	Quote Rosie, Mr. Twig, Gentry	11
28Jun86-5Aks	6f	:222	:451	1:113ft	13	116	1hd	12	211	23	Maple S 11	11000	76-19	QuoteRosie, Jos's APistol, SpindidFlt	12
Jun 18 Aks 4f ft				:501 b									Jun 8 Aks 3f ft		:373 b

**Flagship Duty**

Own.—Johnson Mrs Harrison F

120

B. g. 4, by Statwart—Maribold, by Bold and Brave

Br.—Vradelis Mrs Elizabeth B (Ky)

Tr.—Ochs Ronald

\$5,000

 1987 5 0 0 0  
 1986 23 2 1 1

0

\$11,835

4Jly87-7Aks	6f	:223	:454	1:12 ft	61	120	1212	1112	79	771	Blackstun K M 10	5000	69-22	Reynard, Jekyll, Pocket Boy	12
11Jun87-9Aks	170	:47	1:12	1:454ft	49	119	912	1015	1023	10301	Compton P 11	5000	38-32	FourStrGenerl, Lndrunner, ScrtHvn	12
25May87-10Aks	170	:471	1:13	1:47 ft	50	119	923	714	912	915	Compton P 11	5000	47-24	SilkyShm, Dr. Frley, ResidntAdvisor	12
16May87-5Aks	111	:474	1:131	1:481ft	71	1145	311	46	813	821	Bielby J A 5	5000	41-29	Fubsy, Pa Jak, Silky Sham	11
8May87-4Aks	111	:223	:461	1:122ft	16	116	109	1116	1015	9121	Cordova D W 2	7500	62-26	AtLength, PocketBoy, FlashyJester	11
6Nov86-8LaD	111	:481	1:133	1:48 ft	17	114	1112	913	1015	10221	Howard D L 3	7500	49-27	GunBowBill, ShmrockKys, T. Burton	12
23Oct86-10LaD	170	:473	1:14	1:461sy	28	114	1012	811	911	8141	Walker B J Jr 2	9000	51-26	GunBowBill, Sifotari, DoctorCollis	12
16Oct86-11LaD	111	:481	1:133	1:463ft	23	114	53	31	761	7121	Walker B J Jr 11	10000	66-25	HighBrnd, GunBowBill, PixiesHdch	12
10Oct86-8LaD	170	:471	1:131	1:45 ft	7	114	521	521	631	761	Walker B J Jr 1	9000	65-22	HighBrnd, T.J. Fowler, ShyTwoStep	11
19Sep86-7LaD	111	:48	1:13	1:461ft	61	114	1081	96	771	7111	Walker B J Jr 2	10000	69-20	Dixfield's Court, DeJame, PowerPct	12
Jly 2 Aks 4f ft				:503 b									May 14 Aks 4f ft		:492 b
Jun 26 Aks 5f ft				1:04 b											

JEKYL  
F W E P S P  
55.37 56.74 54.68

MAIL  
F W E P S P  
55.06 57.38 53.98

JAYS  
F W E P S P  
54.48 57.07 53.18

BOSS  
F W E P S P  
55.02 56.96 54.04

JOSE  
F W E P S P  
55.53 57.87 54.36

NAME F-1 F-2 F-3  
\*\*\*\*\*  
Pace 58.66 57.39 52.61  
  
JOSE 58.66 57.27 50.85  
MAIL 57.96 56.38 50.42  
BOSS 56.69 56.96 51.12  
JAYS 56.48 57.12 49.29  
JEKYL 55.81 57.39 52.61

NAME W E S T % E  
\*\*\*\*\*  
JEKYL 2 5 1 2 51.83  
JOSE 1 1 2 1 53.25  
BOSS 3 4 3 3 52.65  
MAIL 3 2 4 4 53.14  
JAYS 5 3 5 5 53.56

NAME 2nd Call B/L  
\*\*\*\*\*  
JOSE 0.00  
MAIL 1.93  
JAYS 3.16  
BOSS 3.61  
JEKYL 4.48

NAME US FS WB EP LP UV  
JOSE 1 1 2 1 3 2  
JEKYL 2 2 1 5 1 1  
BOSS 3 4 3 4 2 4  
MAIL 4 3 4 2 4 3  
JAYS 5 5 5 3 5 5

BIAS >Pace Win Place

JOSE 57.99 57.36 58.80  
JEKYL 57.23 57.39 57.93  
BOSS 56.83 56.93 57.87  
MAIL 56.85 56.73 58.05  
JAYS 56.34 56.19 57.58

PACE MATCH-UP

1FC 2FC 3FC

PACE 59.18 57.39 51.20

JOSE 59.18 57.39 51.08  
JEKYL 57.30 57.02 51.20  
BOSS 57.65 56.85 50.61  
MAIL 57.80 56.00 50.51  
JAYS 57.19 56.27 49.80

Eleventh race — Purse \$4,000, 4-year-olds and up, claiming \$5,000, 6 furlongs. T. 22 4/5, 46, 58 4/5, 1:12 2/5. Won Driving.

Horse-Jockey, Wt.	PP	1/4	1/2	Str	Fin	Odds
Jekyll-Compton 120	1	6	6	4	1-3	1.40
Jose's A Pistol-Gallimore 120	8	1	1	1	2-2	5.80
Flagship Duty-Blackstun 120	9	9	8	5	3-1	33.60
Mail The Coupon-Jones 120	2	2	2	2	4-nk	3.50
Bosses Slipper-Doocy 120	4	4	3	3	5-4	6.60
Senor Maestro-B.Crdva 120	6	7	5	6	6-1/2	28.50
Jay's Meadow-Williams 120	3	3	4	8	7-no	5.30
Crafty Frenchman-Baker 115	7	5	7	7	8-3	27.10
Boss Commander-Mstrs 120	5	8	9	9		55.00

Scratched: Armijo Jake.

Jekyll is owned and trained Bernard Flint.

\$2 Mutuels Paid: No. 1 — Jekyll paid \$4.80, 3.40, 3.00. No. 8 — Jose's A Pistol \$5.40, 4.60. No. 10 — Flagship Duty \$7.40.

Mutuel Pool: \$40,808.

\$2 Exacta: Program Nos. 1 and 8 paid \$45.80.

Exacta Pool: \$34,738.

\$2 Trifecta: Program Nos. 1, 8 and 10 paid \$581.40.

Trifecta Pool: \$39,245.

\$2 Daily Double: Program Nos. 9 and 1 paid \$9.80.

Daily Double Pool: \$21,512.

Jekyll came to the middle of the track for the drive and closed with good speed. Jose's A Pistol set all of the pace but could not withstand the bid of the winner. Flagship Duty finished well. Mail the Coupon faltered in the drive. Bosses Slipper hung in the drive. Jay's Meadow tired. Crafty Frenchman stopped.

1  
2  
3

4  
5

6  
7  
8

FRONT  
COVER

1  
2  
3

4  
5  
6

7  
8  
9