


The FOLLOW UP

with Howard G. Sartin, Ph.D.

EVOLUTION

ISSUE 36



HANDICAPPING REVO

Σ NTROPY



SPECIAL
Holiday Bonus Issue
31 EXTRA PAGES!

| | |
|---|----|
| Publisher's Desk | 1 |
| From the Editor's Desk | 17 |
| Q&A with the Doc | 19 |
| % Table with Sal Sinatra | 26 |
| Entropy by Doc & Jim Bradshaw | 31 |
| Factor SW by Sam Wada | 53 |
| Concepts of Chaos as Order - David Sabo | 63 |
| Psychology of Winning - Doc Sartin | 67 |
| Past Performance vs. Result Chart | 76 |
| Beyer Figures Update | 81 |
| Problem Race by Guy Wadsworth | 84 |
| Holiday Message | 93 |

INSIDE BACK COVER

The *FOLLOW UP* is published six (6) times a year by O. Henry House, Inc. in conjunction with the Inland Empire Institute. Subscription price is \$72 per year third class mail and \$85 per year first class mail. If you have any problem with your subscription or have a change of address, please contact O. Henry House at the address below. All information in this publication is for informational purposes only.

The FOLLOW UP

O. HENRY HOUSE, INC.

1390 E. 6th Street, Ste 5

Beaumont, CA 92223

909-845-5907

between 1 and 3 Pacific time

Please address all correspondence to this address. This includes submission of material for publication consideration, letters to the editor, opinions, comments - whatever.

Thank you,
Spencer Toner
Managing Editor

O. HENRY HOUSE, INC.



THE SARTIN
METHODOLOGY

1390 E. 6th Street #5

O. Beaumont, CA 92223



STATEMENT OF POLICY

The Sartin Methodology is based in Psychotherapy and its goals are NOT directed toward fostering the illusions or delusions of gamblers seeking magic solutions for picking winners. We are primarily a healing arts organization dedicated to providing an alternative solution to mainstream psychiatry's prescription of total abstinence for non-winning handicappers. Our slogan is - and always has been -

"THE CURE FOR LOSING IS WINNING"



COPYRIGHT 1992 O. HENRY HOUSE, INC.

All right reserved. No part of this work may be reproduced or transmitted in any form or by any means, electronic or mechanical, including photocopying and recording, or by any information storage or retrieval system, except as may be expressly permitted by the 1976 Copyright Act or in writing from the publisher.

Past Performance and Results charts copyrighted by Daily Racing Form, Inc.

FROM THE
**Publisher's
Desk** **Doc Sartin**



All of us here in Beaumont, along with Spencer Toner, the Follow-Up's new Managing Editor, wish to express our heartfelt thanks to all of you who have weathered the inconvenience caused by Dick Schmidt's continued refusal to return our Follow Up Mailing List and other accompanying data that we mistakenly allowed him to hold in trust for us and you alike. Most of you have asked, Why, when a man decides to go out on his own, can't he just go gracefully? And why not go out on his own with a CREATION of his own instead of with The Sartin Methodology Phase I?

I cannot answer these questions. I can only hang my head in shame that We trusted this man - and foisted that trust on YOU - for six years. Our NEW managing editor, Spencer Toner, has insisted that we make our handicapping articles more complete and less spectacular. This means making a greater effort to show YOU how to make optimal use of the Methodology rather than to demonstrate, often by slight of hand, how the writer of an article did it. A good policy, Spencer.

-----0-----

We have not completely abandoned that great old Follow Up tradition of the occasional misspelled word and garbled punctuation. My wife and all my psychiatric peers chided me for incorrectly spelling the term Synchronicity, I made it S-I-T-Y. The ghost of Carl Jung haunts me daily. And, yes, we know we inserted page 25 twice in the last Follow Up. We don't want to break COMPLETELY with tradition. Just consider the double insertion of page 25 like the town of Wala Wala, WA. They like their town so much they named it twice.

We also received several communications expressing disappointment that our announcement of future Beaumont and/or Ontario Airport classes

included nothing for BEGINNERS. The phrase used in FU #35 read:
"Starting in January there will be a series of Southern California Workshops. These workshops will be held in Beaumont if the local Indian Reservation opens their planned off-track betting facility. These will be handicapping/wagering events." The sentence should read:

"Beginning in January there will be a series of Southern California workshops. (period) If---etc.,etc.

At a hotel, yet to be named, near the Ontario, California airport, we plan not one, but SEVERAL week-end workshops for clients throughout the U.S. and Canada. Virtually every airport in North America has flights to Ontario now that it has become a major facility. We will cover EVERY aspect of the Methodology at these workshops, including beginner sessions. Dates will be announced in future FU issues. We also announced that on Monday's and Tuesday's Sam Wada would lead classes for ALL LEVELS of Methodology clients. Many of these, as well as the full day workshops will be dedicated to beginners. My son, Shane, the perennial beginner will be joined by Spencer Toner, who exhibits a great deal of rapport and empathy for beginners, and myself. The object: bring everyone to the same level so that NO ONE is left in the dark about ANY aspect of the Methodology. Initially these Monday-Tuesday workshops will be FREE.

Somewhere along the line we'll have to charge a nominal fee to pay expenses incurred by Sam and Spencer who will each have to drive considerable distances to get here. I know a man who serves as the resident Las Vegas expert for a well known Los Angeles area purveyor of handicapping material, who charges \$350 per short day for lessons. Our charge will be about 10% percent of that for individual, hands on instruction. Group Classrooms, as always will be \$65 for a full day; \$110 for two consecutive days. And the couples discount will still be in effect based on our motto that a family that plays together and WINS, stays together.

-----0-----

Occasionally we still get complaints that the Yellow Manual is too difficult to understand. Confusion centers on the fact that the computer readouts are from old Timex and Commodore 64 readouts. Those who become members through the New Synergetic Matchup II program sometimes get a little irate because our basic manuals do not SPECIFICALLY name this program in dealing with the concept and application of the methodology. So, Gloria

Jayo, our V.P. in charge of shipping is sending out this message with each Yellow Manual.

Introduction to the
Phase III Manual

Since 1983 this Yellow Manual has been instrumental in producing MORE winning handicappers than any other work. This is not OUR assertion but quotes from experts such as Jim Quinn, Tom Brohamer, Dick Mitchell and Mark Cramer.

The effectiveness of this manual is based NOT on it being a step by step recipe book. It's designed to make the reader probe & think; to analyze and read between the lines. The computer readouts seen will not conform with more current readouts. Thus YOU will have to interpolate various readouts by applying the SAME kind of relationship logic required for successful handicapping. We urge you to READ this manual, along with the two accompanying manuals for CONCEPT, NOT number matching.

Understanding CONCEPT rather than application of mere numbers is the key to YOUR success. Easily understood, rule oriented handicapping manuals DO NOT make winners.

There are hundreds of these on the market. If easily understood rules were the true answer, everyone would be a winner. All mutual pools would be minus pools.

Handicapping is stochastic. It is NOT easy. Trying to reduce it to simplicity is a fools game. Do the work; probe this manual & you will join the winners.

For special help call: (918) 627-7161

Nick Willett is possibly the most astute and contemporary of Racing Action's feature writers. Because of mainstream reading tastes many of his articles deal with trainer patterns at various tracks. However, when he writes seriously on a serious subject he has no peer. In a recent Racing Action article he called attention to the negative image that has shrouded "horseplayers," especially in 20th century North America. Even before Damon Runyon gave us his "Guys and Dolls" image, writers in both the U.S. and Britain were discounting anyone who sought to make a living by handicapping horses. Even William Murray in his latest, THE WRONG HORSE, though an excellent work, supports this view. According to the literature, TV and movies of the past half century, the idea that anyone can

earn a secure income from handicapping is impossible; a worthless endeavor fraught with chicanery and populated by criminal types.

Horseplayers Must Also Battle 'The Image'

By Nick Willett

Serious handicappers don't play the way bettors are portrayed in books, movies and television. They often slip into a form of laziness that makes them public enemies. The industry is motivated to make a "big name" out of a gambler who dies because. When was the last time a gambler was portrayed as an intelligent, successful person?

Much of the reason for this is that the industry is run by publicists and gamblers. If you're wondering why some people are standing on the outside, look through the eyes of the person standing on the inside. You can't see the person who can't see the public's perspective, and you can't see the person who can't see the public's perspective.

HANDICAPPING CONUNDRUMS — The format for handicapping is a mystery. Why do we have a \$100 and a \$1000? The result is that the best handicappers are often known only by people with the best handicapping skills. A common theme is that the best handicappers are often known only by people with the best handicapping skills.



NEWSPAPER HANDICAPPING — Each track has a newspaper assigned to make picks, whether it's a newspaper or some other racing information source. They're all in the same boat. It's a standard format. They're all in the same boat. It's a standard format. They're all in the same boat. It's a standard format.

After all, the public's choice is to have a newspaper. The public's choice is to have a newspaper. The public's choice is to have a newspaper. The public's choice is to have a newspaper.

Take this one step further. Take this one step further. Take this one step further. Take this one step further.

● GETTING TOGETHER — Apparently the "nature

of the game" is the reason why most handicappers keep to themselves. But, by failing to ask questions, everyone seems to have to follow the same path. Instead, what if you could share someone's experience without sharing the pain of instructional losses? We've had three national handicapping conferences — and groups like the Sartin methodology do share their ideas. But, all in all, there's not enough exchange of information.

If you could find like-minded handicappers to share workload and create databases, maybe betting races would be less drudgery and more fun. Shared resources would also result in information acquisition taking up less of budget. Seek out people with the answers you need. Try to find methods of interacting with other investors. If betting horses is the ultimate game of *detective work*, maybe we should apply the same principles in order to make our search easier.

The truth of the matter is that there is less crime and chicanery among handicappers and in horse racing in general than in most commercial ventures. The biggest crimes in our field are being committed NOT by

handicappers or horsemen but by purveyors of handicapping "information," systems and computer programs. In his article Willett draws attention to the negative image shared by "horseplayers." Ironically those who regularly purchase handfuls of lottery tickets seem to be immune from the social stigma that is uniquely applied to horseplayers.

Allegedly lottery players are upstanding citizens whose only goal is to contribute money to education. What the image makers fail to report is that back in the 1930's California had the nation's highest public school educational standards which, for eight years, were financed solely by income derived from Racetracks. From 1933 through 1936, state revenue from Santa Anita alone met the budget for the bulk of the Golden state's elementary schools.

Willett's proposed solution to our image problem calls for more and better handicapping education, information and more sophisticated computers data bases. Although he does not, in this particular article, mention the psychological aspects of successful handicapping, he has done so quite eloquently in past columns.

Willett joins James Quinn in stressing the concept that better educated handicappers will equate with success. Both of these pundits feel that through education and information more handicappers will be able to turn an avocation into a profession from which they can make enough money to truly call it a good living.

For future handicapping professionals no more sleazy cold water, dimly lighted walk-up flats with shared plumbing; no more the frayed trousers or owning but a single out of date J.C. Penny sport coat and shoes with holes in the soles. No more the old sayings - "Had a great day at the track, got a free ride home." Or, "Wow, went to the track today, broke even today. Good thing, too. Needed the money. Rent was due."

Willett's article addresses a subject that is of primary concern to ALL of us. He even mentions us, along with the three handicapping Expo's as a source of idea sharing within OUR group. Shared Resources is the theme behind his solution. It is a noble idea and in Shakespearean language a "consummation devoutly to be wished." Certainly I cannot argue with the theme, only the practice as I see it beyond our group.

In a more recent article, WILLETT offered one of the more rational alternative to many of the VALUE oriented articles that appear not only in Racing Action but dominate the pages of most periodicals and the minds of most so-called experts. Here is what WILLETT says in an article entitled: WALKING INTO SHORT-ODDS WAGERS.

"Overlays, betting on them, we are told, is the only avenue to profit. There's nothing better than finding a 7-1 shot going off at 30 to 1. Or is there? What about short odds. Conventional wisdom (sic)(Editor's note: is wisdom EVER conventional) tells us that many a fool has gone broke betting post time choices in hopes of cutting risk.

YET, it is precisely this widespread opinion that makes LOWER priced wagers worth a second look."

He goes on to make a case similar to the one I made when discussing DELUSION in FU 35. Why not have the best of BOTH worlds? Take the lower priced winners when a profit can be realize from them; and also bet the long shots when they show appropriately positive readouts.

-----0-----

In a recent issue of the CRAMER-OLMSTED Newsletter, Mark Cramer joins me in taking a stand for Inspiration along with information as being essential to handicapping success. He maintains that the INFORMATION AGE as ushered in by Davis and Quirin opened the doors to the exaltation of objective data; but that exaltation has now reached a dangerous extreme. He further says that race tracks and off-track wagering sites are filled with handicappers who possess informational skills that may well exceed those of handicapping's biggest so-called "Names." To quote Mark directly:

"I believe I could pick out hundreds of people from the grandstand of any race track who could teach handicapping (information) itself quite adequately. For me, then, it has become a crusade to try teaching handicapping 'inspiration.'"

He quotes this segment from my article in Follow Up #34.

Davis and Quirin
opened the doors to
this exaltation of
objective data.

While this was happening, Dr. Howard Sartin took a quantum leap by going a few steps beyond intuition; he has been arguing that what he calls "inspiration" deserves equal footing with information. In issue #34 of his bi-monthly newsletter, *The Follow Up*, Sartin writes:

"Against an often angry sea of protesters I have always maintained that information alone, no matter how brilliantly conceived or inspired, is not the answer to consistent, prolonged handicapping success. In a yin yang circle. . . information is but one half, inspiration the other half. My use of the term inspiration incorporates the intuitive, the spiritual and the visceral elements to success. In the philosophy of ancient Mandarin China, the yin yang symbolized the complementary forces of the universe... My thesis has always been that if one's spiritual yin is not in harmony with the informational yang, no Methodology, no computer program, simple or complex, can open the door to consistent success. . ."

There's lots of example to support this maxim of Sartinology. On-line information services have done nothing to lower the average race track mutuel; in fact, the abundance of data has often served to confuse the handicapper. I would go so far as to argue that, the more data you decide to use, the more inspiration you'll need to get you through the contradictions.

Now it is here
that I differ with Dr.
Sartin, who has
written that I may
be hitting my head
against the wall by
trying to "teach"
inspiration.

This is the kind of "DIFFERING" I like. More power to you, Mark. If anyone is equipped to fight this good fights and win, it is most assuredly YOU!

Copyright SartinMethodology.com - Not for Resale
I'm sure Mark would not object if I re-printed his entire C&O article, entitled, "THE DIALECTICS OF INSPIRATION." I'm not going to do so because it might rob his C&O Report of richly deserved income. The issue in question is for October, 1992. The cost for a single issue is only \$8. If you don't subscribe by the year, you should at least get this great issue.

C & O Report, P.O. Box 6283. Annapolis. MD. 21401.

With the kind permission of Mark and his partner Bill Olmsted, I will reprint this little boxed summary from the October Issue.

THE DIALECTICS OF HANDICAPPING

If you think that Oriental philosophies have nothing to do with horse race handicapping, consider the following inter-related opposite logics:

1a. Stretchouts give the closer a better chance to catch the speed OR 1b. Stretchouts give the front runner a better chance to last because the pace is slower;

2a. An action horse, bet down from its M.L. odds means a live contender OR 2b. a contender going off above its M.L. is being ignored by the crowd and represents an overlay;

3a. Class droppers, according to Davis and Quirin, have the greatest impact value (they win more than their fair share of races) OR 3b. class droppers are overbet because a drop is obvious, and represents a bad investment;

4a. A fast workout, better than the race fractions of other maidens, represents a dynamic factor OR 4b. a horse working out too fast in the morning has not saved itself for a peak race effort;

5a. Maidens that finished second in their last race at today's level have a strong percentage of wins next time out OR 5b. maidens showing a second in their last race are overbet and may have a bridesmaid complex;

6a. The most recent race in the pps is most significant for handicapping OR 6b. the public so overemphasizes the most recent race that it is best to find reasons why this race is not representative of today's conditions;

7a. If horse X has beaten horse Y, he should win again OR 7b. if X has beaten Y, X will be overbet today, and horses are just as likely to take turns beating each other.

If you're an Either-Or thinker, you'll have a tough time surviving in the world of horse race handicapping. Our culture has fomented this one-dimensional thinking in many ways. For example, we were raised on good-guy/bad-guy stories when the real world, as well as the horse world, is made up of various interactions of good and bad.

If you're wondering why I'm plugging someone else's work so heartily it is because I feel strongly that Handicapping's OLD PARADIGM has outlived its usefulness and that a NEW PARADIGM is essential. Cramer stands virtually alone in representing hope for that new paradigm.

Par·a·digm

A pattern, example or model. The interrelationship

of many factors, such that a change in one, of necessity,

requires changes in all others. ■ Paradigm changes

are revolutions.

-----0-----

For those clinging to the Information Dialectic, Bloodstock research currently offers access to a plethora of legitimate handicapping information. They make it possible for you to access their data on your personal handicapping computer program. They even offer Ratings on ALL THREE Fractions. A sort of expanded Phase I, which kind of makes for still ANOTHER versions of Phase I being offered. There is virtually NO piece of "INFORMATION" that is NOT available to the handicapper - FOR A PRICE. And there's the rub.

By the time you pay BLOODSTOCK'S daily fee for this service, plus modem phone charges, you'd better be able to profitably USE the info AND wager sums LARGE enough to defray the cost. I am NOT in any way knocking BLOODSTOCK RESEARCH. I'm merely calling your attention to the fact that it is costly and the only way to redeem that cost is through higher and more successful wagers.


PACE LINE INFO VIA MODEM LOADED
DIRECTLY INTO ADVANCED PROGRAMS

For ALL California tracks, along with the New York circuit, plus Calder, Gulfstream and Hialeah and certain other isolated areas, BADGER RESEARCH, headed by Eric Cunningham, offers a Past Performance Modem, computer program accessed Data Base that is an alternative to Bloodstock. He calls it Dark Horse. We told you about it in issue 35, along with my caveat about the possible danger of losing your kinetic "feel" for the running of a race gained by doing the entry work yourself. Here is part two of Cunningham's flier about his service.

As you know I have NEVER recommended data base handicapping. This does NOT mean that I oppose it for those who can employ it appropriately. Many of YOU want it. So I made our program format available - AT NO PROFIT TO ME - to Cunningham's Dark Horse IF you wish to avail yourself of the service. Dark Horse is currently available for the following programs: Synergetic Match-Up II. Thoromation. All versions. SUPER Velocity MATCHUP, the NEW ENTROPY & ADVANCED Phase I-API. (see program details this issue)

The whole concept of using a computer data base as the source of greater handicapping wisdom, springs from the 1979 work of Dr. William Quirin, WINNING AT THE RACES. Quirin ushered in a new age and introduced handicappers to the power of the computer. In fact, it was Bill Quirin and James Quinn together who formed the original data base and organizational concept that is now Bloodstock. I don't know all the details but my understanding is that it was Great Idea, Lousy Legal advice. In any event the Quirin-Quinn dream is now Bloodstock Research's reality. We can now look at the results from over a decade of computer data base material designed to elevate the skill levels of North American Handicappers. What do we find? Painful as it is to report, we see NO increase in the PERCENTAGE of persons able to apply such information toward the desired end of making a profitable living. I stress Percentage as opposed to NUMBER of persons, which has increased along with the general population.

SARTIN USERS!



Do You hate slaving
away at the keyboard?

Direct Access does the
data entry for you!

We've just developed software that inputs data into Dr. Sartin's programs for you. Instead of having to enter everything tediously using your keyboard, all you have to do is pick your pace line right on the screen, and our software will input the data right into the program! You can handicap an entire race card in 10 minutes!! If you use one of Dr. Sartin's programs, this is a must.

Direct Access for Sartin's programs \$199.95

ORDER FORM

| | |
|-------------------|----------|
| Dark Horse v. 5.2 | \$ 99.95 |
| Dark Horse Plus | \$249.95 |
| Sartin Interface | \$199.95 |

Send to:
Badger Research
1731 S. Westgate Ave. #4
Los Angeles CA 90025
(310) 820-8448 (p.m.)

Name _____

Address _____

City/ST/Zip _____

Phone# _____

circle one:
Disk Size: 3.5" Disks 5.25" Disks

Add Shipping:
UPS Ground Shipping \$5.00
UPS 2nd Day Air \$12.00
UPS Overnight Shipping \$18.00

It is gratifying to note that Mark Cramer, himself, has offered his confirmation of my long standing offerings on this subject. Say's Mark:

"On line Information services have done nothing to lower the average mutuel; in fact, the abundance of evidence of data has often served to confuse the handicapper. I would go so far as to argue that, the more data you decide to use, the more INSPIRATION you'll need to get you through the contradictions."

Even in OUR OWN GROUP, arguably the best educated, most

INFORMATION laden in all of North America, over 90% of our most successful members achieved success **ONLY** after extensive Win Therapy. In many cases personal contact with me was unnecessary. Phone therapy is becoming more and more in vogue. Indeed, reading certain material with an open mind, together with introspection, is often therapy enough. The rubber band prescription, alone, (detailed in FU #35) has been of great value.

Let's face it, to quote Canadian client Jack Buckley from an interview in the Brainwaves Newsletter when he was asked what he thought of one of the most intricate data base programs ever, "It makes a really great Brohamer Model." In the lexicon of this methodology ANY model is called a Brohamer Model, after the man who refined my line score concept into a procedure that is universally beneficial.

And that's the bottom line. No matter how one tries to define or redefine information garnered from computer data bases, the most they can do is offer a model of the past. We learned that trying to keep a Brohamer Model on **TOO** many factors was self-defeating. So long as a model is **LIMITED** to **NO MORE** than **FOUR** factors it remains viable. Beyond **FOUR** it becomes unwieldy and creates more havoc than good.

Further, data obtained from Results Charts is relatively useless when **COMPARED** with the value of data obtained from one's use of Past Performance charts.

I will explore this tenant in some detail later on in this issue.

-----0-----

Here is a portion of a letter from client:

" I would like to suggest that a copy of page 43 of Follow Up #8 be sent to all clients, old and new alike. This is the page that lists all the manuals and other material that you have available. I never would have known that there **WAS** such a thing as a Tandem Race had I not heard you discuss Tandems at the New Orleans Seminar. And, I did not know there was a Tandem Manual until I read about it in an issue of the Follow Up. The procedure in that manual led me to a \$158 exacta and a \$198 late double last Saturday at Louisiana Downs. Phase I has been very good at getting my feet wet but I'll be going

to Thoromation soon. Thank you again for letting me work with you and your fine group."

The reason we do not take this client's advice and send out catalogues listing our various manuals and programs, lies in my determination to keep the advanced phases of this Methodology within the confines of a 1,000 client limit. We have maintained that for the price of the three manuals and computer programs that accompany the basic membership, one can achieve a level of proficiency well beyond the cost of the initial package. Those who wish to advance to more esoteric aspects of the Methodology through advanced manuals and programs always let us know when they are ready and we advise them accordingly. Our basic theme has NOT changed: let the profits earned from the basic package pay for advanced materials.

I am NOT sales oriented and we are NOT a sales organization. We are a service group initially dedicated to serving only 1,000 persons. Unfortunately, a number of individuals, many of whom were ONCE members of our own INNER group, feel that SALES translated into \$\$\$, are far more important than service or ANYTHING else. Personal gain is their only motive. These people sucked up our material like ticks sucking blood from a hound dog and then nefariously offer it for sale. In self-defense we promoted Tom Brohamer's MODERN PACE HANDICAPPING and the PACE MAKES THE RACE BOOK for mass public consumption to draw non-client attention away from the added profit potential available ONLY to a limited 1,000 users of our more advanced materials.

-----0-----

All of you who are still enjoying a love affair with PHASE I will enjoy reading Guy Wadsworth's PROBLEM RACE article in this edition. He is using the ULTIMATE Phase I program that I constructed, and he programmed, from the ADVANCED CONCEPTS chapter in PACE MAKES THE RACE. It also makes a nifty profile, saves automatically, will transfer them to Thoromation and loads on your hard disc. (Lap Top Version comes next.) It also has the dynamic new S/W Factor (for Sam Wada who has an article this edition). It also allows you to enter the appropriate BEYER FIGURES along with the DRF Speed Rating plus Variant. It then averages these figures with the TWO lowest producing a bevy of winning contenders. If you're going to handicap with Phase I you really ought to get the BEST - and the OFFICIAL version. Besides, it will be priced LOWER than the pirated versions.

Counting those pirated versions of Phase I, that are being so blatantly advertised, this OFFICIAL Advanced Phase I will make a total of SEVEN, count 'em SEVEN versions of Phase I on the market. That's a lot of Red Herrings.

Just a few months ago these piracies outraged me. Now, aided by some wisdom from Tom Brohamer, they are beginning to amuse me. Quoting Tom's sagacity: "It all just goes to prove that YOU'RE on top"

I have made Tom personally responsible to see that those words are carved on my tombstone despite any opposition from the two Mary's. He should make it read: "While at the top." As opposed to "while on top," which has a lascivious undertone.

In the October issue of PHILLIPS RACING NEWSLETTER there were FOUR letters promoting products or services and using MY name. They ranged from promoting a Variant Service; a TOUT SHEET and a seminar. Also still another version of Phase I for the Timex-Sinclair and TI-59 from George Frainey. Hey, he might as well sell it, too. everyone else is. There was an additional FIFTH letter from Chuck Swope, who has always been a most honorable and supportive guy, who protested that someone else was ripping us off. We appreciate his loyalty in pointing this out to Phillips. Here is a PRN commentary that could be misleading:

Page 20 - October 1992 Phillips Newsletter

*** WINNING PROFILE - FOR REMINGTON PARK ***

This was sent to us by a subscriber who now also produces The Winning Profile for Remington Park in Oklahoma. But let me give you first his letter, which tells you what it's all about. The booklet he refers to is 4 by 10 inches, easily hand-held and with 18 pages of stats and figures. He writes...

"Am enclosing for your review The Winning Profile, a track profile of Remington Park's 1992 Spring Meet. This is my first venture of this kind and I have never seen a 'real' track profile so am unable to do any objective comparisons. I am a member of PIRCO and naturally used the ideas in Pace Make The Race with feet per second calculations added a la Tom Brohamer.

"I know the profile (or Pars) help my handicapping at Remington and I believe they would benefit handicappers at other tracks that have 'shippers' from Remington.

He tells you how to use this vast amount of data on the first two pages for those not familiar with the Sartin Methodology.

We actually have never seen such data for one track thus presented. It's a first and a very good effort for Bill Trice and for Sartin fans who play Remington. It represents an "A" for effort and an 8 on our scale of value to the race fan if they understand it all and like this method of play. For those who haven't tried it, it's surely worth ten bucks.

"Maybe Doc's followers at the various larger tracks could get up something similar for SA, Hol, Dmk, Aqu, Sar, Bel, Arl, FG, Cdr, Hla, GP, etc. Would take a lot of work at each track; or maybe those figures are already available in book form... and just not broken down by individual track."

If there's a buck in it I'm sure some of Doc's lip service followers will try to do it. However, a TRUE WINNING PROFILE is something that must be kept on a daily basis by the INDIVIDUAL HANDICAPPER. Profiles are subject to sudden change. It cannot be manufactured by the week or month or put into a book. "Doc" has urged his "Followers" for many years to keep their own profile because the effectiveness of that profile is based on doing it PERSONALLY!

Right now TOM BROHAMER makes authentic, AUTHORIZED variant figures for ALL southern California tracks for a nominal charge. But these do NOT constitute PROFILES. Doc's "followers" can make PROFILE figures from the various charts that appear in the Follow UP, or from computer programs designed to make them. The Brohamer Model Maker, The Par Generator and the more recent, PARMAKER. At \$20 both do the job. The Instant Pre-play screens in Thoromation are another excellent PROFILING tool. And, the profile maker in the new Advanced Phase I (APD) reviewed in the Problem Race, makes a great profile REGARDLESS of what handicapping program one uses. It's a matter of interpretation which I'll detail next issue.

BEWARE of accepting someone else's PROFILE. It is dangerous.

-----0-----

I began this column with a note of appreciation directed towards the dozens of you who offered your personal support and help following the "mailing list" debacle. Many even offered to help us with the physical labors necessary to produce Follow Up 35. Others, too distant to lend a hand wrote their feelings. Here are a couple of those expressions:

Dear Doc:

I was delighted to see you and Spencer in Las Vegas. I was further delighted that you would invite me to dinner. I am only sorry that I could not attend but, as I told Spencer, I had a previous commitment. In any event, I trust the work shop was a success.

When I returned home your package with the "Advanced EXDC/KGEN Combo with Phase 1" had arrived. I immediately put each screen through the paces and have been using this program to great advantage. As per your instructions, I am enclosing my original, well worn, EXDC/KGEN disk. In a strange way this is not a disk but a very loyal friend who has served me well over the past year.

Doc, you know that I am an avid knowledge seeker and enjoy discussing items of interest with recognized winners. To a man, these winners all use concepts developed by you. It's strange but the more knowledge I acquire, the smarter you get.

Thanks again. I look forward to seeing you soon.

Sincerely,

A.C.

Dear Doc,

As a member of Pirco since 1982, and as a client and friend, I want to assure you of my complete support and dedication.

Pirco means more to me than the manuals, computer programs, and tapes, Pirco means PEACE OF MIND, Pirco means that my bills are paid, I have money in my pocket, and at age 56 working for the same company for 34 years, being forced into early retirement with a pension that my dog would have a hard time to live on, I am happier today than I have ever been in my life because of the gift that DR.Howard Sartin has given me, PEACE OF MIND.

The Sartin Methodology has changed my life, not because I get 60 to 70% winners, not because I get better than 80% place, not because on Oct. 17, I walked out of Belmont park with \$4,800.00, more than when I walked in, but because Dr. Sartin, and the methodology have given me the discipline to **MASTER MYSELF**.


You must master yourself, before you can master any program, the programs do for me what I want them to do, nothing more.

I have taken so much from the methodology, That I would like to help in any way that I can, If you need work retyped on a word processor for the Follow Up, or if you need documentation worked up for a program, or if a member needs help with a computer problem, I would like to help.

Best Regards



Sheldon Weiner



**FROM THE
Editor's
Desk**



Spencer Toner....

Thank you all for all the compliments and praise received by mail and phone in regards to the last Follow Up. The good feelings are mutual. Thanks.

-----o-----

Comdex, the largest computer show in the world, was held (mid November) in Las Vegas. I attended specifically to look for palm-top and sub-note book computers. The computer trade press projected 20 to 25 new computers of this category will be introduced by years end. The press lost their bet. Earlier in the year I attended the palm-top and hand held computer show at LAX airport in Los Angeles. Both of these shows failed to have the products they were touting. Never fear, they are coming, only the timing is wrong. Jim Bradshaw has the best one I've seen, and he thinks its great. Eventually more will come into the market and the prices will shrink. I don't know when or the cost. If you are interested in the one Jimmy uses call: Debra Thomas at Gateway 2000 Computers [1-800-248-2042 extension 5629] Tell her you're one of the handicappers, she'll understand. Comdex was great, 135,000 attendees and 2,000 plus displays.

The recession has affected the computer market, in a healthy way. Prices are much more competitive and the products are more innovative.

-----o-----

Note : From Shipping Desk, Beaumont

A request regarding mail to the office, please PRINT your name. When names are signed (signatures), they are sometimes illegible. Thanks.

October was highlighted by a Las Vegas Handicapping - Wagering workshop. Tom Brohamer and Jim "The Hat" led a sizable group in handicapping a week-end card of races from Santa Anita and Bay Meadows. Our editorial opinion is that it was a financial success but less than an artistic triumph. Evidence that it was a financial success comes from a host of attendees who made money. Venerable client Hank Dally gave us his results records for corroboration.

On Saturday, Santa Anita was drenched by heavy rains, the first big October Oak Tree Meet Rainstorm in Years. As a result the track was extremely slow. Mile races were won in 1:42 +. Bay Meadows was fast. On Sunday both tracks resumed their normal pattern.

TWO DAY Results: While over 30 races were examined during the two days, Only 19 were seriously handicapped for actual wagering. Of those 19 races the top two selection won 12. That's 63%. Tom Brohamer recommended only 16 of these races for serious wagers, upping the Two Horse Win percentage to 75%. Hank Dally's report indicates a Win % of 78% on recommended wagers, which is pretty close.

While we virtually swept the Santa Anita Card on Sunday, our top selections **PLACED** four races in a row at Bay Meadows. This is what drove our win percentage below 80%. However, clients who ran the races through Thoromation found that on the Sustained Pace Screen the **WINNER** of these same races was one or two. This Two screen combo made for four straight lucrative exactas.

And this fact is the reason I say that the Workshop was a financial but not an artistic success. We had **NO** printouts available that showed **ALL** the screens and readouts from our handicapping efforts. We will correct that next time. We will **PRINT** out **ALL** pertinent data and Xerox enough copies so that a team leader of each group will have a copy. This way when we break up to go off to various Race Books, each client will be able to review the readouts and wager accordingly.

The **BOTTOM LINE**, the **REAL** success of the workshop is that in examining 30 races, the Brohamer-Bradshaw led group did **NOT LEAVE A SINGLE WINNER OUT** of computer consideration. With most of the contention narrowed down to four horses, **THIS**, **NOT** the 70+ percent winners, is of **PRIME** importance.

We had the pleasure of being guests at the new "Sport of Kings" after we were personally invited at our seminar. And were we ever treated royally? Seating was on the mezzanine where a French chef had prepared a fine buffet. This is the area where memberships are \$10,000 and our Frank and Claudia Toth own the first membership.

The Sport of Kings intends to have bets tied to the track pari-mutuels soon.



Q & A WITH THE DOC

I'll open with great big heartfelt THANKS to MARTY FISHMAN who has been quietly - No, I take that back, nothing about Marty is quiet - HELPING people to become winners by SHARING his WINNING experiences with them. Marty became a winner and continues to be one because he has read AND REMEMBERED what he read in every one of our manuals pertinent to the programs he has used; and he's used them all at one time or another. He is currently a militant crusader for Thoromation and Entropy.

Marty recites passages from my writings and from the teachings of Bradshaw and Brohamer with almost eidetic exactness. He tells people who are floundering with ENERGY or THOROMATION to MODEL what I told them to model: Turn Time, Median Energy, MUV, UXR and 3rd Fraction. Most of the people he helped turn around were modeling everything BUT these vital readouts. What's Marty's secret?

A: He is an accomplished PERFORMING classical musician. He knows the difference between a performer and a composer. From this discipline he does NOT deviate from the score but plays it in perfect counterpart with his considerable insights, inspiration and feelings. He does NOT attempt to play this method by EAR! That is the difference between himself and the numerous persons he has helped to become consistent winners. The lesson here is: Before you start playing free-wheeling jazz, know the score. Then it's okay to start ad libbing.

THANK YOU, Marty!

Recently a client sent me a Racing Form with a full day's card at his track. He asked me to look over the races and see if I could help him to win more of them. The problem is, he sent no workout sheets or any readouts. He did not indicate what paces line he used nor did he provide results charts so I would know if I had helped him or not.

Another client sent a day's card at Santa Anita. He DID mark his pace lines and he wrote his Class/APV numbers on his Form. The only semblance of Ratings he sent were numbers like 8.35 and 7.63. I did not recognize them as anything we have ever produced.

So, PLEASE, when you send losing races follow these guidelines:

- 1: No more than 3 per package.
- 2: Your Pace Lines clearly noted.
- 3: Your readouts or worksheets.
- 4: Results Charts. We use a lot of these races in the Follow Up so I need all the information I can get.

And, PLEASE, send originals. Xerox copies are too dark for FU reproduction. If you want your material returned in FULL, let me know. It would also help if you sent a return, self-addressed appropriate sized envelope. Most people do this, I'm happy to say.

Q: This comes from a letter asking about beginner sessions which I have already answered in my Publisher's Desk column. The following phrase from his letter saddens me deeply, although apparently the letter writer felt no sadness in penning it.

"I only have an 8th grade education so I HAVE TO STAY with your basic manuals and do the races by hand. Because I've never gone beyond the 8th grade I have no intention of ever trying to use the computer."

A: I am saddened because this person is ALLOWING himself to become a victim of his own self-limiting powers based solely on the number of years he spent in school. My old man did not even make it through the 8th grade or the equivalent in England where he was born and raised. After his father died he went to work in the coal mines. Yet, as I knew him when he was an adult man he was one of the most educated, erudite and witty persons on this earth. He wrote the speeches for me in high school that won me six important national forensic contests and a University scholarship.

He hung around educated people and learned by listening, observing and reading. I disdain overly educated people who try lording it over others because of their advanced degrees; I call this the autocracy of the egg heads. I equally disdain those who employ what I call the autocracy of ignorance. Many of the most important, successful people in the world never went beyond the 8th grade.

As for sticking to basics and doing it by hand, THAT is far more difficult than using a computer. It takes one hell of a lot more dedication, diligence, time and self-esteem. So, dear letter writer, I'll quote you a little something the late Oscar Levant said to me years ago on a TV show: "Don't let your failure go to your head."

Q: Here is my third Thoromation Report. I am NOT a winner even though I keep a Brohamer Model and a Track Profile. Can you make any constructive comments?

A: First let's look at the Auto Adjust Report and let me ask what comments YOU, the reader might make:

THE SARTIN METHODOLOGY, INC.
Thromation™
 CLIENT REPORT FORM

NAME E L Utl
 TRACK(S) 14

AUTOMATIC ADJUSTMENT (1)

Stop Action Instant PREplay

2nd Window - MP
 (DPH screen)
 Designated Place Horse

First Window
 EP

| | Thromation | | | EXDC Screen | | | SP Screen | | | 2nd Window - MP (DPH screen) Designated Place Horse | | First Window EP |
|------|------------|---|---|-------------|---|---|-----------|---|---|---|---|--------------------|
| | 1 | 2 | 3 | 1 | 2 | 3 | 1 | 2 | 3 | 1 | 2 | 1 |
| X 1 | W | P | D | W | P | D | W | P | D | S | W | B |
| 2 | E | D | A | B | D | E | S | D | E | E | D | W |
| 3 | P | D | B | P | D | W | B | D | P | E | C | P |
| 4 | B | C | E | B | C | E | D | C | E | D | E | B |
| 5 | B | C | E | B | C | E | W | A | B | B | E | D |
| X 6 | W | E | B | W | E | D | E | A | B | E | A | C |
| 7 | P | B | D | P | B | D | D | E | E | P | D | P |
| 8 | P | C | E | P | C | E | D | E | B | C | C | P |
| X 9 | S | A | D | W | B | C | S | A | P | B | D | W |
| X 10 | P | D | E | E | B | D | D | F | P | B | D | B |
| X 11 | P | D | C | P | D | C | P | A | C | C | W | E |
| X 12 | W | P | E | W | P | E | W | A | P | W | A | B |
| X 13 | E | A | D | E | A | D | D | E | A | S | D | S |
| 14 | B | P | C | B | C | A | P | D | W | D | A | P |
| 15 | P | B | A | P | B | E | P | B | C | E | D | B |
| 16 | S | A | E | P | E | D | W | A | C | D | C | E |
| 17 | S | P | E | W | P | D | W | A | C | S | C | P |
| X 18 | W | A | C | W | A | E | C | E | B | D | C | W |
| X 19 | E | B | C | B | E | C | C | E | B | W | A | P |
| X 20 | B | D | C | S | A | E | W | A | C | S | E | S |

6 5 7
 11 of 20
 Top 2
 18 of 20
 Wow!

8 4 3
 12 of 20
 Top 2
 607
 Top 3
 Wow!

Follow Code precisely
 W = Win
 P = Place
 S = Show
 Ø = Out of Money
 When winner is not in computer, mark X

1 1 1
 87 of 20
 Wow PLACE
 Top 2 853
 wow!

3

MY COMMENT:

Top TWO Thoromation screen, 11 of 20 = 55%. Top THREE - 18 of 20. Wow! That's 90%. You're obviously putting in just ONE bad horse. This is why you have such a tremendous percentage in your top three. Focus on moving that 3rd horse into second position. NOW, look at your EXDC records: 12 of 20 wins in the top 2: That's 60%. With just a little bit of money management THIS alone should make you a profit. NOW, look at the DPH window. 17 of 20 WON or PLACED. This should tell you something.

Now look how often your SP screen and TMATION SCREEN agree on the top 2 horses: This phenomenon has often been described by me as the BEST SPOT PLAY in Thoromation. It happened TEN times. Had you played only THESE races, you would have won them ALL. So, if you're not a winner, you're certainly in striking distance of being one of the best "pickers" in North America.

I wonder how many clients have records like this but fail to see their significance.

Q: I purchased a Sharp 1360 Hand Held Computer into which Dick Schmidt loaded the program based on the book: PACE MAKES THE RACE. I have asked Mr. Schmidt for help but have been unable to get it. HELP! I think I would now like to go to a more advanced program. I need guidance on what to do next. Please advise.

A: 1: Dick is no longer with us. 2: Shane or Spencer Toner will be happy to load your computer for you if you send it to this office FULLY INSURED and with enough postage to return it to you FULLY INSURED. However, you should know that Sharp no longer makes hand helds for our programs. For now, at least, the era of the tape fed hand held computer is over. Your dilemma is common to many who are in tune with the High Tech age of handicapping whether they use our programs or not.

IBM and compatible clones are the only way to access the kind of programs that have proven themselves to be truly worthwhile. I would suggest that you purchase one of these for as LITTLE as possible. Look in your Penny Saver type ads for a used one; have it checked out and, if you can get it for \$500 or

less - BUY IT! Radio Shack also has a PC Lap Top that, when on sale, costs about \$500 new.

As this issue of the FU goes to press many new PALM TOP PC compatible computers are being displayed at the COMDEX CONVENTION in Las Vegas. Spencer Toner went to that conclave and will report on it. Before you buy a NEW PC, contact Spencer. We WILL continue to support Sharp handhelds with Phase I, Phase III, Synergism and an abbreviated version of the Match Up. We will do this ONLY for convenience. None of

these programs even approach the value of our more advanced ones. HOWEVER, Jim "The Hat" is programming ENTROPY for the Sharps and Sam Wada has re-produced his SW/Factor program for the Sharps.

For optimal use of a Sharp - or any other hand-held, you SHOULD also have the printer interface. With this you can print your readouts AND load programs via a tape recorder. The bottom line is: GET an IBM or compatible PC. It will more than pay for itself if you get one of our advanced programs. Meanwhile stick with the Phase I program you are now using. It will at least keep you even.

Q: Another crisis in So. California Racing. R.D. Hubbard is going to lower the LOW claiming race values from \$10,000 to \$8,000 beginning with the Hollywood Winter Meet.

A: Then she answered her own question by saying that our programs were probably the ideal tools to handle such races. That's true. As for \$8,000 claimers creating a crisis, I reminded her that our clients who handicap the so-called "Cheap" tracks with claimers as low as \$3,200, get higher mutuels and make more profit than those at major circuits. Class is relative and the more the public is puzzled by "Cheap" races the more WE profit.

The same client asked about the automatic 17 daily variant figure that Phase I defers to. She feel that there are different average daily variants by distance and track and wants to experiment with several different averages that are in keeping with her own research. My advice would be to use the program AS IS on all races and then RE-DO them using her "AVERAGE VARIANT" and see which performs best. Just subtract "Your Average" from 17 then adjust the horse down or up from whatever number you think is the average. Remember only use ONE HALF point per point of variant

differential. NOT a full point. And before you do all this, bear in mind that the program was tested using many different averages at dozens of tracks throughout North America. Regardless of what their ACTUAL average variant turned out to be the 17 figure was the most productive. That's WHY we use it. AS IS the results also bettered using so-called PAR TIMES, despite reviews by both James Quinn and Dick Mitchell ASSUMING the contrary. Also, please remember we're talking about PHASE I here and ONLY Phase I. You can gild the lily only so much; which is why we are now in Phase 6A.

For the most gilded of ALL PHASE I lily's, see Guy Wadsworth's "PROBLEM RACE" article.

We sent out about a dozen Advanced EXDC/KGEN Combo programs that showed improper Composite (Phase I Ratings) Something unexplainable happened within Jimmy's computer. If YOU get Phase I numbers that look like THIS - double digits in the LPR and 200+ numbers in CPR, let us know, we'll ship you a new disk pronto and you can then send the bad one back. Here's a sample of the bad readout.

COMPOSITE RATINGS

| Name | Mpr | Lpr | Cpr |
|------|------|-------|-------|
| AAA | 93.0 | 152.0 | 245.0 |
| BBB | 91.0 | 124.5 | 215.5 |
| CCC | 85.0 | 95.2 | 180.2 |

Incidentally some clients can't find the Phase I numbers on their Thoromation Program because (A) they don't press Y when asked for KINETIC GENERATOR Y/N? Press the Y. Until Jim makes a new batch you'll see (5)RATINGS. Hit the 5. As I said before, these Bradshaw conceived Dream Race adjusted numbers have proved better than the straight Phase I (TPR) numbers by over 30%. This means that for every TWO readouts that are LESS predictive than on the old Phase I, you will get THREE that are MORE predictive.

- 2) Projection
- 3) For/Poh
- 4) Records
- 5) Ratings

Sal Sinatra
G.P.O. Box 1232
Staten Island, N.Y.
10314-0008

Sept. 30, 1992

Dear Dr. Sartin:

Thank you very much for accepting me as a teaching member in your Methodology. I will try to uphold the standard of excellence which is a hallmark of the organization.

If anyone wishes to contact me in any way, they may write to me and arrangements will be made to make myself available to them in any way I can. At this time, I cannot respond though as I'm handicapping the Meadowlands, which runs at night. The following day is spent on figuring the evening's races, which leaves very little time to correspond. I will take a rest after the meet is over in December and will answer all who call. The best time to reach me is after 8:00 p.m. Eastern Time. My telephone number is: 1 (212) 228-4574.

I have enclosed an article which can be applied to the Methodology as it contains multiple-horse wagering. I feel this is important, and complements your handicapping tenets.

Again, thanks. I look forward to my new duties, and hope to meet you all very soon.

Sincerely,

Sal Sinatra

(Editor's note: A good feeling comes over me in reading this letter. Knowing that Sal is so sincere in his desire to help others will pay dividends in ways Sal may not anticipate. Playing regularly as he does gives those who seek Sal's help the practical experience of everyday application.)

THE PERCENTAGE TABLE

by

Sal Sinatra

Much time is spent in learning the nuances of handicapping by those who have made it their goal to understand and defeat a game that leaves many in despair and confusion. Those that move into the understanding stage, are rewarded by an alternate life-style that is the envy of society at large. The

serious practitioner of thoroughbred handicapping has what the masses lack - true freedom.

In this endeavor, there is no clock to punch, no one to report to, no set time to rise, no prejudice.

Unfortunately, for many handicappers, this dream cannot be reached, and the cuprit is Money Management and sensible wagering. There is a basic misunderstanding regarding wagering that dooms those unable to grasp its tenets. Wagering must also be studied extensively in order to bring order to chaos. There will be losses, no matter the proficiency of the handicapper. Therefore, a sound and intelligent form of wagering must be woven into the over-all method of play.

Wagering different amounts on certain "sure-shots", doubling on can't lose" horses, and the like, is best left to the "get-rich-quick" in the crowd. These schemes have no place in the arsenal of the player who wishes to defeat a very tough game.

While there are instances where an animal appears to be a stand-out, the majority of races are not so easy to decipher. For the most part, one must accept the idea that a multiple-horse wager is a necessity and that it is both sensible and practical in order to maximize profit, and increase win percentage. One of the worst enemies at the racetrack is a prolonged losing streak. Losing plays havoc on any mind and will rear its ugliness in a myriad of ways - taking "stabs", listening to "tips", thoughts of quitting, you name it. Multiple horse wagering takes much of the sting associated with strenuous long losing runs. Lucidity and professionalism are not inherited, but learned by the student who is best equipped to know - yourself. A most silly argument is the idea that wagering more than one animal in any race is self-defeating in that one or more wagers are lost even before the race is contested. While we are keenly aware of this fact, it has neither an impact, nor does it enter into any discussion as to its validity. What others think has no bearing on how we approach the soundness of our method. Our aim is to extract money out of as many races as is possible. The goal is to make a profit in every race that has been deciphered by us and offers an opportunity to do just that - make money.

One horse wagering may play into "machismo" complex in some, but this game has no mercy and does not indulge in the make-up of human intellect and ogotism. Extracting money has nothing to do with societal learned behavior.

The knowledge that one is able to win even the most difficult of races can be an elixir to the healthy state of both mind and body - necessary traits at the racetrack.

The table below will be our guide on how to best approach multiple-horse wagering while making a profit:

THE PERCENTAGE TABLE

| | | |
|---------|---------|---------|
| 1-1 50% | 4-1 20% | 13-1 7% |
| 6-5 45% | 9-2 18% | 14-1 6% |
| 7-5 41% | 5-1 16% | 15-1 6% |
| 3-2 40% | 6-1 14% | 16-1 6% |
| 8-5 38% | 7-1 12% | 17-1 6% |
| 9/5 35% | 8-1 11% | 18-1 5% |
| 2-1 33% | 9-1 10% | 19-1 5% |
| 5-2 28% | 10-1 9% | 20-1 5% |
| 3-1 25% | 11-1 8% | 25-1 4% |
| 7-2 22% | 12-1 7% | 30-1 4% |

In the column on the left are the odds posted at the track. On the right side are the amounts wagered to reach a goal of \$100 per race. The TABLE may be used thusly:

1. **PERCENTAGE OF BANKROLL.** In this method, if a handicapper was starting with a \$1,000 bank and betting 10% of the bank per race, the outlay would be \$100 spread over the several horses to reach a desired profit. As bank increases, the outlay would be greater, and accumulate at a fairly rapid pace, until a personal limit is reached.

2. **PER-RACE-PROFIT.** In this method, the handicapper wishes to reach the \$100 goal per race. Of course, one is not limited to the \$100 level. Any goal may be set, and the TABLE will guide you to the wager.

Suppose that you have settled on 3 horses in a race that may look like this:

| | | |
|----------|-----------|----------------|
| HORSE 1. | ODDS: 3-1 | WAGER: \$25.00 |
| HORSE 2. | ODDS: 5-1 | WAGER: \$16.00 |
| HORSE 3. | ODDS: 9-1 | WAGER: \$10.00 |

Our outlay in this particular scenario is \$51 to attain the goal of \$100. The profit margin in this race be \$49 or better, no matter which one of our horses wins. Remember, we have wagered on 3 horses to win, and still make a tidy profit. The proverbial "you can have your cake and eat it too" is a truism here. What makes this method of wagering so deadly is that you won't have to raise your wagering limits in any way. If you are perfectly happy extracting a certain amount of money, so be it. If you wish to increase your wagers according to money won, so be it. Have it your way!

Of course, there will be times when the outlay is too great to offer even a modest profit. In these cases, if a race is narrowed to 2 horses, fine. Otherwise, it is best to pass the contest and await a better opportunity. The example below illustrates what should be avoided:

| | | |
|----------|-----------|-------------|
| HORSE 1. | ODDS: 6-5 | WAGER: \$45 |
| HORSE 2. | ODDS: 3-1 | WAGER: \$25 |
| HOTDR3. | ODDS: 4-1 | WAGER: \$20 |

Here, the wager would be \$90 to win \$100. A piddling return of \$10 on an outlay of \$90 is not monumentally brilliant. Optimum in this instance would be to wager on 2 horses, where there is still a chance to make a modest profit.

If, on the other hand, the 6-5 horse has proven to be false, the situation changes dramatically, and the race can be attacked with zeal. Each scenario will be different, and the above table will show the way to greater flexibility and profits.

One should not be limited to the number of horses, if there is a chance for profit, especially in close contests. If the odds warrant it, play as many horses as you wish. Believe me, your winning percentage will

skyrocket to where losses are held to a minimum. If everything is just not right, pass the race. There will be other races that will offer a better opportunity. The table is designed to correctly guide you with wagers to posted odds. It is designed to correctly guide you with wagers to posted odds. It is designed for every mental demeanor and frailty. Speaking of frailty, only you can determine what your limit is. One of the most important traits one can carry to the racetrack is: **KNOW THYSELF**. No one knows you better than you.

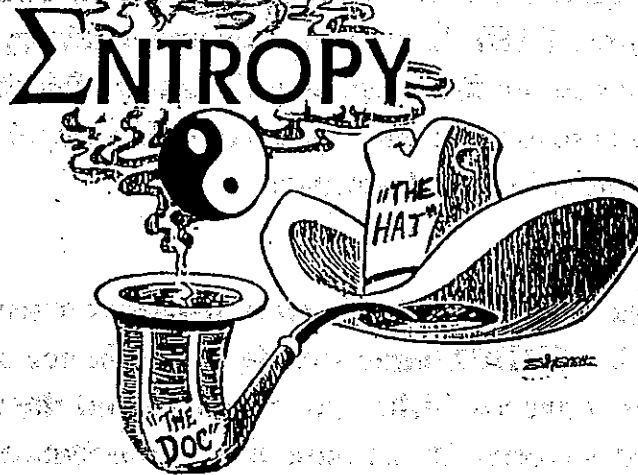
Master yourself and use the TABLE for wagering, Use it wisely, it will serve you well.



BREAKING BREAD in the Camelot Steakhouse at the Excalibur after a very successful Las Vegas Wagering Workshop. From Left to Right: Spencer Toner, Sam Wada, Carla Wada, Whatisname with arm around Shirley Brohamer; Tom Brohamer (author) and Dr. Paul Flowers, who picked up the tab. Not quite sure why we're publishing this but all popular magazines seem to go for this stuff and it helps to ease my guilt for letting Doc Flowers pay the check.

By Doc Sartin &

Jim "The Hat" Bradshaw.....



NEW FINAL ADVANCED VERSION NOW READY

This article is a collaborative effort by "The Hat" and myself. To avoid using TWO different versions of the English language it has been appropriately edited. But Bradshaw's influence on the outcome is still at least as potent as mine.

Most of you know that up 'til now we've not been SELLING Entropy. We've been GIVING it away as a seminar bonus. WHY? Because as excellent a tool as it has proven itself to be to a large group of testers, headed by Sam Wada, Bruce Jorgenson, David Sabo and a host of clients throughout North America, it did NOT SATISFY the exacting standards we have always required for offering a program for SALE.

Now ENTROPY has finally been modified to meet those standards. Here's how it came about. We have a multitude of "problem races" in our data base that we use to test all of our algorithms. Bradshaw and I run every readout of each prospective program through all of these races.

Entropy passed all tests with flying colors EXCEPT when horses with inordinately FAST Early fractions and ordinary late energy won the race. This is where the first versions of Entropy fell short. Bruce Jorgenson and Sam Wada overcame this apparent deficiency by the process of modeling and establishing numerical win pars.

Sam Wada reasoned that in circumstances where Early dominated he would look for his THIRD highest early horse. Bruce Jorgenson researched and determined precise hi-low par windows and the numerical parameters that produced winners. David Sabo used a combination of both techniques.

As an example of how well these techniques worked with the OLD version of ENTROPY, here is a portion of a letter from a man who you've seen taking all those pictures at our seminars.

Since I'm having so much success with Entropy, I'm anxious to get my hands on the improved version. I've already forwarded the original disk and a contribution of \$10, plus tax for this update, just let me know how much more money I need to send and I'll have the check in the mail immediately. In the last 80 races, I'm averaging 65% winners with an average mutuel of more than \$9.00 with Entropy, Very satisfying. I do, however, lose an occasional race because of the penalties an early horse receives, but I can now interpret this scenario when it arises and, in fact, win many of these types of races. Sam Wada has been most helpful in my understanding of interpreting the readouts of Entropy.

Anyhow, I'll enclose a SASE, and just let me know how much the update will be. Also, if you have any additional photo projects in mind, please let me know.

Also, I just wanted to let you know that The Methodology and all the people associated with it have really had an impact on my life. Not only am I on the edge to becoming a successful handicapper, but a more successful person as well. I positively look forward to each new day and a year ago, I certainly could not say that. Howard, I'm very appreciative of all the opportunities you and your associates have afforded me and if there's any contribution I can make, just say the word.

Thanks so much for your time,



Vaughn Youtz

With the help of Sam Wada he was able to counter the problem we had with Early Horses in that First version of Entropy. This kind of adaptation if all well and good for these highly advanced practitioners. But this is NOT how the average client views readouts for a race. Most of you look for the numerical BEST: the HIGH numbers, NOT numerical parameters.

With this fact firmly in mind, and with personal proclivities that disdain the need for modeling, "The Hat" probed our Entropy algorithms seeking modifications that would solve the problem to the satisfaction of the majority of users. As I sat looking over his shoulder he produced the answer to the problem. He CHANGED our EP/DV formula to one that focused on HIGH rather than a par. In so doing the program now places the winner AND the place horse in the TOP 3 in 97% of our "Problem-Test" races regardless of Energy yield or ESP, Early, Presser or Sustained.

The NEW Entropy is now ready for sale. In its present form it is the ultimate eliminator of horses that just cannot win and identifier of those who can. It also points very strongly to the place horse. This is purposeful since so many clients can find winners but cannot enjoy their prescribed share of Exacta/Quinella wagers because of a persistent inability to isolate the most likely place horse. More than any other ancillary program yet produced it functions to "Brutally" eliminate non contenders.

If the user applies some common sense in recognizing the kinds of readouts that produce place and show horses by distance and surface, the program has demonstrated an uncanny ability to produce a bonanza of exactas and trifectas. Furthermore, for those who are still unable to detect contenders well enough to narrow the field to six or less, this program does the most quick and efficient job of ANY PROGRAM I've ever seen to narrow the field to as few as three without eliminating the winner or the place horse and even the show horse.

Because the NEW ENTROPY employs the perfect (or as perfect as anything can be in a stochastic endeavor) balance between acceleration and deceleration, it represents an unparalleled scientific advance in the science of horse race prediction.

Rather than expose ourself to the shame of the over-pricing practices that exists so blatantly in the merchandising of handicapping material, by others in the field, we are offering this program (IBM & Compatible only) for \$99. Both 5.25 and 3.5 discs available.

At the end of this article will be a definition of terms used in the New Advanced Entropy along with documentation for its optimal use. When viewing the EP/DV OR ANY OTHER Readout, please do not interpret the terms as Best Early, etc. Often the Best Early Velocity will not appreciably exceed horses whose early velocities were slower. The concept of this program is to determine the extent to which Early or any other running pattern will effect the running of the entire race.

Here are some examples of wire to wire winners that would NOT have been in top three HIGH EP/DV using the OLD ENTROPY Program. First two sprints followed by two routes. Note that the New Version Ranks and Sorts the DC/V Composite screen. (LOW is best) Also note that in most instances the PLACE horse ranks better than the winner. In testing hundreds of races the WINNER'S Average Rank was #2. The Place horse was either #1 or #3, but leaning more heavily toward #1.

This is by design. So many clients get the winner in their top 2 but fail to win Exactas or Quinellas because they fail to use the actual Place Horse. This program is especially adept at correcting that error.

1607—THIRD RACE. 5½ Furlongs. Purse \$14,000. Claiming. Fillies, 3-year-olds. Claiming price 16,000-14,000

| Index | Horse and Jockey | Wt. | PP | ST | ¼ | ½ | ¾ | Str. | Fin. | To \$1 |
|--------|-----------------------------|-----|----|----|------|------|---|------|------|--------|
| (1399) | Stach Sr., F Alvarado | 118 | 5 | 2 | 1 1½ | 1 2½ | - | 13 | 12¼ | 1.50 |
| 9093 | Rasing Slew, E Delahoussaye | 118 | 6 | 1 | 2hd | 23 | - | 26 | 29 | 2.00 |
| 1433 | Night Property, C McCarron | 118 | 3 | 3 | 3 3½ | 3 1½ | - | 31½ | 31¼ | 2.10 |
| 1457 | Fast Squeeze, P Atkinson | 115 | 2 | 4 | 4hd | 54 | - | 54 | 41¼ | 14.20 |
| 1506 | Pinkle Schoop, J Soto | 110 | 4 | 6 | 53 | 41 | - | 4hd | 53½ | 13.00 |
| | Fabulous Tonya, H Rosario | 109 | 1 | 5 | 6 | 6 | - | 6 | 6 | 71.30 |

5—STACH SR.....5.00 2.80 2.40
 6—RASING SLEW.....3.00 2.40
 3—NIGHT PROPERTY.....2.40

Off: 3:05 Time: :21.3 :44.3 :57.2 1:03 4/5, Track: Cloudy Fast. Winner-dbb.1.89 Slew's Royalty-Mad Abandon Tr-John, K Dolan. Mutuel Pool \$196,445 Exacta Pool \$214,587 Daily Triple Pool \$133,771.

\$2 EXACTA (5-6) PAID \$16.80
 \$3 DAILY TRIPLE (6-2-5) PAID \$336.00

E N T R O P Y
 * * * * *

DC/V COMPOSITE

Old Version

| Name | Ep/dv | P/dv | He/dv | Td/dv | Pm/dv |
|-------|---------|--------|---------|---------|---------|
| STACH | 100.000 | 98.478 | 99.865 | 99.865 | 99.865 |
| NIGHT | 99.456 | 98.227 | 98.481 | 98.311 | 98.602 |
| RASSI | 99.926 | 98.474 | 100.056 | 100.095 | 100.172 |

New Advanced Version

DC/V COMPOSITE

| Name | Ep/dv | P/dv | He/dv | Td/dv | Pm/dv |
|-------|---------|--------|---------|---------|---------|
| STACH | 102.354 | 98.478 | 99.865 | 99.865 | 99.865 |
| NIGHT | 101.415 | 98.227 | 98.481 | 98.311 | 98.602 |
| RASSI | 101.928 | 98.474 | 100.056 | 100.095 | 100.172 |

1620—SEVENTH RACE. 6½ Furlongs. Purse \$23,000. 4-year-olds and up. Claiming price \$32,000-28,000.

| Index | Horse and Jockey | Wt. | PP | ST | ¼ | ½ | ¾ | Str. | Fin. | To \$1 |
|--------|-----------------------------|-----|----|----|------|------|---|------|------|--------|
| 9740 | Abergwaun Lad, P Valenzuela | 117 | 5 | 1 | 1 1½ | 1 1½ | - | 15 | 19 | .60 |
| (1501) | Valid Pleasure, L Pincay Jr | 117 | 2 | 2 | 4 1½ | 3hd | - | 22 | 2¾ | 2.10 |
| 1481 | King Raj, P Atkinson | 117 | 3 | 5 | 5 | 5 | - | 3hd | 32 | 5.30 |
| 8249 | Skylaunch, J Fuentes | 112 | 4 | 4 | 2hd | 21 | - | 4½ | 44½ | 21.70 |
| 1544 | L'Dee Dasco, J Soto | 112 | 1 | 3 | 3hd | 4½ | - | 5 | 5 | 13.60 |

Scratched — Dachi's Folly, Record Boom, Syranus, Timeless Juan.

6—ABERGWAUN LAD.....3.20 2.20 2.10
 2—VALID PLEASURE.....2.40 2.10
 4—KING RAJ.....2.10

Off: 6:01 Time: :22.1 :45.1 1:09 2/5, 1:15 3/5, Track: Hazy & Fast. Winner-dbb.g.86 Island Whirl-Alice's Best Turn Tr-Walter Greenman. Mutuel Pool \$224,309. Exacta Pool \$251,335.

\$2 EXACTA (6-2) PAID \$6.20

Old Version

| Name | Ep/dv | P/dv | He/dv | Td/dv | Pm/dv |
|------|--------|--------|---------|---------|---------|
| ABER | 99.397 | 98.930 | 100.204 | 100.000 | 100.000 |
| VALD | 99.656 | 99.187 | 98.635 | 98.550 | 98.550 |

New

| Name | Ep/dv | P/dv | He/dv | Td/dv | Pm/dv |
|------|---------|--------|---------|---------|---------|
| ABER | 100.714 | 98.930 | 100.204 | 100.000 | 100.000 |
| VALD | 100.632 | 99.187 | 98.635 | 98.550 | 98.550 |

4073—FIRST RACE. 1 1/4 Miles. Purse \$13,000. Claiming. 3-year-olds and up. Claiming price 12,500-10,500

| Index | Horse and Jockey | Wt. | PP | ST | 1/4 | 1/2 | 3/4 | Str. | Fin. | To \$1 |
|--------|-------------------------------|-----|----|----|---------|---------|-------|---------|--------|--------|
| 2333 | Chantasong, K Desormeaux | 116 | 4 | 3 | 1 1/2 | 2 1/2 | 2 1/2 | 1 1/2 | 100 | 4.70 |
| 3085 | Loved And Won, H Torres | 114 | 3 | 4 | 3 1/2 | 3 1/2 | 3 1/2 | 2hd | 22 1/4 | 15.30 |
| 2318 | Rouvignac(Fr), A Cedeno | 116 | 5 | 1 | 2 1/2 | 1hd | 1hd | 3 1/2 | 3nk | 2.00 |
| 1106 | Mr. Winner, D Sorenson | 116 | 8 | 8 | 7 2 1/2 | 7 1 1/2 | 7hd | 7 1 1/2 | 4nk | 8.90 |
| (4009) | Avod Penalty, F Alvarado | 118 | 6 | 6 | 6hd | 6 1/2 | 6 1/2 | 4 1/2 | 5 1/4 | 14.40 |
| 3086 | Petronack, G Almeida | 114 | 7 | 7 | 4 1/2 | 4 1/2 | 4 1/2 | 5hd | 6 1/4 | 6.30 |
| 3087 | Courageous Prince, A Castanon | 116 | 1 | 5 | 8 | 8 | 5 1/2 | 6 1/2 | 7 1/4 | 8.60 |
| 3032 | Oh Wow, L Pincay Jr | 118 | 2 | 2 | 5 1/2 | 5 1/2 | 8 | 8 | 8 | 3.60 |

Scratched -- Indian Legend (NZ)

| | | | |
|-----------------|-------|------|------|
| 4—CHANTASONG | 11.40 | 6.00 | 4.00 |
| 3—LOVED AND WON | 14.80 | 8.20 | |
| 6—ROUVIGNAC | 3.60 | | |

Off 1:03 Time: :24.1 :48.2 1:12 3/5, 1:37 3/5, 1:50 4/5, Track: Clear & Fast. Winner-dbb g 88 Seattle Song-Tamura Tr-Paul, D Assinesi Own-Hicker, Rottman & Tarheel Stable Mutual Pool \$182,611.

Old Version

| Name | Ep/dv | P/dv | He/dv | Td/dv | Pm/dv |
|------|---------|--------|---------|---------|---------|
| ROUV | 99.949 | 99.983 | 99.423 | 99.407 | 99.407 |
| CHAN | 99.894 | 99.936 | 99.872 | 99.847 | 99.855 |
| LOVE | 100.128 | 99.676 | 100.000 | 100.128 | 100.097 |

New Advanced Version

| Name | Ep/dv | P/dv | He/dv | Td/dv | Pm/dv |
|------|--------|--------|---------|---------|---------|
| ROUV | 99.949 | 99.983 | 99.423 | 99.407 | 99.407 |
| CHAN | 99.894 | 99.936 | 99.872 | 99.847 | 99.855 |
| LOVE | 99.786 | 99.676 | 100.000 | 100.128 | 100.097 |

| Name | Ep/dv | P/dv | He/dv | Td/dv | Pm/dv | Total |
|------|-------|------|-------|-------|-------|-------|
| ROUV | 1 | 1 | 3 | 3 | 3 | 11 |
| CHAN | 2 | 2 | 2 | 2 | 2 | 10 |
| LOVE | 3 | 3 | 1 | 1 | 1 | 9 |

4076—FOURTH RACE. 1 1/16 Miles. Purse \$18,000. Maiden Claiming. Fillies, 2-year-olds. Claiming price 32,000-28,000

| Index | Horse and Jockey | Wt. | PP | ST | 1/4 | 1/2 | 3/4 | Str. | Fin. | To \$1 |
|-------|-------------------------------|-----|----|----|-------|-------|-------|-------|------|--------|
| 2378 | Duchess of Dignity, Delahussy | 117 | 10 | 2 | 1 1/2 | 1 1/2 | 1 1/2 | 1hd | 1nk | 3.70 |
| 2237 | A Cheta, P Valenzuela | 117 | 3 | 3 | 3 1/2 | 3 1/2 | 2 1/2 | 23 | 25 | .80 |
| 2378 | Becky Who, L Pincay Jr | 118 | 12 | 9 | 7 1/2 | 5 1/2 | 5 1/2 | 4 1/2 | 3nk | 59.10 |

| | | | |
|-----------------------|-------|------|------|
| 10—DUCHESS OF DIGNITY | 9.40 | 3.60 | 3.40 |
| 3—CHETA | 2.80 | 2.60 | |
| 12—BECKY WHO | 10.20 | | |

Off: 2:38 Time: :23.3 :48.2 1:13 3/5, 1:39 1/5, 1.46 Track: Clear & Fast. Winner-dbb.f.90

Old

| Name | Ep/dv | P/dv | He/dv | Td/dv | Pm/dv |
|-------|--------|---------|---------|---------|---------|
| DTCH | 98.036 | 100.552 | 100.605 | 99.916 | 100.069 |
| CHETA | 98.074 | 100.440 | 100.688 | 100.036 | 100.191 |

New

| Name | Ep/dv | P/dv | He/dv | Td/dv | Pm/dv |
|-------|---------|---------|---------|---------|---------|
| DTCH | 100.020 | 100.552 | 100.605 | 99.916 | 100.069 |
| CHETA | 99.947 | 100.440 | 100.688 | 100.036 | 100.191 |

| Name | Ep/dv | P/dv | He/dv | Td/dv | Pm/dv | Total |
|-------|-------|------|-------|-------|-------|-------|
| DTCH | 2 | 1 | 2 | 2 | 2 | 9 |
| CHETA | 3 | 2 | 1 | 1 | 1 | 8 |

No Commitment

DAVIS D S (1000 .00)

Own.—Murphy & Saxeoff & Sigband

Table with columns for date, race type, distance, and performance metrics for Davis D S.

LATEST WORKOUTS Oct 29 Hol 5f fst 1:00 H

B. g. 7, by Search for Gold—Premarital, by Impressive

\$10,000 Br.—Rancho Jovita (Cal)

Table with columns for date, race type, distance, and performance metrics for Search for Gold.

LATEST WORKOUTS Oct 24 Hol 4f fst :49 H

Lifetime 1992 5 0 0 0

Summary table for Search for Gold showing lifetime and race results.

Copeta

SORENSEN B (20 1 1 1 .05)

Own.—Wright Robert

Table with columns for date, race type, distance, and performance metrics for Sorensen B.

LATEST WORKOUTS Nov 2 Fpx 3f fst :36 H

B. h. 4, by Copelan—Seleta, by Majestic Light

\$10,000 Tr.—Elmendorf Farm (Ky)

Table with columns for date, race type, distance, and performance metrics for Copelan.

LATEST WORKOUTS Oct 22 Fpx 4f fst :49 B

Lifetime 1992 17 1 1 2

Summary table for Copelan showing lifetime and race results.

Oh Dat Fox

BLACK CA (21 1 0 5 .05)

Own.—Okuda & Yaghtegian

Table with columns for date, race type, distance, and performance metrics for Black Ca.

LATEST WORKOUTS Oct 28 SA 4f fst :49 H

Oh. h. or br. g. 7, by Tally Ho the Fox—Winged Affair, by Pilot

\$10,000 Tr.—Neilson & Hanson (Cal)

Table with columns for date, race type, distance, and performance metrics for Tally Ho the Fox.

LATEST WORKOUTS Sep 28 SA 4f fst :50 H

Lifetime 1992 8 0 3 1

Summary table for Oh Dat Fox showing lifetime and race results.

INTERPRETING ENTROPY'S READOUTS

A full run-down on ALL readouts will be provided at the end of this piece, For now let's focus on the main screens. FIRST the Kinetic Generator to see how these horses exert their energies.

| # | NAME | DIST. | 1ST CALL | 2ND CALL | FIN. CALL | 1st B/L | 2nd B/L | Stretch B/L | Final B/L |
|---|-------|-------|----------|----------|-----------|---------|---------|-------------|-----------|
| 1 | NO D | 6.0 | 22.1 | 45.3 | 111.1 | 6.00 | 2.50 | 3.50 | 1.50 |
| 2 | WHO D | 6.5 | 22.0 | 44.3 | 115.4 | 1.50 | 1.50 | 0.50 | 2.50 |
| 3 | GREEN | 7.0 | 22.2 | 45.4 | 123.1 | 9.00 | 7.75 | 5.50 | 7.75 |
| 4 | OH DA | 7.0 | 22.4 | 45.2 | 123.4 | 7.25 | 7.50 | 4.50 | 3.25 |
| 5 | NOCOM | 6.0 | 21.3 | 44.4 | 109.2 | 0.00 | 0.00 | 2.75 | 5.50 |

RAW ENERGY FACTORS

| Name | Total | Hidden | Fx | Med | Lex | 3rd | ESP Type |
|-------|--------|--------|-------|-------|-------|-------|-------------|
| NO D | 167.11 | 64.78 | 65.60 | 68.75 | 31.25 | 30.81 | E/P Presser |
| WHO D | 170.86 | 65.48 | 66.26 | 69.61 | 30.39 | 31.07 | E/P Presser |
| GREEN | 166.89 | 65.32 | 65.74 | 67.94 | 32.06 | 31.56 | Sustained |
| OH DA | 167.21 | 65.87 | 64.83 | 68.49 | 31.51 | 31.11 | S/P Presser |
| NOCOM | 170.77 | 64.63 | 67.12 | 69.55 | 30.45 | 31.10 | E/P Presser |

Both NOCOM and WHODUN emerge as Early - actually E/P Pressers - I whited out the Presser part to indicate that they were the ONLY Early type horses in the race. These horses need to be well out in front in order to win. Which one can we eliminate? Let's go now to the DREAM RACE Velocity Pars.

| Pace | Matchup | | |
|-------|---------|-------|-------|
| | F 1 | F 2 | F 3 |
| | 35.82 | 34.45 | 31.27 |
| NOCOM | 35.82 | 33.35 | 30.93 |
| WHO D | 35.00 | 34.23 | 30.90 |
| NO D | 34.47 | 33.66 | 30.53 |
| GREEN | 33.86 | 33.45 | 31.27 |
| OH DA | 33.42 | 34.45 | 30.83 |

DREAM RACE VELOCITY PARS

| Name | F 1 | F 2 | F 3 | S C |
|-------|---------|---------|---------|---------|
| NOCOM | 100.000 | 95.533 | 97.273 | 100.000 |
| WHO D | 97.683 | 98.023 | 97.143 | 99.941 |
| NO D | 97.537 | 97.790 | 97.613 | 99.588 |
| GREEN | 95.920 | 97.261 | 100.000 | 97.722 |
| OH DA | 94.595 | 100.000 | 98.477 | 98.453 |

NO COMMITMENT owns the Dream Race at the first fraction and at the Second Call. More significantly its 1st fraction lead over the next fastest horse - **WHODUNNIT** (The Favorite) is 2.32%. It's lead over the next fastest horse, **NO DB** (2nd Favorite) is 2.47%. It has a big lead over **OH DAT** 5.41%. At the Second call **NOCOM** leads the favorite by A margin of .059% and **GREEN** by 2.28%. Along with its other low velocity figures, **GREEN** thus becomes highly suspect. It is a **ONE MOVE 3rd Fraction Horse**. In later analysis we'll see how **GREEN** can be tossed.

Clients frequently ask me how these percentile numbers translate into beaten lengths. **FORGET IT!** We're not dealing in Beaten Lengths; that's an archaic paradigm. In the new era we're looking at Relationships measured in **ENERGY Exertion!**. That's what these numbers signify.

Since the favorite **WHODUN** is behind **NOCOM** by .12% in the 3rd fraction, we can discount the favorite at this point. Despite **NOCOM'S** apparent weakness in the 2nd fraction it did **NOT** lose its lead at the 2nd call.

So our only velocity concerns now are **GREEN** and **OH DAT** who owned the 100's in F-2 and F-3. **GREEN** is 4.09% behind **NOCOM** at the first fraction; 2.28 at the 2nd call. In the 3rd fraction it gains 2.7% in By the laws of kinetic energy physics its deficiencies outweigh its gains. Good-by Green.

On the other hand, **NODB** gains 2.61% over **NOCOM** in the final **TWO Fractions** (Hidden Energy) and exerts considerably more **TOTAL ENERGY** than either **GREEN** or **OH DAT**. So its gain is more significant. We leave this horse in for consideration.

NO COMMITMENT owns the Dream Race at the first fraction and at the Second Call. More significantly its 1st fraction lead over the next fastest horse - **WHODUNNIT (The Favorite)** is 2.32%. Its lead over the next fastest horse, **NO DB (2nd Favorite)** is 2.47%. It has a big lead over **OH DAT** 5.41%. At the Second call **NOCOM** leads the favorite by A margin of .059% and **GREEN** by 2.28%. Along with its other low velocity figures, **GREEN** thus becomes highly suspect. It is a **ONE MOVE 3rd Fraction Horse**. In later analysis we'll see how **GREEN** can be tossed.

Clients frequently ask me how these percentile numbers translate into beaten lengths. **FORGET IT!** We're not dealing in Beaten Lengths; that's an archaic paradigm. In the new era we're looking at Relationships measured in **ENERGY Exertion!**. That's what these numbers signify.

Since the favorite **WHODUN** is behind **NOCOM** by .12% in the 3rd fraction, we can discount the favorite at this point. Despite **NOCOM'S** apparent weakness in the 2nd fraction it did **NOT** lose its lead at the 2nd call.

So our only velocity concerns now are **GREEN** and **OH DAT** who owned the 100's in F-2 and F-3. **GREEN** is 4.09% behind **NOCOM** at the first fraction; 2.28 at the 2nd call. In the 3rd fraction it gains 2.7% in By the laws of kinetic energy physics its deficiencies outweigh its gains. Good-by Green.

On the other hand, **NODB** gains 2.61% over **NOCOM** in the final **TWO Fractions (Hidden Energy)** and exerts considerably more **TOTAL ENERGY** than either **GREEN** or **OH DAT**. So its gain is more significant. We leave this horse in for consideration.

NOW, to the DREAM RACE DECELERATION PARS:

| Name | Ep/dv | P/dv | He/dv | Td/dv | Pm/dv |
|-------|---------|--------|---------|---------|---------|
| Pace | 96.429 | 99.724 | 99.724 | 91.410 | 91.159 |
| NOCOM | 100.000 | 96.552 | 101.451 | 98.224 | 98.224 |
| WHO D | 102.308 | 99.123 | 98.753 | 100.423 | 98.158 |
| NO DB | 100.303 | 99.130 | 102.905 | 102.601 | 102.291 |
| OH DA | 104.073 | 97.364 | 97.888 | 104.922 | 100.816 |

First, and of great importance, you must come to realize that SLOWER horses decelerate the LEAST, so the HIGH numbers represent ratio of deceleration and HIGH is NOT necessarily best. As we see NOCOM has the greatest velocity AND the most deceleration, which is common especially in Sprint Races. Still NOCOM gets a number in the 100's which is good sign for the fastest early horse. Of all the OTHER contenders, NODB decelerates the least and WHODUN the most except for OH DAT who is the dedicated late Energy Runner here. Another reason to dispose of WHODUN - the favorite with the long layoff.(Over 3 mos.)

It was by modeling these DC ratios that BRUCE JORGENSON was able to record such fantastic win percentages at LGA and Yakima Meadows.

If the EP caves in, OH DAT picks up the pieces. We can scratch from almost any consideration WHODUN and GREEN.

Entropy's FINAL screen Ranks the PLACE HORSE First in this matchup, which is common and on purpose. But make no mistake about it, this program is designed to display the BRADSHAW Match-Up concepts as no other computerized procedure before it. It does for you what Bradshaw alone seems to be able to do by eyeball or looking at more conventional readouts. It WEIGHS how fast a horse can run by how fast it decelerates. THAT'S the secret of the Matchup.

We make no bones about the fact that ENTROPY'S DC/V readout gets the winner of this race no better than third. This is the chief reason I used the race: to demonstrate and interpret ENTROPY'S Full scale of readouts so that YOU won't make decisions solely on the FINAL screen. While that

screen with its rankings (LOW is Best) produces phenomenal results overall, I don't want anyone thinking that it's perfect. NOTHING is. Entropy's great power lies in the way it reduces the contention to FOUR, often THREE.

When only FOUR horses qualify Thoromation is uncanny in its ability to pick both the WIN and PLACE horse. It is that 5th and 6th horse, usually a one move horse, that clients frequently insist on entering, that clouds their readouts. ENTROPY ends that problem.

The important thing to remember is that about this first race, won wire to wire is that at this point in time Santa Anita was NOT favoring early horses. This race was the rare exception. To demonstrate what I mean, look at the results charts for the ENTIRE day. Only this ONE race won by a markedly early horse:

Oak Tree Charts

Copyright 1992 by Daily Racing Form, Inc. Reproduction prohibited.
Oak Tree Racing Association, Santa Anita Park, Arcadia, California.
All finishes confirmed by Eclipse Photography, Inc.
Friday, November 6, 1992. 24th Day of a 27-Day Meet.

4206—FIRST RACE. 7 Furlongs. Purse \$11,000. Claiming. 3-year-olds and up. Claiming price 10,000

| Index | Horse and Jockey | Wt. | PP | ST | ¼ | ½ | ¾ | Str. | Fin. | To \$1 |
|-------|-------------------------------|-----|----|----|------|-----|---|------|------|--------|
| 4091 | No Commitment, D Davis | 111 | 10 | 1 | 11 | 11½ | - | 11 | 13 | 5.20 |
| 4100 | No Doubles Match, D Flores | 116 | 3 | 7 | 4hd | 3hd | - | 3½ | 2no | 3.80 |
| 4099 | Oh Dat Fox, C Black | 116 | 12 | 2 | 3½ | 54 | - | 4½ | 3½ | 7.10 |
| 3086 | Green's Leader, F Alvarado | 116 | 5 | 10 | 10hd | 10½ | - | 7hd | 4hd | 7.80 |
| 1609 | Whodunnit (NZ), L Pincay Jr | 118 | 9 | 3 | 2hd | 21 | - | 2½ | 5½ | 1.80 |
| 3130 | Copeta, D Sorenson | 116 | 11 | 4 | 7½ | 7hd | - | 6hd | 6¼ | 28.40 |
| 1077 | Partnerswanaswitch, M Pedroza | 116 | 8 | 5 | 63 | 4hd | - | 5½ | 7½ | 11.60 |
| 1099 | Gentlemen's Style, J Castro | 116 | 7 | 6 | 8hd | 6hd | - | 81 | 9¼ | 14.70 |
| 4099 | Sammy's Birthday, O Berrio | 116 | 2 | 11 | 114 | 116 | - | 103 | 9¼ | 84.80 |
| 3132 | Just Boogiein' By, J Steiner | 118 | 4 | 9 | 97 | 82 | - | 92 | 102 | 38.90 |
| 4072 | Sedona Slew, L Gulas | 111 | 1 | 12 | 12 | 12 | - | 11½ | 112 | 118.40 |
| 8109 | Namib, A Cedeno | 114 | 6 | 8 | 6hd | 9¼ | - | 12 | 12 | 91.80 |

- Scratched — Hour Finder, Keep On Turnin, Little Teasar, Shear Clout
- 10—NO COMMITMENT 12.40 8.00 4.40
 - 3—NO DOUBLES MATCH 4.80 3.40
 - 12—OH DAT FOX 3.80

Off: 12:34 Time: :22.2 :45.1 :1:10 1:23 Track: Clear & Fast. Winner-b g 85 Search for Gold-Premarital Tr-Marcus Murphy Own-Mmes Murphy, Sasselli & Sigband. Mutuel Pool \$242,756.

4207—SECOND RACE. 1 1/16 Miles. Purse \$13,000. Claiming. Fillies & Mares, 3-year-olds and up. Claiming price 12,500-10,500

| Index | Horse and Jockey | Wt. | PP | ST | ¼ | ½ | ¾ | Str. | Fin. | To \$1 |
|-------|-------------------------------|-----|----|----|-----|-----|----|------|-------|--------|
| 4140 | Glorious Finale, K Desormeaux | 116 | 10 | 10 | 10 | 7½ | 12 | 16 | 16 | 3.80 |
| 4109 | Choix Mameison, C Nakatani | 114 | 8 | 7 | 74 | 62 | 5½ | 3½ | 21 | 4.90 |
| 3054 | Ultra Sass, E Delahoussaye | 116 | 1 | 1 | 23½ | 1½ | 1½ | 2½ | 32 | 1.40 |
| 4140 | A Kiss For Ca, D Flores | 116 | 4 | 2 | 31 | 31 | 2½ | 4½ | 4½ | 6.80 |
| 4120 | April's Benefit, M Vichas | 114 | 2 | 8 | 8½ | 93½ | 8½ | 5hd | 42¼ | 109.00 |
| 4109 | Valueval, A Castanon | 115 | 9 | 9 | 96 | 8½ | 61 | 76 | 6¼ | 61.00 |
| 4083 | Vals Valentine, M Pedroza | 116 | 5 | 5 | 54 | 4hd | 61 | 72½ | 12.90 | |
| 4109 | T.V. Tlssar, A Cedeno | 114 | 7 | 6 | 6½ | 73 | 9½ | 8½ | 86 | 32.50 |
| 4108 | Lady Nickle Less, M Montano | 111 | 6 | 3 | 3hd | 23 | 3½ | 9½ | 9½ | 9.30 |
| 4109 | Won Ton Ton, O Berrio | 116 | 3 | 4 | 4hd | 52 | 10 | 10 | 10 | 17.20 |

- Scratched — Ivory Tower (GB)
- 10—GLORIOUS FINALE 9.60 4.60 2.40
 - 8—CHOIX MAMAISON 4.80 2.80
 - 1—ULTRA SASS 2.60

Off: 1:05 Time: :22.2 :46.2 :1:12 2/5, 1:39 1:46 Track: Clear & Fast. Winner-b.m. 87 Relected Glory-Problem Solved Tr-Richard, W Mulhall Own-Armold & MLM Stable. Mutuel Pool \$211,831 Exacta Pool \$171,653 Daily Double Pool \$272,712. Quinella Pool \$55,302.

- \$2 EXACTA (10-8) PAID \$38.60
- \$2 DAILY DOUBLE (10-10) PAID \$77.60
- \$2 QUINELLA (8-10) PAID \$20.60

2—HER MINK COAT 3.40

Off: 2:43 Time: :23.1 :46.3 :1:11 1:23 2/5, 1:35 2/5, Track: Clear & Firm. Winner-dbb.f.88 Chief Singer-Belle Reel Tr-Julio, C Canani Own-Sahadi, Sloan & Sloan. Mutuel Pool \$250,063 Exacta Pool \$208,264 Trifecta Pool \$216,412.

- \$2 EXACTA (1-4) PAID \$19.40
- \$2 TRIFECTA (1-4-2) PAID \$103.20
- \$3 DAILY TRIPLE (5-3-1,7,8) PAID \$496.20

4211—SIXTH RACE. One Mile. Purse \$30,000. Claiming. 3-year-olds and up. Claiming price 50,000-45,000

| Index | Horse and Jockey | Wt. | PP | ST | ¼ | ½ | ¾ | Str. | Fin. | To \$1 |
|--------|---------------------------------|-----|----|----|-----|-----|--------|------|------|--------|
| 4116 | The Cleaners, E Delahoussaye | 116 | 1 | 7 | 7 | 7 | 6 | 2½ | 1¾ | 1.70 |
| 4101 | Blind Play, L Pincay Jr | 117 | 2 | 5 | 1hd | 1hd | 1½ | 11 | 24 | 10.70 |
| 2207 | Buda Red, K Desormeaux | 116 | 4 | 6 | 67 | 67 | 53 | 41 | 32 | 4.50 |
| 1539 | He's Illustrious, C McCarron | 118 | 3 | 4 | 21 | 2½ | 21 | 33 | 48½ | 7.50 |
| (4122) | Safe To Say, C Nakatani | 116 | 7 | 2 | 43½ | 44 | 41½ | 5½ | 59 | 4.40 |
| (4123) | Babynscoldoutside, P Valenzuela | 117 | 5 | 3 | 3hd | 3½ | 3hd | 6 | 6 | 6.60 |
| 4088 | Prince Of Honey, D Flores | 116 | 6 | 1 | 52½ | 51 | Pulled | up | | 7.50 |

- Scratched — Cobra Classic
- 1—THE CLEANERS 5.40 3.60 2.80
 - 2—BLIND PLAY 7.00 4.80
 - 4—BUDA RED 3.40

Off: 3:16 Time: :22.4 :46.1 :10 4/5, 1:23 3/5, 1:36 3/5, Track: Clear & Fast. Winner-ch g 88 Lines of Power-Truly Do Tr-Julio, C Canani Own-David I Sofro Trust. Mutuel Pool \$285,739 Exacta Pool \$278,409.

- \$2 EXACTA (1-2) PAID \$55.80

4212—SEVENTH RACE. 6 Furlongs. Purse \$30,000. Allowance. 3-year-olds and up.

| Index | Horse and Jockey | Wt. | PP | ST | ¼ | ½ | ¾ | Str. | Fin. | To \$1 |
|--------|-------------------------------|-----|----|----|-----|-----|---|------|------|--------|
| 4075 | Auriga, C Nakatani | 115 | 3 | 2 | 42 | 3hd | - | 33½ | 12 | 3.50 |
| 4007 | Phone Talk, M Pedroza | 121 | 2 | 1 | 1½ | 1hd | - | 1hd | 2¼ | 3.80 |
| (2355) | Echo Of Yesterday, C McCarron | 115 | 1 | 8 | 21 | 21 | - | 2½ | 32 | 35.90 |
| 4128 | Snag, E Delahoussaye | 121 | 6 | 6 | 5½ | 62 | - | 5½ | 4nk | 2.60 |
| --- | Beldandcayerless, L Pincay Jr | 118 | 4 | 3 | 3hd | 42 | - | 4½ | 5hd | 38.30 |
| (4065) | Won On Appeal, K Desormeaux | 115 | 8 | 5 | 71 | 72½ | - | 75 | 6¼ | 1.80 |
| 2033 | Really Solid, C Black | 118 | 7 | 4 | 6½ | 5½ | - | 6½ | 76 | 31.00 |
| 9707 | Hyannis, P Valenzuela | 121 | 5 | 7 | 8 | 8 | - | 8 | 8 | 19.00 |

- Scratched — Susan's Corsair
- 4—AURIGA 9.00 4.40 3.40
 - 3—PHONE TALK 4.80 3.40
 - 2—ECHO OF YESTERDAY 8.80

Off: 3:48 Time: :22.45 :1:57.1 :1:09 3/5, Track: Clear & Fast. Winner-b.c. 89 Star de Naskra-Top Line Tr-Bill Spawr Own-Melvin Ross. Mutuel Pool \$305,999 Exacta Pool \$276,042 Quinella Pool \$51,861.

- \$2 EXACTA (4-3) PAID \$36.80
- \$2 QUINELLA (3-4) PAID \$15.80

4208—THIRD RACE. 6 Furlongs. Purse \$26,000. Maiden. Fillies, 2-year-olds, Cal-breds.

| Index | Horse and Jockey | Wt. | PP | ST | ¼ | ½ | ¾ | Str. | Fin. | To \$1 |
|-------|-------------------------------|-----|----|----|-------|-------|---|-------|-------|--------|
| 4024 | Magical Bridge, C Nakatani | 117 | 5 | 2 | 4½ | 3½ | - | 2 1½ | 12 | 10.80 |
| 4024 | My Irish Lady, K Desormeaux | 117 | 4 | 3 | 1½ | 1½ | - | 1½ | 2 1/4 | 1.70 |
| 4024 | Amber Kitty, C McCarron | 117 | 6 | 5 | 7 3/4 | 7hd | - | 8hd | 4 1/4 | 3.80 |
| 4123 | Financially Fit, P Valenzuela | 117 | 3 | 7 | 8 1/4 | 4 1/2 | - | 4 1/2 | 5 1/4 | 12.60 |
| 4123 | Stytle Cinnamon, L Pincay Jr. | 117 | 1 | 4 | 2 1/2 | 2 1/2 | - | 3 1/2 | 6 1/4 | 2.60 |
| 4123 | Our Cynid Lu, J Stelner | 117 | 2 | 6 | 5 1/2 | 5 1/2 | - | 5 1/2 | 7 1/2 | 128.40 |
| 4123 | Topsy K., E Delahoussaye | 117 | 8 | 1 | 3 1/2 | 6 1/2 | - | 8 | 8 | 5.50 |

5—MAGICAL BRIDGE..... 23.20 8.00 5.20
 4—MY IRISH LADY..... 3.20 2.60
 7—TIMELY SECRET..... 10.80

Off: 1:36 Time: 21.4 :45.2 :58.1 1:11 1/5, Track: Clear & Fast. Winner-ch.1.90 Al Macion-Gentle Hands Tr-Bruce Headley Own-Edward Naham. Mutuel Pool \$234,138 Exacta Pool \$213,905.

\$2 EXACTA (5-4) PAID \$81.40

4209—FOURTH RACE. One Mile. Purse \$18,000. Maiden Claiming. 3-year-olds and up. Claiming price 32,000-28,000

| Index | Horse and Jockey | Wt. | PP | ST | ¼ | ½ | ¾ | Str. | Fin. | To \$1 |
|-------|------------------------------|-----|----|----|-------|-------|-------|-------|-------|--------|
| 4081 | Icy Cuddle, K Desormeaux | 118 | 2 | 3 | 4½ | 4hd | 1hd | 13 | 14 | 3.30 |
| 4112 | Nova Star, D Flores | 119 | 1 | 2 | 2 1/2 | 1 1/2 | 2 1/2 | 2 1/2 | 2 1/2 | 11.30 |
| 9524 | Flying Proof, E Delahoussaye | 118 | 8 | 6 | 6 1/2 | 6 1/2 | 5 1/2 | 3d | 3d | 3.60 |
| 4036 | Admiral Carro, C Nakatani | 118 | 9 | 5 | 5 1/2 | 5 1/2 | 3 1/2 | 4d | 4 1/4 | 0.70 |
| 4112 | Junior Bill, F Alvarado | 118 | 5 | 7 | 9 | 9 | 6 1/2 | 5 1/2 | 5 1/2 | 51.70 |
| 3078 | Tanganyika, L Stelner Jr. | 116 | 4 | 4 | 3 1/2 | 3 1/2 | 4 1/2 | 6 1/2 | 6 1/2 | 43.60 |
| 9715 | David's Dusty, J Stelner | 118 | 3 | 1 | 1hd | 2hd | 7 1/2 | 7 1/2 | 7 1/2 | 37.60 |
| 4081 | Caro Him Gone (Ire), C Arias | 119 | 7 | 9 | 8 1/2 | 8 1/2 | 8 1/2 | 8 1/2 | 8 1/2 | 118.50 |
| 4117 | Gayler Again, A Castanon | 118 | 6 | 8 | 7 1/2 | 7 1/2 | 9 | 9 | 9 | 179.80 |

Scratched — Just N Allen, Kings Tournament, Lost City, Someone Fabulous

3—ICY CUDDLE..... 8.60 3.80 3.20
 1—NOVA STAR..... 7.20 4.20
 9—FLYING PROOF..... 3.80

Off: 2:09 Time: 23.1 :47.1 1:12 1/5, 1:25 1:38 Track: Clear & Fast. Winner-gr.9 Iccapade-Cuddle Time Tr-Bob Balfert Own-Pegram & Roth. Mutuel Pool \$223,212 Exacta Pool \$238,809.

\$2 EXACTA (3-1) PAID \$48.00

4210—FIFTH RACE. One Mile. Turf Purse \$32,000. Allowance. Fillies & Mares, 3-year-olds and up.

| Index | Horse and Jockey | Wt. | PP | ST | ¼ | ½ | ¾ | Str. | Fin. | To \$1 |
|-------|--------------------------------|-----|----|----|-------|-------|-------|-------|--------|--------|
| 4115 | Kalita Melody (GB), Delahussy | 118 | 1 | 7 | 7 | 6 1/2 | 5 1/2 | 3 1/2 | 12 1/2 | .80 |
| 4115 | Darwolf, C Nakatani | 114 | 4 | 3 | 4 1/2 | 4 1/2 | 3hd | 2hd | 2 1/4 | 6.10 |
| 9480 | Her Mink Coat, L Pincay Jr. | 121 | 2 | 2 | 1 1/2 | 1 1/2 | 1 1/2 | 1 1/2 | 3 1/2 | 8.60 |
| 1329 | Justamente (Arg), K Desormeaux | 118 | 6 | 1 | 2 1/2 | 2 1/2 | 2 1/2 | 4 1/2 | 4 1/2 | 3.40 |
| 4115 | Assertively, C McCarron | 118 | 7 | 8 | 3hd | 3 1/2 | 4 1/2 | 5 1/2 | 5 1/2 | 28.20 |
| 4059 | Apache Road, C Black | 118 | 5 | 5 | 6 1/2 | 7 | 7 | 7 | 6 1/2 | 68.40 |
| 4043 | Maribiya (Fr), P Valenzuela | 117 | 3 | 4 | 5 1/2 | 5 1/2 | 6 1/2 | 6 1/2 | 7 | 8.50 |

Scratched — Brandy O'Brien, Devil's Swap

1—KALITA MELODY..... 3.60 2.80 2.40
 4—DARWOLF..... 4.20 2.80

4213—EIGHTH RACE. One Mile. Turf Purse: \$55,000 Added "The Matching" A Handicap for Fillies, 3-year-olds:-

| Index | Horse and Jockey | Wt. | PP | ST | ¼ | ½ | ¾ | Str. | Fin. | To \$1 |
|--------|------------------------------|-----|----|----|-------|-------|-------|-------|-------|--------|
| 4071 | Certam De May, K Desormeaux | 115 | 6 | 4 | 5 1/2 | 5hd | 3 1/2 | 3 1/2 | 1 1/2 | 1.70 |
| 2287 | Morrison Belle, P Valenzuela | 117 | 4 | 2 | 1hd | 1hd | 1hd | 1hd | 2 1/4 | 4.60 |
| 8124 | Stormagain, E Delahoussaye | 117 | 3 | 5 | 4 1/2 | 3 1/2 | 2 1/2 | 2 1/2 | 3 1/2 | 1.20 |
| (4142) | Her Elegant Ways, D Flores | 112 | 2 | 6 | 6 | 6 | 4 1/2 | 4 1/2 | 4 1/2 | 31.70 |
| 2096 | Hopeful Amber, C McCarron | 115 | 1 | 3 | 3hd | 4 1/2 | 5 1/2 | 5 1/2 | 5 1/2 | 6.30 |
| 9782 | Alpine Queen, C Nakatani | 113 | 5 | 1 | 2 1/2 | 2 1/2 | 6 | 6 | 6 | 34.20 |

6—CERTAM DE MAY..... 5.40 3.00 2.10
 4—MORRISON BELLE..... 4.20 2.20
 3—STORMAGAIN..... 2.20

Off: 4:19 Time: 23.1 :46.4 1:11 1:23 1/5, 1:35 3/5, Track: Clear & Firm. Winner-dbb.1.89 Smile Doris's Secret Tr-Craig, A Lewis Own-Photini Jaffe. Mutuel Pool \$289,348 Exacta Pool \$282,131 Daily Triple Pool \$225,683.

\$2 EXACTA (6-4) PAID \$24.60
\$3 DAILY TRIPLE (1,5-4-6) PAID \$169.80

4214—NINTH RACE. 6 Furlongs. Purse \$17,000. Maiden Claiming. Fillies & Mares, 3-year-olds and up, Cal-bred. Claiming price 32,000-28,000

| Index | Horse and Jockey | Wt. | PP | ST | ¼ | ½ | ¾ | Str. | Fin. | To \$1 |
|-------|---------------------------------|-----|----|-----|--------|-------|---|--------|--------|--------|
| 3129 | Hasty Ridge, M Pedroza | 116 | 2 | 7 | 6 1/2 | 5 1/2 | - | 3 1/2 | 1nk | 5.60 |
| 4047 | Victory Date, K Desormeaux | 118 | 4 | 2 | 1hd | 1 1/2 | - | 1 1/2 | 2 1/2 | 1.50 |
| 4047 | Crimson Steel, F Alvarado | 118 | 5 | 5 | 5 1/2 | 3hd | - | 2 1/2 | 3 1/2 | 1.80 |
| --- | Rain Crystal's, G Almeida | 118 | 11 | 8 | 8hd | 6 1/2 | - | 5 1/2 | 4 1/4 | 31.00 |
| 3087 | Aggravation Lady, M Linares | 118 | 7 | 3 | 2 1/2 | 2 3/4 | - | 4 1/2 | 5 1/2 | 26.50 |
| 2092 | Looking Left, A Caden | 116 | 3 | 10 | 9 1/2 | 8 1/2 | - | 7 1/2 | 6 1/2 | 15.30 |
| 9958 | Princess Preference, D Scremson | 120 | 10 | 1 | 3 1/2 | 4 1/2 | - | 6 1/2 | 7 1/2 | 37.40 |
| 3117 | Miraculous Lady, G Mitchell | 120 | 6 | 9 | 11 | 11 | - | 8 1/2 | 8 1/2 | 128.40 |
| --- | Eldorado Dream, G Gadosch | 118 | 11 | 7hd | 6hd | - | - | 9hd | 9 1/4 | 13.30 |
| 4034 | So Everlasting, C Black | 120 | 8 | 6 | 10 1/2 | 10hd | - | 10 1/2 | 10 1/2 | 67.30 |
| 4054 | Fifty Six Coins, L Guins | 111 | 9 | 4 | 4 1/2 | 7 1/2 | - | 11 | 11 | 79.60 |

Scratched — Lady Chief, Majestic Tate, Mystic Jeri, Oak Wreath, Streaking Cat

2—HASTY RIDGE..... 13.20 5.00 2.60
 4—VICTORY DATE..... 3.00 2.40
 5—CRIMSON STEEL..... 2.20

Off: 4:55 Time: 22 :45 2 :58.1 1:11 2/5, Track: Clear & Fast. Winner-b.f.89 Captain Nick-Grand Ridge Tr-Gerald, M Sinna Own-JC Cole. Mutuel Pool \$196,361 Exacta Pool \$133,466 Daily Double Pool \$141,732. Trifecta Pool \$223,899.

\$2 EXACTA (2-4) PAID \$34.00
\$2 DAILY DOUBLE (6-2) PAID \$50.40
\$2 DAILY DOUBLE CONSOLATION (6-6) PAID \$5.00
\$2 TRIFECTA (2-4-5) PAID \$83.80

Pick Six Winning Numbers: 3/1,7,8/1,5/4/6/2. Pick Six Pool \$556,956 plus \$157,300.15 Carryover 22 Tickets with 6 winners Paid \$17,266.20. 558 Tickets with 5 winners Paid \$398.80

Pick Nine Winning Numbers: 10/10/5/3/1,7,8/1,5/4/6/2. Pick Nine Pool \$24,855. No Tickets with 9 or 8 winners. 10 Tickets with 7 winners Paid \$993.20. Total Pick Nine Carryover for Saturday \$54,200.98

On-Track Attendance 11,249. Mutuel Handle \$2,350,816. Inter-Track Attendance 15,969. Mutuel Handle \$2,632,770. Out of State Attendance N/A. Mutuel Handle \$1,003,132. Total Attendance 27,218. Mutuel Handle \$5,986,718.

Now let's run this field, BEFORE SCRATCHES, through some other programs and see if we can isolate the win bets and exacta/quinella wager. First the highly touted version of PHASE I - TPR used exactly as directed by the other authors of PACE MAKES THE RACE.

RACE: NOV6 PHASE I REPORT DIST: 7.0
 EARLY PACE RANKING

| NAME | EPR | FFR | T P R |
|--------|------|-----|----------------|
| NO COM | 94.7 | 1 | 79.8 5 174.5 3 |
| WHO D | 93.6 | 2 | 84.9 3 178.5 1 |
| NO DBL | 90.4 | 3 | 83.1 4 173.5 4 |
| GREEN | 85.6 | 4 | 90.1 1 175.7 2 |
| OH DAT | 84.2 | 5 | 86.5 2 170.7 5 |

Naturally, TPR likes WHODUNNIT, the FAVORITE the most. You'll seldom leave out a favorite when using it. It likes GREEN Far TOO much and discounts OH DAT FOX to last. It DOES get NOCOM 1st in Early and 3rd overall, which is to its credit. But WHY does it relegate NODBL to 4th? Now let's look at the PHASE I version in THOROMATION which requires NO 3 Year Best adjustments and NO insertion of the DRF Daily Variant.

P H A S E 1

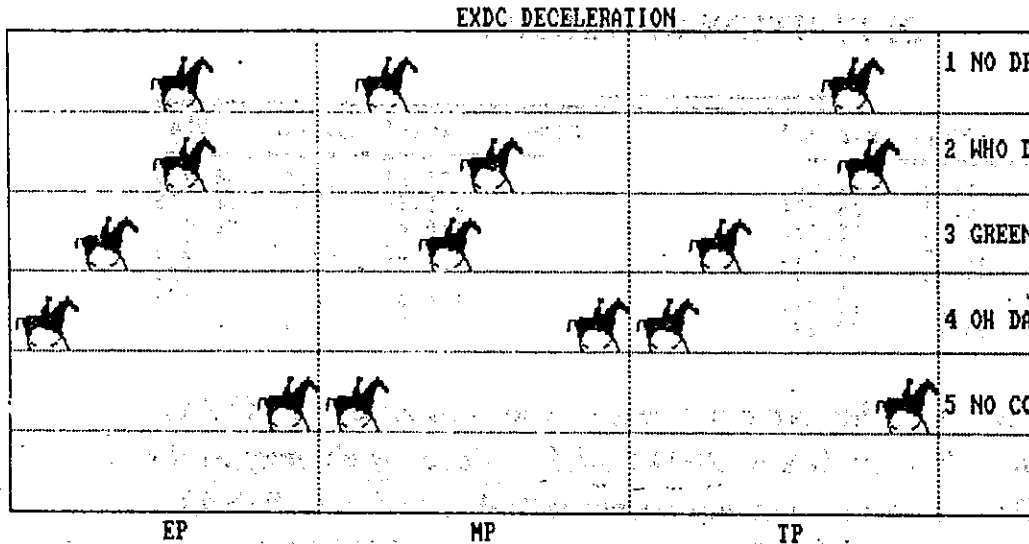
| Name | Epr | Lpr | Cpr |
|-------|------|------|-------|
| NO DB | 88.2 | 87.0 | 175.3 |
| WHO D | 95.5 | 85.5 | 181.0 |
| GREEN | 83.2 | 88.0 | 171.3 |
| OH DA | 85.5 | 87.2 | 172.7 |
| NO CO | 96.0 | 82.5 | 178.5 |

Note that we use EPR - Early Pace Rating, LPR, Late Pace Rating and CPR, Composite Pace Rating. NO PROGRAM containing only TWO elements of a race can properly be called TOTAL PACE!

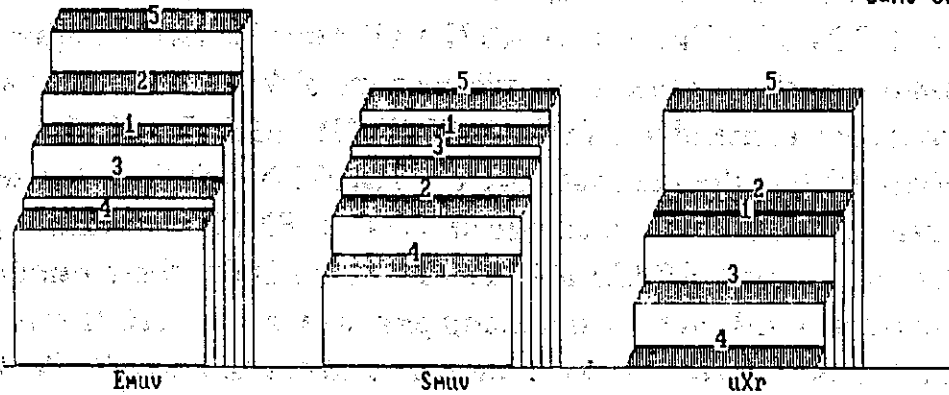
Here we see WHO as #1 again. But NOCOM moves up to 2nd and NODB is 3rd straight across the board. GREEN is ousted.

A few of you who received the NEW-ADVANCED Thoromation Program with Phase I and the reverse projector, complain that because the PHASE I numbers do not match your original Phase I, that it is wrong. NO, they're not wrong, THEY'RE BETTER. If you wish to see Phase I at its supreme best, incorporating the procedures from the ADVANCED CONCEPTS chapter in PACE MAKES THE RACE, read Guy Wadsworth's article a few pages ahead in this issue.

Next a look at how THOROMATION VIEWS THIS RACE:



1=NO DB
2=WHO D
3=GREEN
4=OH DA
5=NO CO



4206—FIRST RACE. 7 Furlongs. Purse \$11,000. Claiming. 3-year-olds and up. Claiming price 10,000

| Index | Horse and Jockey | Wt. | PP | ST | ¼ | ½ | ¾ | Str. | Fin. | To \$1 |
|-------|-------------------------------|-----|----|----|------------------|------------------|---|------------------|-----------------|--------|
| 4091 | No Commitment, D Davis | 111 | 10 | 1 | 1 ¹ | 1 ^{1½} | - | 11 | 1 ³ | 5.20 |
| 4100 | No Doubles Match, D Flores | 116 | 3 | 7 | 4 ^{hd} | 3 ^{hd} | - | 3 ^{1½} | 2 ^{no} | 3.80 |
| 4099 | Oh Dat Fox, C Black | 116 | 12 | 2 | 3 ^{1½} | 5 ⁴ | - | 4 ^{2½} | 3 ^{2½} | 7.10 |
| 3086 | Green's Leader, F Alvarado | 116 | 5 | 10 | 10 ^{hd} | 10 ^{1½} | - | 7 ^{hd} | 4 ^{hd} | 7.80 |
| 1809 | Whodunnit (NZ), L Pincay Jr | 118 | 9 | 3 | 2 ^{hd} | 2 ¹ | - | 2 ^½ | 5 ^{2¼} | 1.80 |
| 3130 | Copeta, D Sorenson | 116 | 11 | 4 | 7 ^½ | 7 ^{hd} | - | 6 ^{hd} | 6 ^¾ | 28.40 |
| 4077 | Partnerswanaswitch, M Pedroza | 116 | 8 | 5 | 5 ³ | 4 ^{hd} | - | 5 ^{1½} | 7 ^½ | 11.60 |
| 4099 | Gentlemen's Style, J Castro | 116 | 7 | 6 | 8 ^{hd} | 6 ^{hd} | - | 8 ¹ | 8 ^{2½} | 14.70 |
| 4099 | Sammy's Birthday, O Berrio | 116 | 2 | 11 | 11 ⁴ | 11 ⁶ | - | 10 ³ | 9 ^¾ | 84.80 |
| 3132 | Just Boogiein' By, J Steiner | 118 | 4 | 9 | 9 ⁷ | 8 ² | - | 9 ² | 10 ² | 36.90 |
| 4072 | Sedona Slew, L Guiles | 111 | 1 | 12 | 12 | 12 | - | 11 ^{1½} | 11 ² | 118.40 |
| 8109 | Namib, A Ceden | 114 | 6 | 8 | 6 ^{hd} | 9 ^{1½} | - | 12 | 12 | 91.80 |

Scratched — Hour Finder, Keep On Turnin, Little Teasar, Shear Clout

'NUFF SAID.

| | | | |
|--------------------|-------|------|------|
| 10—NO COMMITMENT | 12.40 | 8.00 | 4.40 |
| 3—NO DOUBLES MATCH | 4.80 | 3.40 | |
| 2—OH DAT FOX | | 3.80 | |

Now, we'll go straight to the DEFINITION of ENTROPY Terms. Then to an article by SAM WADA where he delves into his new SW/Factor. He chose a race that we also did with ENTROPY. So we'll kill two birds with one stone by showing you the ENTROPY READOUTS and results charts at the end of SAM'S article.

In FOLLOW-UP #37 we will offer the second and final installment of our detailed look into ENTROPY. To close Part I, here is a complete set of definitions for ENTROPY terms:

DEFINITION OF TERMS:

| Name | Total | 2ndCall | Par Med | Name | Total | Median | Dte |
|------|--------|---------|---------|------|--------|--------|--------|
| | 172.78 | 68.56 | 88.617 | | 175.84 | 69.62 | 98.066 |
| | 172.80 | 68.76 | 88.084 | | 175.84 | 68.43 | 98.065 |
| | 172.28 | 68.16 | 92.589 | | 175.83 | 67.92 | 98.064 |
| | 173.88 | 67.45 | 95.112 | | 175.83 | 67.74 | 98.063 |
| | 176.91 | 67.63 | 95.376 | | 175.83 | 69.71 | 98.063 |
| | 176.19 | 68.21 | 92.891 | | 175.83 | 68.31 | 98.062 |
| | 172.24 | 68.18 | 92.591 | | 175.82 | 68.44 | 98.059 |

Reading left to right: First the name of the horse as you enter it. **TOTAL ENERGY** is the Total Energy RAW. **2ND CALL** is Percent Energy at the 2nd call. **PAR MED.** = The relationship between 2nd CALL and FINAL FRACTION. Moving to the Right Hand set of Numbers: **TOTAL** is the amount of TOTAL ENERGY as ADJUSTED by the user's choice. The program offers three choices. In this case the TWO Adjustment was used equalizing each contender's TOTAL ENERGY. **MEDIAN** is the ADJUSTED % Median. **DTE** is the readout BRUCE JORGENSEN found so useful. It constitutes each entry's percentage of TOTAL ENERGY relative to the Total Energy of the DREAM RACE. Except for DTE, these numbers should be observed as PAR factors in making parameters; so HIGH is not necessarily best. LOOK for the range of numbers that are WINNING. For Exacta wagers also note the numerical range that predicts the PLACE HORSE.

| Pace | Matchup | | |
|------|---------|-------|-------|
| | F 1 | F 2 | F 3 |
| | 34.64 | 34.32 | 32.39 |
| | 34.64 | 34.22 | 29.97 |
| | 34.64 | 34.32 | 29.88 |
| | 34.47 | 33.55 | 32.39 |
| | 34.41 | 33.15 | 31.09 |
| | 34.31 | 34.10 | 31.73 |
| | 34.20 | 33.24 | 31.82 |
| | 33.79 | 33.74 | 31.09 |

| Name | Deceleration Pars | | |
|------|-------------------|-------|-------|
| | Mp/dv | He/dv | Td/dv |
| | 97.84 | 87.59 | 86.51 |
| | 98.14 | 87.06 | 86.25 |
| | 98.48 | 96.55 | 93.95 |
| | 97.75 | 93.79 | 90.36 |
| | 99.54 | 93.05 | 92.48 |
| | 97.90 | 95.74 | 93.06 |
| | 99.55 | 92.15 | 92.02 |

The blank space is where you'll see the names of YOUR entries. **PACE** is the DREAM RACE Fractions in Energy! Moving to the right hand screen under **DECELERATION PARS**: **MP/DV** = MEDIAN ENERGY PAR weighted by DECELERATION & VELOCITY. **HE/DV** = HIDDEN ENERGY weighted by DECELERATION & VELOCITY. **TD/DV** = TOTAL DECELERATION (First Fraction relative to Final Fraction) weighted by DECELERATION & VELOCITY. These numbers also represent parameters and what is winning (or placing) - NOT necessarily HIGH - is best.

DREAM RACE VELOCITY PARS

| Name | F 1 | F 2 | F 3 | S C |
|------|---------|---------|---------|---------|
| | 100.003 | 99.705 | 92.536 | 99.254 |
| | 99.999 | 100.003 | 92.254 | 99.559 |
| | 99.507 | 97.749 | 100.000 | 99.409 |
| | 99.313 | 96.590 | 95.990 | 98.483 |
| | 99.030 | 99.361 | 97.959 | 100.000 |
| | 98.709 | 96.854 | 98.251 | 98.026 |
| | 97.533 | 98.324 | 95.999 | 98.492 |

For a quick and easy study, which most clients will use to the exclusion of ALL OTHER readouts, the next three screens tell the story best. DREAM RACE VELOCITY PARS represent the entrants numbers at the three fractional and 2nd Call times, RELATIVE to the DREAM RACE. Here HIGH IS BEST.

DREAM RACE DECELERATION PARS

| Name | Ep/dv | P/dv | He/dv | Td/dv | Pm/dv |
|------|---------|--------|---------|---------|---------|
| Pace | 98.578 | 99.513 | 100.490 | 94.378 | 94.840 |
| | 99.250 | 99.062 | 92.810 | 92.533 | 93.232 |
| | 99.561 | 99.071 | 92.251 | 92.255 | 92.662 |
| | 99.901 | 98.812 | 102.303 | 100.495 | 100.594 |
| | 99.163 | 98.558 | 99.379 | 96.654 | 97.469 |
| | 100.979 | 99.848 | 98.589 | 98.918 | 97.959 |
| | 99.308 | 99.288 | 101.443 | 99.536 | 100.229 |
| | 100.983 | 99.683 | 97.636 | 98.427 | 97.469 |

Here we see DECELERATION factors relative to the DREAM RACE. Once again we have the familiar terms EP= Early Pace, HE - Hidden Energy. TD = Total Deceleration. PM = Par Median. In each case DV stands for Deceleration weighted by Velocity. We have ADDED one additional factor which has increased the proficiency of the program dramatically. It is P/DV. This stands for PRESSER Deceleration/Velocity. It represents the relationship between a horses Second FRACTION and its 2nd CALL.

Logic tells us that SLOWER horses will have the LEAST deceleration. Thus a HIGH number here is BEST ONLY when the animal is in the TOP echelon in DTE and DREAM RACE VELOCITY. Beware of high DC Par numbers when applied to SLOW velocity numbers. HOWEVER, since most clients want to get on with a final predictor and NOT do the kind of work engaged in by SAM WADA and BRUCE JORGENSON, these NEXT two screen will probably be all they will ever use.

DC/V COMPOSITE

| Name | Ep/dv | P/dv | He/dv | Td/dv | Pm/dv |
|--------|--------|---------|---------|---------|-------|
| 99.077 | 99.271 | 94.465 | 94.401 | 94.563 | |
| 99.306 | 99.426 | 94.190 | 94.191 | 94.285 | |
| 99.315 | 98.695 | 100.589 | 100.124 | 100.149 | |
| 98.669 | 98.047 | 97.835 | 97.153 | 97.353 | |
| 99.879 | 99.764 | 98.625 | 98.707 | 98.469 | |
| 98.476 | 98.384 | 99.497 | 99.008 | 99.184 | |
| 99.132 | 99.045 | 97.398 | 97.597 | 97.357 | |

This is the DC/V COMPOSITE. It weighs VELOCITY with DECELERATION by the categories already defined. All numbers are percentages of the DREAM RACE - which you know by now constitutes the fractional and 2nd CALL PARS for a given race.

ENTROPY

SORT DC/V COMPOSITE

| Name | Ep/dv | P/dv | He/dv | Td/dv | Pm/dv | Total |
|------|-------|------|-------|-------|-------|-------|
| | 5 | 3 | 6 | 6 | 6 | 26 |
| | 3 | 2 | 7 | 7 | 7 | 26 |
| | 2 | 5 | 1 | 1 | 1 | 10 X |
| | 6 | 7 | 4 | 5 | 5 | 27 |
| | 1 | 1 | 3 | 3 | 3 | 11 X |
| | 7 | 6 | 2 | 2 | 2 | 19 X |
| | 4 | 4 | 5 | 4 | 4 | 21 |

And finally, the single most important screen. The COMPOSITE SCREEN, ranked and sorted. Under Total, LOW IS BEST!

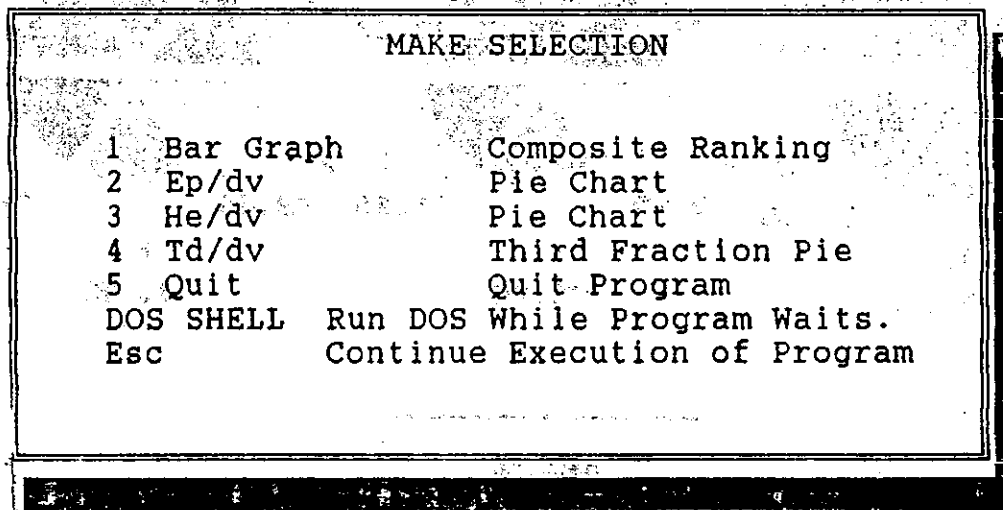
For the most part THIS is the screen referred to by users such as Vaughn Youtz who report such fabulous results from ENTROPY. Extensive tests throughout North America indicate that this screen will FAIL to put the winner in the Top 3 ONLY when the race is won by a horse who runs COUNTER to the MATCH-UP. This anomaly is caused by a variety of factors commonly call RACING LUCK which includes weather imposed surface bias, trouble, jockey error or other non-predictable variables.

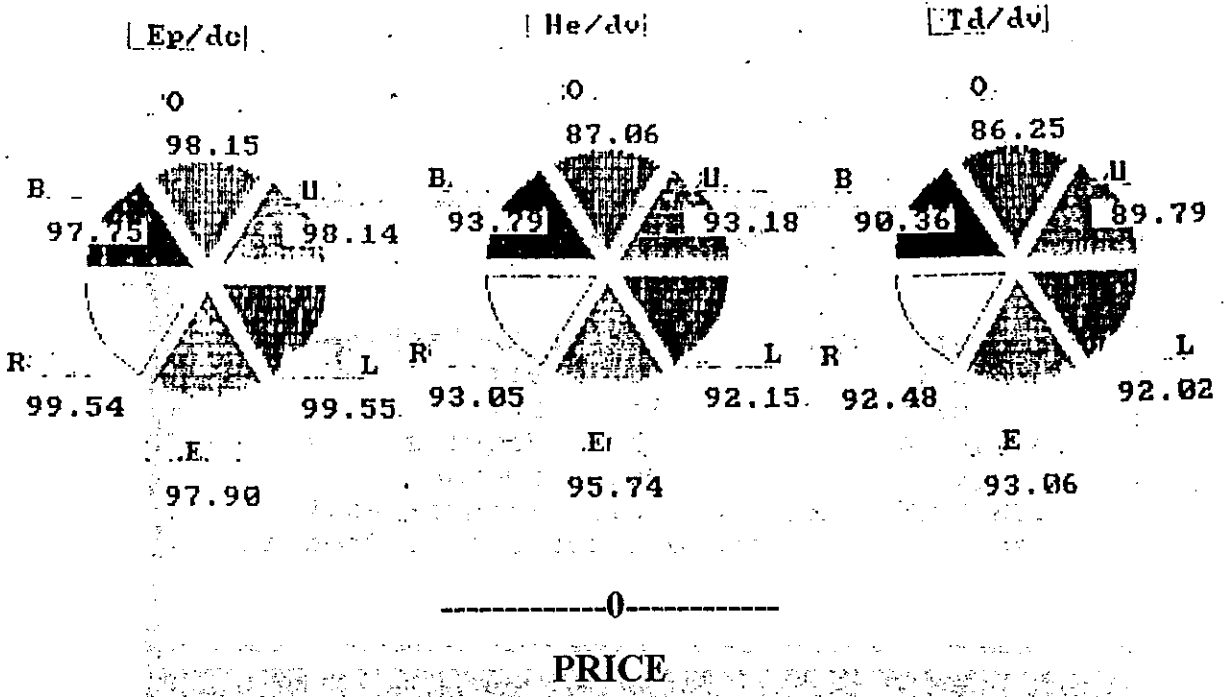
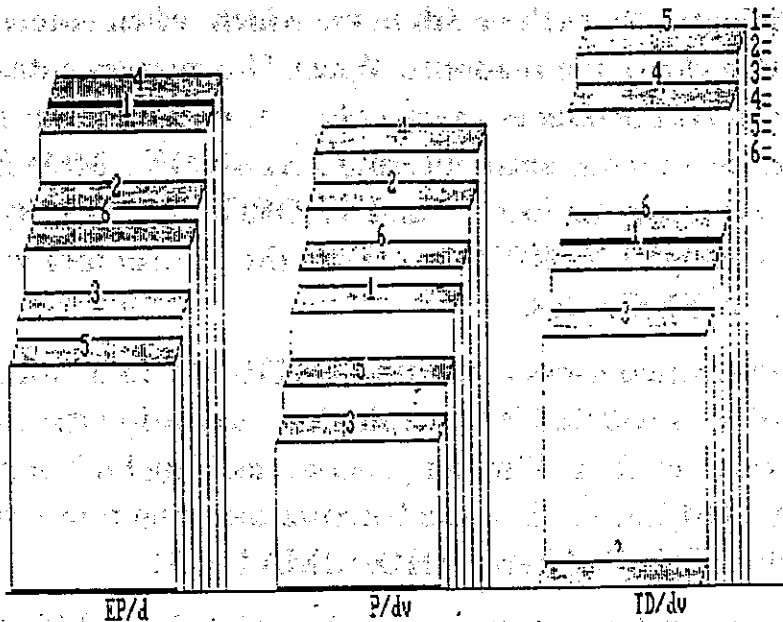
So far tests show that the PLACE HORSE Ranks BEST on the sort. The winner most often ranks SECOND. This is by design so that clients can better find the place horse and capitalize on the the profits from Exacta/Quinella wagers.

This program is especially adept at narrowing the contention down to FOUR. This eliminates that 4th or 5th horse which, when entered into Thoromation often skews the readouts. When Thromation entries are limited to FOUR, the program produces spectacular results. Jim "The Hat" has been warning us for years against entering FALSE, ONE MOVE horses into ANY program, especially ENERGY! and THOROMATION. By running your pace lines through ENTROPY you have the perfect tool for limiting a race to TRUE CONTENDERS.

While more sophisticated users can utilize ENTROPY as a handicapping program, MOST of us will find it best suited to narrowing the contenders in a race down to three or four. If it can produce, as Vaughn Youtz testifies, 65% winners by ITSELF, think of the bonanza awaiting those who use it in conjunction with ENERGY, KGEN/THOROMATION!

The program comes with an assortment of Bar Graphs and Pie Charts for easier Visualization. EXAMPLES:





For IBM & Compatible only. Cost: \$99. For those who actually PAID (we have you on record) for your DC Pars program-as opposed to those who received either DC Pars or the old Entropy as a seminar bonus, \$75.

Available on 3.5 or 5.25 disc.

Factor SW



By Sam Wada

Dr. Sartin asked me introduce Factor SW in the Follow Up with a couple of sample races. Before doing that, I'd like to give you a little background on how this particular tool was developed.

About three and a half years ago, in an effort to streamline and improve my contender selection process, I experimented with various combinations of his original equations and factors. I was fortunate enough to hit upon a combination that, for me, was highly predictive. I've used this since then to select my contenders, by itself and for the last eleven months in conjunction with Composite Pace Ratings. (NOTE: I usually end up with 3 to 6 contenders that are loaded into ΣNTROPY. I skipped this last part for one 20 race cycle in order to get the material for this article.)


When Dr. Sartin honored me by making me a teaching member I thought I should explain the figures marked on my Racing Forms. There was the off chance that someone might ask me a question at the track and see the unusual figures. After giving him a detailed explanation as to how the figures were calculated, Dr. Sartin grabbed a pen and within a couple of minutes Factor SW was born. It didn't take him very long to massage everything into a single speed rating type of number that everyone could understand. Dr. Sartin is the most generous person I have ever met. He did 90 percent of the research and development for Factor SW, but he insists on giving me 100 percent of the credit.

O.K., let's get to work. The first race we'll take a look at is the 2nd race at Santa Anita on October 10, 1992, a turf sprint for downhill racers. A guideline that I use when working this type of race is to automatically eliminate all horses that have not experienced this particular trip. They either like it or they don't, and most of them don't. If I have to eliminate more than 40% of the field, then I just pass the race. In this instance, we have 9 starters and 3 automatic eliminations. Tod was scratched but would have been eliminated anyway. I did not eliminate Breakfast Table because I knew that he had been successful in the past in this type of race. This is one tough horse, he can run short and long. For those using Composite Pace Ratings or Total Pace Ratings, I used the 5.5 furlong turf race at Hollywood with a +7 adjustment.

OCT 10, '92

SANTA ANITA

2



ABOUT 6 1/2 FURLONGS. (Turf). (1.114) CLAIMING. Purse \$36,000. 3-year-olds and upward. Weights, 3-year-olds, 118 lbs.; older, 121 lbs. Non-winners of two races since July 28 allowed 3 lbs.; of a race since then, 5 lbs. Claiming price \$80,000; for each \$5,000 to \$70,000 allowed 2 lbs. (Maiden or races when entered for \$62,500 or less not considered.) (Non-starters for a claiming price of \$25,000 or less in their last three starts preferred.)

LASIX—Xcaret-Mx, Tod-Gb, Burn Annie, Bruho, Breakfast Table, Rocket Gibraltar, Despatch-Fr, Pride of Araby.

Xcaret-Mx

LINARES M G (-)

Own.—Del Fero Gordon P

22Sep92-12Fpx fst 6f :22 :45 1:10 3+ Aprisa H

26Jly92-9Hol fm 5f @ :214 :44 1:02 3+ Clw 4000

4Jly92-10Hol fm 5f @ :214 :44 1:02 3+ Clw 5000

6Jax92-2Hol fm 5f @ :214 :44 1:01 4 Clw 5500

24Apr92-5SA fm 5f @ :213 :43 1:13 Hcp 4000

27Mar92-8SA gd 1 @ :47 1:11 1:36 Alw 4000

8Mar92-2SA fm 5f @ :212 :43 1:13 Clm 7000

9Feb92-9SA fst 1 1/2 :46 1:10 1:42 Clm 2000

24Jan92-5SA fst 1 1/2 :46 1:11 1:43 Clm 2000

9Jan92-7SA gd 1 1/2 :47 1:12 1:45 Clm 2000

LATEST WORKOUTS Oct 8 SA 3f fst :36 1/2 H

B. p. 4, by Ramahorn—Jeanne Cholette, by Prime Cholette

\$70,000

Tr.—Borquez I (Mx)

Tr.—Lewis Gary (-)

81 4 2 2nd 2 1/4 5 1/4 Baze D

92 6 4 3rd 1st 3 1/4 4 1/4 Linares M G

89 3 4 12 1 1/4 1 1/4 2 1/4 Linares M G

95 3 5 34 2 1/4 1 1/4 1 1/4 Linares M G

95 1 6 31 3rd 3 1/4 6 1/4 Pedroza M A

80 4 7 8 7 1/4 7 1/4 5 1/4 Pedroza M A

91 1 6 1st 1st 3 1/4 5 1/4 Torres H

81 4 2 32 3 1/4 4 1/4 6 1/4 Torres H

84 10 4 4 5 1/4 5 1/4 5 1/4 Solis A

77 4 3 31 2nd 4 1/4 4 1/4 Black C A

Sep 15 Fpx 4f fst :48 H

Lifetime 1992 10 1 1 0 \$32,000

34 7 8 3 1991 13 1 5 2 \$24,330

\$37,310 Turf 6 1 1 0 \$28,000

112

Hokusai

ALVARADO F J (-)

Own.—Frontiers Mrs Georgia

30Nov91-78M fm 1 1/4 @ :46 1:12 1:46 B M Dby H

30Nov91-Grade III

17Nov91-8Hol fm 1 1/4 @ :46 1:10 1:47 Hol Derby

17Nov91-Grade I; Run in divisions

21Sep91-88M fm 1 1/4 @ :47 1:12 1:44 Ascot H

21Sep91-Grade III

18Aug91-80M fm 1 1/4 @ :47 1:12 1:49 Dmr Iv Dby

18Aug91-Grade II

18Jun91-3Ascot(Eng) gd 1 1:41 @ St James's Palace Stk(Gr1)

5Apr91-3Epsom(Eng) gd 1 1/2 2:34 @ EverReady Derby Stk(Gr1)

26Mar91-4Longchamp(Fra) gd 1 1/4 1:51 @ Prix Jean Prat(Gr1)

4Apr91-4Newmarket(Eng) gd 1 1:37 @ 2000 Guineas Stakes(Gr1)

18Apr91-3Newmarket(Eng) gd 1 1:36 @ Craven Stakes(Gr3)

12Jly90-1Newmarket(Eng) gd 7f 1:26 @ Bernard Van Cutsem Stks

LATEST WORKOUTS Oct 6 SA 5f fst 1:42 H

B. p. 4, by Fighting Fit—Angling, by Angle Light

\$75,000

Tr.—Grace Oaks I (Ky)

Tr.—Frankel Robert (-)

92 5 4 3 1/4 4 1/4 5 1/4 6 1/4 Hansen R D

96 10 7 7 1/4 8 1/4 5 1/4 6 1/4 Nakatani C S

97 6 6 6 1/2 5 1/2 4 1/2 3 1/2 Miller D A Jr

98 5 6 5 1/2 5 1/2 3 1/2 5 1/2 McCarron C J

Sep 30 SA 6f fst 1:17 H

Lifetime 1991 9 0 0 3 \$73,277

11 2 0 3 1990 2 2 0 0 \$23,743

\$37,020 Turf 11 2 0 3 \$37,020

114

Bruho

NAKATANI C S (-)

Own.—Scarpino Joseph M

6Sep92-10M fst 6f :214 :44 1:09 3+ Clm 6200

23Apr92-80M fst 7f :219 :43 1:20 3+ P O' Brien H

1Aug92-70M fst 6 1/2 :222 :44 1:14 3+ Alw 5000

24Aug91-80M fst 7f :224 :45 1:12 3+ P O' Brien H

3Aug91-80M fst 6f :213 :44 1:08 3+ Bng Cresby H

3Aug91-Grade III

28Jun91-8Hol fst 7f :214 :43 1:21 3+ Trpl Bnd H

28Jun91-Grade III

2Jun91-7Hol fst 6 1/2 :22 :44 1:14 3+ Handicap

28Apr91-8Hol fm 1 @ :46 1:09 1:32 3+ Shoemaker H

28Apr91-Grade II

3Apr91-8SA fst 6 1/2 :214 :44 1:15 Pto Grnd H

3Apr91-Grade III

15Mar91-8SA fst 6f :212 :44 1:08 Alw 5000

LATEST WORKOUTS Oct 8 SA @ 3f fm :34 1/2 Hg(d)

B. p. 6, by Naevus—Mahdees, by Tentam

\$80,000

Tr.—Strass Jack (Cal)

Tr.—Fanning Jerry (-)

101 6 2 4 1/4 3 1/4 2 1/4 2 1/4 Atkinson P

101 6 7 6 1/2 5 1/2 5 1/2 7 1/4 Flores D R

98 8 3 7 1/2 5 1/2 3 1/2 4 1/2 Valenzuela P A

105 3 4 5 1/2 5 1/2 4 1/2 4 1/2 Nakatani C S

112 2 6 7 1/2 5 1/2 3 1/2 12 Nakatani C S

99 2 5 5 1/2 6 1/2 6 1/2 2 1/2 Flores D R

107 3 3 2 1/4 1 1/4 2 1/4 2 1/4 Flores D R

101 6 2 1 1/4 2 1/4 2 1/4 4 1/2 Flores D R

104 1 4 2 1/4 1 1/4 1 1/4 3 1/4 Flores D R

114 2 2 2 1/4 1 1/4 1 1/4 1 1/4 Flores D R

Oct 2 SA 5f fst 1:00 H

Lifetime 1992 3 0 1 0 \$10,550

32 11 9 2 1991 7 3 2 1 \$183,250

\$595,275 Turf 7 3 2 0 \$135,500

116

Burn Annie

MCCARRON C J (-)
Own.—Randall R C

B. h. 7, by J Burns—Annie Art, by Figonera

\$75,000 Br.—Claremore Oaks Ranch (Cal)
Tr.—Berfman Leonard (-)

Lifetime 1991 6 2 4 0 \$82,230
20 11 6 2 1990 3 3 0 0 \$77,530
\$288,030 Turf 4 2 1 0 \$56,750
Wet 1 1 0 0 \$18,700

114

Table with columns for race dates, times, and names of horses and trainers. Includes entries for Van Mar Fm H, Baze R A, and McCarron C J.

Myrakulo-Fr

SOLIS A (-)
Own.—Reocchino Dion & Sloan Michael

Gr. c. 4, by Kalmou—Muzovers, by L'Enjoleur

Br.—Lagardere J L (Fr)
Tr.—Canuel Julio C (-)

Lifetime 1992 5 1 1 2 \$47,851
3 2 1 2 1991 4 1 0 0 \$12,062
\$60,913 Turf 0 2 1 2 \$88,913

126

Table with columns for race dates, times, and names of horses and trainers. Includes entries for Navarone 117, Myrakulo, and Delahoussaye E.

Navarone

VALENZUELA P A (-)
Own.—Hibbert R E

Ch. c. 4, by Irish River—Wind Spirit, by Round Table

Br.—Hibbert R E (Ky)
Tr.—Rash Rodney (-)

Lifetime 1992 5 4 1 0 \$22,325
10 5 2 1 1991 5 1 1 1 \$28,850
\$252,175 Turf 3 3 0 0 \$288,825

126

Table with columns for race dates, times, and names of horses and trainers. Includes entries for Valenzuela P A, Navarone 117, and Solis A.

Falling-Ar

NAKATANI C S (-)
Own.—Van Doren Andrew & Paul

B. c. 4, by Halpern Bay—La Estrella, by Banner Sport

Br.—de Corrao Ambrosio Zaefferer (Arg)
Tr.—Palma Hector O (-)

Lifetime 1992 2 1 0 0 \$54,540
10 5 1 2 1991 8 4 1 2 \$34,319
\$98,859 Turf 10 3 1 2 \$73,859

126

Table with columns for race dates, times, and names of horses and trainers. Includes entries for Wickert H, Valenzuela P A, and Vazquez S.

Daros-GB

PINCAY L JR (-)
Own.—Kirkwood Al & Sammie

Dr. h. or br. g. 3(Apr), by Danister—Titanous, by Northern Dancer

Br.—Juddmonte Farms (GB)
Tr.—Pulich Michael (-)

Lifetime 1992 7 3 1 1 \$288,000
7 3 1 1 1991 0 0 0 0 \$0
\$288,000 Turf 5 2 0 1 \$298,041

121

Table with columns for race dates, times, and names of horses and trainers. Includes entries for Dros-GB, Daros, and Bortin M.

- Xcaret** Looking at the two pacelines at this distance I get the feeling that he really doesn't enjoy crossing the main track just before entering the stretch. However, his last line at this distance (24Apr92) has an excellent speed rating, so we'll take a chance and use it. The Factor SW for this paceline is 98.
- Hokusai** No downhill experience. Out.
- Burn Annie** The most recent paceline (10Apr91) works out to a Factor SW of 96.5.
- Bruho** No downhill experience. Out.
- Breakfast Table** Using the 5.5 furlong paceline at Hollywood with a +7 adjustment we arrive at a Factor SW of 96.6.
- Rocket Gibraltar** Only one usable paceline (12Jan92) with a Factor SW of 97.5.
- Club Champ** Low speed ratings for this distance and poor finishes indicate a dislike for this trip. Out.
- Despatch** A solid contender in this race. Using his best paceline (10Apr91) we come up with a Factor SW of 94.3.
- Pride Of Araby** No downhill experience. Out.

The contenders, ranked in order:

| | |
|------------------|------|
| Xcaret | 98 |
| Rocket Gibraltar | 97.5 |
| Breakfast Table | 96.6 |
| Burn Annie | 96.5 |
| Despatch | 94.3 |

The bet decision was to go win and place on both Xcaret and Rocket Gibraltar because of the odds. I hadn't been playing exotics lately so playing an exacta didn't even cross my mind. While I was marking my bet cards, I noticed the word "Quinella" so I marked a 3 horse Quinella box using Xcaret, Rocket Gibraltar and Breakfast Table. My wife kicked me for not betting the exacta also.

Next, we'll take a look at the 9th race at Santa Anita on October 18, 1992, a \$10,000 claiming race for 3 year olds and up, going 6 furlongs.

SANTA ANITA

9



6 FURLONGS. (1071) CLAIMING. Purse \$11,000. 3 year-olds and upward. Weights, 3-year-olds, 118 lbs.; older, 121 lbs. Non-winners of two races since July 28 allowed 3 lbs.; of a race since then, 5 lbs. Claiming price \$10,000. (Maiden or races when entered for \$2,500 or less not considered).

LASIX—Right of Return, Shigamba, Gloria's Fable, Oh Dat Fox, Cock O'Hoop, Gentlemen's Style, Snow Perch, Keep Clear, Prospect for Roses, Sammy's Birthday, Running Fox, Redneck Ways, Dr. Malpractice, Actor.

Right of Return

Dr. h. or br. g. 4, by Blakely—Lucky Return, by Rapid... \$10,000... ATKINSON P (36143.03) Own.—Rancho Jovita... 40Oct92-127px fst 6f :222 :462 1:171 3+ Clm 12500... 23Sep92-137px fst 6f :222 :461 1:112 3+ Clm 16000...

Tr.—Rancho Jovita (Cal) \$10,000... Tr.—Shelba Melvin F (7001.00) 77 7 6 4th 2nd 1st 31 Alkinson P Lb 116 6.50... 71 5 2 21st 12th 15 110 Alkinson P Lb 118 2.70...

116 Lifetime 1992 6 1 0 1 \$8,830... 6 1 0 1 1991 0 0 0 0 \$8,830... 05-12 TaraThy1N4Fsty1N4RightOfRetn1N6 4-wide 1st turn 10... 05-14 RightOfReturn1N4HyTuf114ThunderTim115 Ridden out 10...

Shigamba

Dr. h. or br. g. 3, by Marston's Dancer—Kinnard, by Verbalton... \$10,000... STEVENS G L (46174.17) Own.—McKinzie Jean & M/M Stable... 26Sep92-49px fst 6f :222 :453 1:17 3+ Clm 12500... 10Sep92-50mxf fst 6f :219 :444 1:101 3+ Clm c-10000...

Tr.—Thompson Enterprises (Ky) \$10,000... Tr.—Batter Bob (2001.00) 82 5 4 1st 1st 1st 11 Velez J A Jr Lb 116 7.00... 78 2 7 6th 5th 5th 32 Stevens G L Lb 116 4.50...

118 Lifetime 1992 4 2 0 1 \$16,300... 47 12 13 4 1991 4 0 0 0 \$825... \$304,400 Turf 1 0 0 0 Wet 4 1 2 0 \$34,000... 01-10 Shigamba1N6GoBig1N6CoarcearsMime1N6 Gately 10... 06-14 ErylReturns121JGongEsl1N6Shigamba1N6 Batted for 3rd 12...

Oh Dat Fox

Dr. h. or br. g. 7, by Tally Ho De Fox—Winged Affair, by Phil... \$10,000... LINARES M G (5001.00) Own.—Okuma & Yaghtegian... 70Oct92-95A fst 7f :224 :452 1:234 3+ Clm 12500... 18Sep92-127px fst 6f :222 :454 1:174 3+ Clm 16500...

Tr.—Heenan & Hanson (Cal) \$10,000... Tr.—Nannson Julie (2001.00) 64 6 6 9th 9th 9th 31 Makatani C S Lb 116 5.50... 74 2 5 7th 9th 9th 73 Castanos J L Lb 114 9.70...

116 Lifetime 1992 7 0 3 1 \$8,540... 50 0 15 6 1991 20 4 1 1 \$43,400... \$164,605 Turf 1 0 0 0 Wet 3 0 3 0 \$9,800... 01-13 AdPwh1N6MCh1-Lr1N6OhDatF1N6 Improved position 11... 03-11 GongEsl1N6PirtesComps1N6LDeeDsc01N6 Outrun 10...

Cock O'Hoop

Ch. h. s, by Irish River (Fra)—The Wild a Beguiled, by Explosive... \$10,000... FLORES D R (47578.11) Own.—Ippolito Steve... 70Oct92-95A fst 7f :224 :457 1:234 3+ Clm 12500... 26Apr92-1Hof fm 1 @:464 1:189 1:344 Afr 32000...

Tr.—Ippolito Steve (1000.00) 54 111 1st 1st 1st 1st Flores D R Lb 116 11.90... 93 10 5 4th 31st 11st 12th Valenzuela P A 117 20.70...

116 Lifetime 1992 1 0 0 0 \$17,600... 4 2 0 0 1990 1 1 0 0 \$31,875... \$31,875 Turf 3 2 0 0 Wet 3 0 0 0... 76-13 AveParty1N6MthCM-Lr1N6OhDatF1N6 Broke slowly 11... 90-10 CockO'Hoop1173Pictorial1N6Predesson119 Ridden out 11...

Gentlemen's Style

Ch. g. 6, by Proud Appeal—Milele Crisis, by Impressive... \$10,000... CASTRO J M (3001.00) Own.—Baum & Robichaud... 12Aug92-10mxf fst 7f :224 :454 1:231 3+ Clm 10000... 31July92-90mxf fst 7f :221 :443 1:223 3+ Clm 10000...

Tr.—Hough S M (7m) \$10,000... Tr.—Sterling Paddy (3001.00) 73 4 7 7th 6th 6th 6th Sterling L J Jr Lb 116 4.10... 81 6 5 6th 5th 3rd 32 Sterling L J Jr Lb 116 5.80...

116 Lifetime 1992 9 0 0 4 \$8,350... 54 0 11 9 1991 15 3 5 1 \$35,200... \$171,200 Turf 1 0 0 0 Wet 5 0 2 0 \$5,225... 79-13 CrysMn1N6FrBrntn1N6SchwExpress1N6 Rough start 11... 05-11 CtrSm1177GrEnt1N6Gntlm'sSty1N6 6-wide stretch 12...

Prospect For Roses

Table with columns for race details, horse names, and times. Includes entries for NAKATANI C S and various race results.

LATEST WORKOUTS

Sammy's Birthday

Table with columns for race details, horse names, and times. Includes entries for MONTANO M and various race results.

LATEST WORKOUTS

Running Fox

Table with columns for race details, horse names, and times. Includes entries for TORRES H and various race results.

LATEST WORKOUTS

Redneck Ways

Table with columns for race details, horse names, and times. Includes entries for PEDROZA M A and various race results.

LATEST WORKOUTS

Also Eligible (Not in Post Position Order):

Dr. Malpractice

Table with columns for race details, horse names, and times. Includes entries for ALVARADO F J and various race results.

LATEST WORKOUTS

Large table with columns for race details, horse names, and times. Includes entries for Prospect For Roses and various race results.

Large table with columns for race details, horse names, and times. Includes entries for Sammy's Birthday and various race results.

Large table with columns for race details, horse names, and times. Includes entries for Running Fox and various race results.

Large table with columns for race details, horse names, and times. Includes entries for Redneck Ways and various race results.

Large table with columns for race details, horse names, and times. Includes entries for Also Eligible and various race results.

Large table with columns for race details, horse names, and times. Includes entries for Dr. Malpractice and various race results.

- Right Of Return** He's wishing Fairplex didn't close. Out.
- Shigamba** Contender. We'll use the 2nd line back, at Del Mar, and we come up with a Factor SW of 93.9.
- Gloria's Fable** Also wishes Fairplex didn't close. Out.
- Oh Dat Fox** Finished in the money with an 81 speed rating so we'll keep him in for now. The last paceline has a Factor SW of 86.4.
- Cock O'Hoop** Has an excuse (broke slow) but doesn't have another line that we can use. The last line Factor SW is 90.7.
- Gentlemen's Style** His last paceline Factor SW is 92.
- Snow Perch** Appears to have gone off form despite the 80+ speed ratings. I chose to eliminate him. Out.
- Prospect For Roses** No form. Out.
- Sammy's Birthday** No form. Out.
- Running Fox** Another one who can't wait for Fairplex to open. Out.
- Redneck Ways** Finally, a solid contender. Figures to dictate the pace and the quick 9 day turnaround is a positive factor. His last line Factor SW is 97.7.
- Dr. Malpractice** Another contender. The 2nd line back has a Factor SW of 97.2.

The contenders, ranked in order:

| | |
|-------------------|------|
| Redneck Ways | 97.7 |
| Dr. Malpractice | 97.2 |
| Shigamba | 93.9 |
| Gentlemen's Style | 92 |
| Cock O'Hoop | 90.7 |
| Oh Dat Fox | 86.4 |

I bet Redneck Ways and Dr. Malpractice to win and, because of the odds, bet Dr. Malpractice to place. On several occasions, Dr. Sartin has advised us to box 4 horses in the trifecta. In spite of this sound advice, I decided to box only 3 - Redneck Ways, Dr. Malpractice and Shigamba. To compound matters, I completely forgot about the exacta again. Oddly enough, this didn't bother me nearly as much as it bothered my wife. I'll be much wiser next time, after the bruises heal.

"To reach that which you do not know, you have to go by the way where you know nothing."

St. John of the Cross

Santa Anita

OCTOBER 10, 1992

Weights, 3-year-olds, 118 lbs.; older, 121 lbs. Non-winners of two races since July 28 allowed 3 lbs.; of a race since then, 5 lbs. Claiming price \$80,000; for each \$5,000 to \$78,000 allowed 2 lbs. (Maiden or races when entered for \$62,500 or less not considered.) (Non-starters for a claiming price of \$25,000 or less in their last three starts preferred.)

Value of race \$36,000; value to winner \$19,800; second \$7,200; third \$5,400; fourth \$2,700; fifth \$300. Mutuel pool \$325,855.

Exacta pool \$263,466. Quinella pool \$80,220.

| Last Raced | Horse | M/Eq.L.A.Wt | PP | St | ¼ | ½ | Str | Fin | Jockey | Cl'g Pr | Odds \$1 |
|----------------|------------------|-------------|----|----|-----|-----|-----|-----|--------------|---------|----------|
| 13Sep92 10Lga7 | Rocket Gibraltar | LBB 5 116 | 6 | 2 | 11½ | 11 | 7th | 1st | Pedroza M A | 80000 | 28.00 |
| 24Jly92 8Hol3 | Breakfast Table | LB 8 116 | 5 | 7 | 84 | 86 | 71 | 2nd | Solis A | 80000 | 6.60 |
| 6Sep92 1Dmr2 | Bruho | LBB 6 116 | 4 | 5 | 53½ | 72 | 3rd | 3rd | Nakatani C S | 80000 | 2.20 |
| 30Aug92 1Dmr4 | Despatch-Fr | LB 6 117 | 8 | 1 | 61 | 51 | 4½ | 4½ | Pincay L Jr | 80000 | 10.50 |
| 12Mar92 8SA4 | Pride Of Araby | LB 6 117 | 9 | 8 | 73½ | 61½ | 2½ | 52½ | ValenzuelPA | 80000 | 7.40 |
| 22Sep92 12Fpx5 | Xcaret-Mx | LBB 4 114 | 1 | 6 | 2nd | 2½ | 6½ | 6½ | Linares M G | 70000 | 31.50 |
| 16Sep92 9Dmr4 | Club Champ. | B 4 114 | 7 | 3 | 41 | 4th | 8½ | 7½ | Flores D R | 75000 | 24.70 |
| 20Oct91 8BM2 | Burn Annie | LB 7 115 | 3 | 4 | 3rd | 31 | 51 | 83½ | McCarron C J | 75000 | 1.70 |
| 30Nov91 7BM6 | Hokusai | B 4 115 | 2 | 9 | 9 | 9 | 9 | 9 | Alvarado F J | 75800 | 13.80 |

OFF AT 1:38. Start good for all but HOKUSAI. Won driving. Time, :213, :434, 1:07, 1:13. Course firm.

\$2 Mutuel Prices:
 6-ROCKET GIBRALTER _____ 58.00 22.20 7.40
 5-BREAKFAST TABLE _____ 7.60 4.20
 4-BRUHO _____ 3.20

\$2 EXACTA 6-5 PAID \$507.00. \$2 QUINELLA 5-6 PAID \$153.40.

Santa Anita
OCTOBER 18, 1992

6 FURLONGS. (1.071) CLAIMING. Purse \$11,000. 3-year-olds and upward. Weights, 3-year-olds, 118 lbs.; older, 121 lbs. Non-winners of two races since July 28 allowed 3 lbs.; of a race since then, 5 lbs. Claiming price \$10,000. (Maiden or races when entered for \$8,500 or less not considered.)

Value of race \$11,000; value to winner \$6,050; second \$2,200; third \$1,650; fourth \$825; fifth \$275. Mutuel pool \$264,336. Exacta pool \$245,652. Trifecta pool \$467,882.


| Last Raced | Horse | M/Eq.L.A.Wt | PP | St | ¼ | ½ | Str | Fin | Jockey | Cl'g Pr | Odds \$1 |
|----------------|--------------------|-------------|----|----|------|------|-----|------|--------------|---------|----------|
| 9Oct92 1SA3 | Redneck Ways | LBB 5 116 | 11 | 1 | 21 | 11 | 12½ | 12 | Pedroza M A | 10000 | 3.60 |
| 19Sep92 8Fpx7 | Dr. Malpractice | LBB 4 116 | 12 | 3 | 81 | 61 | 41½ | 21½ | Sorenson-D | 10000 | 21.80 |
| 12Aug92 1Dmr6 | Gentlemen's Style | LBb 6 116 | 6 | 10 | 10th | 8th | 52½ | 31 | Castro J M | 10000 | 23.20 |
| 26Sep92 8Fpx1 | Shigamba | LB 9 118 | 2 | 7 | 6th | 4th | 3½ | 41½ | Stevens G L | 10000 | 2.00 |
| 30Sep92 9Fpx5 | Running Fox | LB 4 116 | 10 | 2 | 41 | 2nd | 2nd | 51½ | Torres H | 10000 | 75.10 |
| 7Oct92 9SA3 | Oh Dat Fox | LBB 7 116 | 4 | 11 | 11½ | 111 | 71½ | 62½ | Linares M G | 10000 | 14.00 |
| 21Sep92 10Fpx8 | Snow Perch | LBB 7 117 | 7 | 8 | 7th | 91½ | 9th | 7th | Pincay L Jr | 10000 | 7.00 |
| 23Sep92 10Fpx9 | Sammy's Birthday | LB 6 111 | 9 | 9 | 12 | 12 | 10½ | 81½ | Montano M5 | 10000 | 92.30 |
| 22Sep92 13Fpx9 | Prospect For Roses | LBb 4 116 | 8 | 6 | 51 | 5th | 8th | 9½ | Steiner J J | 10000 | 18.40 |
| 10Oct92 7Fpx3 | Gloria's Fable | LBB 3 115 | 3 | 5 | 31 | 71½ | 111 | 10½ | Mitchell G V | 10000 | 72.90 |
| 4Oct92 12Fpx3 | Right Of Return | LBB 4 116 | 1 | 12 | 9½ | 10th | 12 | 111½ | Atkinson P | 10000 | 10.10 |
| 7Oct92 9SA8 | Cock O'Hoop | LB 5 116 | 5 | 4 | 1½ | 32 | 61 | 12 | Flores D R | 10000 | 4.30 |

OFF AT 5:24. Start good. Won driving. Time, :214, :45, :571, 1:10. Track fast.

\$2 Mutuel Prices:
 11-REDNECK WAYS _____ 9.20 5.80 4.40
 12-DR. MALPRACTICE _____ 16.20 7.80
 6-GENTLEMEN'S STYLE _____ 9.60

\$2 EXACTA 11-12 PAID \$144.20. \$2 TRIFECTA 11-12-6 PAID \$2,071.60.

Σ ENTROPY



"It's a medley of my greatest theories."

ΣNTROPY

DREAM RACE VELOCITY PARS

| Name | F 1 | F 2 | F 3 | S C |
|-------|---------|---------|---------|---------|
| XCART | 100.000 | 98.595 | 97.840 | 100.000 |
| ROCSA | 98.038 | 100.000 | 99.305 | 99.613 |
| BRUHO | 98.002 | 97.784 | 97.146 | 98.385 |
| BREAK | 97.673 | 97.430 | 100.000 | 97.600 |
| BURN | 96.555 | 98.956 | 97.318 | 98.110 |

DREAM RACE DECELERATION PARS

| Name | Ep/dv | P/dv | He/dv | Td/dv | Pm/dv |
|-------|---------|--------|---------|---------|---------|
| Pace | 97.969 | 99.461 | 99.461 | 93.698 | 93.193 |
| XCART | 100.000 | 98.064 | 99.234 | 97.840 | 97.840 |
| ROCSA | 101.607 | 99.848 | 99.305 | 101.293 | 99.691 |
| BRUHO | 100.391 | 98.853 | 99.348 | 99.127 | 98.741 |
| BREAK | 99.926 | 99.287 | 102.638 | 102.382 | 102.459 |
| BURN | 101.610 | 99.683 | 98.345 | 100.790 | 99.192 |

DC/V COMPOSITE

| Name | Ep/dv | P/dv | He/dv | Td/dv | Pm/dv |
|-------|---------|--------|---------|---------|---------|
| XCART | 100.406 | 98.681 | 98.726 | 98.380 | 98.380 |
| ROCSA | 100.626 | 99.827 | 99.479 | 99.982 | 99.575 |
| BRUHO | 99.697 | 98.469 | 98.407 | 98.351 | 98.253 |
| BREAK | 99.184 | 98.401 | 100.676 | 100.609 | 100.629 |
| BURN | 99.880 | 99.108 | 98.241 | 98.863 | 98.453 |

SORT DC/V COMPOSITE

Low =
Best

| Name | Ep/dv | P/dv | He/dv | Td/dv | Pm/dv | Total |
|-------|-------|------|-------|-------|-------|-------|
| XCART | 2 | 3 | 3 | 4 | 4 | 16 |
| ROCSA | 1 | 1 | 2 | 2 | 2 | 8W |
| BRUHO | 4 | 4 | 4 | 5 | 5 | 22 |
| BREAK | 5 | 5 | 1 | 1 | 1 | 13P |
| BURN | 3 | 2 | 5 | 3 | 3 | 16 |

CONCEPTS OF CHAOS AS ORDER

By
DAVID SABO

Man, took me hours to handicap for tomorrow. Guess I'm burning out a little. So, I decided to write an article as relief from looking at the Racing Form.

The subject that I wanted to write about is CHAOS. The Doc has mentioned it many times and also makes the assertion that this is what we are dealing with. I agree. But, in talking with other people, not necessarily handicappers, they tend to be unable to grasp some of the concepts and what chaos really is. A quick disclaimer: This is not meant to be a scientific treatise - Just a view of how the discoveries of Chaos can be related to horse racing.

First of all, CHAOS is a misnomer. What it should truly be called is ORDER. Chaos is the appearance, or rather the perception, which is being explained. The discoveries of chaos are that, as Einstein so aptly put it "God doesn't shoot dice". I find that when I mention the word chaos to people, the image which is conjured, is that of total disorder. And, aptly so. However, when talking about the SCIENCE OF CHAOS, we are talking about showing that all seeming disorder has order.

The science of chaos seemed to converge from many directions at once. The search in many sciences for order has progressed, off and on, for a few millennia. There are a number of very important concepts which have been discovered which can directly related to horse racing.

• PERCEPTION LIMITS UNDERSTANDING

Truly, the most important concept, which had been expounded in Quantum Mechanics for a few decades, is that we are limited in our ability to define and explain our physical world by OUR PERCEPTIVE ABILITIES. In other words, we explain things by our limitations. Normally, we see the physical world, and the events occurring in it in a gross manner. (I mean large here)

We see the macro of things. Yet each physical thing and each event we witness is comprised of many micro elements. A simple example is looking at things under a microscope. That grain of salt when inspected under a microscope, is a beautiful crystal. Magnified further, it is a majestic creation of wondrous beauty.

This is why we look at PACE. The gross view is: "Horse A went 6 furlongs in 1:09." As pace handicappers, we look at the micro elements. We seek to understand how and why Horse A traveled that 6 furlongs. KGEN seeks to break the macro into 1/2 furlong micro events. Of course, the macro view is important. But so is the micro view. We must telescope our view back and forth in order to gain a fuller perception of a horse's performance.

- **RELATING PHASE TRANSITION**

One of the important discoveries of chaos is that there is a distinct period where matter, as we perceive it, makes a "phase transition". That is, there is a distinct, identifiable space in time where matter changes state. The best example I can think of is with water. We constantly witness the transition of water. Steam, water, and ice are the three readily identifiable states of water. Now, does water SUDDENLY become ice? The study of chaos says no. It says that there is a very perceivable state called Phase Transition that occurs between water and ice. In this phase transition stage, matter acts differently than it does in either the solid or the liquid state. The same applies as water approaches the state of steam.

The above example is very simplistic example. What is truly happening when matter changes states is that energy is being processed in some way.

The Doc says repeatedly that we are dealing with Chaos; the name of that Chaos is deceleration. That's nice. Is this an arbitrary designation? Is the Doc just taking a ride on the latest cool scientific term? No!

When dealing with biological entities, the measurement and manifestation of energy processing is infinitely more complex but a simplistic correlation can be made between the states of water and the state of a horse. A horse can be

#####

viewed as having three states: at rest, as a trotter, and as a runner. Physical activity is the processing of energy. (The combustion of oats, hay and water in this case.) In reality, a horse can maintain a fairly rapid pace for a very long time. How rapid? The Mongols could move a hundred miles a day, for many days, on horseback. This is a pretty phenomenal feat. (or hoof)

A horse has a certain capacity to process energy. It goes from standing, to walking, to trotting, to running. Each performance state places higher demands upon the horse to process energy. Each passage from state to state, has a transition state which creates a different process. The lungs expand, the heart pumps faster, the adrenals kick in, the brain shifts states. All of these occur in different stages of moving from standing still to running. When a horse reaches the point of deceleration, the ultimate transition phase occurs: the horse can no longer expel the waste products of the processing which it has been undertaking.

If all horses were the same, races would be a moot point. Also, if the horse's ability to process energy could be quantified, we could assign a numeric value to a horse: Horse A has an energy processing quotient of 4.5, Horse B has an energy processing quotient of 3.7, etc. Sound farfetched? In reality, that is what the class ladder is. A horse's class is a numerical valuation of a horse's energy processing capability.

• THE SECOND CALL

When we inspect the second call to see how a horse runs to it, what we are doing is saying that we EXPECT, from experience, that the horse has already passed through the transition stage where it can process energy optimally. What we are looking for is to see what the effect the inability to expel waste has upon the horse. That is why, in many cases, looking at the second call in turf races is not always valid. This is because the horse has not yet passed through the transition point which causes deceleration.

Many times it is difficult to judge, from turf lines, where a horse passes through the transition point which causes deceleration. Perhaps in some cases this doesn't occur.

#####

• **OTHER FACTORS**

When we look at pace lines, we are also searching for conditions which will alter a horse's ability to optimally process energy. Is it a need to lead? Will the horse be pressed? Can the horse process energy as efficiently as the other horses? If not, will the pace be such that it can be a contender? And on and on. If they took horses out and ran them one by one, it would be fairly simple to win at the races. The fact that they run together makes handicapping such an exquisite art.

• **A LAST POINT**

Theoretically, and as far as we can determine, there is an infinite amount of energy in the universe.

There are those who are able to process etheric energy. Though this is poo-pooed or looked upon as a trick by most - there are well documented cases of individuals living without foodstuffs. The only reason to disbelieve this ability is that our minds were taught it can't be true. (Who wrote "The Last Leaf" - was it O. Henry?)

Well, I'd like to have me a horse that can do that. Wouldn't cost much to keep him. Wouldn't have to worry about cleaning up after him. And when he needed that extra kick . . . no problem.

#####



THE PSYCHOLOGY OF WINNING

By Howard G. Sartin, Ph.D.

COGNITION & COGNITIVE THERAPY

Cognition is simply "the process of knowing something in the broadest sense." It includes perception, memory and judgment. Bringing all of these factors together in proper balance is essential to successfully achieving any worthwhile goal. Presuming that our goal is profitable handicapping, Cognitive Therapy (CT) may be an answer to some of the problems we encounter along the way.

In working for over 18 years with clients seeking to be successful handicappers, cognition, NOT IQ, has been a primary factor for those who achieved such success. Persons of equal intelligence, sitting side by side in a clinical, classroom or seminar setting; hearing and reading the exact same message will elicit a wide range of interpretive responses. Some beneficial, other self-destructive. In truth it is often the higher IQ's that suffer the greatest distortions. A high IQ often breeds the kind of perception that tends to dwell on all of the things that can go wrong with a given thesis, whereas persons with more average IQ's tend to focus on a narrower path and can be motivated and directionalized.

The bottom line: WHY do some people "get it" - usually in a relatively short time - and why do others, at least as intelligent, lag behind or FAIL to get it?

The answer lies in the cognitive processes.

In testing CT techniques side by side with other therapeutic disciplines and with pharmacotherapy (use of medicinal drugs) the National Institute for Mental Health has concluded that Cognitive Therapy and its handmaiden, Cognitive Behavioral Therapy (See The Rubber Band Prescription, FU #35) works best for "motivated persons. "These kinds of people are goal oriented and have gained insight into the problems that are keeping them from their goals and truly wish to do something about it.

However, we do find that a number of clients have certain biological problems that are restricting their cognition. Here is a brief description of the hypothesis as postulated by M.D.'s, Jesse H. Wright and Michael E. Thase:

CT AND PHARMACOTHERAPY: A THEORETICAL INTEGRATION

Our theoretical model for joining CT and pharmacotherapy is based on the following assumptions.⁴¹

- Cognitive processes are the primary modulator between the external environment (e.g., life experience, stressful events, interpersonal relationships, social systems) and the CNS substrate for autonomic, neuroendocrine, emotional, and behavioral responses.
- Dysfunctional cognitions can result from both environmental and biological influences.
- Biological interventions can alter cognitions.
- Cognitive interventions can alter biological processes.

As we go down the list we are faced with a kind of dilemma when we see that: "Biological intervention can alter cognitions," and then: "Cognitive interventions can alter biological processes."

In light of the above I strongly urge all clients who keep "Trying Hard" but like sisyphus, never seem to reach the other side of the mountain, to get a COMPLETE physical examination before concluding that they are failing to reach their goals because of faulty cognition. A number of clients who are over 50 have done this and were found to have blood chemistry deficiencies

and other **PHYSIOLOGICAL** problems that were altering their cognitive processes. Some received anti-depressants or Lithium, others got a simple prescription for methylphenidate a central nervous system stimulant, called Ritalin.

So **DO NOT** overlook the physiological factors that can be a deterrent to proper cognition. Even one of our most cherished Charter Members suffered through a period when his handicapping skills became less than optimal. He learned first that he had a blood pressure problem and then that his medication needed regulation. But when it was all straightened out his handicapping skills returned stronger than ever.

Having paid our tribute to structural medicine, let's move on to the counter energy statement: "Cognitive interventions can alter biological processes."

Thanks to works by M.D.'s Depak Chopra and Bernie Siegal and author Norman Cousins and others, Mind/Body Medicine has made giant strides in the past few years. As recently as 1990 when I had my renal failure, caused allegedly by "Milk-Alkali syndrome," conventional M.D.'s were openly making fun of my use of visualization and meditation to keep me off their prescribed dialysis, which I sternly refused despite their warning of impending death. My mind medicine together with their body medicine turned the tide and my blood chemistry is now normal.

I heard something very interesting during the NBC telecast of the Notre Dame-Purdue game which the Irish won 48 zip. Lou Holtz employs visualization therapy for his team every Friday before game day. He puts them in a darkened room and has them close their eyes and **VISUALIZE** themselves as they perform each maneuver in the next day's game. John McKay instituted similar techniques during his tenure at U.S.C on his way to two national championships. So the concept is neither unique nor new. Notre Dame seldom loses, nor did U.S.C. after McKay's first year. So If it works for athletes we should give it serious consideration and let it work for US.

Just three years after my own renal failure the same M.D.'s who laughed at my own visualization therapy are lending a respectful ear to books and tapes that I have given them written and recorded by mind/body physicians. They now even question their original diagnosis as to the etiology of my renal failure.

In a previous stanza of this column I recommended to all of you Depak Chopra's book: **Quantum Healing**. I said it could be the secret remedy for your handicapping problems; better in that regard than ANY book of handicapping instruction.

Medicine in general and psychiatry in particular are in agreement that cognition and emotion are inseparable. All learning is presumably synaptic, a stimulus-response bond activated by neuro-transmitters. The impact value of the response is directly related to the emotional intensity of the stimulus. This is why we might experience almost eidetic memory for certain momentous or traumatic events in our life OR in varying degrees - including total - amnesia for the same event.

Never has a client disagreed with the hypothesis that one is motivated toward handicapping or just "horseplaying" through an emotional stimuli as opposed to a purely intellectual one. I have yet to meet the person who claims otherwise. Even my own entry into the field was charged with the emotional stimulus of challenge. And, despite its intellectual overtones, CHALLENGE is emotion based.

Now I'll ask you to lean back and close your eyes and recall your INITIAL memories relative to "horseplaying," handicapping and betting. If you're like the majority of clients I've asked to regress on this subject, you'll discover that you were at one time led to believe that there was "easy money" out there for your taking if you learned a few simple "rules" for selecting winners. Maybe it was a family friend, a relative or someone else who introduced you to the lore and lure of the track, a circumstance so well described by William Murray in his excellent new book **THE WRONG HORSE**. (we reviewed and recommended it last issue.) Once you accept the fact that your own initial stimulus was emotionally charged, you are on the road toward rational cognition. If you insist that the stimulus was purely intellectual, it will probably take a lot longer.

One of CT's pioneers is Aaron T. Beck, M.D. Originally CT was employed in treating Unipolar Depression. Which is Manic-depressive with no manic symptoms. More recently CT is being applied to Anxiety related panic attacks and interpersonal disorders. Some level of Depression and/or Anxiety is universal to some degree among ALL handicappers whether successful or not. Beck and his CT disciples are in agreement that the assignment of "Homework" by the therapist and its completion by the client,

is a key curative factor in CT.

Homework involves the client following through on certain cognitive exercises prescribed by the clinician. This is what I've been doing via manuals, classrooms and seminars. Our exercises ALWAYS include example races that were profitably handicapped by others. We then ask YOU to follow their procedure in handicapping future races. Many of our manuals contain unmarked races that the client is asked to handicap him/herself, THEN turn to the readouts and results charts for confirmation.

Beyond cognition lies what we call PRE-Cognition. This is the supposed perception of an event or condition BEFORE it happens. Tests confirm that those supposedly blessed with this gift do NOT have E.S.P. but have developed their cognitive abilities to a level where past experiences acutely enhance their predictive powers. Both Jim "The Hat" Bradshaw and Tom Brohamer appear to be PREcognizant. Bradshaw from a mystical level, Brohamer from a vast store of mentally filed facts and memories. As a result, neither makes the same mistake twice.

Response to cognition homework exercises varies. Some do the work and ultimately achieve the desired result. Others merely turn to the results with no attempt to do the "homework." These persons remain non-winners. A third group complains that my writing is too complex and uses words they don't understand. Dictionaries are available for \$1.98.

The main reason I use specific language as opposed to vernacular verbiage is to discourage readers from the notion that winning at the races is "Simple." Years of experience has taught me that simplistic instruction evokes simplistic and superficial comprehension. At Expo 90 at least one attendee went to entrepreneur Greg Lawlor and complained, "Why don't you get Sartin to talk in English, I can't understand a word he says." To which Lawlor replied, "His winning clients understand him perfectly."

I often hear the same complaint voiced about books by James Quinn. "Writes like a Ph.D.", they whine. "You gotta have a Ph. D. to understand him." Not so, Jim's 9 books sell at the rate of over 5,000 each per year. Annually that's 45,000 better educated horseplayers, most with no advanced degrees.

Over the past 90 years dozens of authors have attempted to reduce viable

handicapping instruction to the literary level of grade school primers or comic books and have failed. Others have contributed impeccable literary texts filled with valid, detailed instructions with little or no emotional appeal and THEY have failed. Human learning depends on BOTH emotional and intellectual appeal in order to reach its optimal cognitive powers. Often this requires the re-programming or re-parenting of previous emotionally charged cognition. Empirical reality teaches us that contaminated messages are retained and clung to longer and more firmly than positive ones. This is an ironic phenomenon of the human experience.

Thus, contaminated messages like "keep it simple stupid," and other easy, rule oriented philosophies of handicapping dominate the cognition of those in our field DESPITE the great "Information Age" innovations arising from computer technology and the works of Quirin, Quinn and other contemporaries that we have mentioned so often in the FU.

One single fact dominates all others in cognitive handicapping. One MUST, by whatever means, be able isolate true contenders and pick predictive running lines in order for any empirical method to select profitable investments to work. Methods that rely solely on earnings, breeding, trainer maneuvers, jockey switches, post position, et al and give NO consideration to past performance lines, have a different set of problems that are, in truth, far more complex than ours.

There are literally dozens of ways to narrow contenders and choose appropriate pace lines. Maybe this is the problem: TOO many ways. The trick is to focus on ONE that works for YOU and to utilize it autonomously so that the technique becomes synaptic. Indelibly etched in your brain via neuro-transmitters so that proper pace lines WILL inevitably "Loom Up At YOU from the pages of the Racing Form.

It takes time to form a stable synaptic response bond. So when one keeps switching from one process to another no firm cognitive implant is possible. Here's where the Rubber Band Prescription comes in: Whenever you enjoy success with a chosen contender/pace line selection procedure, snap that rubber band around your wrist until it hurts. This constitutes Cognitive Behavioral Therapy on your part and will, if continued persistently, form a synaptic bond that will work in your behalf indefinitely.

The September issue of PSYCHIATRIC ANNALS is dedicated to articles on

CT. Along with "Homework." Another positive technique used in Cognitive Therapy is the audio taping of therapy sessions. I did this regularly before I retired from private practice. It is a permissible invasion of privacy when one is OFFICIALLY a practitioner and is charging fees for service. I am no longer in that position. I no longer impose fees and clients do not come to me as patients in a true clinical setting.

THEREFORE, I will ask that YOU bring your own tape recorder when you visit me in Beaumont. Turn it on through our entire session and then listen to it for continued re-enforcement at home. You can also get an inexpensive mechanism to attach to your phone to maximize the benefits of telephonic therapy.

----- 0 -----

SUMMARY: Successful handicapping is cognition based. Viable cognition is both psychological and physiological. The most dominant memories are emotionally charged. Thus one must learn to associate POSITIVE emotions with POSITIVE cognition. The Rubber Band prescription is one way to enforce this bond.

Once proper synaptic bonds are established one begins to develop PRE-COGNITION, which takes the form of SEEMING to be able to see into the future. A good quality for those in the "Predicting" business. What is actually occurring is a subconscious pattern recognition of past events that automatically perceives future events with great clarity.

When one is biologically OR psychologically impaired one's cognitive powers can become diminished. A complete physical is recommended before assuming that problems are purely psychological.

The Visualization techniques that we have recommended in past FU articles are being used by successful persons in every field of endeavor, especially athletics. They have also been demonstrably successful in turning non-winning handicappers into consistent winners.

Following through with "homework" is one positive way to utilize CT. Homework means doing the exercises found in our handicapping manuals: handicapping races won by your peers and reaching the same conclusions and interpretations they employed in winning their races.

The "YOU CALL THE RACE" exercise has been particularly beneficial for those who take the trouble to do it. RE-enforce each positive handicapping memory via the rubber band around your wrist prescription. DO NOT TRY HARDER but, DO HARDER. DO set up a methodological process for picking contenders and pace lines by focusing on a SINGLE procedure until a POSITIVE synaptic memory bond is established.

In your personal consultations with ME, either in Beaumont or on the phone, TAPE RECORD the sessions and listen to them at home for continued RE-enforcement.

Finally, there is a school of Popular Psychology which equates the individuals cognitive competence and incompetence with simple but meaningful phrases like: "Unconscious Incompetence", "Conscious Incompetence" and their counter parts: "Unconscious Competence" & "Conscious Competence."

In defining competence and incompetence we will narrow our reference to cognitive abilities in a specific area; in our case proficient handicapping. One can be immensely competent in any number of fields and still never be successful in this ONE field; and that is no sin. There are certain persons whose behavioral patterns and thought processes are so firmly fixed that they probably will never succeed at ANY stochastic endeavor but at the same time excel as engineers, mechanics, certified public accountants or whatever.

Unconscious Incompetence describes those who are failing to achieve their goals without really knowing why. This state is characterized by the "Try Harder" syndrome. They persist in "trying" but never quite achieve because they cannot get past their childhood injunctions to "Try Harder." Conscious Incompetence implies an awareness of one's deficiencies and, presumably, the WILL to overcome. However, many persons who are consciously incompetent dwell on the fact and employ such terms as: "I'm not as smart as others," "I never was very good at math" or simply, "I just don't understand." They have insight into their problem but lack essential discipline and will power.

Unconscious competence is what we perceive in persons like Jim "The Hat" Bradshaw. He is virtually without peer as a handicapper and selector of winners but openly admits that he does not completely understand WHY. Nor does he particularly like to articulate his inner mystique. He can

verbalize instruction in specific areas quite well but prefers to let his non-verbal right brain dominate the actual process of his handicapping.

Tom Brohamer is the epitome of the Consciously Competent individual. He knows exactly what he knows; why he knows and THAT he knows. He functions almost solely from this left hemisphere perspective. As such he is almost universally perceived as the most articulate of all Pirco Teachers.

In the middle are two dynamic NEW teachers, Tony Rust and Tom McCrae, both of whom were trained personally by Bradshaw. A little over a year ago both were - as handicappers - Consciously Incompetent. They were able to become Consciously Competent through personal inter-reaction with Bradshaw, giving his instruction their total attention and devotion with no argument. They read Bradshaw's Right Brain perfectly BUT - and this is the most important aspect of their competence - THEY NEVER TRIED TO IMITATE OR DUPLICATE Bradshaw's Right Hemisphere insights. They are devoted to their computer readouts and left brain sequential logic.

As such they have become highly valued teachers because they can convey to large audiences and/or small groups the insights of a Bradshaw coupled with the articulation of a Brohamer. Along with Bradshaw and Brohamer and other regulars, Rust and McCrae were instrumental in making the Oklahoma seminar one of the best ever. Some in the audience even said THE best.



ANNOUNCING

At last a Las Vegas
TEACHING MEMBER!

In a Town whose
ambience conveys false
ideas of easy wealth,
a good teacher can

make the difference between success & ruin.

NOW, we have such a
teacher. He is:

VIC PALERMO
2301 Redwood St.
#1602
Las Vegas, NV. 89102

Doc Sartin.....

PAST PERFORMANCE VS. RESULTS CHART DATA FOR DEVELOPING A SUCCESSFUL HANDICAPPING STRATEGY

In past Follow-Ups I have stressed that Past Performance lines are far more important than Results Charts in developing a successful handicapping strategy; and of absolute importance in creating a proficient Handicapping Methodology.

Many an engineer or client with a structured mind-set has disagreed with me on this matter; one so violently that he left the Methodology entirely. Tom Brohamer, in developing the Brohamer Model concept from my original "Line Scores," stressed the validity of a Model made from YOUR Past Performance handicapping model OVER a Results Chart model. He originally suggested a Results Model only for those who did not handicap frequently enough to make a predictive handicapping model. Tom has delineated a handicapping Model from a Track Profile which IS kept from Results Charts.

I learned the HARD WAY that the analysis of handicapping variables intended to produce a winning methodology MUST be made from Past Performance Charts and NOT Results Charts. Here's a capsule versions of that lesson as I learned it in 1975.

Picture the main room of my office, which was in San Bernardino at the time, lined with butcher paper filled with facts and conclusions drawn from the venerated books of that era. Tom Ainslie's works were our principle source of information before Huey Mahl's the Race Is Pace was released by Gamblers Book Club.

In 1975 Ainslie proffered over 100 variables that he said should be properly evaluated to produce a winning procedure. My truck driver fugitives from prison and/or Gamblers Anonymous - which they considered as bad as prison - worked diligently trying to find a pattern of viability in any combination of Ainslie's factors. Our goal was to find one which, either by

itself or in combination with others, would produce the winner of a race in the top four 67% of the time.

We failed. The only valid statistic we could draw from Results Charts was that the horse crossing the finish line first won the race. This led the more naive of our testers to believe that the FASTEST horse always won. AFTER THE FACT That naivete is shared by millions. Before the fact the TWO fastest horses COMBINED only won 47% of the time. So THAT theory went down the drain.

After about 1,000 races I began to think that I was on a fools errand. Then at about 4 A.M. one morning, while in a hypnogogic dream state, it dawned on me that we were applying our efforts to the wrong source material. So, instead of focusing on data garnered from Results we directed our energies toward garnering PREDICTIVE information BEFORE the fact. At this point our mission began to show signs of success.

If we had known more about the Match Up dynamic - which Jim Bradshaw turned into an art form eight years later - we would have realized that horses behave differently as they interact with different sets of contenders. The Match Up factors apparent from the results of a race are not the same as those that existed in the Match Up perceived via the Past Performance charts. True, the vast majority of horses exhibit certain indelible behavioral characteristics REGARDLESS of the competition; yet these characteristics become subject to subtle variances based on specific matchups. And it is the ability to predict SUBTLE variations that separates the professional handicapper from the non-winner.

In short, factors gleaned from exhibitions of performance BEFORE today's race are more important than information that might be gained from the running of today's race.

A mundane, OBVIOUS conclusion, you say ? I think so too, NOW. But if it IS mundane and obvious WHY IS IT THAT VIRTUALLY EVERY SYSTEM AND METHOD ON THE MARKET TODAY is based on data gathered solely from RESULTS CHARTS?

The answer is obvious. A horse has up to ten lines in EACH of its Past Performance charts. It requires but ONE line of Data from RESULTS CHARTS to establish the winning factor. Do you imagine that System &

Method sellers are going to examine up to ten running lines from up to several thousand horses before they send out those third class mailings heralding their sure fire approach?

The more honest dispensers of handicapping information like Bill Quirin and his predecessor, Fred Davis, openly admitted that their statistics were taken from Results, so they are innocent of error in reporting their data.

Our first encounter with the disparity between Past Performance information and Results was with John Meyer who, in appraising Huey Mahl's appraisal of our Factor X, discounted it as virtually worthless because he tested it for one week at Hol and two weeks at Del Mar and, from RESULTS CHARTS Factor X produced for him less than 25% winners.

He then went on to offer his own stats which showed that a horse in the lead at either the 1st or 2nd Call at both these tracks WON 45% of the time. This caused hundreds of "horseplayers" who accepted his erroneously perceived data to bet on animals that had the lead at the first or second calls in their last race. Of course the 45% win stat did not hold up and disenchantment filled the air.

And, while Factor X may have performed badly for Meyer, Huey Mahl and Phillips Racing Newsletter published dozens of letters from readers praising its proficiency as a before-the-fact handicapping tool; especially at sprint and mile distances. Even Tom Brohamer used it in his book MODERN PACE HANDICAPPING. So, while Huey Mahl took a bum rap for his publicizing of MY Factor X, I was left unscathed in the matter because at the time no one had ever heard of me.

At the outset of this piece I referred to a client whose structured background made it impossible for him to accept my thesis, He insisted that the Results Charts were "Just A Reflection" of the Past Performance Charts and were a valid basis for keeping handicapping data pertinent for predicting future races. I argued and he quit. Good for him. He's quite wealthy and I know which tracks he "plays." When I attend them I'll have no qualms about taking the money he is squandering at the windows as a result of his rigid convictions.

I hope none of the rest of you are plagued with this kind of stubborn resistance. To be a consistent winner YOU MUST accept the fact that

successful PREDICTION comes from lines producing the kind of information that can be massaged to predict winners before, NOT AFTER the fact.

I will flatly say that those of you who are handicapping from an AFTER the FACT data base are both deluding yourself AND denying yourself of the best opportunity for success.

Which brings me to a client question that probably belongs in the Q & A segment but is quite appropriate here:

Q: I live in Virginia and am getting ready to attend Charlestown on a regular basis because they carry Southern California races; right now Santa Anita. My problem is NOT Santa Anita but the Racing Form. I cannot get Results Charts with fractional time info until a week after the fact; just results and payoffs. Without these charts I cannot make a Track Profile. I would greatly appreciate your advice.


A: A detailed Track Profile is handy but not necessary. Bradshaw and I have have not made one since our neophyte years. My suggestion for users of Velocity programs is to KEEP A BROHAMER MODEL from your handicapping and establish EP, SP and FW rankings for Winners AND Place horses. Those using the more advanced programs, keep a win, place model for your MUV, UXR, Turn Time, Median Energy and Third fraction parameters. For Phase I users, Guy Wadsworth has written an article in this issue depicting BOTH a win MODEL and a win Results Charts PROFILE for the Oak Tree Meet at Santa Anita.

Wadsworth has also combined his research with that of Jay Elliott in demonstrating that while PAR final times have a degree of validity in making adjustments, conventional PAR fractional times are extremely misleading. Their research demonstrates that it is the degree of DEVIATION from fractional pars that creates winners, NOT their proximity to established pars for first, second and third fraction and second call. We have alluded to this in the past, but actually viewing their numbers will be an eye-opener for all. Watch for this report in the next Follow Up - our EIGHTH ANNIVERSARY Issue.

For those less oriented toward copious record keeping, one of the best profile/Model assessments available can be gained by just watching the TV

replays of the previous days races. Establish in your mind's eye where the second call is located at your track. Note where the winner was at this point. Check the 2nd Call time and gauge how far the the winner (and place horse, for exacta wagers) was off the the pace of the race - if any. Now subtract that time from the final time and determine 3rd fraction win parameters. Do this by distance and general class level - Hi-Lo-Ave. From this procedure, once you get it down pat, you'll have as good a profile as anyone else, anywhere.

I know. Bradshaw knows. Tom Brohamer knows. Because we've been doing this for years when we go to Las Vegas where WE have no immediate access to accurate Results Charts fractional time and position call data.



Doc Sartin...

BEYER FIGURES - UPDATE

One of the many new features of the New Advanced Phase I program, (See Anatomy of a Problem Race) makes it possible for the user to enter the two best recent Beyer Numbers along with comparable Speed Rating plus Variant figures for the same races. The program then averages the two and posts and RANKS the entrants. The two horses producing the lowest rankings have, thus far in our research, produced a slight profit with no further handicapping. I emphasize SLIGHT profit so no one will think this is some great bonanza. It is, however, a big help in contender selection.

The venerable BOB ROWE, former editor of American Turf Monthly has joined us and the CRAMER-OLMSTED report in testing the Beyer numbers. Cramer-Olmsted focused on the Beyer DOUBLE ADVANTAGE HORSES, we concentrated on using them in conjunction with the DRF Speed Rating plus Variant; ROWE begins his study by comparing the results of the TOP Beyer rated horses with the post time favorite. Here, courtesy of RACING ACTION, is his initial comparison chart covering only one day:

| COMPARISON OF POST-TIME BETTING- CHOICE RANK AND BEYER SPEED-FIGURE RANK OF WINNING HORSES AT AQUEDUCT ON MONDAY, OCT. 26, 1992 | | | |
|--|------------------|--------------------|-----------------------|
| Face | Winning Horse | Relative Choice | Relative Beyer No. |
| 1 | Loosen Up Lisa | Fav. | 1st |
| 2 | Happy Trails | 8th | * |
| 3 | Air Flare | Fav. | 1st |
| 4 | Hope Us | 5th | 5th |
| 5 | (First-time Str) | Fav. | — |
| 6 | Home by Ten | 5th | 6th |
| 7 | Carried Interest | 4th | 5th |
| 8 | Low Tolerance | 4th | 2nd |
| 9 | Talk About Joe | Fav. | 2nd |

*Happy Trails was tops at 84 on firm turf along with two other horses.

When one looks at the result of these various studies it is hard to see why the Beyer Figures created such a stir and catapulted Andy to such a stellar position. The answer may be that these Computerized figures are NOT the same as Andy's original ones. While the Racing Form alleges that Beyer actually participates in

their creation, I still doubt that he does so on anything like a regular basis.

I know I wouldn't. And if I were as famous as Beyer, I most certainly would never even CONSIDER it, especially making the kind of money he does at the races.

Tom Brohamer has found a fairly effective way of using the Racing Form version of the Beyer figures. He looks for a progression of numbers of ascending or descending values. If a horse's rating are increasing from race to race it is a sign of an improving horse. If they are going DOWN, it signifies the horse is declining in form.

Try it. It may help in the elimination process.



There is another - if risky - way to apply the BEYER numbers for potential LONGSHOTS. Here are Xroxes of Xroxes (so they're not very clear) of TWO CONSECUTIVE races from AQEDUCT sent by a New York City client. Both of these horses WON and paid in excess of \$18.

| Marypats Secret | | Dk. b. or br. f. 4, by Secret Prince—Father's Way, br Father Hogan. | | \$15,500 | | Tr. Terrill William V (9 0 0 0 50) | | 1085 | | | | | | | | |
|--|----------------|---|------|----------|----|------------------------------------|----|------|-----|-----|-----|-----|---------------|-------|-------|-------|
| BISONO C V (23 1 2 3 34) | | Own—Stripp William | | | | | | | | | | | | | | |
| 29Oct92 | 1Aqu 1 1/4 | 462 | 1:12 | 1:08 | 31 | 50 | 7 | 8 | 64 | 68 | 63 | 46 | Bisono C VI | b 112 | 28.00 | 81-21 |
| 23Oct92 | 1Aqu 1st 1 1/4 | 463 | 1:12 | 1:08 | 31 | 58 | 6 | 7 | 71 | 74 | 61 | 51 | Bisono C VI | b 118 | 17.00 | 69-23 |
| 24Sep92 | 1Bel 1st 1 1/4 | 47 | 1:11 | 1:05 | 31 | 59 | 4 | 5 | 64 | 54 | 57 | 49 | Smith M E | b 117 | 3.00 | 64-25 |
| 9Sep92 | 2Bel 1st 1 1/4 | 472 | 1:12 | 1:04 | 31 | 61 | 2 | 3 | 61 | 54 | 41 | 67 | BrocklebankGV | b 113 | 6.00 | 75-14 |
| 5Sep92 | 1Bel 1st 1 1/4 | 46 | 1:10 | 1:03 | 31 | 65 | 7 | 8 | 54 | 52 | 43 | 37 | BrocklebankGV | b 117 | 9.00 | 81-11 |
| 10Aug92 | 3Sar 1st 1 1/4 | 472 | 1:12 | 1:00 | 31 | 60 | 10 | 9 | 105 | 57 | 51 | 51 | BrocklebankGV | b 113 | 7.50 | 66-05 |
| 1Jly92 | 3Bel 1st 1 1/4 | 471 | 1:11 | 1:04 | 31 | 68 | 1 | 5 | 34 | 54 | 79 | 64 | BrocklebankGV | b 117 | 17.00 | 63-27 |
| 1Jly92-Claimed from Gidner Paul K; Pollard Damon Trainer | | | | | | | | | | | | | | | | |
| 20Jun92 | 1Bel gd 1 1/4 | 46 | 1:11 | 1:04 | 31 | 73 | 5 | 8 | 73 | 42 | 14 | 12 | BrocklebankGV | b 117 | 1.00 | 82-18 |
| 20Jun92-Claimed from Stripp William H; Terrill Thomas J Trainer | | | | | | | | | | | | | | | | |
| 10Apr92 | 2Bel fm 1 1/4 | 47 | 1:30 | 2:16 | 31 | 62 | 6 | 8 | 85 | 127 | 127 | 111 | Alvarado R 3 | b 112 | 26.20 | 58-19 |
| 28Apr92 | 1Bel 1st 1 1/4 | 463 | 1:11 | 1:06 | 31 | 65 | 6 | 5 | 54 | 54 | 37 | 21 | BrocklebankGV | b 115 | 3.50 | 78-12 |
| LATEST WORKOUTS Oct 21 Bel br 1 1/4 fst :50? B Oct 15 Bel 4f fst :50 B | | | | | | | | | | | | | | | | |

Note MARYPATS LAST Beyer figure. It is 50. Can't get this horse even in the top four using THAT line. However, GO BACK to its LAST 50 Number. Look at the race following it. IF you use THAT pace line, the one right after the 50, this horse comes out number ONE in Thoromation.

Here's another example; very next race.

| Foolin Spruce | | Dk. b. or br. f. 4, by Big Spruce—Cute Little Moon, by Ack Ack | | \$32,500 | | Br. Main Luck & Woodhaven Farm (Ky) | | 115 | | | | | | | | |
|---|----------------|--|------|----------|----|-------------------------------------|----|-----|----|----|----|----|------------|-------|-------|-------|
| CHAVEZ J F (50 8 6 4 M) | | Own—Garren Murray M | | | | | | | | | | | | | | |
| 30Oct92 | 4Aqu 1st 1 1/4 | 484 | 1:13 | 1:04 | 31 | 65 | 3 | 8 | 75 | 44 | 44 | 51 | Antley C W | b 117 | 2.50 | 81-31 |
| 30Oct92-Claimed from Ostrager Barry R; Levine Bruce N Trainer | | | | | | | | | | | | | | | | |
| 18Oct92 | 2Bel gd 1 1/4 | 47 | 1:39 | 2:04 | 31 | 71 | 10 | 6 | 63 | 73 | 84 | 91 | Samyn J L | b 113 | 15.50 | 55-22 |
| 27Sep92 | 1Bel my 7/8 | 422 | 1:04 | 1:04 | 31 | 72 | 2 | 5 | 37 | 37 | 54 | 53 | Rojas R I | b 115 | 5.30 | 80-11 |
| 27Sep92-Claimed from Stronach Frank; Sedlacek Michael C Trainer | | | | | | | | | | | | | | | | |
| 12Sep92 | 1Bel 1st 1 1/4 | 462 | 1:10 | 1:04 | 31 | 64 | 6 | 4 | 44 | 34 | 23 | 24 | Smith M E | b 117 | 2.00 | 87-14 |
| 12Sep92-Claimed from Ostrager Barry R; Levine Bruce N Trainer | | | | | | | | | | | | | | | | |
| 21Aug92 | 3Sar 1st 1 1/4 | 472 | 1:12 | 1:07 | 31 | 70 | 2 | 1 | 11 | 11 | 21 | 21 | Antley C W | b 117 | 2.20 | -- |
| 21Aug92-Steadied, bothered by loose horse | | | | | | | | | | | | | | | | |
| 15Aug92 | 3Sar my 7/8 | 422 | 1:04 | 1:04 | 31 | 67 | 2 | 7 | 77 | 44 | 34 | 51 | Krane J A | b 117 | 10.20 | 79-05 |
| 20Jly92 | 1Bel 1st 7/8 | 422 | 1:04 | 1:04 | 31 | 72 | 6 | 2 | 65 | 52 | 52 | 43 | Bailey J D | b 117 | 10.20 | 81-14 |
| LATEST WORKOUTS Sep 21 Aqu 3f fst :30? B | | | | | | | | | | | | | | | | |

Last line earns a 65 Beyer number. Use that line the horse is nowhere. Go back to the last time it had a number in the 65 area. 67 on 15 August. Either of the two races FOLLOWING that 67 puts the horse in the TOP TWO on Thoromation today. Notice that the Speed Ratings plus variant numbers were comparably HIGH in line with the BEYER figures. When such a correlation is found, maybe the BEYER NUMBERS, in harmony with the DRF Speed Rating plus Variant numbers can tell us things about Form Cycle and Current Potential that we might otherwise overlook.

I'm sorry to hear about the disruption in the PIRCO family. I'm sure you were deeply hurt by people you had guided and cared for. For what it's worth, the Schmidt-Pizzolla advertising entered my wastebasket as soon as I realized that you had no part in it. Wacky isn't it? There's the most accessible guru in the world in Beaumont or as close as your phone, but some people will still go for the new guy who has a gimmick. Their method of appropriating a mailing list and using your name without permission speaks volumes for their credibility and the validity of their method. They will always remain at Phase I while your clients will be moving ever forward.


I'll be writing to Spencer Toner about the FU indexes and a couple of articles I sent Dick Schmidt that were never acknowledged even when I sent a SASE. But that era is over and the departures explain a lot of things that I've been puzzled about. Meeting you and hearing you in July confirmed that you are the rock to build on. I am with Sartin no matter what you call the organization or who belongs to it.

I wish you every success and I suspect this internal conflict is going to result in a revitalized organization. Thanks again for all you've done for me. If your new book gets off the ground I'm ready, willing and able to do an index and/or a copy editing job.

All the best.

Bob

Anatomy of a Problem Race



THE PROBLEM RACE

GUEST ANALYST

Guy Wadsworth

Editor's note:

Guy Wadsworth, using
formulae developed by
**Sartin, Bradshaw &
Wada**, programmed the new,
Advanced Phase I program
using Clipper, a data base
program that saves races
automatically to disk or
hard drive.

2



1 1/4 MILES. (1401) CLAIMING. Purse \$13,000. Fillies and mares. 3-year-olds and upward. Weights, 3-year-olds, 118 lbs.; older, 121 lbs. Non-winners of two races at one mile or over since September 1 allowed 3 lbs.; of such a race since then, 5 lbs. Claiming price \$12,500; if for \$10,500, allowed 2 lbs. (Maiden races when entered for \$10,000 or less not considered.)

LASIX—Ultra Sass, Won Ton Ton, A Kiss for Ce, Vals Valentine, Lady Nickle Less, T. V. Tissar, Choix Mameison, Valueya, Ivory Tower—En, Glorious Finale.

Ultra Sass

DELAHOUSSEY E (11 11 11 11)
Own.—Murray & O'Hara & Okuneff

Dk. b. or br. f., by Sassafras (Frn)—Graceful Retreat, by Reverse
Br.—Case & Michel & Thomas (Ky)
Tr.—Spawr Bill (28 4 0 3 28)

Lifetime 1992 15 1 1 7 \$38,800
34 5 2 10 1991 13 2 1 2 \$36,775
\$107,235
Turf 1 0 0 0
Wet 2 1 0 0 \$15,400

| | | | | | | | | | | | | | | |
|-----------------------|------|-------|-------|----|-------------|----|---|---|----|----|----|--------------|--------|-------|
| 22Sep92-11Fpx 1st 1/4 | :472 | 1:123 | 1:451 | 3+ | Clm 16000 | 80 | 3 | 1 | 11 | 11 | 11 | Nakalani C S | Lb 116 | 4.70 |
| 5Sep92-3Dmr 1st 1/4 | :453 | 1:104 | 1:37 | 3+ | Clm 20000 | 55 | 1 | 3 | 43 | 54 | 79 | Pincay L Jr | Lb 117 | 4.10 |
| 28Jun92-20Mr 1st 1/4 | :461 | 1:112 | 1:44 | 3+ | Clm 22500 | 71 | 7 | 2 | 21 | 21 | 24 | Stevens G L | Lb 114 | 14.50 |
| 6Aug92-20Mr 1st 6 1/2 | :222 | :451 | 1:17 | 3+ | Clm c-12500 | 65 | 7 | 2 | 21 | 21 | 24 | Stevens G L | Lb 115 | 12.30 |

LATEST WORKOUTS Oct 28 SA 5f 1:00 1/2 H

April's Benefit

YILCHES M H (-)
Own.—Frazee Logan & Terry

B. f. (Mar), by Benefactor—April F, by Finiflora
Br.—Frazee & Frazee (Cal)
Tr.—Brooks L J (1 0 0 0 00)

Lifetime 1992 12 1 1 2 \$8,685
12 1 1 2 1991 0 0 0 0 \$3,685

| | | | | | | | | | | | | | | |
|--------------------|------|-------|-------|----|-----------|----|---|---|----|----|----|-------------|-------|-------|
| 23Oct92-35A 1st 7f | :23 | :461 | 1:234 | 3+ | Clm 14000 | 55 | 3 | 8 | 87 | 85 | 89 | Torres H | B 115 | 74.80 |
| 10Oct92-6Fno 1st 1 | :473 | 1:121 | 1:374 | 3+ | MD 12500 | 54 | 5 | 6 | 73 | 42 | 21 | Garrido O L | B 116 | *1.90 |

LATEST WORKOUTS Nov 3 SA 4f 1:49 H

Won Ton Ton

BERRIO O A (31 3 1 3 30)
Own.—Juarez Clara A

Ch. m. f., by Cartesian—Fleet Princess, by El Bat
Br.—Holiday A W (Cal)
Tr.—Juarez Clara A (5 0 1 0 00)

Lifetime 1992 4 0 1 1 \$4,250
36 4 3 2 1991 16 2 1 0 \$21,940
\$46,170
Turf 3 0 0 0
Wet 1 0 0 0

| | | | | | | | | | | | | | | |
|----------------------|------|-------|-------|----|-----------|----|---|---|----|----|-----|------------|--------|-------|
| 22Oct92-15A 1st 1/4 | :472 | 1:122 | 1:453 | 3+ | Clm 16500 | 67 | 8 | 1 | 11 | 11 | 31 | Soto J F S | Lb 110 | 46.00 |
| 27July92-6Hol 1st 6f | :22 | :451 | 1:11 | 3+ | Clm 10000 | 40 | 9 | 4 | 63 | 99 | 812 | Rivera J V | Lb 118 | 24.20 |

LATEST WORKOUTS Nov 4 Hol 3f 1:35 1/2 H

A Kiss for Ce

FLORES B R (121 12 14 16 30)
Own.—Bentley Mr—Mrs Robert N Jr

B. m. f., by Masked Marvel—Soft Kiss, by The Top
Br.—Landon's Thel Horses (Cal)
Tr.—Richardson Donald P (5 0 1 2 00)

Lifetime 1992 5 0 1 2 \$13,000
24 2 3 4 1991 11 0 2 2 \$28,750
\$51,825
Turf 7 0 2 1 \$19,875
Wet 2 0 0 2 \$4,900

| | | | | | | | | | | | | | | |
|--------------------|------|-------|-------|----|-----------|----|---|---|----|----|----|------------|--------|------|
| 25Oct92-55A 1st 1 | :481 | 1:144 | 1:423 | 3+ | Clm 10000 | 70 | 5 | 1 | 11 | 11 | 34 | Flores D R | Lb 116 | 5.80 |
| 14Oct92-95A 1st 6f | :22 | :454 | 1:103 | 3+ | Clm 10000 | 59 | 8 | 3 | 43 | 31 | 42 | Flores D R | Lb 116 | 6.20 |

LATEST WORKOUTS Nov 2 SA 4f 1:49 H

Vals Valentine

PEDROZA M A (88 33 13 7 13)
Own.—Recabron Ranch

B. f. f., by Golden Eagle II—Totalitarian, by Iron Ruler
Br.—Recabron Ranch (Cal)
Tr.—Jones Gary (34 9 8 2 26)

Lifetime 1992 1 0 0 0 \$13,825
5 1 0 1 1991 4 1 0 1 \$13,825

| | | | | | | | | | | | | | | |
|--------------------|-----|-------|-------|-----------|-----------|----|----|----|-----|-----|-----|--------------|--------|-------|
| 14Oct92-95A 1st 6f | :22 | :454 | 1:103 | 3+ | Clm 10000 | 40 | 10 | 7 | 105 | 117 | 108 | Pedroza M A | Lb 116 | 25.30 |
| 7Nov91-95A 1st 1 | :46 | 1:119 | 1:384 | Clm 20000 | 57 | 6 | 6 | 54 | 63 | 95 | 69 | Nakalani C S | Lb 115 | 6.00 |

LATEST WORKOUTS Nov 2 SA 5f 1:04 H

| | | |
|--|-------------------|---------------|
| 82-20 Ultra Sass 1161 Star Child 116* | Horschel 116 | Driving 7 |
| 66-10 Cindy Janet 1161 Siso Bebel 116* | Hearts Flying 116 | Broke out 7 |
| 77-15 Helen D. 1161 Pennblue 1162 Ultra Sass 114 | Slumbled break 7 | |
| 83-12 Joya Final 1174 Minnu 1151 | Ultra Sass 115 | Wide early 11 |

| | | |
|--|--------------|-------------------|
| 83-12 Charming Swinger 1161 J.B. W. 1191 | Ultr Sss 116 | Lugged out 6 |
| 79-11 Belle O'Pouch 1161 Dine's Gold 114 | Ultr Sss 114 | Weakened 6 |
| 84-12 RnInMStckng 1161 V.L. Trch 1161 | J.B. W. 117 | Outfished 6 |
| 86-10 RnInMStckng 1161 Ultr Sss 109 | Clm Ss 116 | Outfished 6 |
| 79-11 Holly Dena 1111 | Shorok 1161 | Lady Kite 116 |
| 86-09 PrincHg 1172 Mgrn Tpl 118 | Unsrndr 116 | Not enough late 9 |

| | | | |
|------------------------|---------------------|--------------------|-------------------|
| 74-14 PopUp Belle 1171 | Merci's Tresur 1151 | Lnd O' Dnc 115 | Trailed 8 |
| 87-06 Octcn 116* | Aprls Bnfl 116 | Dor Nhts 121 | Forced out late 9 |
| 83-11 Chiron 1149 | Mri's Ldy 114 | Aprl's Bnfl 114 | Always close 9 |
| 81-11 Tisa Actn 114* | Apels Bnfl 114 | Inn Jnn 114 | Lugged in lane 9 |
| 78-20 Music Trt 110 | L.L. Mggis 110 | Aprl's Bnfl 110 | Inside bid 6 |
| 57-16 S1's Trst | NZ 121 | Centry Lss 121 | Ersn Fncy 117 |
| 63-21 Lady Zoot 117* | Amy's Pet 121 | Glorious Queen 117 | No rally 11 |
| 78-23 HUn Fry 117* | Wn Trgh 117 | Rn Ang 117 | Checked early 9 |
| 81-08 Golden Rosie 114 | Ballarita 115 | Leigh Ali 114 | No mishap 7 |
| 78-09 Time Knp 117 | Arshi Dncr 114 | Lucky Dixie 116 | No mishap 8 |

| | | | |
|---------------------------|---------------------|-------------------|-------------------|
| 73-19 OnThLmb 116* | Wn Trn 116* | Pnnbl 116 | Bumped in light 8 |
| 71-09 Long Long Trail 110 | Kolo Dncr 110* | Justrlt 116 | Wide trip 9 |
| 73-13 Bonly Mnl 116* | LoosIn Prds 116 | Won Ton Ton 116 | Faltered 7 |
| 82-06 B'Staged 114 | Sail On Swaps 116 | Nikki's Eagle 115 | 10 |
| 73-17 Lovely Ruk 117* | High Light 116* | Grnd Arnd 116 | Stopped 11 |
| 83-06 Mrs Wndr 117 | Mn Bct 116 | Grs Sntn 116 | Speed, gave way 8 |
| 55-24 Proclmation 115 | Hbl 115 | Choix Mmison 115 | Brief speed 12 |
| 63-17 Sweet Ledr 116* | Scrmng Sul 116 | Miss Luschn 116 | Faltered 6 |
| 78-24 Polvorit 111 | Glorious Finle 114* | Lovely Ruler 110 | Faltered 6 |

| | | | |
|---------------------------|--------------------|-----------------|---------------------|
| 50-43 Iron Trlr 116* | Glorious Finl 116* | AKSs For C 116 | Weakened 9 |
| 76-14 Astrarc Str 116 | Sphn AlS 116 | DS GlD 116 | Wide backstretch 12 |
| 78-11 Zigaura 120* | Visible Gold 120* | Dixie Derby 117 | Gave way 8 |
| 83-15 SLL 117* | Prccs Pclr 117 | AKSs FrC 110 | Weakened a bit 12 |
| 91-07 QnS | NZ 121 | AKSs FrC 110 | Trstn Hrt 115 |
| 58-18 Bountiful Nive 116* | Venturll 116 | DrIng 110 | Gave way 12 |
| 84-09 Jstrlrd | NZ 118 | Lrtl Wolf 114 | Urbn Gypsy 117 |
| 80-09 Fl-GB 116* | Jstrlrd | NZ 118 | Dr Rsr 1121 |
| 78-09 Blt 120 | Butful Lnd 117* | Allz Midy 120 | Acted up in gate 6 |
| 88-47 Flmg Trch | Lr 118 | AKSs FrC 110 | Stw Byr 110 |

Lady Nickle Less

MONTANO M (22 0 1 2 30)
Own.—Robb Jerry or Robert

Table with columns for race date, distance, class, and time. Races include 21Oct92-SSA fst 6f, 50Oct92-13Fpx fst 6f, 26Sep92-12Fpx fst 6f, etc.

LATEST WORKOUTS Nov 3 SA 4 ft :48.3 H

Ch. f. 4, by Plugged Nickle—Longitude, by Blade

\$10,500 Br.—Appleton A.I. (Fla)
Tr.—Saffler John W (31 3 3 3 10)

Table with columns for race date, distance, class, and time. Races include 68 6 4 4 4 4 4 4 4 4 4, 67 4 2 1 2 2 2 2 2 2 2, etc.

Oct 18 SA 4 ft :49.2 H

Lifetime 1982 4 0 1 1 \$4,335
13 2 4 1 1991 5 1 2 0 \$34,100
\$45,505 Turf 2 1 1 0 \$26,290

1095

Table with columns for race date, distance, class, and time. Races include 77-16 OctCrk1155HlnJ163LkShr-Mx121, 84-11 JstrL1144WnAsM163LdNcLss116, etc.

Sep 23 SA 4 ft :47.4 H

T. V. Tissar

ATKINSON P (M J M 11 87)
Own.—Winner Anne & Charles

Table with columns for race date, distance, class, and time. Races include 22Oct92-1SA fst 1 1/4, 14Oct92-SSA fst 1, 30Sep92-8Fpx fst 7f, etc.

LATEST WORKOUTS Nov 1 SA 4 ft :46.3 H

Re. f. 4, by In Timar—Hawlian Lark, by Hawaii

\$10,500 Br.—Wald & Winner (Cal)
Tr.—Shudman Sanford (30 2 4 4 37)

Table with columns for race date, distance, class, and time. Races include 61 6 2 2 1 3 1 5 5 5 5, 40 2 6 8 8 8 1 1 1 1 1, etc.

Oct 18 SA 5 ft 1:02.3 H

Lifetime 1982 4 1 1 1 \$11,100
8 1 1 1 1991 3 M 0 1 \$2,790
\$13,895

114

Table with columns for race date, distance, class, and time. Races include 70-19 OnThLmb1162WonTonTn109Pnbl116, 50-17 Cozier11821 Frosty Lady1161 Cindy Jane118, etc.

Sep 14 Dmr 4 ft :49 Hg

Choir Mamaison

NAKATANI C.S. (M 2 17 15 17)
Own.—Garber Gary M

Table with columns for race date, distance, class, and time. Races include 22Oct92-1SA fst 1 1/4, 14Oct92-1SA fst 1, 30Sep92-10Fpx fst 1 1/4, etc.

LATEST WORKOUTS Sep 24 SA 5 ft 1:03.4 H

B. m. 6, by Mamaison—Eloquence, by Electionist

\$10,500 Br.—Hope Stock Farm (Ont-C)
Tr.—Cross David C Jr (M 0 3 1 00)

Table with columns for race date, distance, class, and time. Races include 66 5 8 7 5 5 4 4 4 2, 67 10 9 9 6 6 4 4 3 2, etc.

Oct 16 SA 5 ft 1:02.3 H

Lifetime 1982 17 2 2 2 \$25,910
40 9 5 7 1991 10 4 1 3 \$27,920
\$59,830

114

Table with columns for race date, distance, class, and time. Races include 73-19 OnThLmb1162WonTonTn109Pnbl116, 70-18 LndQn11521 Artclton1164 ChMmsn116, etc.

Oct 9 Hol 4 ft :48.4 H

Ivory Tower-En

VALENZUELA P A (73 11 8 12 15)
Own.—Marshall Robert W

Table with columns for race date, distance, class, and time. Races include 27Sep92-18M fm 1, 15Sep92-68M fm 1, 24Jun92-8GG fm 1 1/4, etc.

LATEST WORKOUTS Oct 23 Hol 5 ft 1:02.2 H

B. m. 6, by Shirley Heights—Safe Home, by Lyphard

\$12,500 Br.—Lord Porchester (Eng)
Tr.—Marshall Robert W (8 0 2 0 00)

Table with columns for race date, distance, class, and time. Races include 71 4 2 2 2 2 2 2 2 2, 81 5 4 4 4 4 4 4 4 4, etc.

Oct 16 Hol 5 ft 1:03.1 H

Lifetime 1982 9 5 0 0 \$66,775
34 11 3 2 1991 14 4 1 1 \$46,905
\$113,680

118

Table with columns for race date, distance, class, and time. Races include 73-13 CntryOfGold-NZ116Mjq-Ar1141SwLd116, 90-10 TrlyNdY1104MySLbrb117Lcn-Ar116, etc.

Oct 9 Hol 4 ft :48.4 H

Glorious Finale

BESORMEAUX K J (118 31 24 13 27)
Own.—Arnold & M L M Stable

Table with columns for race date, distance, class, and time. Races include 25Oct92-SSA sl 1, 11Oct92-1SA fst 1, 22Sep92-11Fpx fst 1 1/4, etc.

LATEST WORKOUTS Nov 2 SA 3 ft :37.3 H

B. m. 5, by Reflected Glory—Problem Solved, by Struck Out

\$12,500 Br.—Arnold & Nuthall (Cal)
Tr.—Nuthall Richard W (12 1 1 3 00)

Table with columns for race date, distance, class, and time. Races include 73 8 9 9 17 9 7 4 4 2 2, 64 6 10 10 11 10 9 10 4 5 4, etc.

Oct 18 SA 3 ft :36.3 H

Lifetime 1982 11 1 2 0 \$16,425
49 3 7 7 1991 15 1 3 5 \$30,800
\$77,515

116

Table with columns for race date, distance, class, and time. Races include 52-43 InTrvlh1162GrfN1199AKSsFrC116, 68-18 LndQn11521 Artclton1164 ChxMmsn116, etc.

Sep 30 SA 4 ft :48.3 H

THE PROBLEM RACE

SANTA ANITA 2/11-06-92
8.5 F DIRT C12,500 PURSE: 13000
GUEST ANALYST GUY WADSWORTH

The first step in running this race was to use the new ADVANCED PHASE I program. After listing the names and running styles of all the horses, running the APV's and the BEYER/SPEED ratings, I made a print out to use for studying the race horse by horse, to attempt to select the contenders.

THIS RACE WAS FULL OF TANDEMS.

- 10-22-92- 1SA 8.5 D WON TON TON, T. V. TISSAR, CHOIX MAISON, AND VALUEVAL
- 10-25-92- 9SA 8 D A KISS FOR CE, GLORIOUS FINALE
- 10-11-92- 1SA 8 D CHOIX MAISON AND GLORIOUS FINALE

With all the chattering going on, it's amazing that they got the race off.

ULTRA SASS Won his last race. First win in fifteen starts this year. Won wire to wire at Fpx. Not a likely candidate to win two in a row, but should be considered. CONTENDER.

APRIL'S BENEFIT Minor track animal with low ratings in everything--OUT.

WON TON TON Finished second in slow time last time out (see tandem). It was his best finish in a route on the page. Form cycle not encouraging. OUT.

A KISS FOR CE Finished 3rd last time behind GLORIOUS FINALE (see tandem). Hasn't won in last 16 starts. She has made money in better races, but two tries at \$10,000 didn't produce a win. OUT.

VALS VALENTINE Shown little since maiden win. OUT.

LADY NICKLE LESS Shows high APV and CLASS ratings, but subtract Turf Earnings (from May '91) and there's not much left. OUT.

T. V. TISSAR Hasn't shown much speed in previous routes. OUT.

CHOIX MAISON Been pecking away and racing often. Maybe today. CONTENDER.

VALUEVAL Another horse from the slow tandem. NO FORM. OUT.

GLORIOUS FINALE A definite closer in a race with lots of early horses. CONTENDER.

Four horses appear to like the front, ULTRA SASS, WON TON TON, A KISS FOR CE and LADY NICKLE LESS. Two horses like to come from way back CHOIX MAMAISON and GLORIOUS FINALE. GLORIOUS FINALE made up 15 lengths and passed seven horses his last time out. The comment line says 'Dropped whip 1/8'.

ULTRA SASS Used 3rd line back. His 1st line was from Fpx. The 3rd from Del Mar. The only routes shown.

WON TON TON Used 1st line. The best of the slow Tandem. Entered only as a pace setter.

CHOIX MAMAISON Used 1st line.

GLORIOUS FINALE Used 1st and 4th lines. The first line was run with a 43 variant, which caused problems with THOROMATION and ENTROPY.

THOROMATION EXDC DECELERATION showed ULTR, WON, GLOR, CHOI with CHOI being the DPH.

SP DECELERATION showed GLOR, CHOI, ULTR, WON with CHOI the DPH again.

The STOP ACTION screen showed GLOR, ULTR, WON, CHOI.

The SP DECELERATION screen called it perfectly, showing the actual order of finish for the first 3 places.

ENTROPY Showed ULTR and GLOR tied with 10, CHOI with 14 and WON with 15.

GLORIOUS FINALE came from 10th, behind by 21 lengths, took the lead in the stretch and won by 6 lengths. CHOIX MAMAISON came from 7th behind 11 lengths, was 3rd in the stretch a half length behind a fading ULTRA SASS who finished 3rd.

I wish I could tell you that GLORIOUS FINALE paid boxcars, he did pay \$9.60 the Exacta paid \$38.60.

COMPOSITE PACE RATINGS, ULTRASCAN, DREAM RACE AND SW FACTOR

TRACK SA NOV 6, 1992
 RACE 2 DISTANCE 8.5 SURFACE DIRT PURSE \$13,000

AVERAGE PURSE VALUES, CLASS AND BEYER RATINGS

| # | NAME | STYLE | APV | R | TAPV | R | CLASS | R | BEY | R | SR+V | R | AVE |
|----|------------------|-------|--------|----|------|---|--------|----|------|---|-------|---|-----|
| 1 | UTRA SASS | E/P | 153.8- | 3 | | | 167.9- | 2 | 151- | 2 | 99- | 2 | 2.0 |
| 2 | APRIL'S BENEFIT | SUS | 74.5- | 10 | | | 83.1- | 10 | | | | | |
| 3 | WON TON TON | E | 114.4- | 8 | | | 101.8- | 9 | 122- | 6 | 89- | 6 | 6.0 |
| 4 | A KISS FOR CE | E | 185.4- | 2 | | | 169.1- | 1 | 146- | 4 | 93- | 5 | 4.5 |
| 5 | VAL'S VALENTINE | NF | 149.7- | 4 | | | 157.1- | 3 | 127- | 5 | 96- | 4 | 4.5 |
| 6 | LADY NICKLE LESS | E | 85.2- | 9 | | | 126.7- | 5 | | | | | |
| 7 | T. V. TISSAR | E/P | 118.2- | 7 | | | 132.6- | 4 | 122- | 6 | * 89- | 6 | 6.0 |
| 8 | CHOIX MAMAISON | SUS | 127.8- | 5 | | | 126.5- | 6 | 154- | 1 | 100- | 1 | 1.0 |
| 9 | VALUEVAL | NF | | | | | | | | | | | |
| 10 | GLORIOUS FINALE | SUS | 126.3- | 6 | | | 113.6- | 7 | 147- | 3 | 97- | 3 | 3.0 |

PACELINE ENTRY DATA

| # | NAME | LN | DIST | S | PACELINE ENTRY DATA | | | | 2CBL | STBL | FCBL | SR | V | ADJ | |
|----|----------|----|------|---|---------------------|-------|-------|------|------|------|------|----|----|------|-----|
| | | | | | 1C | 2C | FC | 1CBL | | | | | | AUTO | MAN |
| 1 | UTRA SAS | 1 | 8.5 | D | 47.2 | 112.3 | 145.1 | 0.00 | 0.00 | 0.00 | 0.00 | 82 | 20 | | 5 |
| 8 | CHOIX MA | 1 | 8.5 | D | 47.2 | 112.2 | 145.3 | 6.25 | 4.50 | 3.50 | 2.25 | 73 | 19 | | |
| 10 | GLORIOUS | 1 | 8.0 | D | 48.1 | 114.4 | 142.3 | 9.00 | 7.75 | 4.50 | 2.00 | 52 | 43 | | |
| 10 | GLORIOUS | 4 | 8.0 | D | 46.3 | 112.1 | 138.3 | 9.00 | 6.00 | 3.25 | 0.00 | 74 | 24 | | |

COMPOSITE PACE RATINGS

| # | NAME | MPR | R | LPR | R | CPR | R |
|---|------|-------|---|-------|---|--------|---|
| 1 | UTRA | 85.9- | 1 | 86.1- | 3 | 172.0- | 1 |
| 2 | CHOI | 79.1- | 3 | 83.1- | 4 | 162.2- | 3 |
| 3 | GLOR | 71.0- | 4 | 86.9- | 2 | 158.0- | 4 |
| 4 | GLOR | 80.1- | 2 | 90.4- | 1 | 170.5- | 2 |

DREAM RACE CPR

| # | NAME | MPR | R | LPR | R | CPR | R |
|---|------|--------|---|--------|---|--------|---|
| 1 | UTRA | 100.0- | 1 | 95.2- | 3 | 100.0- | 1 |
| 2 | CHOI | 92.1- | 3 | 91.9- | 4 | 94.3- | 3 |
| 3 | GLOR | 82.7- | 4 | 96.1- | 2 | 91.9- | 4 |
| 4 | GLOR | 93.2- | 2 | 100.0- | 1 | 99.1- | 2 |

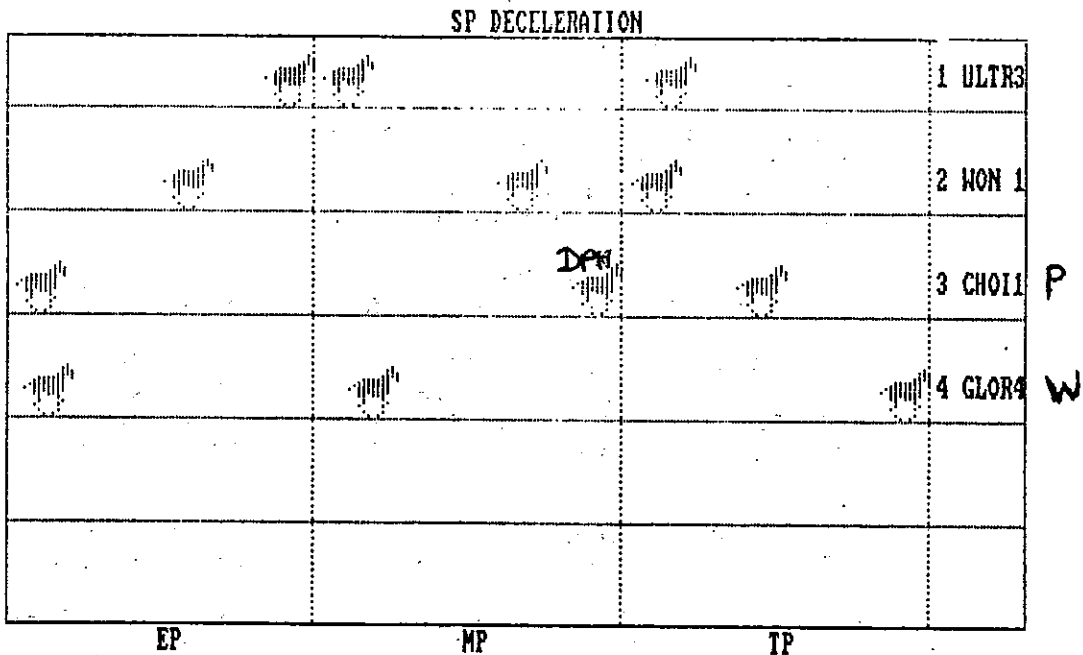
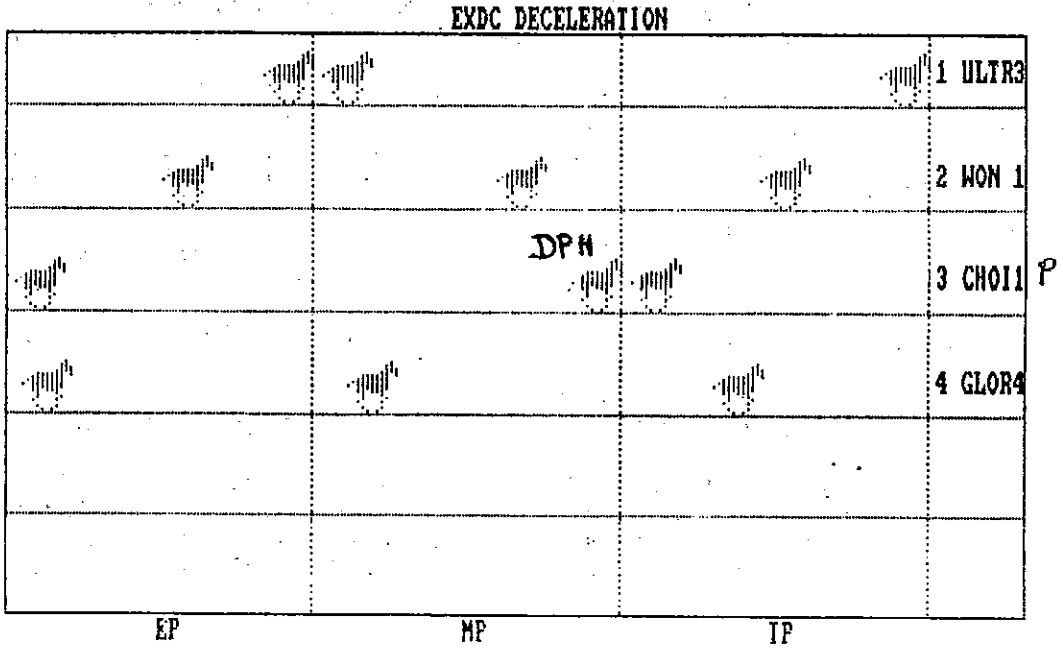
ULTRASCAN





| # | NAME | US/M | R | US/L | R | US/C | R | DIFF | %E |
|---|------|-------|---|-------|---|--------|---|-------|------|
| 1 | UTRA | 93.0- | 1 | 93.1- | 3 | 186.0- | 1 | -0.1 | 50.0 |
| 2 | CHOI | 86.9- | 2 | 93.0- | 4 | 179.8- | 3 | -6.1 | 48.3 |
| 3 | GLOR | 80.6- | 4 | 97.0- | 2 | 177.6- | 4 | -16.4 | 45.4 |
| 4 | GLOR | 86.6- | 3 | 98.8- | 1 | 185.3- | 2 | -12.2 | 46.7 |

ULTRASCAN DREAM RACE

| # | NAME | ULTRASCAN DREAM RACE | | | SW FACTOR | | | | | | |
|---|------|----------------------|---|--------|-----------|--------|---|-------|---|-------|---|
| | | MPR | R | LPR | R | CPR | R | SWC | R | SWU | R |
| 1 | UTRA | 100.0- | 1 | 94.2- | 3 | 100.0- | 1 | 89.1- | 1 | 94.8- | 1 |
| 2 | CHOI | 93.4- | 2 | 94.1- | 4 | 96.7- | 3 | 81.7- | 3 | 87.9- | 3 |
| 3 | GLOR | 86.7- | 4 | 98.2- | 2 | 95.5- | 4 | 75.8- | 4 | 83.5- | 4 |
| 4 | GLOR | 93.1- | 3 | 100.0- | 1 | 99.6- | 2 | 83.7- | 2 | 88.9- | 2 |

Now, with a simple push of a key, you can print out OR COPY DIRECT to any Advanced Program Like THOROMATION:
LOOK:



| | |
|---|-----------|
|  | 1 ULTR3 |
|  | 2 WON 1 |
|  | 3 CHOI1 |
|  | 4 GLOR4 W |
| | |
| | |

E N T R O P Y
* * * * *

SORT DC/V COMPOSITE

| Name | Ep/dv | P/dv | He/dv | Td/dv | Pm/dv | Total |
|-------|-------|------|-------|-------|-------|-------|
| ULTR3 | 1 | 1 | 2 | 3 | 3 | 10 Sh |
| WON 1 | 2 | 2 | 4 | 4 | 4 | 16 |
| GLOR4 | 4 | 3 | 1 | 1 | 1 | 10W |
| CHOI1 | 3 | 4 | 3 | 2 | 2 | 14 P |

4207—SECOND RACE. 1 1/16 Miles. Purse \$13,000. Claiming. Fillies & Mares, 3-year-olds and up. Claiming price 12,500-10,500

| Index | Horse and Jockey | Wt. | PP | ST | ¼ | ½ | ¾ | Str. | Fin. | To \$1 |
|-------|-------------------------------|-----|----|----|-----|-----|-----|------|------|--------|
| 4140 | Glorious Finale, K Desormeaux | 118 | 10 | 10 | 10 | 10 | 7½ | 12 | 18 | 3.80 |
| 4109 | Choix Mamaison, C Nakatani | 114 | 8 | 7 | 7½ | 6 | 5½ | 3½ | 21 | 4.90 |
| 3054 | Ultra Sass, E Delahoussaye | 118 | 1 | 1 | 2¾ | 1½ | 1½ | 2½ | 32 | 1.40 |
| 4140 | A Kiss For Co, D Flores | 118 | 4 | 2 | 3 | 3 | 2½ | 4½ | 4½ | 6.80 |
| 4120 | April's Benefit, M Viches | 114 | 2 | 8 | 8½ | 9¾ | 8½ | 5hd | 5¾ | 109.00 |
| 4109 | Valueval, A Castanon | 115 | 9 | 9 | 9 | 8 | 6 | 7 | 8¼ | 61.00 |
| 4063 | Yals Valentine, M Pedroza | 116 | 5 | 5 | 5 | 4hd | 4hd | 6 | 7½ | 12.90 |
| 4109 | T.V. Tissar, A Cedeno | 114 | 7 | 6 | 6½ | 7 | 9 | 8½ | 8 | 32.50 |
| 4108 | Lady Nickle Less, M Montano | 111 | 6 | 3 | 1hd | 2 | 3½ | 9½ | 9½ | 9.30 |
| 4109 | Won Ton Ton, O Berrio | 116 | 3 | 4 | 4hd | 5 | 10 | 10 | 10 | 17.20 |

Scratched — Ivory Tower (GB)
 10—GLORIOUS FINALE..... 9.80 4.80 2.40
 8—CHOIX MAMAISON..... 4.80 2.80
 7—ULTRA SASS..... 2.80

Off: 1:05 Time: :22.2:46.2 1:12 2/5, 1:39 1:48 Track: Clear & Fast. Winner-b.m. 87 Relected Glory-Problem Solved Tr-Richard, W Mulhall Own-Arnold & MLM Stable. Mutuel Pool \$211,831 Exacta Pool \$171,653 Daily Double Pool \$272,712. Quinella Pool \$55,302.

\$2 EXACTA (10-8) PAID \$38.60
 \$2 DAILY DOUBLE (10-10) PAID \$77.60
 \$2 QUINELLA (8-10) PAID \$20.60

HERE IS A SHORT SAMPLE OF THE PROFILES THAT ARE YOURS AUTOMATICALLY FOR JUST PRESSING A KEY.....

- ```

MM;
: 1 = HANDICAP RACES :
: : :
: 2 = TRACK RECORDS :
: : :
: 3 = CHANGE COMPUTER :
: : :
: 4 = PROFILES ✓ :
: : :
: 5 = DATA DESTINATION :
: : :
: 6 = CLEAN UP, FIX AND BACKUP :
: : :
: Q = QUIT :

```

```

MMM
Apv Beyer Ratings Cpr Non-Contenders Scratches exit
MMM

```

WINNER'S CHART LINES

| SA    | 6.0 | DIRT | DATE  | DW      | R  | TYPE | PURSE | PP   | RACE FRACTIONS |      |      |      | WIN'S FRACTIONS |      |     |     |
|-------|-----|------|-------|---------|----|------|-------|------|----------------|------|------|------|-----------------|------|-----|-----|
|       |     |      |       |         |    |      |       |      | A              | S    | 1/4  | 1/2  | FIN             | COND | 1/4 | 1/2 |
| 10/07 | WE  | 5    | C20   | 15,000  | 8  | 3 F  | 21.4  | 45.1 | 110.1          | FAST | 22.1 | 45.2 | 24.3            | 85   |     |     |
| 10/07 | WE  | 7    | A     | 30,000  | 7  | 4 M  | 21.3  | 44.4 | 109.2          | FAST | 21.3 | 44.4 | 24.3            | 89   |     |     |
| 10/08 | TH  | 3    | A     | 30,000  | 6  | 3 F  | 21.2  | 43.4 | 109.0          | FAST | 21.3 | 44.0 | 25.1            | 91   |     |     |
| 10/08 | TH  | 7    | C40   | 25,000  | 7  | 2 M  | 21.3  | 44.4 | 109.0          | FAST | 21.4 | 44.4 | 24.0            | 91   |     |     |
| 10/09 | FR  | 1    | C10   | 11,000  | 5  | 7 M  | 21.0  | 44.1 | 110.2          | FAST | 21.2 | 44.1 | 26.0            | 84   |     |     |
| 10/09 | FR  | 9    | C16   | 13,000  | 8  | 3 F  | 21.4  | 44.4 | 110.2          | FAST | 21.5 | 45.0 | 25.3            | 84   |     |     |
| 10/12 | MO  | 5    | C32   | 22,000  | 2  | 3 M  | 21.2  | 44.0 | 109.1          | FAST | 21.2 | 44.2 | 25.1            | 90   |     |     |
| 10/12 | MO  | 8    | G3    | 100,000 | 3  | 4 M  | 21.0  | 43.3 | 108.2          | FAST | 22.0 | 43.5 | 24.1            | 94   |     |     |
| 10/14 | WE  | 3    | C40   | 25,000  | 6  | 4 F  | 21.4  | 45.0 | 109.4          | FAST | 21.4 | 45.0 | 24.4            | 87   |     |     |
| 10/14 | WE  | 9    | C10   | 11,000  | 11 | 4 F  | 22.0  | 45.4 | 110.3          | FAST | 22.3 | 45.4 | 24.4            | 83   |     |     |
| 10/15 | TH  | 5    | C16   | 13,000  | 4  | 3 M  | 21.3  | 44.4 | 110.0          | FAST | 21.3 | 44.4 | 25.1            | 86   |     |     |
| 10/17 | SA  | 2    | C20   | 15,000  | 8  | 3 M  | 21.2  | 44.2 | 109.3          | FAST | 22.0 | 45.1 | 24.1            | 88   |     |     |
| 10/17 | SA  | 4    | C20   | 15,000  | 7  | 3 M  | 21.3  | 44.2 | 109.0          | FAST | 21.3 | 44.3 | 24.3            | 91   |     |     |
| 10/18 | SU  | 1    | C20   | 15,000  | 4  | 4 M  | 21.3  | 44.4 | 109.2          | FAST | 21.4 | 45.0 | 24.1            | 89   |     |     |
| 10/18 | SU  | 9    | C10   | 11,000  | 11 | 5 M  | 21.4  | 45.0 | 110.0          | FAST | 21.4 | 45.1 | 25.0            | 86   |     |     |
| 10/21 | WE  | 1    | C12.5 | 12,000  | 6  | 5 M  | 21.4  | 44.4 | 109.2          | FAST | 21.5 | 45.2 | 24.3            | 89   |     |     |
| 10/21 | WE  | 9    | C10   | 11,000  | 5  | 5 F  | 21.4  | 45.2 | 110.2          | FAST | 23.3 | 46.3 | 23.3            | 84   |     |     |
| 10/22 | TH  | 3    | C20   | 15,000  | 6  | 4 F  | 21.4  | 44.4 | 110.1          | FAST | 21.4 | 45.2 | 25.2            | 85   |     |     |

CPR/ULTRASCAN

| SA    | 6.0 | DIRT  | DATE | R     | MPR   | LPR  | CPR   | UMPR |      |       | DIFF  | %E | SWC | SWU | SR |
|-------|-----|-------|------|-------|-------|------|-------|------|------|-------|-------|----|-----|-----|----|
|       |     |       |      |       |       |      |       | ULPR | UCPR | DIFF  |       |    |     |     |    |
| 10/07 | 5   | 93.1  | 87.0 | 180.0 | 95.7  | 94.4 | 190.1 | 1.3  | 50.3 | 94.9  | 97.0  | 85 |     |     |    |
| 10/07 | 7   | 96.7  | 87.3 | 184.0 | 98.3  | 93.7 | 192.0 | 4.7  | 51.2 | 98.6  | 99.8  | 89 |     |     |    |
| 10/08 | 3   | 101.7 | 84.3 | 186.0 | 100.8 | 92.2 | 193.0 | 8.7  | 52.2 | 103.0 | 102.2 | 91 |     |     |    |
| 10/08 | 7   | 96.6  | 89.4 | 186.0 | 98.2  | 94.8 | 193.0 | 3.4  | 50.9 | 98.9  | 100.2 | 91 |     |     |    |
| 10/09 | 1   | 99.6  | 79.4 | 179.0 | 99.7  | 89.8 | 189.5 | 9.9  | 52.6 | 99.9  | 100.0 | 84 |     |     |    |
| 10/09 | 9   | 95.0  | 83.0 | 178.0 | 97.0  | 92.1 | 189.1 | 4.9  | 51.3 | 96.2  | 97.8  | 84 |     |     |    |
| 10/12 | 5   | 100.7 | 84.4 | 185.0 | 100.3 | 92.2 | 192.5 | 8.1  | 52.1 | 102.0 | 101.6 | 90 |     |     |    |
| 10/12 | 8   | 102.7 | 86.3 | 189.0 | 101.3 | 93.2 | 194.5 | 8.2  | 52.1 | 104.4 | 103.2 | 94 |     |     |    |
| 10/14 | 3   | 95.7  | 86.3 | 182.0 | 97.8  | 93.2 | 191.0 | 4.7  | 51.2 | 97.4  | 99.0  | 87 |     |     |    |
| 10/14 | 9   | 91.7  | 86.4 | 178.0 | 95.8  | 93.2 | 189.0 | 2.7  | 50.7 | 93.4  | 96.6  | 83 |     |     |    |
| 10/15 | 5   | 96.7  | 84.3 | 181.0 | 98.3  | 92.2 | 190.5 | 6.2  | 51.6 | 98.0  | 99.2  | 86 |     |     |    |
| 10/17 | 2   | 93.9  | 88.1 | 182.0 | 94.9  | 96.5 | 191.3 | -1.6 | 49.6 | 96.1  | 96.9  | 88 |     |     |    |
| 10/17 | 4   | 98.0  | 87.0 | 185.0 | 99.0  | 93.5 | 192.5 | 5.5  | 51.4 | 100.0 | 100.8 | 91 |     |     |    |
| 10/18 | 1   | 94.9  | 88.1 | 183.0 | 96.9  | 94.7 | 191.6 | 2.2  | 50.6 | 97.1  | 98.7  | 89 |     |     |    |
| 10/18 | 9   | 95.0  | 85.0 | 180.0 | 97.5  | 92.5 | 190.0 | 5.0  | 51.3 | 96.6  | 98.6  | 86 |     |     |    |



# 'Tis The SEASON.....

CHRISTMAS...CHANUKAH...Feast of Baccus.. Virtually every religious persuasion has cause to rejoice at this time and season of the year. It is a time of giving, of joy, of peace and good will. To celebrate the brotherhood of all peoples.

All too often we humans tend to focus on the negative; on the treachery and chicanery of our fellow beings. For this is the other, the dark side of the human experience. But now let us celebrate only the good, the decent the loyal. The eighteen devoted Charter and Teaching Members of Pirco who quietly serve the purpose of our existence...To help ALL OF YOU with no monetary reward for themselves. To offer YOU the inspiration and information that made them all WINNERS. Women, Blacks, Jews, Japanese, American Indian and others from every racial and ethnic background. They are as one race, the human race and THEY are the true spirit of PIRCO.

In our own office we are a family. A mixed family of Filipino, Irish, Italian, English, German, and French extraction. This family now wishes to extend to YOU, Holiday Greetings and their heartfelt thanks for your loyalty and devotion to our mutual cause: Success in life. For what is handicapping but a microcosm of life.

May the God in which you believe bless you and keep you and make HIS/HER face shine upon you for all the days of your life.

JAY JAYO DODD — GLORIA JAYO —DEA JAYO --- JUNE INGLIS  
MARY M. SARTIN — MARY E. SARTIN — SHANE SARTIN ---  
---SPENCER TONER---

*Howard*

HOWARD SARTIN



