

ISSUE: 28

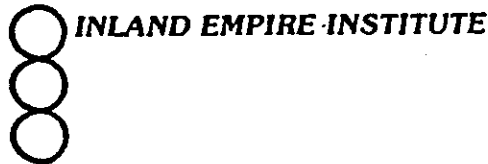
INTRODUCING
THOROMATION
THOROMATION

Table of Contents

Publisher's Column	1
Editor's Column	3
Introducing Thoromation	5
Message From the Trenches by Roy White	22
The Spreaders Disease by Randall Curtis	28
Early or Sustained by Kim Spear	33
The Computer Column	36
The Psychology of Winning	39
Gambling and Mindstuff by Huey Mahl	52
The Problem Race	55

The Follow Up is published six (6) times a year by PIRCO Inc. in conjunction with the Inland Empire Institute. Subscription price is \$72.00 per year. If you have any problem with your subscription, or have a change of address, please contact our editorial office, address below. All material in this publication is for informational purposes only.

Copyright 1990 PIRCO Inc.



All rights reserved. No part of this work may be reproduced or transmitted in any form or by any means, electronic or mechanical, including photocopying and recording, or by any information storage or retrieval system, except as may be expressly permitted by the 1976 Copyright Act or in writing from the publisher. Please.

Past Performance and Results charts copyrighted by *Daily Racing Form*, Inc.

O. HENRY HOUSE WEST BANNING, CALIFORNIA

The Follow Up editorial offices are located at:

1215 Alma St.
Glendale, CA 91202
(818) 546-8978

Please address all correspondence in response to any article or to express any opinions to this address. If you wish to submit material for consideration or wish a reply, please include a self-addressed, stamped envelope.

Richard Schmidt
Editor

The Inland Empire Institute and PIRCO are located at:

1390 E. 6th St. #5
Beaumont, CA 92223
(714) 845-5907

Please address any questions or comments you wish to make directly to Dr. Sartin to this address. Please include a self-addressed, stamped envelope if you wish a personal reply. Any books, manuals or computer programs should be ordered directly from PIRCO.

Howard G. Sartin, PH.D.
Founder and Chairman of the Board



A NOTE FROM THE PUBLISHER.

This will have to be short. The Editor is running out of space.

First, I'm happy to officially announce two new Teaching Members. We've already told you about Bill Robinson in Southern California and Tom McCrea in Oklahoma. Now Maryland clients have a very knowledgeable and erudite tutor. He is Glen Connolly, 2208 Hyson Pl. Bowie, MD 20716. In the greater northern California area, an old friend and staunch believer, Dick Resch, 5806 Kimberly Hill Ct. Carmichael, CA 95608. If you're serious about wanting their help, you'll drop them a note asking for their phone numbers, which they'll give you, and the hours when they're available. Those unwilling to make the effort to write for this information are not sufficiently serious to deserve the kind of help these gentlemen are ready to provide.

* * * * *

Second, in answer to those slightly irate clients who want to know why they had to read about Thoromation, animated horses running across your PC screen in projected order of finish, in *Racing Action*.

The reason is strictly a legal one. The ad specifies for Sartin Methodology clients only. I was advised by the two crack legal firms we hired last March that we should announce our latest developments, Deceleration, Thoromation, Neuro-Synaptic Response System and Designated Place Horse Finder, in a publication circulated throughout North America. Why? Because the Thoromation concept will soon be pirated by every non-creative, money grubbing entrepreneur in the "industry." We may not be able to stop them from producing some form of animation, but we will sue to protect our formulae. And, unlike past piracies, this time everyone will have some evidence of from whom it was stolen. Creativity doeth curse all its heirs with paranoia.

* * * * *

For a while it looked like we were going to get shut out again for a Fall Seminar in Las Vegas. But thanks to the efforts of Spencer Toner, under the stern tutelage of Elton Smith, we have acquired a very nice sight and a contractual agreement designed to ameliorate the shabby treatment we received in Baltimore when the hotel changed the management team a week before we arrived. Baltimore seminar attendees have a \$75 credit toward Thoromation or The Vegas seminar.

The Las Vegas seminar will be held November 22-23-24 at the Ramada San Remo Hotel, next to the Tropicana, a stones throw from the Excalibur. The hotel does have a race book, I'm told. So keep your fingers crossed and all winners go to the Excalibur.

The Vegas Seminar is for all clients and for newcomers inspired by Tom Brohamer's book. All phases of the Methodology will be taught from Phase I through VI and our full teaching staff will be present to answer any questions and share their skills.

The Oklahoma City seminar, on the other hand, will stress only the Sartin Methodology today. The latest velocity, energy/deceleration Thoromation concepts will be covered. It is only for those who wish to be completely contemporary and preview Thoromation.

I must stress that there is nothing wrong with being non-contemporary. My favorite music comes from the forties and the contemporary stuff gives me a headache. So unless you want to attend both, let your decision be guided by whether you want the Methodology as so highly praised by Quinn, Beyer, Mitchell, et al, or the one The Hat and I have developed as we move toward superannuation.

I guess Hat and I just love revolutions. Others prefer a stable status quo. Winners come from all phases of the Method. So can losers, if they're so inclined.

* * * * *

Just as we went to press, we got confirmation that Dr. Robert Anthony will be a guest keynote speaker at the Oklahoma seminar. Dr. Anthony is the world famous author of several very successful books on self analysis and motivation. This is your chance to meet him in person and hear his message on the importance of self-confidence to the handicapper.

Editor's Column

Praise de lord and pass de Diet Coke. Hump month has come and gone and we've survived. Two seminars, a book and an issue of *The Follow Up* all in less than 30 days. First off, we survived the worst seminar site yet, the Baltimore Holiday Inn. I can't recommend it highly enough to all my enemies. I'd really tear into the guy who picked this joint if I hadn't picked it myself. New PIRCO policy: we go to no hotels where we don't have someone local who can inspect and work with the on site crew. Next year, back to Saratoga and the wonderful Desmond Americana with Bert Mayne to ride heard on them.

Kansas City was much fun because Tom Brohamer and I spent a week there. We were joined by Bob Purdy and Bill Robinson just in time to go to the races on Wednesday. And what a night we had. For the first time in a long time, Tom Brohamer played every race and swept the card. Mr. Pick and Choose betting them all like Howard or Jimmy! I'll remember it forever, and tell my grandchildren. We all made pots of money, and had a grand time. We managed two more trips to the track, including Sunday with the group. Naturally Sunday, when we want to show off, the prices were low, but you can't do anything about that. At least the hotel was nice and the air conditioning worked.

The second project this month was *Pace Makes The Race*, an *Introduction to the Sartin Methodology*. This is the book, code named Phase I, that Tom Hambleton, Michael Pizzolla, Howard and I have been writing forever. It's finished and will be at the printer by the time you read this. In the next issue or two we'll have prices and order forms and a brass band. We're going to issue it in hardback, and it will be available to the general public as well as clients. Naturally, we'll give *Follow Up* subscribers first crack at it, and also offer a discount. Stay tuned.

Looking at the book from the totally unbiased viewpoint of the editor and one of the authors, I can truly say I am proud of the work we all did and that we have done good. This is a book that will introduce thousands to pace nonviolently (ie. no heavy math or even a computer needed), and should help almost any handicapper. Most of you don't need Total Pace (Phase I) as a handicapping program, though you're welcome to try it, but it is the flat best contender selector I've seen yet. Puts PBS in the shade and seems to get the right "mix" of horses into the computer almost every time. In future issues, I'll experiment using it to pick horses for Synergism II, ENERGY! and Thoromation.

* * * * *

Many of you may remember that Doc was having a client who was also an electrical engineer develop a black box that generated a pulse that relaxed you and put you into an alpha brain state. Unfortunately, the project was abandoned after we found out that we might have problems with the Pure Food and Drug folks, of all people. The fact that the boxes are not food and of course involve no drugs whatsoever makes this all logical, at least to the feds. Enter Bert Mayne with an equally effective and much cheaper alternative.

Bert recently recorded for the Silva Mind Method people a tape of what they call the Long Relax. This is a half hour relaxation exercise that can take a stressed out yuppie and turn him into a mellow, laid back type in half an hour or so. If you have trouble relaxing or sleeping, this is for you. It is definitely not recommended for use while handicapping, but it does wind you down. Way down. Bert has won several national awards as the best new lecturer in Silva, so this tape is from one of the best.

On the other side of the tape, however, Bert has recorded half an hour of 10 cycle per second pulses. Slip this baby in the old walkman, put on the earphones, open the *Racing Form* and you too can try handicapping in alpha. I don't know if it will get you any more winners, but it blocks out external racket and is supposed to help focus your mind and improve your ability to learn. Howard has used and recommended this in the past, and has talked about his bio-feedback experiments that showed most people function (handicap) better when they are in an alpha state. Now you can try it for fifteen bucks, postage paid. Contact Bert at: P.O. Box 103, Carlisle NY, 12031.

* * * * *

Speaking of Bert, we were forced to cancel our workshop in Albany. No one signed up. Since then, Howard and I have heard from 15 or 20 people who said they wanted to come, but hadn't let us know. Especially when we are setting up a workshop on the East Coast, our expenses are going to run several thousand dollars and we need a commitment well in advance. Airfare and hotels need to be booked long before most of you get around to making up your minds. This is the big reason we don't have more events in the East.

Bert is going to try to put something together for later this year or early in 1992. If you are interested, please let us know with a firm commitment so we can make more happen on the East Coast.

* * * * *

I seem to have run out of things to write about before I ran out of page to write them on. Therefore:

I am different from Washington; I have a higher, grander standard of principle. Washington could not lie. I can lie, but I won't.

- Mark Twain

Do what you can, with what you have, with where you are.

- Theodore Roosevelt

I cannot give you the formula for success, but I can give you the formula for failure - which is: Try to please everybody.

- Herbert Baynard Swope

If at first you don't succeed you're running about average.

- M. H. Alderson

INTRODUCING THOROMATION THOROMATION

A Computer Program by Doc Sartin and Jim Bradshaw

You may have seen the ads in *Racing Action* announcing Thoromation. Animated horses moving across the screen in projected order of finish. Stop Action Instant PREplay screens to review each contender's moves as designated by Early, Median and Total Pace; plus a Counter Energy and Designated Place (DPH) Horse Window.

The program also has a patented Neuro-Synaptic Response System which utilizes the concept of Neuro-Networking/Artificial Intelligence to alter a horses kinetic energy and deceleration patterns in accordance with the bio-magnetism of the other contenders in the race. (Editor's note: What?!!)

In a velocity program, a horse running a 22 second first quarter receives a rating of 60 regardless of the race contention. In all popular mainstream handicapping procedures, times are reduced to a static figure that can be altered only through some arbitrary, man-made adjustment. Our Neuro-Synaptic Response System will alter velocities, as translated into Energy, based on the Velocity/Energy inter-dynamics of today's contention. Thus each horse's performance is viewed dynamically, changing, via a complex computerized formula, according to the match up.

Auto-Par adjustments are also made; based not on some mainstream averaging of racing times by distance and class, but by the most accurate of all par indicators: the inter-related energy expenditures of the actual contenders in the race.

Face line and form cycle detector. By running as many lines as desired through Thoromation and Instant PREplay, the user can immediately determine which horses from which lines will be competitive against the more obvious choices in today's race. You can watch the animated race unfold in as many scenarios as you wish to view. No more interpretation of numerical readouts that seem to confuse the average client. I do not use the word "average" as a pejorative, but as a statistical mean. In any arena of uncertainty, numbers can confuse even the brightest of intellects. Predicting the outcome of horse races produces inner fears in the most stable of individuals. Fear, even when sublimated, usually brings out the least desirable aspects of one's personality. One of its manifestations is dissociation and subsequent confusion. This is why you can pick winners so easily on paper at home, even not knowing the results, but make costly mistakes in those same races when at a track or betting parlor.

In Thoromation all but the top three finishers and the Designated Place Horse, who is often also one of those three, can be scratched merely by viewing their position on your PC monitor. No numbers are involved.

Here, in his own handwriting, is a summary of test results from Robert Berryman who handicaps Oaklawn and Louisiana Down exclusively. These are supposedly difficult tracks, so his results are doubly significant:

Hi Jim

THESE ARE THE RACES I WORKED UP USING THE
NEW KGEN PROGRAM WITH THOROMATION. I ONLY
GET TO GO ON WEDNESDAY AND THURSDAY'S SO I STARTED
RIGHT AFTER THE NEW ORLEANS SEMINAR IN MARCH.

THE ONLY RACES I SKIPPED WERE THE ONES I DIDN'T
HAVE THE WIN HORSE ENTERED OR A MAIDEN RACE
WITH NO PACE LINE.

TOTAL RACES 81
TOP 2 WON 63 = 77.7%
TOP 3 WON 68 = 83.9%
AVERAGE MUTUEL \$9.94

Of special interest should be the fact the winners are concentrated in the top 2 Rankings. The 3rd choice produces only 5% more winners. This should delight those who persist in reporting that they can get the race down to three contenders but "invariably" fail to bet the winner. 77.7% should satisfy even the most greedy. Berryman is a more than adequate handicapper, but he has never shown results to equal these. Seven other testers, none of whom are Charter or Teaching Members of the Methodology, report averages of 72% top 2, 81% top three.

The Hat and I tested 300 consecutive races from six different tracks in Las Vegas. Our results: top 2: 75%. Top 3: 83%. The three tracks that produced the best return were Golden Gate, Philadelphia Park and Longacres. We avoided much testing at Hollywood Park, Belmont, Arlington, Pimlico and other easy tracks. Of all the tracks tested, the most satisfying results came from Longacres, where many of our clients consistently whine about variants. 72% wins top 2. \$11.80 average mutuel and nary a concern for those wide, weather caused variations in times. The program took care of all factors. Now you may respond with, yea but, you guys are pros. No we're not. Pro's don't use graphics, haven't you heard? The Hat and I are not handicappers, we're just pickers!

To keep our testing in conformance with what we thought most of you would do, we eschewed the visual match-up and other tricks of the trade and entered the horses whose recent lines produced the top six and ties Racing Form speed ratings plus variant. A lot of ties resulted. Often this meant entering all horses in the race, frequently at least eight contenders. We weeded the race down to five using the procedure we would prescribe for you: running them all through Thoromation and Stop Action Instant PREplay and keeping only the best five. We eliminated horses going up two levels in class unless their last race was outstanding. We also eliminated some suspicious class drops. But that was the extent of our qualifying. We let Thoromation do the rest. Between us we handicapped and bet 300 races in eleven days. It was a little exhausting, but I used to work a lot harder when I was privately employed; as did Jim when he was teaching and coaching.

Ironically, Jim and I did not do substantially better than some of our testers whose handicapping histories are less than illustrious. This will be the reason a lot of people will and should disdain Thoromation. It robs one of the ego satisfaction achieved through doing something few can do. Because it raises average expectancy to such dramatic new heights, it tends to make masters seem average and average handicappers seem like masters. The Hat and I will not be hurt when the pros or near-pros among our clients and teachers, along with the big names, look down their noses at this program. It's not for them. It's for the "little guy" who doesn't want to be as smart as they. Who just wants to be a winner.

It is a wicked program, probably communist inspired, because it tends to deny the elitist any special status, reducing all to the proletarian level of 70% proficiency.

Someone will manage to lose with it, however. To that first person who reports defeat over a span of 100 races, we offer a \$500 cash award, providing he or she gives us written permission to use their name and allows us to review and publish any or all of the races lost.

Except for the Hat, myself and Tom McCrea, no teaching or Charter member of Pirco has tested this program. Marion Jones phoned me just as this issue was being sent to the printer and reported that his top two animated finishers were winning at a 90% clip at Del Mar. But Marion is one of the three best "pickers" I know. Results produced by experts like Marion are meaningless. They can win with any program.

In addition to 787 races from all over North America tested by average clients and the 300 tested by the Hat and I, we have almost 900 test races from members of the Oklahoma Mafia, exclusive of McCrea. On top of that you, as a result of my plea for races in *Follow Up #27*, have sent me over 300 races. I've done 128 as this goes to press. Results are a little better than those from before-the-fact testing, but that's to be expected.

I could fill ten years of *Follow Ups* with those losing races you so kindly sent me. But I'll do just two. Both from Longacres; the first ones received. Since I'm a little hard on the client who lost them, I'll keep my promise not to use names. Let's start from the beginning with the clients note of "frustration." After viewing his conclusions my frustrations at least equaled his:

7/10/91

AWARD —

HERE ARE FOUR RACES
FROM LGA —

AS YOU CAN SEE FROM
THE RESULTS THEY WERE VERY
FRUSTRATING FOR ME. WHAT
EVER YOUR NEW PROGRAM IS
HOPE THESE MAY HELP —

REGARDS

4th Longacres

6 FURLONGS. (1871) CLAIMING. Purse \$5,000. 4-year-olds and upward. Weight, 122 lbs. Non-winners since April 2 allowed 3 lbs.; non-winners in 1991, 6 lbs. Claiming price \$2,000. (Races for \$2,250 or less not considered.)

LASIX—Sparkling Fit, K S Christopher, No Way Mister, Tonzatilt, Inner Source, Huslyn Fast, Arrozac, Hank Shank.

BUTAZOLIDIN—Sparkling Fit, K S Christopher, No Way Mister, Tonzatilt, Patapelli, Inner Source, Huslyn Fast, Arrozac, Hank Shank.

Sparkling Fit

MOORE K D

Own.—Rita & Jewett

22Jun91-7Lga fst 6f	:22	:43	1:182	Clim 8000
6Jun91-5Lga fst 6f	:22	:42	1:11	Clim 10000
18Apr91-8Lga sly 6f	:222	:41	1:192	Clim 8000
20Apr91-8Lga fst 6f	:22	:452	1:111	Clim 10000
17Apr91-4Lga gd 6f	:224	:463	1:123	Clim 10000
6Apr91-8Lga sly 5f	:223	:473	1:064	Clim 8000
23Apr91-5Tup hy 6f	:224	:473	1:141	Clim 16500
1Mar91-6Tup my 6f	:222	:472	1:163	Clim 5500
22Feb91-5Tup fst 1	:464	1:11	1:361	Clim 8000
10Feb91-7Tup fst 6f	:22	:443	1:152	Clim 10000

Speed Index: Last Race: -10.0

LATEST WORKOUTS Jun 5 Lga 4 fst :523 B

K S Christopher

DREXLER H

Own.—Sundown Stable

22Jun91-7Lga fst 6f	:22	:453	1:182	Clim 8000
6Jun91-11Lga fst 6f	:221	:454	1:19	Clim 8000
19Apr91-11Lga fst 6f	:224	:47	1:13	Clim 6250
5Apr91-11Lga fst 6f	:214	:453	1:20	Clim 6250
20Apr91-2Lga fst 6f	:223	:47	1:13	Clim 6250
13Apr91-2Lga fst 1	:474	1:141	1:423	Clim 6250
3Apr91-11Lga sly 1	:48	1:143	1:44	Clim 8000
23Apr91-9YM fst 6f	:231	:46	1:103	Clim 10000
18Apr91-7YM fst 6f	:223	:454	1:111	3+ Clim 10000
9Apr91-10YM fst 6f	:232	:47	1:123	3+ Clim 12500

Speed Index: Last Race: -4.0

LATEST WORKOUTS May 16 Lga 4 fst :523 B

No Way Mister

FARRELL L

Own.—Gibson H R

14Jun91-7Lga fst 6f	:22	:453	1:112	Clim 8000
28Apr91-8Lga fst 6f	:222	:454	1:11	Clim 8000
19Apr91-11Lga fst 1 1/4	:48	1:134	1:482	Clim 8000
1May91-7Lga fst 3	:484	1:143	1:403	Clim 12500
21Apr91-7Lga fst 6f	:222	:461	1:19	Clim 16000
14Apr91-7Lga gd 1	:481	1:133	1:403	Clim 20000
3Apr91-10Lga sly 5f	:221	:46	1:06	3+ New Era H
24Apr91-8YM fst 5f	:231	:46	1:042	3+ Inv'h'cap
17Apr91-9YM fst 6f	:223	:45	1:092	3+ Washington
24Feb91-7YM fst 1	:463	1:104	1:363	3+ Clim 10000

Speed Index: Last Race: -3.0

LATEST WORKOUTS May 16 Lga 4 fst :523 B

Tonzatilt

ARAGON V A

Own.—Root Jack B Jr

20Jun91-7Gg fst 6f	:22	:444	1:10	Clim c-6250
1Jun91-2Gg fst 6f	:214	:45	1:111	Clim 6250
20Apr91-7Gg fst 1	:46	1:101	1:361	Clim 8000
25Apr91-Placed fifth through disqualification				
12May91-4Gg fst 6f	:213	:443	1:093	Clim 8000
12Dec90-9BM fst 1 1/4	:47	1:112	1:441	3+ Clim 6250
11Nov90-9BM fst 6f	:222	:444	1:094	3+ Clim 12500
5Oct90-9BM fst 6f	:222	:451	1:093	3+ Alw 18000
23Sep90-5Fpx fst 6f	:221	:454	1:17	3+ Clim c-16000
15Sep90-7Fpx fst 6f	:22	:453	1:17	3+ Clim 16000
26Aug90-3Dm fst 7f	:221	:451	1:221	3+ Clim 16000

Speed Index: Last Race: -8.0

LATEST WORKOUTS Jun 29 Lga 4 fst :494 B

Patapelli

BELVOIR V T

Own.—Jensen Lucita M

23Jun91-8Lga fst 6f	:22	:454	1:112	Clim 5000
7Jun91-5Lga gd 6f	:214	:452	1:114	Clim 5000
23Apr91-5Lga fst 6f	:221	:454	1:114	Clim 6250
26Apr90-8Lga fst 1	:463	1:114	1:39	Clim 6250
10Apr90-3Lga fst 6f	:212	:45	1:113	Clim 5000
25Jly90-7Lga fst 6f	:213	:44	1:153	Clim 6250
8Jly90-3Lga fst 6f	:22	:444	1:094	Clim 6250
23Jun90-10Lga fst 6f	:214	:444	1:104	Clim c-5000
28Jun90-Dead heat				
22Jun90-3Lga fst 6f	:214	:441	1:163	Clim 5000
6May90-11Lga fst 6f	:211	:44	1:093	Clim c-6250

Speed Index: Last Race: +1.0

LATEST WORKOUTS May 22 Lga 4 fst :484 Hg

Dr. h. or br. g. 4, by Fit to Fight—Sparkling Sider, by Topider

\$8,000 Br.—Evergreen Thoroughbreds Inc (Ky)

Tr.—Hudson Jeff

6 7 741 641 1073 11181	Camargo T	Lbb 122	12.70
6 2 23 213 334 443	Camargo T	Lbb 116	10.20
8 3 633 64 63 11	Camargo T	Lbb 122	2.50
5 7 651 710 641 553	Moore K D	Lbb 116	9.50
4 5 21 23 313 34	Moore K D	Lbb 116	8.50
3 3 42 221 121 11	Moore K D	Lbb 122	1.50
7 7 421 11 22 34	Baze D	Lb 120	1.90
10 1 64 23 121 14	Baze D	Lb 119	2.40
3 1 13 34 52 843	Baze D	Lb 115	13.20
11 4 63 53 843 84	Baze D	Lb 116	14.20

3-Race Avg.: -4.6

5-Race Avg.: -1.6

Dr. h. or br. g. 4, by White Fir—Dynamite Doll, by Whodunnit

\$8,000 Br.—Ranger J (Wash)

Tr.—Smith Donald W

2 11 1111 983 851 541	Jaregui L H	Lbb 119	32.90
3 4 421 11 24 43	Delgadillo C	Lbb 122	8.80
12 1 843 421 24 123	Delgadillo C	Lbb 122	4.00
9 4 551 34 21 123	Valenzuela F Z	Lbb 122	2.90
7 5 531 421 43 323	Valenzuela F Z	Lbb 122	3.90
7 2 21 21 21 223	Valenzuela F Z	Lbb 120	3.00
9 9 915 1073 531 843	Valenzuela F Z	Lbb 120	8.40
2 2 21 11 11 65	Valenzuela F Z	Lbb 122	6.20
7 6 77 751 43 651	Valenzuela F Z	Lbb 122	4.00
3 5 431 24 21 21	Valenzuela F Z	Lbb 122	7.40

3-Race Avg.: -3.0

5-Race Avg.: -2.3

Dr. h. or br. c. 4, by Nohelme Way—Miss Midvale, by Aurelian II

\$8,000 Br.—Schoenberg Dr.—Mrs R A (Wash)

Tr.—Gibson H R

8 1 24 24 24 34	Dahquist T C	Lbb 122	36.70
6 1 65 77 711 741	Dahquist T C	Lbb 122	6.40
2 1 14 24 24 34	Dahquist T C	Lbb 120	8.40
1 1 31 24 42 741	Jaregui L H	Lbb 117	6.90
5 1 24 11 13 441	Farrell L	Lbb 119	2.90
5 3 24 11 34 113	Aragon V A	Lbb 117	5.10
2 6 631 873 941 993	Jaregui L H	Lbb 113	27.50
5 2 31 24 11 14	Aragon V A	Lbb 115	5.30
1 5 42 12 44 333	Aragon V A	Lbb 112	13.90
7 2 14 12 13 121	Jaregui L H	Lbb 122	3.20

3-Race Avg.: -3.6

5-Race Avg.: +0.1

B. g. 5, by TIR Up—Elenca (Ura), by Heathen

\$8,000 Br.—Mamakes J L (Ky)

Tr.—Roberts Clint

3 8 771 711 791 893	Hansen R D	Lbb 119	3.20
2 6 78 763 53 24	Warren R J Jr	Lb 119	2.10
4 3 42 55 57 610	Campbell B C	Lb 117	9.70
8 7 641 551 35 321	Campbell B C	Lb 117	15.10
8 1 11 21 431 67	Loeth C	Lbb 117	4.50
6 6 54 541 661 63	Hummel C R	Lbb 118	20.10
7 6 89 791 79 641	Hansen R D	Lbb 117	13.20
7 8 53 641 743 741	Hansen R D	Lbb 116	2.80
2 1 11 11 11 21	Lopez A D	Lbb 116	5.30
3 7 843 621 413 231	Desormeaux K J Lbb	116	5.10

3-Race Avg.: -4.0

5-Race Avg.: -2.7

B. g. 6, by Pellegrini—Pat's Pledge, by Pledge Allegiance

\$8,000 Br.—Pepper Tree Stock Farm (Cal)

Tr.—Kenney Dan

7 1 11 14 111 11	Belvoir V T	B 112	1.70
3 1 11 12 121 31	Belvoir V T	B 112	2.10
5 1 24 24 321 641	Gonzalez F A	B 122	6.90
4 1 14 131 13 431	Belvoir V T	Bb 112	2.40
5 1 11 111 321 641	Drexler H	Bb 119	3.70
6 1 11 14 12 23	Corral J R	Bb 119	2.40
7 1 14 21 221 37	Corral J R	Bb 119	2.50
4 2 11 111 121 12	Belvoir V T	b 1174	1.70
1 3 111 121 121 13	Belvoir V T	b 114	1.80
1 3 14 21 23 1103	Cooper B	b 119	7.30

3-Race Avg.: -2.0

5-Race Avg.: -2.3

May 16 Lga 4 fst :492 B

May 9 Lga 3 fst :38 B

Lifetime 1991 12 3 1 2 \$11,207

19 4 1 3 1990 7 1 0 1 \$3,140

\$14,367 Turf 1 0 0 1 \$300

69-21 HlowdEngm1162 Monterey John1194 AhwysAKnight1222	Outrun 12
78-21 RoyFib1162 OhLL1164 DoRightByDudley1113	Weakened drive 7
74-23 SprklingFit1221 DronillyDriv1222 SanfordHons1194	Wide 1/4 8
73-26 LordByron1194 RocknRng1194 DoRightByDudley1113	Mild rally 10
77-23 HushyFst1194 NeverbnCptn1194 SprklingFit1161	Game try 7
79-23 SprklingFit1221 DndeeMcKel1194 RedHedPirte1194	Driving 12
63-36 Heya1204 One Last Shot1162 SprklingFit1201	Wide trip 8
57-46 SprklingFit1194 Terrier1222 Rash Don1173	Drew clear 10
87-11 Valid Choice1194 Grand Phantom1174 Grant1144	Gave way 8
88-43 NeverMissT.V.1151 DownShifter1194 InfirnyH.Hour1151	Tired 11

Overall Avg.: -1.7

Lifetime 1991 15 2 2 3 \$8,355

17 2 3 3 1990 2 M 1 0 \$813

75-21 HlowdEngm1162 Monterey John1194 AhwysAKnight1222	Wide 1/4 turn 12
72-24 GrayLord1194 SwingingBet1223 Lrk'sAgent1221	Weakened late 12
75-24 KSCChristopher1221 Ochoco1194 ForbesExps1194	Wide trip 12
76-22 TrillingDoctor1194 WmsMokm1194 KSCChrphr1221	Game try 9
72-27 RscPrnc1194 Bob'sMorr1221 KSCChristopher1221	Bumped, wide 7
53-39 AmericanPln1204 KSCChristopher1204 CptnAct1171	2nd best 8
44-47 BagelBaker'sBaby1174 NvllOrd1204 MjorDru1201	No factor 10
85-16 HHHnson1221 MichlsBigBoy1174 Builder'sBoy1174	Early speed 8
82-14 Sidney Sam1221 Strong Circle1221 Joab1221	Steadied 1/8 10
79-23 CodBroc1221 KSCChristopher1221 RockinRudy1191	Came in 3/16 7

Overall Avg.: -3.6

Lifetime 1991 11 3 0 2 \$13,050

35 3 7 1990 16 2 3 4 \$21,128

75-12 McB.Nimble1163 Herty'sAct1121 NoWyMistr1224	Speed, tired 9
77-13 FleetAdanc1194 CostFortune1221 AhwysAKnight1222	Outrun 12
59-30 Ellipse1174 MauiProspect1204 NvllOrd1204	Set pace, tired 12
58-39 EternlFir1144 RunningArkt1144 NoblTribut1155	Speed, tired 7
72-24 Chopem OnTheBid1163 Cato1161 EternlFir1162	Speed, tired 6
59-38 TurnAndPrss1144 EndngsSpt1151 MjorCrdt1144	Tired drive 7
73-22 SuperSeven1221 KentGreen1174 Sumkindsign1151	Outrun 10
91-21 No Way Mister1154 Valiant Cougar1221 D.Passer1221	Easily 7
92-13 SuprSun1211 IshrdToBsr1144 NoWyMistr1121	Closed evenly 7
95-18 No Way Mister1221 Noble Tribute1184 Meruken1221	Driving 7

Overall Avg.: -1.3

Lifetime 1991 4 0 1 1 \$2,508

22 2 3 2 1990 15 1 2 0 \$16,407

79-13 Suha'sAffir-Jr1194 KingSkipp1194 OncDirector1194	Dull try 1
82-14 BurningCourt1194 Tonzatilt1194 DoHDoubleTim1194	Game try 10
75-24 HombreHombre1194 LoveReing1194 CStorm1173	Weakened 10
87-13 Dress Array1171 Oak Wine1152 Tonzatilt1174	Wide stretch 8
69-26 Cut Him Free1173 Getthegone1171 Town1221	Gave way 10
88-08 ScooterWafer1124 RceyRichie1171 WellInTheAir1171	Even try 12
83-15 IccpdOnlc1175 StrmyRyStmcp1221 BbbRbb1171	Showed little 9
89-08 Craig Ronald1184 Fracozzi1161 FlyingRevenge1164	Wide trip 10
91-09 Go SteadyLad1194 Tonzatilt1162 Dr.Brent1161	Could not last 8
87-12 Just Never Mind1154 Tonzatilt1162 Geyser1162	Bid, hung 9

Overall Avg.: -2.9

Lifetime 1991 3 1 0 1 \$2,900

38 11 3 3 1990 14 4 1 1 \$10,547

\$20,962																																																																																																																																																																																																																																																																																																																																																																																																																																																																																																																																																																																																																																																																																																																																																																																																																																																																																																																																																																																																																																																																																																																																																																																																																																																																																																																																																																																																																																																																																																																																																																											</
----------	--	--	--	--	--	--	--	--	--	--	--	--	--	--	--	--	--	--	--	--	--	--	--	--	--	--	--	--	--	--	--	--	--	--	--	--	--	--	--	--	--	--	--	--	--	--	--	--	--	--	--	--	--	--	--	--	--	--	--	--	--	--	--	--	--	--	--	--	--	--	--	--	--	--	--	--	--	--	--	--	--	--	--	--	--	--	--	--	--	--	--	--	--	--	--	--	--	--	--	--	--	--	--	--	--	--	--	--	--	--	--	--	--	--	--	--	--	--	--	--	--	--	--	--	--	--	--	--	--	--	--	--	--	--	--	--	--	--	--	--	--	--	--	--	--	--	--	--	--	--	--	--	--	--	--	--	--	--	--	--	--	--	--	--	--	--	--	--	--	--	--	--	--	--	--	--	--	--	--	--	--	--	--	--	--	--	--	--	--	--	--	--	--	--	--	--	--	--	--	--	--	--	--	--	--	--	--	--	--	--	--	--	--	--	--	--	--	--	--	--	--	--	--	--	--	--	--	--	--	--	--	--	--	--	--	--	--	--	--	--	--	--	--	--	--	--	--	--	--	--	--	--	--	--	--	--	--	--	--	--	--	--	--	--	--	--	--	--	--	--	--	--	--	--	--	--	--	--	--	--	--	--	--	--	--	--	--	--	--	--	--	--	--	--	--	--	--	--	--	--	--	--	--	--	--	--	--	--	--	--	--	--	--	--	--	--	--	--	--	--	--	--	--	--	--	--	--	--	--	--	--	--	--	--	--	--	--	--	--	--	--	--	--	--	--	--	--	--	--	--	--	--	--	--	--	--	--	--	--	--	--	--	--	--	--	--	--	--	--	--	--	--	--	--	--	--	--	--	--	--	--	--	--	--	--	--	--	--	--	--	--	--	--	--	--	--	--	--	--	--	--	--	--	--	--	--	--	--	--	--	--	--	--	--	--	--	--	--	--	--	--	--	--	--	--	--	--	--	--	--	--	--	--	--	--	--	--	--	--	--	--	--	--	--	--	--	--	--	--	--	--	--	--	--	--	--	--	--	--	--	--	--	--	--	--	--	--	--	--	--	--	--	--	--	--	--	--	--	--	--	--	--	--	--	--	--	--	--	--	--	--	--	--	--	--	--	--	--	--	--	--	--	--	--	--	--	--	--	--	--	--	--	--	--	--	--	--	--	--	--	--	--	--	--	--	--	--	--	--	--	--	--	--	--	--	--	--	--	--	--	--	--	--	--	--	--	--	--	--	--	--	--	--	--	--	--	--	--	--	--	--	--	--	--	--	--	--	--	--	--	--	--	--	--	--	--	--	--	--	--	--	--	--	--	--	--	--	--	--	--	--	--	--	--	--	--	--	--	--	--	--	--	--	--	--	--	--	--	--	--	--	--	--	--	--	--	--	--	--	--	--	--	--	--	--	--	--	--	--	--	--	--	--	--	--	--	--	--	--	--	--	--	--	--	--	--	--	--	--	--	--	--	--	--	--	--	--	--	--	--	--	--	--	--	--	--	--	--	--	--	--	--	--	--	--	--	--	--	--	--	--	--	--	--	--	--	--	--	--	--	--	--	--	--	--	--	--	--	--	--	--	--	--	--	--	--	--	--	--	--	--	--	--	--	--	--	--	--	--	--	--	--	--	--	--	--	--	--	--	--	--	--	--	--	--	--	--	--	--	--	--	--	--	--	--	--	--	--	--	--	--	--	--	--	--	--	--	--	--	--	--	--	--	--	--	--	--	--	--	--	--	--	--	--	--	--	--	--	--	--	--	--	--	--	--	--	--	--	--	--	--	--	--	--	--	--	--	--	--	--	--	--	--	--	--	--	--	--	--	--	--	--	--	--	--	--	--	--	--	--	--	--	--	--	--	--	--	--	--	--	--	--	--	--	--	--	--	--	--	--	--	--	--	--	--	--	--	--	--	--	--	--	--	--	--	--	--	--	--	--	--	--	--	--	--	--	--	--	--	--	--	--	--	--	--	--	--	--	--	--	--	--	--	--	--	--	--	--	--	--	--	--	--	--	--	--	--	--	--	--	--	--	--	--	--	--	--	--	--	--	--	--	--	--	--	--	--	--	--	--	--	--	--	--	--	--	--	--	--	--	--	--	--	--	--	--	--	--	--	--	--	--	--	--	--	--	--	--	--	--	--	--	--	--	--	--	--	--	--	--	--	--	--	--	--	--	--	--	--	--	--	--	--	--	--	--	--	--	--	--	--	--	--	--	--	--	--	--	--	--	--	--	--	--	--	--	--	--	--	--	--	--	--	--	--	--	--	--	--	--	--	--	--	--	--	--	--	--	--	--	--	--	--	--	--	--	--	--	--	--	--	--	--	--	--	--	--	--	--	--	--	--	--	--	--	--	--	--	--	--	--	--	--	--	--	--	--	--	--	--	--	--	--	--	--	--	--	--	--	--	--	--	--	--	--	--	--	--	--	--	--	--	--	--	--	--	--	--	--	--	--	--	--	--	--	--	--	--	--	--	--	--	--	--	--	--	--	--	--	--	--	--	--	--	--	--	--	--	--	--	--	--	--	--	--	--	--	--	--	--	--	--	--	--	--	--	--	--	--	--	--	--	--	--	--	--	--	--	--	--	--	--	--	--	--	--	--	--	--	--	--	--	--	--	--	--	--	--	--	--	--	--	--	--	--	--	--	--	--	--	--	--	--	--	--	--	--	--	--	--	--	--	--	--	--	--	--	--	--	--	--	--	--	--	--	--	--	--	--	--	--	--	--	--	--	--	--	--	--	--	--	--	--	--	--	--	--	--	--	--	--	--	--	--	--	--	--	--	--	--	--	--	--	--	--	--	--	--	--	--	--	--	--	--	--	--	--	--	--	--	--	--	--	--	--	--	--	--	--	--	--	--	--	--	--	--	--	--	--	--	--	--	--	--	--	--	--	--	--	--	--	--	--	--	--	--	--	--	--	--	--	--	--	--	--	--	--	--	--	--	--	--	--	--	--	--	--	--	--	--	--	--	--	--	--	--	--	--	--	--	--	--	--	--	--	--	--	--	--	--	--	--	--	--	--	--	--	--	--	--	--	--	--	--	--	--	--	--	--	--	--	--	--	--	--	--	--	--	--	--	--	--	--	--	--	--	--	--	--	--	--	--	--	--	--	--	--	--	--	--	--	--	--	--	--	--	--	--	--	--	--	--	--	--	--	--	--	--	--	--	--	--	--	--	--	--	--	--	--	--	--	--	--	--	--	--	--	--	--	--	--	--	--	--	--	--	--	--	--	--	--	--	--	--	--	--	--	--	--	--	--	--	--	--	--	--	--	--	--	--	--	--	--	--	--	--	--	--	--	--	--	--	--	--	--	--	--	--	--	--	--	--	--	--	--	--	--	--	--	--	--	--	--	--	--	--	--	--	--	--	--	--	--	--	--	--	--	--	--	--	--	--	--	--	----

Inner Source**SOUTHWICK W E**

Own.—Harley Hope & Associates

6Jun91- 8Lga fst 6f	:214	:440	1:104	C/m 16000
19May91- 5Lga gd 6f	:223	:461	1:183	C/m c-12500
30Apr91- 7Lga fst 6f	:214	:453	1:114	C/m 16000
14Apr91- 9Lga gd 6f	:223	:462	1:132	C/m 16000
26Mar91- 8YM fst 6f	:223	:45	1:094	3+ Ahw 4200
19Feb91- 8YM fst 6f	:223	:451	1:103	Prs Day H
2Feb91- 8YM fst 6f	:23	:454	1:104	3+ C/m 10000
19Jan91- 8YM gd 6f	:234	:472	1:133	3+ C/m 10000
5Jan91- 7YM fst 6f	:233	:472	1:121	3+ C/m 10000
12Dec90- 8YM gd 5f	:234	:473	1:064	3+ Ahw 4000

Speed Index: Last Race: -3.0

LATEST WORKOUTS

Jun 30 Lga 4gd :492 B

Jun 2 Lga 4fst :491 B

Huslyn Fast**HANNA M A**

Own.—Sectner Betty or Ferguson Jim

14Jun91- 7Lga fst 6f	:22	:453	1:112	C/m 8000
6Jun91- 5Lga fst 6f	:22	:452	1:11	C/m 10000
19May91- 5Lga fst 1 1/2	:48	1:14	1:471	C/m 12500
9May91- 7Lga fst 6f	:224	:46	1:111	C/m 12500
27Apr91- 8Lga fst 6f	:224	:463	1:183	C/m c-10000
17Apr91- 4Lga gd 6f	:224	:463	1:123	C/m 10000
7Apr91- 4Lga sly 5f	:223	:464	1:054	C/m 10000
22Mar91- 1GG fst 6f	:22	:444	1:094	C/m 8000
10Mar91- 1GG sly 1	:474	1:122	1:373	C/m 8000
2Feb91- 3GG fst 6f	:223	:451	1:092	C/m 6250

Dr. h. or br. p. 4, by Jazania's Chief—Unferl the Flag, by Brown

Br.—Jensen Lucila M (Wash)

\$8,000

Tr.—Baze Carl A

2. 8	912	715	716	610	Southwick W E	Lb 122	30.00
3. 7	771	651	651	552	Gonsalves F A	Lb 122	2.90
1. 7	781	79	651	331	Gonsalves F A	Lb 122	2.80
9. 7	911	761	521	11	Gonsalves F A	Lb 122	7.00
2. 7	711	714	711	47	Gonsalves F A	Lb 122	7.10
7. 9	912	841	571	331	Bayer J D	Lb 118	3.10e
4. 7	641	64	521	1nd	Gonsalves F A	Lb 122	2.60
2. 6	75	761	721	1nd	Gonsalves F A	Bb 121	3.00
1. 5	1nd	11	1nd	421	Jauregui L H	Bb 119	3.00
4. 4	441	441	431	341	Jauregui L H	Bb 119	*1.90

3-Race Avg.: -2.3

10-Race Avg.: +0.5

Lifetime 1991 9 3 0 2 \$13,432

15 4 0 4 1990 8 1 0 2 \$5,260

\$18,692

122

75-21	FleetAdanac1191J	LordByron1221	SpeedCrft122	Never close	8
72-24	BoardE.Z.1222	SpanishHwk1161	RockinRnger119	No threat	7
79-22	KnightInspector1162	HotTrip1161	InnwSourc122	Closed well	7
79-25	InnerSource1221	BeyondThLdg1191	ChocAppl1191	Wide trip	12
87-14	JustaCityBoy1181	GrandpaBill1171	IsindDyBrek1224	No factor	8
87-16	Knight Predator1213	Nilo118	Inner Source1192	Full of run	9
89-16	InnerSource122	HrringtonRod1223	DecidelyBst1223	Driving	7
75-24	Inner Source121	Rockin Rudy122	CodeBruce1192	Driving	7
89-21	Mr.Independent1221	CodeBruce1192	MnHombre1223	Early speed	7
77-28	TwentyFivBlis1192	PintHimRd1223	InnwSourc119	Weakened	5

Overall Avg.: +0.5

Ch. p. 5, by Emperor's Key—Huslyn LH, by Ronnie

Tr.—Love J (Wash)

\$8,000

Tr.—Ferguson Jim

7. 7	851	741	661	761	Southwick W E	Lb 122	11.70
2. 7	771	791	641	561	Southwick W E	Lb 122	8.30
4. 3	35	331	53	541	Southwick W E	Lb 115	8.30
2. 4	421	431	431	45	Southwick W E	Lb 116	9.60
1. 6	731	631	62	33	Camargo T	Lb 122	4.90
7. 1	511	59	21	1nd	Camargo T	Lb 116	*2.40
8. 7	761	521	331	35	Camargo T	Lb 116	2.90
5. 2	321	43	24	22	Judice J C	Lb 117	4.20
1. 1	2nd	11	1nd	21	Judice J C	Lb 117	4.20
1. 5	311	321	32	21	Miller D A Jr	Lb 117	9.80

Lifetime 1991 12 1 4 2 \$13,235

28 4 7 5 1990 13 1 3 3 \$12,713

\$29,973

122

75-18	McB.Nimble1182	Herty'sAce1121	NoWyMister122	No factor	9
78-21	Royal Fib1162	Oh La La1161	DoRightByDudley1113	No threat	7
63-36	MountinRhine1141	NobleTribute1141	RunningArki1144	Evenly	8
79-22	O. K. Yet1163	Keller Special1164	Board E. Z.1221	Evenly	7
75-25	O. K. Yet119	SpanishHawk1163	HuslynFast122	Closed well	8
77-23	HuslynFst116	NeverbeenCptn116	SprklingFit1161	Driving	7
79-25	SamoaDncr1163	LordByron1192	HuslynFst1162	Wide on turn	9
87-10	FarOutPleasure1172	HuslynFast1171	IceMinstre1171	Game try	7
75-16	MotelAffair1193	HuslynFst1177	NturGloss1171	Overtaken late	7
89-13	StarLaunch1171	HuslynFast1171	ChampagneBeu1174	2nd best	8

FOURTH RACE**Longacres**

JULY 4, 1991

6 FURLONGS. (1.071) CLAIMING. Purse \$6,000. 4-year-olds and upward. Weight, 122 lbs.

Non-winners since April 2 allowed 3 lbs.; non-winners in 1991, 6 lbs. Claiming price \$2,000.

(Races for \$6,250 or less not considered.)

Value of race \$6,000; value to winner \$3,300; second \$1,140; third \$870; fourth \$540; fifth \$150. Mutuel pool \$65,614. Exacta pool \$62,500.

Last Raced	Horse	M/Eq.L.A.Wt	PP St	1/4	1/2	Str	Fin	Jockey	Cl'g Pr	Odds \$1
22Jun91 7Lga11	Sparkling Fit	Lb 4122	1 4	2 1/2	3 1/2	1 1/2	1nd	Moore K D	8000	18.00
23Jun91 6Lga1	Patapelli	B 6115	5 1	3 1/2	2nd	2nd	2 1/2	Belvoir V T5	8000	1.30
14Jun91 7Lga7	Huslyn Fast	Lb 5122	7 3	5 1/2	4 1/2	4 1/2	32	Hanna M A	8000	11.50
14Jun91 7Lga3	No Way Mister	Lb 4119	3 2	1nd	1nd	3 1/2	42	Farrell L	8000	6.10
19Jun91 7GG8	Tonzatilt	Lb 5116	4 8	7 1/2	7nd	6 1/2	5 1/2	Aragon V A	8000	4.90
22Jun91 7Lga5	K S Christopher	Bb 4119	2 7	6 1/2	5nd	5 1/2	62	Jauregui L H	8000	9.60
6Jun91 8Lga6	Inner Source	Lb 4122	6 6	8	8	8	7nd	SouthwickWE	8000	7.10
13Jun91 7Lga3	Hank Shank	Lb 4116	8 5	4 1/2	6 1/2	7nd	8	Delgadillo C	8000	8.10

OFF AT 2:16. Start good. Won driving. Time, :22 1/2, :45 1/2, :58, 1:10 1/3 Track fast.

\$2 Mutuel Prices:

4-SPARKLING FIT	38.00	11.60	6.60
5-PATAPELLI		3.60	3.00
7-HUSLYN FAST			6.00
\$2 EXACTA 1-5 PAID \$119.00.			

Dear (name withheld) An Energy user.

Here is my analysis of two of your races. I've included your original readouts and the readouts you would have seen had you bothered to use K-Gen. Also the printouts from EXDC (Energy Exertion/Deceleration) with Thoromation and Stop Action Instant PREplay.

You suffered from several omissions, at least three of which cost you the \$38 winner and a \$119 Exacta in race # 4; and the \$18.40 winner, and \$112 Exacta in Race #8. Both races could have been won by you with your existing tools had you taken care to use them; specifically the K-Gen and your UXR. All of your other errors have been addressed several times in *The Follow Up*.

Race: 704004 Dist = 6.0 FURLONGS Comments:

RAW				Automatic ADJUSTED			
Name	Total	Median	Factor X	Name	Total	Median	Lex
Tonz	167.57	69.34	65.91	Tonz	167.53	69.37	30.62
Pata	167.02	69.12	66.79	Pata	167.16	69.01	30.78
Fit	166.92	69.57	66.30	Fit	167.10	69.43	30.56
No	166.46	69.61	66.40	No	166.79	69.34	30.65
KS	163.13	68.64	66.33	KS	164.54	67.45	32.54

- Matchup				Various			
Pace	F 1	F 2	F 3	Name	Units of Energy	uXr	
	35.87	34.10	30.61		Emuv	Emuv	
No	35.87	33.46	30.26	Pata	0.031	0.031	0.062
Pata	35.86	33.14	30.61	W Fit	0.014	0.168	0.182
Fit	35.81	33.61	30.35	No	0.000	0.167	0.187
Tonz	35.27	34.10	30.67	Tonz	0.152	0.201	0.354
KS	34.37	33.07	30.61	KS	0.427	0.430	0.857

PARAGON A	PARAGON B	ENERGIZER	VARIEGATE
Pata	Tonz	Pata	Sustained

RANKINGS

	2 P	F R	H B	S P	L X	F X	Huv
No	1	2	4	3	5	3	0.24
Pata	2	3	2	1	1	1	0.00
Fit	3	2	2	4	4	2	0.31
Tonz	4	1	1	1	3	4	1.75
KS	5	4	3	2	2	5	5.29

Paragon A		Paragon B	
Pata	_____	Tonz	_____
Tonz	_____	Pata	_____
No	_____	No	_____

BET ① - PATAPELL!
② TONZATILT

Here are the lines exactly as you entered them as seen from our new entry format. You used K's winning race 3 back. I also included its last race which, as you can see, makes it look better on my readouts.

#	NAME	DIST.	1ST CALL	2ND CALL	FIN. CALL	1st B/L	2nd B/L	Stretch B/L	Final B/L
1	NO W	6.0	22.0	45.3	111.2	0.10	0.10	0.10	4.00
2	TONZ	6.0	21.4	45.0	111.1	8.00	6.75	3.00	0.10
3	PAT	6.0	22.0	45.4	111.2	0.00	0.00	0.00	0.00
4	SPAR	6.0	22.0	45.2	111.0	0.50	1.50	3.25	6.50
5	K'S	6.0	22.4	47.0	113.0	4.75	2.50	0.10	0.00
6	K-L	6.5	22.0	45.3	118.2	9.00	8.75	5.25	4.25

1: You did not use your Energy Generator. Had you done so you would have seen that there are no Sustained horses among your contenders in this race.

ENERGY FACTORS

Name	Total	Hidden	Fx	Med	Lex	3rd	ESP Type
NO W	166.47	63.97	66.40	69.71	30.29	30.41	Early
TONZ	167.59	64.75	65.92	69.65	30.35	30.81	E/P Presser
SPAR	166.93	64.11	66.31	69.76 ①	30.24	30.50	Early
K'S	163.13	65.02	66.34	68.03	31.97	31.08	S/P Presser
K-L	165.33	64.70	66.14	69.00	31.00	30.77	S/P Presser
PAT	167.02	64.08	66.79	69.32	30.68	30.96	E/P Presser







2: If there are no Sustained horses, it follows, as night the day that you should obviously be looking for Early or some variation of Presser. Who are they?

Name	Total	Hidden	Fx	Med	Lex	3rd	ESP Type
NO W	166.47	63.97	66.40	69.71 ✓	30.29	30.41	Early
TONZ	167.59	64.75	65.92	69.65 ✓	30.35	30.81	E/P Presser
SPAR	166.93	64.11	66.31	69.76 ✓	30.24	30.50	Early
K'S <i>Sc</i>	163.13	65.02	66.34	68.03	31.97	31.08	S/P Presser
K-L <i>Sc</i>	165.33	64.70	66.14	69.00	31.00	30.77	S/P Presser
PAT	167.02	64.08	66.79	69.32 ✓	30.68	30.96	E/P Presser
















X 1 NO W	EP
X 2 TONZ	
X 3 PAT	
X 4 SPAR	
5 K'S	
6 K-L	

3: When you see that neither of K's Lines give it a chance, scratch the horse. It will merely confuse your ENERGY! readouts and possibly create a false Late Bias illusion in your readouts.

Thoromation.

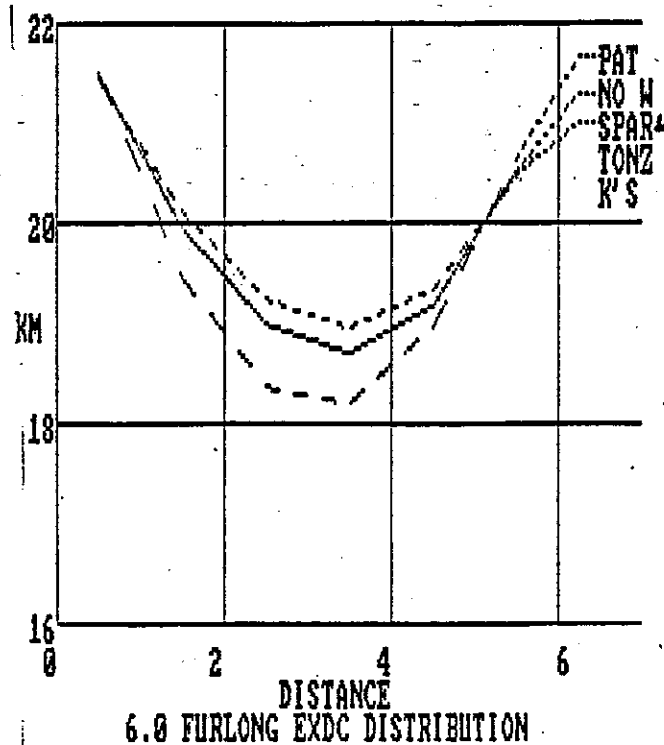
	1 NO H
	2 TONZ
	3 PAT
	4 SPAR
	5 K'S
	6 K-L

INSTANT PRE-PLAY

		③ 	1 NO H
		① 	2 TONZ
		2nd TIE 	3 PAT
			4 SPAR
		④ 	5 K'S

4: To your credit you used Sparkling Fit's race two back, beaten 6.5 lengths. Even on your readouts that line earned the horse 3 Early, 2 Presser and 2 Factor X rankings, making, it at worst, your 3rd choice even allowing for your judgment errors. The Yellow Manual says to always consider wagering on a 3rd choice at 9-2 or better. 18 to one is considerably better (bet across the board). You do have a Yellow Manual, I presume?

5: I know that you own K-Gen because you were the first in your area to receive it. But you did not use it. If you had you would have seen this:

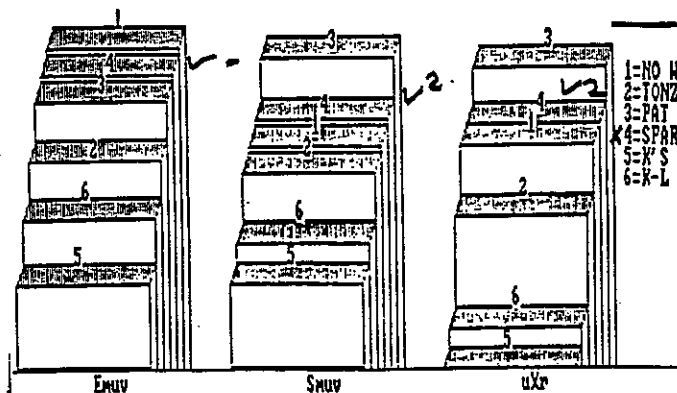


SPARK is in the TOP 3, ahead of TONZ, one of your bets. Did one of those inveterate losers in your area who's self-proclaimed abilities supersede the Methodology, tell you he never uses K-Gen? If so, and you believed it, don't blame him, blame the guy in the mirror for your losses.






6: You did the one thing I've begged every Energy User not to do: you saw a Sustained Variegate and automatically bet the top 2 Sustained horses. No analysis, no looking at other readouts, just blind adherence. You don't blindly adhere to any of the beneficial things I tell you. Why this?

You don't need the new Thoromation program to win this race. But here is a sequence of readouts as I did the race using your contenders and pace lines with no exception. On the first screen I added another KS race and SPARKS win race. Later I scratched them. Note that on your UXR readout, SPARK is second to Pat.

Here is a graphic of the EMUV, SMUV and UXR for those who refuse to look at it and properly evaluate it from their present readouts.



7: It is obvious that you're going to bet on PAT, regardless. Even though the horse just came off a wire-to-wire win at a lower class level, needs the lead to win and only has a 66% APV, its numbers dictate that it's a bet. But is it a solid win bet? These horses tend to place more often than they win. Still, if you want it to be your key horse run right now to the window and bet it to win. Also include it in your exacta box. you've determined to bet it, regardless, and have done so. Now scratch it from the race and see how the race shapes up.

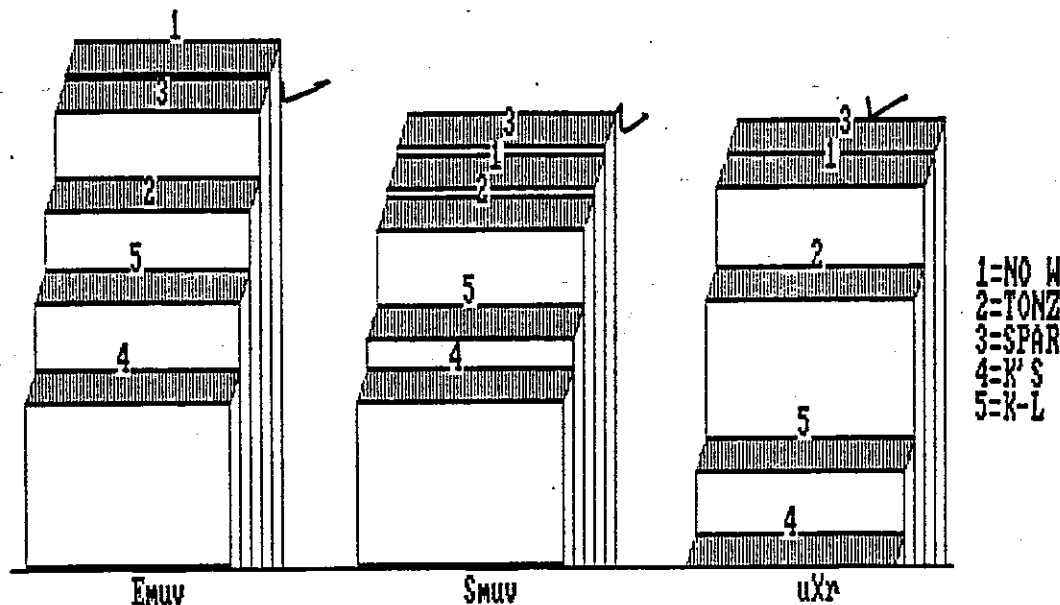
Thoromation.		1 NO W
		2 TONZ
		3 SPAR
		4 K'S
		5 K-L

E X D C
* * * * *

Early ✓

	E P	P R	H E	S P	L X	F X	Muv
	---	---	---	---	---	---	---
NO W	1	1	5	4	5	2	0.00
SPAR	2	1	3	5	4	1	0.10
TONZ	3	2	1	1	2	3	1.54
K-L	4	3	2	3	3	4	3.42
K'S	5	4	4	2	1	5	5.08

8: Low and behold! An Early Variegate. PATS wire-to-wire win created a false Variegate because it ran uncontested. Will it be able to do so today? Look at % Med. Who is in the lead? First from your own readouts: 69.43 Answer: SPARK. PAT'S Median % = 69.01%!



Exdc Deceleration Ratio			
Name	1st	2nd	3rd
NO W ①	100.00	96.31	96.14
SPAR ②	99.58	97.20 ②	96.73 ② -2-2-2
TONZ	96.56	100.00 ①	97.59 ①
K-L	95.05	96.90	94.65
K'S	91.54	94.04	91.77

The above numbers are comparable to those under your EXDC graphs in ENERGY! The only difference is that where you see 100 as best here, (High is best) 0.00 is best in ENERGY! (Low is best).

I chose your problem races to publish first because I just spent eleven days in Las Vegas and played ten consecutive racing days at Longacres with excellent results. I learned two important things.

A: Horseplayers at Longacres have a phobia about high track variants and think they need to use variant adjustments based on some arbitrary par times. Since this is an erroneous notion, there are lots of losers up there; so the mutuels are higher. (My average over ten straight racing days, was \$11.80.) You, at least, are apparently not damned by this fiction.

B: Regarding TONZ: In those ten racing days I learned that San Francisco Bay area horses always have faster times than Longacres horses; especially in the early fractions. I don't try to give them artificially slow times. I merely discount them when they always crop up first in the readouts. This would be especially true for TONZATH who is a five year old, 1991 GG failure going up in class from 6250 at GG to 8000 at LGA. From the bottom of one barrel to the middle of another. Since you've been handicapping Longacres for many years, you should be more aware of what constitutes a successful shipper than I am after only a few days. Maybe there's some viability to the old adage: "A Prophet is without honor in his own land."

Special Chalk

HOVERSON C

Own—Dempsey R A

22Jun91-9Lga fst 1 :47 1:12 1:38 Alw 1000

16Jun91-BEP my 1/4 :47 1:13 1:53 3 Lc Gov

15Jun91-Grade III-C

23Jun91-SEP fst 1 :47 1:12 1:43 3+ Sun H

27May91-9Lga fst 6 :22 :45 1:17 3+ Alw 1000

12May91-10Lga fst 1 :47 1:12 1:38 3+ Renton H

26Apr91-9Lga fst 6 :21 :45 1:18 Alw 1000

14Apr91-9Lga gd 6 :22 :46 1:12 Alw 1100

7Apr91-9Lga gd 5 :22 :47 1:06 Alw 1400

8Dec90-1Hol fst 7 :21 :44 1:21 Clm 4000

9Nov90-7BN fst 6 :22 :44 1:09 Alw 1800

Speed Index: Last Race: -1.0

LATEST WORKOUTS

May 23 Lga 4 fst :49 H

May 18 Lga 3 fst :52 H

May 13 Lga 3 fst :52 H

May 8 Lga 3 fst :52 H

May 3 Lga 3 fst :52 H

Apr 28 Lga 3 fst :52 H

Apr 23 Lga 3 fst :52 H

Apr 18 Lga 3 fst :52 H

Apr 13 Lga 3 fst :52 H

Apr 8 Lga 3 fst :52 H

Apr 3 Lga 3 fst :52 H

Mar 28 Lga 3 fst :52 H

Mar 23 Lga 3 fst :52 H

Mar 18 Lga 3 fst :52 H

Mar 13 Lga 3 fst :52 H

Mar 8 Lga 3 fst :52 H

Mar 3 Lga 3 fst :52 H

Feb 28 Lga 3 fst :52 H

Feb 23 Lga 3 fst :52 H

Feb 18 Lga 3 fst :52 H

Feb 13 Lga 3 fst :52 H

Feb 8 Lga 3 fst :52 H

Feb 3 Lga 3 fst :52 H

Jan 28 Lga 3 fst :52 H

Jan 23 Lga 3 fst :52 H

Jan 18 Lga 3 fst :52 H

Jan 13 Lga 3 fst :52 H

Jan 8 Lga 3 fst :52 H

Jan 3 Lga 3 fst :52 H

Dec 28 Lga 3 fst :52 H

Dec 23 Lga 3 fst :52 H

Dec 18 Lga 3 fst :52 H

Dec 13 Lga 3 fst :52 H

Dec 8 Lga 3 fst :52 H

Dec 3 Lga 3 fst :52 H

Nov 28 Lga 3 fst :52 H

Nov 23 Lga 3 fst :52 H

Nov 18 Lga 3 fst :52 H

Nov 13 Lga 3 fst :52 H

Nov 8 Lga 3 fst :52 H

Nov 3 Lga 3 fst :52 H

Oct 28 Lga 3 fst :52 H

Oct 23 Lga 3 fst :52 H

Oct 18 Lga 3 fst :52 H

Oct 13 Lga 3 fst :52 H

Oct 8 Lga 3 fst :52 H

Oct 3 Lga 3 fst :52 H

Sep 28 Lga 3 fst :52 H

Sep 23 Lga 3 fst :52 H

Sep 18 Lga 3 fst :52 H

Sep 13 Lga 3 fst :52 H

Sep 8 Lga 3 fst :52 H

Sep 3 Lga 3 fst :52 H

Aug 28 Lga 3 fst :52 H

Aug 23 Lga 3 fst :52 H

Aug 18 Lga 3 fst :52 H

Aug 13 Lga 3 fst :52 H

Aug 8 Lga 3 fst :52 H

Aug 3 Lga 3 fst :52 H

Jul 28 Lga 3 fst :52 H

Jul 23 Lga 3 fst :52 H

Jul 18 Lga 3 fst :52 H

Jul 13 Lga 3 fst :52 H

Jul 8 Lga 3 fst :52 H

Jul 3 Lga 3 fst :52 H

Jun 28 Lga 3 fst :52 H

Jun 23 Lga 3 fst :52 H

Jun 18 Lga 3 fst :52 H

Jun 13 Lga 3 fst :52 H

Jun 8 Lga 3 fst :52 H

Jun 3 Lga 3 fst :52 H

May 28 Lga 3 fst :52 H

May 23 Lga 3 fst :52 H

May 18 Lga 3 fst :52 H

May 13 Lga 3 fst :52 H

May 8 Lga 3 fst :52 H

May 3 Lga 3 fst :52 H

May 28 Lga 3 fst :52 H

May 23 Lga 3 fst :52 H

May 18 Lga 3 fst :52 H

May 13 Lga 3 fst :52 H

May 8 Lga 3 fst :52 H

May 3 Lga 3 fst :52 H

May 28 Lga 3 fst :52 H

May 23 Lga 3 fst :52 H

May 18 Lga 3 fst :52 H

May 13 Lga 3 fst :52 H

May 8 Lga 3 fst :52 H

May 3 Lga 3 fst :52 H

May 28 Lga 3 fst :52 H

May 23 Lga 3 fst :52 H

May 18 Lga 3 fst :52 H

May 13 Lga 3 fst :52 H

May 8 Lga 3 fst :52 H

May 3 Lga 3 fst :52 H

May 28 Lga 3 fst :52 H

May 23 Lga 3 fst :52 H

May 18 Lga 3 fst :52 H

May 13 Lga 3 fst :52 H

May 8 Lga 3 fst :52 H

May 3 Lga 3 fst :52 H

May 28 Lga 3 fst :52 H

May 23 Lga 3 fst :52 H

May 18 Lga 3 fst :52 H

May 13 Lga 3 fst :52 H

May 8 Lga 3 fst :52 H

May 3 Lga 3 fst :52 H

May 28 Lga 3 fst :52 H

May 23 Lga 3 fst :52 H

May 18 Lga 3 fst :52 H

May 13 Lga 3 fst :52 H

May 8 Lga 3 fst :52 H

May 3 Lga 3 fst :52 H

May 28 Lga 3 fst :52 H

May 23 Lga 3 fst :52 H

May 18 Lga 3 fst :52 H

May 13 Lga 3 fst :52 H

May 8 Lga 3 fst :52 H

May 3 Lga 3 fst :52 H

May 28 Lga 3 fst :52 H

May 23 Lga 3 fst :52 H

May 18 Lga 3 fst :52 H

May 13 Lga 3 fst :52 H

May 8 Lga 3 fst :52 H

May 3 Lga 3 fst :52 H

May 28 Lga 3 fst :52 H

May 23 Lga 3 fst :52 H

May 18 Lga 3 fst :52 H

May 13 Lga 3 fst :52 H

May 8 Lga 3 fst :52 H

May 3 Lga 3 fst :52 H

May 28 Lga 3 fst :52 H

May 23 Lga 3 fst :52 H

May 18 Lga 3 fst :52 H

May 13 Lga 3 fst :52 H

May 8 Lga 3 fst :52 H

May 3 Lga 3 fst :52 H

May 28 Lga 3 fst :52 H

May 23 Lga 3 fst :52 H

May 18 Lga 3 fst :52 H

May 13 Lga 3 fst :52 H

May 8 Lga 3 fst :52 H

May 3 Lga 3 fst :52 H

May 28 Lga 3 fst :52 H

May 23 Lga 3 fst :52 H

May 18 Lga 3 fst :52 H

May 13 Lga 3 fst :52 H

May 8 Lga 3 fst :52 H

May 3 Lga 3 fst :52 H

May 28 Lga 3 fst :52 H

May 23 Lga 3 fst :52 H

May 18 Lga 3 fst :52 H

May 13 Lga 3 fst :52 H

May 8 Lga 3 fst :52 H

May 3 Lga 3 fst :52 H

May 28 Lga 3 fst :52 H

May 23 Lga 3 fst :52 H

May 18 Lga 3 fst :52 H

May 13 Lga 3 fst :52 H

May 8 Lga 3 fst :52 H

May 3 Lga 3 fst :52 H

May 28 Lga 3 fst :52 H

May 23 Lga 3 fst :52 H

May 18 Lga 3 fst :52 H

May 13 Lga 3 fst :52 H

May 8 Lga 3 fst :52 H

May 3 Lga 3 fst :52 H

May 28 Lga 3 fst :52 H

May 23 Lga 3 fst :52 H

May 18 Lga 3 fst :52 H

May 13 Lga 3 fst :52 H

May 8 Lga 3 fst :52 H

May 3 Lga 3 fst :52 H

May 28 Lga 3 fst :52 H

May 23 Lga 3 fst :52 H

May 18 Lga 3 fst :52 H

May 13 Lga 3 fst :52 H

May 8 Lga 3 fst :52 H

May 3 Lga 3 fst :52 H

May 28 Lga 3 fst :52 H

May 23 Lga 3 fst :52 H

May 18 Lga 3 fst :52 H

May 13 Lga 3 fst :52 H

May 8 Lga 3 fst :52 H

May 3 Lga 3 fst :52 H

May 28 Lga 3 fst :52 H

May 23 Lga 3 fst :52 H

May 18 Lga 3 fst :52 H

May 13 Lga 3 fst :52 H

May 8 Lga 3 fst :52 H

May 3 Lga 3 fst :52 H

May 28 Lga 3 fst :52 H

May 23 Lga 3 fst :52 H

May 18 Lga 3 fst :52 H

May 13 Lga 3 fst :52 H

May 8 Lga 3 fst :52 H

May 3 Lga 3 fst :52 H

May 28 Lga 3 fst :52 H

May 23 Lga 3 fst :52 H

May 18 Lga 3 fst :52 H

May 13 Lga 3 fst :52 H

May 8 Lga 3 fst :52 H

May 3 Lga 3 fst :52 H

May 28 Lga 3 fst :52 H

May 23 Lga 3 fst :52 H

May 18 Lga 3 fst :52 H

May 13 Lga 3 fst :52 H

May 8 Lga 3 fst :52 H

May 3 Lga 3 fst :52 H

May 28 Lga 3 fst :52 H

May 23 Lga 3 fst :52 H

May 18 Lga 3 fst :52 H

May 13 Lga 3 fst :52 H

May 8 Lga 3 fst :52 H

May 3 Lga 3 fst :52 H

May 28 Lga 3 fst :52 H

May 23 Lga 3 fst :52 H

May 18 Lga 3 fst :52 H

May 13 Lga 3 fst :52 H

May 8 Lga 3 fst :52 H

May 3 Lga 3 fst :52 H

May 28 Lga 3 fst :52 H

May 23 Lga 3 fst :52 H

May 18 Lga 3 fst :52 H

May 13 Lga 3 fst :52 H

May 8 Lga 3 fst :52 H

May 3 Lga 3 fst :

First, Let's look at your readouts and note that you bet WARD & KAYO solely on the basis of their being the top two Sustained. Once again you nail the place horse. Unwittingly you're becoming one of the prime place bettors in the Puget Sound area. Your problem is you bet them to win.

ENERGY

Race: 704008 Dist = 6.5 FURLONGS Comments:

Name	Total	RAW	
		Median	Factor X
Wardo	170.38	67.17	65.72
Regal	169.68	67.00	65.39
Jake	168.97	67.58	65.58
Craft	167.01	67.64	65.61
Kayo	165.85	68.41	67.11

Name	Total	Manually ADJUSTED	
		Median	Lex
Kayo	169.57	68.38	31.61
Wardo	169.57	69.19	30.80
Jake	169.56	69.57	30.42
Craft	169.56	69.60	30.39
Regal	169.56	69.00	30.99

Name	Matchup		
	F 1	F 2	F 3
Pace	35.48	34.60	31.62
Kayo	35.48	32.89	31.62
Craft	35.23	34.36	30.39
Jake	35.16	34.40	30.42
Wardo	34.70	34.28	30.81
Regal	34.40	34.60	30.79

Name	Various		
	Units of Emuv	Energy Smuv	uXr
Kayo	0.111	0.111	0.221
Wardo	0.132	0.407	0.539
Craft	0.043	0.458	0.500
Regal	0.270	0.485	0.755
Jake	0.101	0.507	0.608

PARAGON A	PARAGON B	ENERGIZER	VARIEGATE
Kayo	Kayo	Wardo	Sustained

RANKINGS

	E P	P R	H E	S P	L X	F X	Muv
	---	---	---	---	---	---	---
Craft	1	2	4	4	5	3	0.47
Kayo	2	3	5	1	1	1	0.00
Warden	3	1	2	2	3	2	1.20
Jake	4	4	3	5	4	4	1.22
Regal	5	5	1	3	2	5	2.85

Paragon A		Paragon B	
Kayo	_____	Kayo	_____
Wardo	_____	Wardo	_____
Craft	_____	Regal	_____

1: Obviously the horse to beat in this race is WARDEN JUNCTION. It is the overwhelming favorite and has the most Total Energy and, using linear and obvious logic, the best recent race. Its running style is Early. From your entries, (No Jake I-F) KAYO is the best Sustained and must beat WARD on paper to verify the Sustained Variegate. The fact that WARD did not fire is unimportant. No way of knowing that before the race.

Question: can another contender beat this WARD? I matched him against the rest of your contenders. I used three different lines for Jake. The two you marked JAKE and JAKE 6F. I also used the internal fractions from Jake's Impressive MILE WIN (JA-IF). You employed the internal fraction technique with KAYO which resulted in your getting the place horse on top. Why not the same for Jake? That's the unprejudiced American way! I entered his internal fractions as follows:

6F 22.0 47.1 112.2 using zero beaten lengths from the mile race.

Linear logic would tell us that this entry makes JAKE too slow. Well, You paid dearly for a program that eschews linear logic. Here are the pace lines, all are yours except Jake Intern Fraction (JA-IF) You lost this race simply because you are inconsistent in the use of internal fractions. You used the 6 furlong portion of KAYO's mile but refused to do likewise for Jake. Why? Because Jake ran a 1:12:4 and KAYO a 1:12:1? If you're going to back to final time comparisons, you sure wasted a lot of time and money for a Method and computer programs. Andy Beyer's old book sells for \$12.95 in paperback.

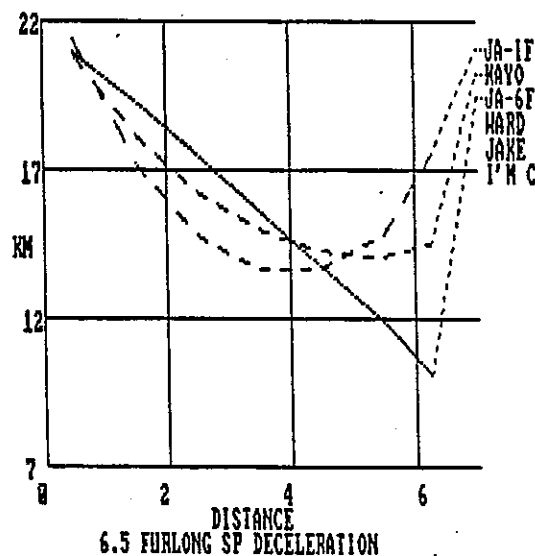
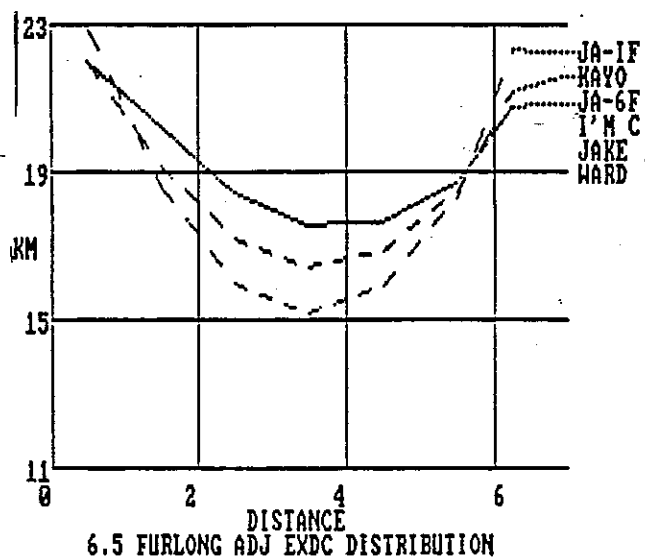
#	NAME	DIST.	1ST CALL	2ND CALL	FIN. CALL	1st B/L	2nd B/L	Stretch B/L	Final B/L
1	WARD	6.5	22.1	44.4	116.1	0.00	0.00	0.10	0.10
2	JAKE	6.5	21.4	44.3	116.4	6.25	5.00	4.50	4.25
3	JA-IF	6.0	22.0	47.1	112.2	0.00	0.00	0.00	0.00
4	KAYO	6.0	22.1	46.3	111.4	0.00	0.00	0.00	0.00
5	I'M C	6.5	22.2	45.2	117.4	0.10	0.00	0.10	1.50
6	JA-6F	6.0	21.4	45.3	111.4	5.50	5.00	4.00	0.15

=====

ENERGY FACTORS

Name	Total	Hidden	Fx	Med	Lex	3rd	ESP Type
WARD	170.40	65.11	65.72	69.83	30.17	31.12	Early
JAKE	168.88	64.82	65.59	69.94	30.08	30.56	Early
JA-IF	164.76	63.58	66.21	67.71	32.29	31.56	Sustained
KAYO	165.94	64.17	67.40	68.17	31.83	31.45	Sustained
I'M C	167.01	64.73	65.63	69.61	30.39	30.34	Early
JA-6F	166.21	64.18	66.58	69.04	30.96	30.67	E/P Presser

A: Here are the K-Gen readouts which you chose to ignore.

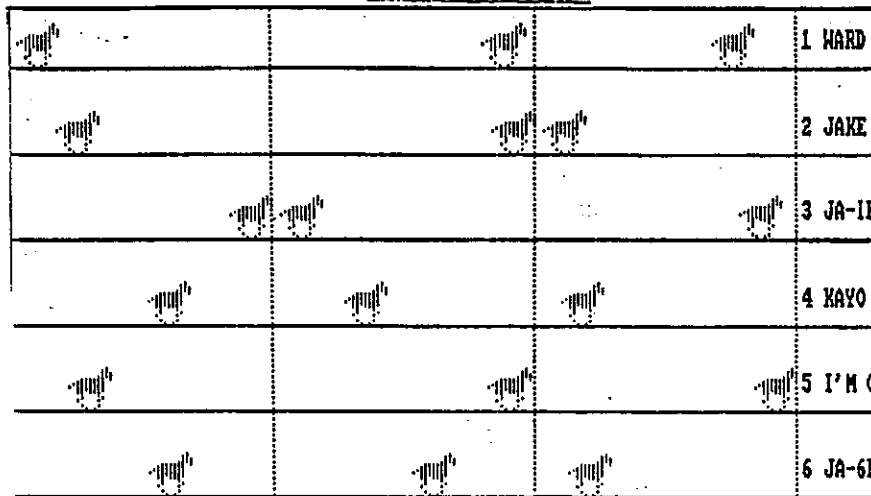


Regardless of who is entered from what line; regardless of whether we look at this race raw, auto adjusted or manually adjusted, JAKE is a horse to be reckoned with at the start.

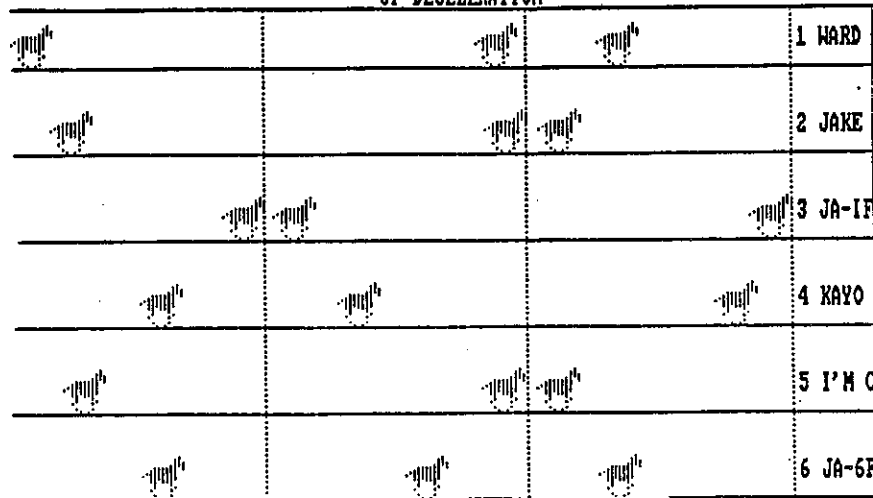
Look at your Engen, the readout beneath the entry screen: if the race runs Early, JAKE has a higher Median Energy than WARD. If it runs other than early, JA-IF is better late (3F-LeX) than WARD.

The Stop Action Instant PREplay and other readouts tell the rest of the story and lead to an inescapable conclusion.

INSTANT PRE-PLAY



SP DECELERATION



EXDC & DECELERATION

Early Exdc
I'M C
WARD
JAKE

Late Exdc
JA-IF
KAYO
WARD

Total Kpd
JA-IF
KAYO
JA-6F

Total Exdc
JA-IF
JA-6F
I'M C

Exdc Deceleration Ratio			
Name	1st	2nd	3rd
JA-IF	100.00	85.03	91.91
KAYO	98.94	89.58	91.87
JA-6F	98.91	84.23	91.87
I'M C	94.01	99.74	91.91
JAKE	93.57	100.00	91.88
WARD	92.12	99.29	91.90

Kinetic Exdc Module			
Name	Ekp	Mkp	Lkp
WARD	20.88	32.53	11.15
JAKE	21.10	32.20	10.43
JA-IF	20.82	34.99	17.78
KAYO	20.84	34.03	15.45
I'M C	21.18	32.52	10.74
JA-6F	21.22	32.43	12.05

On the bright side, your pace line and contender logic is growing increasingly sound. You were wise to eliminate PARNU. You could have also done away with REGAL, although leaving it in did not particularly cloud your readouts other than showing #1 TT and HE.

I don't want to rub it in about re-reading the Yellow Manual, but if you look you'll see JAKE has an APV of 156%. That's way over any other contender. You could have solved this race immediately by letting that superior APV direct you to JAKE'S 1 May line.

This makes two of your races we've used. We may well use some more. You have a twenty dollar credit coming as a result of my using the race. I trust that you will go back to utilizing your K-Gen and stop making the kinds of mistakes displayed by your decisions in these two races. Otherwise you'll need every \$20 you can get.

I'd rather see you make it at that most lucrative of high mutuel gold mine of all North American tracks: Longacres.

* * * * *

Neither this column nor the Psychology of Winning article are designed to sell Thoromation, only to display it. I have taken great care to show that your existing programs properly applied will get the same winners. The use of Thoromation will rob the user of the kind of ego gratification that comes from applying sound handicapping principles and acquired insights. The program will offend most professionals and self-proclaimed professionals because of the mechanical nature of its formulae and its ability to predict the order of finish with little help from the user. In its own way Thoromation is an insult to the masters of the "game" who have dedicated years to the study of handicapping. It is like a proletarian plague that threatens the thrones of kings and elitists.

So, if ego gratification and intellectual self-fulfillment are your reasons for being an aspiring handicapper, don't get Thoromation. If you just want to pick winners, Thoromation will be released during a special Oklahoma City seminar, Oct. 11-12-13. Open to all clients. Prices for velocity, EXDC (Energy-Deceleration) and Quarter Horse versions (Harness Version in 1992) will be quoted in the next *Follow Up*. The details on the Oklahoma seminar are enclosed with this issue.

Message From the Trenches

A Dispatch From the ENERGY! Front

By Roy White

Dick,

It has been a very profitable season on the Belmont turf course this meeting. As you can see from the turf win model, any horse with an Emuv and Smuv that were balanced and were under 300 UXR was just about a cinch. The Percent Median parameters were also very tight. I was able to hit the ninth race triple and exacta, as well as have the winner at \$24.40 for a sizable profit on the race.



BELMONT

WIDENER TURF COURSE



1 1/8 MILES. (Turf). (1,391) CLAIMING. Purses \$25,000. Fillies, 3-year-olds. Weight, 121 lbs. Non-winners of two races at a mile or over since June 15 allowed 3 lbs. Of such a race since then 5 lbs. Claiming Price \$50,000; for each \$2,500 to \$45,000 2 lbs. (Races when entered to be claimed for \$40,000 or less not considered.)

Downy Feathers

Own.—Cohen Seymour

8Jun91- 8Bel fm 1 1/4 471 1:11 1:412 3+ @Alw 29000
30May91- 8Bel fm 1 1/4 474 1:371 2:022 3+ @Alw 29000
20May91- 78el fm 1 1/4 483 1:121 1:43 3+ @Alw 29000
26Apr91- 9Kee fm 1 1/4 492 1:152 1:47 Alw 22800
21Mar91- 6GP fm 1 1/4 492 1:444 @Alw 25500
8Mar91- 10GP fm 1 1/4 492 1:444 @Alw 25500
22Feb91- 7GP fst 7f :222 :453 1:232 @Alw 17000
7Oct90- 10Crc fst 1 1/4 :481 1:14 1:483 @Fla Stallion 12 8 89 121312151012

B. f. 3(Feb), by Forward Charger—Pigeon, by Hail the King
\$50,000 Br.—Patton's Place (Fla)
Tr.—Carroll Henry L.

4 10 96 723 431 331 Madrid A Jr
5 3 32 31 524 76 Antley C W
7 9 96 753 531 23 Antley C W
3 7 761 95 511 321 Cox D W
6 5 55 541 871 681 Penna D
9 4 45 67 59 614 Allen K K
5 5 631 761 710 610 Hernandez R
@Fla Stallion 12 8 89 121312151012 Penna D

110-2

14h 9

Lifetime 1991 7 0 1 2 \$12,290
10 1 1 2 1990 3 1 0 0 \$5,050
Turf 6 0 1 2 \$12,120

116

85-12 Shareefa1141 Steffie T.1124 Downy Feathers110k Willingly 11
74-14 SportinJill112KathyMcGee1191FelselyAccusd119k Wide way 9
82-14 GoldnGuin1151DownyFeathers113kOrbitingShw1103 Rallied wide 10
77-11 KnsCsn115Admrlgft1124DnFthrs107nd Improved position 9
80-09 KiwiMint1201SerchbShdows1173RoylHertbet1121 No rally 9
76-07 Secret Quest1124 Kiwi Mint1173 Runaway Am1154 Outrun 12
79-14 VersillesTrety1151SisterStv1151FlowingMlody1151 No factor 8
67-17 Doradordor1204SbHorne1204MorningBette120k Bore out 14

70Oct90-My Dear Girl Division

23Sep90- 5Crc fst 7f :23 :464 1:271 @Alw 13000
9Sep90- 3Crc fst 6f :23 :47 1:211 @Md 35000

2 5 43 33 411 411 Pezua J M
5 2 413 21 13 141 Pezua J M

116-5.50

117-6.40

68-18 FlmofGlory116AlTOFVN1124Silly'sFilly1182 Steadied early 6
79-18 Downy Feathers1174 MyPetJane1171Caramella1173 Handily 7

Speed Index: Last Race: -3.0

3-Race Avg.: -6.3

6-Race Avg.: -9.8

Overall Avg.: -9.9

LATEST WORKOUTS Jun 26 Bel trt 4fst :473 H

May 29 Bel trt 3fst :381 B

Rebecca's Gal

Own.—Newman Donald

7Jly91- 6Bel gd 1 1/4 471 1:382 2:04 3+ @Alw 29000
23Jun91- 5Bel fm 1 1/4 481 1:381 2:024 3+ @Alw 29000
10Jun91- 5Bel fm 1 1/4 474 1:144 1:42 @Cim 70000
1Jun91- 4Bel fm 1 1/4 473 1:12 1:431 @Cim 45000
9May91- 9Bel fst 6f :221 :451 1:101 3+ @Alw 27000
13Apr91- 7Aqu fst 6f :214 :452 1:122 @Alw 27000
30Mar91- 9Aqu gd 7f :224 :462 1:262 @Alw 27000

Ch. f. 3(Mar), by Lord Durham—Take the High Road, by Kennedy Road
\$45,000 Br.—Newman Donald (NY)
Tr.—Alpers Sue

3 5 59 843 510 316 Smith M E
12 12 1261 741 371 351 Krone J A
6 5 843 74 54 681 Krone J A
4 8 751 43 331 25 Krone J A
1 9 981 98 56 541 Krone J A
1 10 1010 981 741 53 Krone J A
6 9 971 67 511 531 Krone J A

112

Lifetime 1991 7 0 1 3 \$15,700
12 1 2 3 1990 5 1 1 0 \$38,748
Turf 4 0 1 2 \$12,460

56-32 FeelingFlashy1115AmberJw1171Rbccc'sG11121 Saved ground 8
72-17 BoldRyna1091SueMeToo1114Rebecca'sG11091 Belated rally 12
79-12 Monica Faye112k @El Fox1121 TrustinDixie1161 No factor 8
77-16 Damaskra1138Rebecca'sG11121RedJourney1121 Rallied wide 8
85-09 CrrShkert119kMrs.O'Rilly1102LovlyJosphin1101 Belated rally 12
76-17 MistyAmour116kMrs.O'Rilly1134Brzylgoon1211 Wide trip 10
67-30 MssRdmondL1181PhonQn1181Mrs.O'Rilly1161 Took up 10

30Mar91-Placed third through disqualification

10Dec90- 6Aqu fst 6f :224 :463 1:121 @Alw 27000
14Nov90- 8Aqu fst 7f :231 :471 1:26 @East View 10 7 631 541 34 28 Samyn J L
2Nov90- 7Aqu fst 1 :46 1:112 1:374 @Alw 32000

2 6 441 47 612 6131 Samyn J L
10 7 631 541 34 28 Samyn J L
5 6 68 541 431 471 Samyn J L

116

71-18 Richard'sLass1183SlickDelivery1184AirForbesGal1161 Tired 6
64-21 FriezeWild1121Rebecca'sG1116kLovlyJosphin1161 Steadied st. 12
65-28 ProudsPunch1163Behobbsinst1184DncPly1212 Lacked rally 7

Speed Index: Last Race: -12.0

3-Race Avg.: -10.6

4-Race Avg.: -9.7

Overall Avg.: -8.8

LATEST WORKOUTS Jly 4 Bel 5fst 1:012 H

Jun 22 Bel 4fst :52 B

May 26 Bel 6fst 1:15 H

May 19 Bel 4fst :492 H

Right Wing Hot

Own.—Delehan Farm

8Jly91- 5Bel fm 1 1/4 464 1:113 1:43 3+ @Alw 29000
19Jun91- 5Bel yl 1 :473 1:132 1:40 3+ @Alw 29000
6Jun91- 5Bel fst 1 :473 1:131 1:402 3+ @Md Sp Wt
6Jun91-Originally scheduled on turf
7Dec90- 9Aqu fst 1 1/4 :482 1:133 1:482 @Md 35000
23Nov90- 3Aqu fst 7f :223 :46 1:252 @Md 70000
1Nov90- 4Aqu fst 1 :47 1:122 1:40 @Md Sp Wt

B. f. 3(Feb), by Sain Et Saur—Sober Jig, by Jig Time
\$50,000 Br.—Delehan Farm (NY)
Tr.—Penna Angel Jr

7 6 641 411 431 541 Madrid A Jr
1 5 551 53 58 5131 Madrid A Jr
5 5 511 3nk 111 14 Madrid A Jr
7 8 891 615111610191 Bailey J D
4 9 951 671 44 461 Bailey J D
2 5 511 52 681 7111 Bailey J D

116

Lifetime 1991 3 1 0 0 \$15,600
6 1 0 0 1990 3 M 0 0 \$1,140
Turf 2 0 0 0

78-14 Orbiting Slew1131Antea1170SayYou'llStay1122 Lacked rally 10
48-36 MyFantzy1091FlyingHorns11710StrTestmony1102 No factor 7
68-26 RghtWngHt1144MyHTK1144SrsAdmcm1144 Wide, driving 7
47-19 Avie'sDisy1132SoyLederLdy1151WhereIsMe1134 No factor 12
69-21 Quick Glance1131Baked Alaska1171Fliparoot1131 Mild rally 10
50-25 Mezzanotte1171 El Fox1172 No Chatter Please1172 Tired 7

Speed Index: Last Race: -8.0

2-Race Avg.: -12.0

2-Race Avg.: -12.0

Overall Avg.: -16.5

LATEST WORKOUTS Jly 3 Bel 5fst 1:004 H

Jun 13 Bel 4fgd :464 H

May 30 Bel 6fst 1:141 H

May 24 Bel 5fst 1:044 B

Docent

Own.—Maynard Robert G

17Jun91	28el fm	1 1/2	463	1:102	1:421
3Jun91	38el fst	1 1/2	464	1:114	1:444
10May91	18el fst	7f	222	452	1:231
18Mar91	5Aqu sly	1	463	1:114	1:384
18Feb91	1Aqu fst	6f	223	471	1:132
30Jan91	3Aqu fst	6f	224	464	1:133
8Dec90	2Aqu fst	170	481	1:151	1:461
29Nov90	6Aqu fst	6f	23	474	1:14
17Nov90	3Aqu fst	1	481	1:143	1:412
3Nov90	3Aqu fst	6f	222	463	1:132

Speed Index: Last Race: -7.0

LATEST WORKOUTS

Jly 13 Bel 4f gd :503 B

Glorious Run

Own.—Brady Nicholas F

27Jun91	68el fm	1 1/2	46	1:102	1:422
17Jun91	28el fm	1 1/2	463	1:102	1:421
25May91	58el fm	1 1/2	47	1:371	2:021
15May91	98el fst	1 1/2	464	1:122	1:453

15May91—Dead heat

2May91	7Aqu fst	1 1/2	484	1:142	1:554
7Apr91	3Aqu fst	1 1/2	484	1:143	1:562
21Mar91	6Aqu fst	1 1/2	501	1:154	1:562
14Mar91	4Aqu fst	6f	23	472	1:122
28Feb91	6Aqu my	1 1/2	492	1:143	1:54
11Feb91	98el fst	1 1/2	484	1:162	1:584

Speed Index: Last Race: -18.0

LATEST WORKOUTS

Jly 13 Bel tr 4f gd :48 H

Rather Be Social

Own.—Austin Cyril

10Jun91	68el fst	6f	23	464	1:121
27May91	38el fst	6f	23	474	1:13
23May91	98el fst	1	47	1:123	1:393
8May91	1Aqu sly	1	46	1:113	1:384
17Apr91	5Aqu gd	1 1/2	482	1:13	1:513
13Apr91	5Aqu fst	6f	231	463	1:124
3Apr91	7Aqu fst	1	453	1:103	1:372
21Mar91	2Aqu fst	1	46	1:12	1:40
13Mar91	2Aqu fst	7f	23	464	1:262
18Feb91	1Aqu fst	6f	223	471	1:132

Speed Index: Last Race: (—)

LATEST WORKOUTS

Jly 11 Aqu 4f fm :522 B (d)

Dixieland Bandit

Own.—Sabine Stable

4May91	4Aqu fm	1 1/2	472	1:121	1:442
21Apr91	6Aqu sly	1 1/2	481	1:132	1:54
21Apr91—Originally scheduled on turf					
1Apr91	5Aqu my	6f	222	462	1:123
13Mar91	3Aqu fst	6f	23	464	1:123
23Feb91	4Aqu fst	6f	223	483	1:142
10Feb91	4Aqu fst	6f	224	471	1:13
26Jan91	3Aqu fst	6f	222	461	1:131
13Jan91	4Aqu my	6f	224	473	1:134
3Jan91	5Aqu fst	6f	223	473	1:134

3Jan91—Placed second through disqualification

10Dec90—3Med fst 170 :484 1:152 1:462

Speed Index: Last Race: -13.0

LATEST WORKOUTS

Jly 8 Bel 6f fst 1:144 Hg

B. f. 3(Mar), by Summing—Explain, by Clev Er Tell
\$45,000
Br.—Weinsier Mrs R (Ky)
Tr.—Kimmel John C

Clm 35000	4	2	21	21	1 1/2	1nk	Bailey J D	116	8.60
Clm 32500	7	1	11	11	1 1/2	21	Antley C W	114	3.30
Clm 20000	4	3	11	14	14	12	Antley C W	113	8.40
Clm 22500	2	4	31	42	67	616	Krone J A	b 114	2.50
Clm 25000	5	5	64	42	53	54	Krone J A	b 116	3.30
Clm c-20000	1	7	3nk	24	22	46	Madrid A Jr	b 116	*1.80
Clm 35000	9	2	21	31	79	815	Sellers S J	b 116	*2.50
Clm 45000	7	9	51	32	43	74	Madrid A Jr	b 112	5.20
Clm 70000	6	2	11	1nd	32	45	Smith M E	b 112	*1.80
Clm 35000	1	4	54	62	43	2no	Santos J A	b 118	*2.00

1-Race Avg.: -7.0

Jly 8 Bel 5f fst 1:013 B

Ch. f. 3(May), by Ends Well—Last Embrace, by Axe II

\$45,000
Br.—Brady N F (NY)
Tr.—Maloney James W Jr

Clm 35000	12	2	21	21	108	1012	Madrid A Jr	116	16.20
Clm 35000	3	1	11	11	21	32	Madrid A Jr	116	12.30
Alw 29000	1	1	11	11	53	714	Madrid A Jr	110	10.50
Alw 29000	4	7	96	95	712	620	Santiago A	1134	40.80
Alw 29000	1	1	11	31	88	917	McCauley W H	115	16.00
Alw 29000	3	2	26	25	12	13	Krone J A	115	3.40
Alw 29000	4	1	2nd	11	11	21	Krone J A	121	4.20
Alw 29000	7	3	87	76	613	616	Carr D	121	14.60
Alw 29000	8	9	810	712	511	59	McCauley W H	121	13.70
Alw 29000	5	9	914	84	46	45	Skinner K	121	72.40

3-Race Avg.: -15.3

Jly 6 Bel 5f my :584 H

B. f. 3(Feb), by Raised Socially—Rather Be Dancing, by Caro

\$45,000
Br.—Pollack Andrea Singer (Ky)
Tr.—Bolton Amos E

Clm 20000	10	8	73	2nd	2nd	1nk	Velazquez J R	b 112	11.40
Clm 25000	8	8	86	62	56	38	Vasquez M O	111	12.00
Clm 25000	5	5	43	62	78	1017	Migliore R	116	9.30
Clm c-17500	5	4	33	33	32	37	Chavez J F	b 116	*7.0
Alw 29000	6	6	67	512	515	520	Chavez J F	b 116	8.60
Clm 35000	7	6	51	54	59	32	Chavez J F	b 116	*3.30
Alw 29000	5	4	44	43	34	23	Chavez J F	b 116	8.90
Clm c-17500	9	6	31	21	31	31	Graell A	b 116	4.30
Clm 17500	8	8	41	62	42	21	Graell A	b 116	17.60
Clm 25000	6	4	76	73	65	67	Ravelo L O	b 113	13.00

3-Race Avg.: (—)

May 19 Aqu 4f fst :50 B

B. f. 3(Mar), by Dixieland Band—Masked Moment, by For The Moment

\$45,000
Br.—Eaton Farm Inc & Swann & Volkert (Ky)
Tr.—Barbara Robert

Clm 75000	7	2	21	44	78	718	Smith M E	b 112	4.40
Clm 75000	3	1	15	18	12	13	Cordero A Jr	b 111	4.30
Clm c-30000	6	2	53	53	54	46	Cordero A Jr	b 114	3.20
Clm 35000	11	11	33	21	11	15	Cordero A Jr	b 121	*1.10
Clm 30000	11	10	62	42	33	23	Samyn J L	b 117	2.90
Clm 45000	10	4	41	31	33	37	Samyn J L	b 117	3.40
Clm 45000	1	2	34	32	23	21	Samyn J L	b 117	9.80
Clm 45000	3	4	21	2nd	2nd	34	Cordero A Jr	117	4.70
Clm 35000	5	6	52	42	22	32	Samyn J L	121	7.90
Clm Sp Wt	5	1	11	2nd	1nd	43	Ferrer J C	L 117	2.40

1-Race Avg.: -13.0

Jun 29 Bel 6f fst 1:15 Hg

B. f. 3(Mar), by Dixieland Band—Masked Moment, by For The Moment

\$45,000
Br.—Eaton Farm Inc & Swann & Volkert (Ky)
Tr.—Barbara Robert

Clm 75000 7 2 21 44 78 718 Smith M E b 112 4.40

Clm 75000 3 1 15 18 12 13 Cordero A Jr b 111 4.30

Clm c-30000 6 2 53 53 54 46 Cordero A Jr b 114 3.20

Clm 35000 11 11 33 21 11 15 Cordero A Jr b 121 *1.10

Clm 30000 11 10 62 42 33 23 Samyn J L b 117 2.90

Clm 45000 10 4 41 31 33 37 Samyn J L b 117 3.40

Clm 45000 1 2 34 32 23 21 Samyn J L b 117 9.80

Clm 45000 3 4 21 2nd 2nd 34 Cordero A Jr 117 4.70

Clm 35000 5 6 52 42 22 32 Samyn J L 121 7.90

Clm Sp Wt 5 1 11 2nd 1nd 43 Ferrer J C L 117 2.40

1-Race Avg.: -13.0

Jun 29 Bel 6f fst 1:15 Hg

B. f. 3(Mar), by Dixieland Band—Masked Moment, by For The Moment

\$45,000 Br.—Eaton Farm Inc & Swann & Volkert (Ky) Tr.—Barbara Robert

Lifetime 1991 6 2 1 0 \$29,860
19 4 3 1 1990 13 2 2 1 \$39,090
\$68,950 Turf 2 1 0 0 \$13,200**112**

85-08 Docent 116	Lanes Above 116	Glorious Run 116	Driving 11
76-22 Quick Glance 116	Docent 114	Sunny Barbie 111	Bid, wknd 7
88-09 Docent 113	Split Judgement 116	Mogambo's Plesur 114	Driving 8
51-25 Star Testimony 116	Principally 116	Aplichee Blues 114	Tired 6
71-21 Brookgrovmrilyn 109	Clay Buzz 116	Spring Cotton 116	4 Wide 7
63-23 Nunijissiv 109	Brookgrovmrilyn 111	Why M Susit 111	Fired 8
58-20 Alfa 116	Darby Blue 116	Tell the Truth 116	Gave way 9
66-25 Headache Tree 112	Mistic Trick 113	Above The Sit 111	Tired 11
49-39 Cecily Neville 116	Hello Fanny 113	Gofore Rise 112	Weakened 7
73-18 Victoria Elena 116	Docent 118	No Coverage 109	Rough Trip 7

Overall Avg.: -10.4

Jun 14 Bel 4f fst :474 H

Lifetime 1991 12 1 1 1 \$25,520

14 1 1 1 1990 2 M 0 0 \$2,640

\$25,520 Turf 3 0 0 1

112

72-10 Flying Cy 116	Red Journey 116	Star Testimony 116	Used in pace 10
83-08 Docent 116	Lanes Above 116	Glorious Run 116	Bid, wknd 11
69-12 Diane Suzanne 116	Bold Ryan 114	Quick Mitch 119	Early speed 11
53-21 Mss Forlon 110	Mds Bf Shs 110	Mz Cr Ann 119	In tight early 11
40-34 Ambr Hony 121	My Mother Ws 110	Ironclad Slt 110	Used in pace 10
54-32 Glorious Run 115	Peaceful Secret 110	Sticky Ride 115	Driving 12
53-35 Ironclad Soluton 116	Gloros Rn 121	Myrpls Scrt 115	Lugged in 8
62-25 Phalnopsis 121	Town Creek 121	Ontelle's Girl 121	Never close 8
62-22 HyBb Lulu 121	Trky Al Br 114	Ironclad Slt 116	No menace 10
49-57 My Mother Was 121	Hey Baba Lulu 121	Soonto Sin 121	Steadied 10

Overall Avg.: -14.7

Jun 14 Bel 4f fst :474 H

Lifetime 1991 13 2 3 4 \$38,960

20 2 3 5 1990 7 M 0 1 \$2,880

\$41,840 Turf 1 0 0 0

112

73-15 Rther Be Social 112	Pul Neeti 116	Appelling Gl 118	Wide, driving 11
67-23 Bram Stoker 114	Meetenow 116	Rather Be Social 111	Wide 8
55-29 Quick Glance 116	Split Judgement 116	Sunny Brbie 109	Faded 10
61-23 Divine Gold 114	Totl Control 116	Rthr B Social 116	Lacked rally 5
57-21 Contry Strdr 116	Brzthrtthrs 111	Trpl Conctn 116	No threat 6
74-17 Pecful Pionr 113	Moon On 116	Rthr B Social 116	Bumped turn 9
71-23 TooFstt Ctch 116	Rthr B Social 116	Brzthrtthrs 111	Up for place 6
61-35 Mogambo's Plsr 116	Ctchthrs 109	Rthr B Social 116	Drifted out 10
68-23 Str Tstmony 118	Rthr B Social 116	Chf Mstrss 116	Shuffled bk 12
69-21 Brookgrovmrilyn 109	Klir Buzz 116	Spring Cotton 116	5 Wide 7

Overall Avg.: -10.8

Jun 14 Bel 4f fst :474 H

Lifetime 1991 9 2 3 2 \$39,320

16 2 3 3 1990 7 M 0 1 \$4,120

\$43,440 Turf 1 0 0 0

112

71-16 Blfbsnstr 113	Jnsk's Wrld 121	Spy Ldr Ldy 111	Forced pace 8
66-34 Dixieland Bandit 111	Avie's Daisy 117	Antiope 111	Driving 6
72-23 Peceful Pionr 114	Sunny Str 116	Exprstth Blus 116	No threat 7
78-23 Dixieland Bandit 121	Fst High 122	Cusin Confusion 110	Driving 12
68-19 Str Tstmony 121	Dixlnd Bndt 117	Country Strdr 116	Willingly 12
70-19 Evrlstng Str 121	Pink Nois 121	Dixlnd Bndt 117	Lacked rally 10
75-18 Miss Barkin 117	Dixieland Bndt 117	Sportin Jill 117	Willingly 9
69-20 Split Judgmt 121	Applying Gl 117	Dixlnd Bndt 117	Weakened 11
75-18 London Lds 121	Socil Dlm 121	Dxln Bndt 121	Bumped str. 10
62-28 Talc Knowssecret 117	Kristening 117	Json's Dncer 117	Tired 7

Overall Avg.: -7.6

Jun 8 Bel tr 3f fst :38 B

Lifetime 1991 9 2 3 2 \$39,320

16 2 3 3 1990 7 M 0 1 \$4,120

E N E R G Y

* * * * *

9 Dist = 8.5 FURLONGS Comments: TURF

Name	RAW			Auto(Man) ADJUSTED			
	Total	Median	Factor X	Name	Total	Median	Lex
DOWN	165.03	67.21	66.06	DOWN	165.25	67.03	32.96
HOT	163.99	68.31	66.12	HOT	164.98	67.43	32.56
DOC	163.43	68.22	67.28	DOC	164.55	67.83	32.16
COZ	163.43	68.10	67.13	COZ	164.18	67.60	32.39
MIST	162.22	68.08	67.45	MIST	164.18	67.48	32.51
VEIL	161.38	67.75	66.71	VEIL	163.36	67.11	32.88

	Matchup			Varius			
	F 1	F 2	F 3	Name	Units of Energy		
ce	35.18	33.84	32.69	Emuv	Smuv	uXr	
Z	35.18	32.41	31.47	DOWN	0.126	0.126	0.252
H	35.03	32.08	31.46	HOT	0.039	0.230	0.269
BT	34.91	32.56	31.59	MIST	0.017	0.382	0.399
T	34.30	33.13	32.12	COZ	0.000	0.404	0.404
D	34.20	33.63	31.46	DOC	0.029	0.437	0.466
NN	33.18	33.84	32.69	VEIL	0.032	0.441	0.473

PARAGON A

PARAGON B

ENERGIZER

VARIEGATE

COZ

DOWN

COZ

S/P Presser

RANKINGS

=====

	E P	P R	H E	S P	L X	F X	Muv	
	===	===	===	===	===	===	===	
COZ	1	5	5	4	4	1	0.00	-P
MIST	2	4	4	3	3	2	0.70	
VEIL	3	3	3	2	2	3	0.83	-W
HOT	4	2	2	2	2	4	1.79	-S
DOC	5	3	3	5	5	5	2.58	
DOWN	5	1	1	1	1	6	4.77	

Paragon A

Paragon B

COZ P
MIST
HOT W

DOWN S
HOT W
MIST

NAME

TurF

ENERGY REPORT

DATE OF REPORT

TIME PERIOD (DATES) FROM 6/29/10 TO 7/18/10

TRACK(S)

BELmont

COND	VARIATE PREDICTOR	UXR** ACTUAL Emuv Smuv	ACTUAL FIN	ENERGY RESEARCH - WIN	PARAGON WIP/S	ENERGIZER WIP/S	MUTL \$ Inst 1/4	DIST
	E S P			E P H S L X MUV**	A #1 #2 B #1 #2			
SFT	✓	098	67.87	3 1 2 2 2 3 115	P W	W	32.24	8.5
SFT	✓	143	66.64	4 1 1 2 2 3 478	P W		32.35	8.0
G	✓	044	66.99	3 1 1 1 1 1 164	W P W P	P	33.26	8.5
G	✓	174	66.81	4 1 2 1 1 2 348	W W	W	33.18	8.5
F	✓	000	68.11	1 2 4 4 4 2 000	P W P	P	31.10	8.5
F	✓	127	66.88	4 3 3 2 2 3 265	P P	P	32.00	8.5
F	✓	061	66.82	4 2 2 1 1 1 138	W W		32.56	8.5
SFT	✓	064	67.81	4 2 2 1 1 1 029	P W	P	32.00	8.5
Good	✓	075	66.96	5 2 1 2 1 4 363	S S W		32.62	8.5
Good	✓	032	67.98	1 1 1 1 1 1 000	W P W	W	32.42	8.5
F	✓	092	66.66	4 1 1 1 1 2 169	W P W P		33.21	8.5
F	✓	060	67.04	4 3 3 2 3 4 260		W	32.20	8.5
F	✓	094	66.47	5 1 1 1 1 4 408	P W	P	33.38	8.5
F	✓	036	67.95	2 3 3 2 2 2 000	W P W	W	31.71	8.5
F	✓	068	67.60	1 1 2 2 1 1 000	W W	W	82.57	8.5
G	✓	050	67.58	2 2 3 2 3 1 078	S W	S	31.81	8.5
G	✓	084	67.21	1 2 4 2 2 1 000	W S W	W	32.18	8.5
F	✓	082	67.68	5 2 1 3 3 5 386	P P		31.93	8.5
F	✓	038	67.52	3 1 1 2 1 2 215	P W P W		32.31	8.5

MSW

NYM

MSW

COND. ABBREV: F=Fast G=Good S=Sloppy M=Muddy - ** = Enter actual number in column

Dist Codes: S=Sprint R=Route M=Mixed

Note: Routers going into sprint - use internal fractions

NINTH RACE Belmont

JULY 17, 1991

1 1/4 MILES (Turf). (1.391) CLAIMING. Purse \$25,000. Fillies, 3-year-olds. Weight, 121 lbs. Non-winners of two races at a mile or over since June 15 allowed 3 lbs. Of such a race since then 5 lbs. Claiming Price \$50,000; for each \$2,500 to \$45,000 2 lbs. (Races when entered to be claimed for \$40,000 or less not considered.)

Value of race \$25,000; value to winner \$15,000; second \$5,500; third \$3,000; fourth \$1,500. Mutuel pool \$200,567. Exacta Pool \$284,374 Triple Pool \$488,882

Last Raced	Horse	M/Eq	L.A.	WL	PP	St	1/4	1/2	3/4	Str	Fin	Jockey	Cl'g	Pr	Odds \$1
8Jly91 5Be15	Right Wing Hot	b	3	116	3	7	7	5 1/2	1hd	17	18 1/2	Santos J A	50000	11.20	
28Jun91 4Be13	Cozzinia	b	3	116	4	2	81	3 1/2	3 1/2	21	2nd	Cordero A Jr	50000	2.40	
8Jun91 9Be13	Downy Feathers		3	116	1	8	111	11 1/2	9 1/2	3 1/2	32	Madrid A Jr	50000	3.50	
7Jly91 6Be13	Rebecca's Gal		3	112	2	9	12	12	11 1/2	72	41 1/2	Krone J A	45000	11.50	
28Jun91 4Be12	Misty Sauce		3	116	6	3	81 1/2	6 1/2	5 1/2	51	51 1/2	Migliore R	50000	3.80	
10Jun91 6Be11	Rather Be Social	b	3	112	12	11	92 1/2	8hd	41 1/2	61 1/2	65 1/2	Cruguet J	45000	38.70	
10Jly91 2Be14	Quick To Blame		3	112	5	1	1hd	1 1/2	2 1/2	4 1/2	74 1/2	Rojas R I	45000	9.80	
17Jun91 2Be11	Docent		3	112	9	10	3 1/2	41 1/2	10 1/2	84	83 1/2	Bailey J D	45000	6.40	
28Jun91 7Be18	Circus Act		3	116	7	6	4hd	7 1/2	8hd	103	9nk	Velazquez JR	50000	76.70	
4May91 4Aq17	Dixieland Bandit	b	3	112	11	12	10 1/2	92 1/2	7hd	9 1/2	104 1/2	Carr D	45000	23.00	
27Jun91 6Be110	Glorious Run		3	112	10	5	24	23	6hd	11 1/2	115	Sanders J L	45000	63.80	
7Jly91 9Be110	Shira's Girl		3	112	8	4	5 1/2	10hd	12	12	12	Paneto W R	45000	123.40	

OFF AT 5:01 Start good, Won driving. Time, :224, :453, 1:103, 1:351, 1:413 Course firm.

\$2 Mutuel Prices: 3-(C)-RIGHT WING HOT 24.40 10.80 6.40
4-(D)-COZZINIA 5.20 3.60
1-(A)-DOWNY FEATHERS 3.60

\$2 EXACTA 3-4 PAID \$132.80 \$2 TRIPLE 3-4-1 PAID \$474.00

B. f. (Feb), by Sain Et Sauf—Sober Jlg, by Jlg Time. Trainer Penna Angel Jr. Bred by Delhanty Stock Farm (NY).

RIGHT WING HOT, reserved for a half, moved up rapidly while four wide to gain a narrow advantage on the turn then drew off while being kept to the task. COZZINIA, rated in good position for five furlongs, made a run to threaten on the turn but was no match for the winner while saving ground on the turn then finished willingly to best the others. REBECCA'S GAL five wide on the turn, improved her position with a mild late rally. MISTY SAUCE broke in the air slightly at the start, raced in contention while saving ground on the turn then lacked a strong closing bid. QUICK TO BLAME was used up setting the early pace. DOCENT faded after going a half.

Owners—1, Delhanty Farm; 2, Bricken Peter; 3, Cohen Seymour; 4, Newman Donald; 5, Warfield Thomas R; 6, Austin Cyril; 7, Misluravic Stable; 8, Maynard Robert G; 9, Ferguson M C; 10, Sabine Stable; 11, Brady Nicholas F; 12, Vogel Marcus.

Trainers—1, Penna Angel Jr; 2, Campo John P; 3, Carroll Henry L; 4, Alpers Sue; 5, Forbes John H; 6, Bolton Amos E; 7, Ferraro James W; 8, Kimmel John C; 9, DiMauro Stephen; 10, Barbara Robert; 11, Maloney James W Jr; 12, Barrera Luis.

Scratched—Veil o' Silver (3Jly91 4Be12); Polish Pastry (7Jly91 6Be18); Maxamount (3Jly91 6Be14); Miss Tahiti (4Jly91 3Be13); Lanes Above (4Jly91 3Be15); Career Move (4Jly91 3Be14); Cup of Cheers (6Jly91 2Lr11); Solid Angel (24Jun91 5Be13).

The third race the next day (not shown) was another very good example. Kick For Kicks was an 088 Emuv, 088 Smuv and had a % Median of 67.52%. Last fraction was 32.31. An almost perfect fit for the turf model. This yielded a generous \$10.00 winner and keyed a \$32.00 exacta.

* * * * *

Editor's Note: time after time, we shown you that no matter which program you use, keeping a Brohamer Model will pay big dividends at the windows. Yet, when I talk to clients on the phone or at seminars, it seems that only about 10% of them are keeping a model or track profile.

Hello, hello. Is anybody awake out there?

The Spreader's Disease

A Suggested Cure

by

Randall Curtis

I've always been a great one for spreading my bets -- playing the game of "just in case" -- to the point that I dissipated any winnings I may have gained. I have had this "spreader's disease" ever since I have been with Dr. Sartin -- the last five years. I was seriously afflicted with playing it safe and avoiding the pain of failure at all costs. I have taken a serious look at my situation and have certainly discovered that it has nothing to do with my ability to pick winners, because I can pick three out of five winners almost any day. The solution is one of courageous risk-taking with the understanding that I will surely miss two out of five win bets. Of course this is nothing new. This article is intended to enhance what Dick Schmidt has been writing a lot about lately in the Follow Up. (And I like his suggestion to play exotics only when we can pin the race down to two or three horses.) However, I have discovered a few things that might help many of you who have similar habits. Most of us are not losers. We are simply misguided "missers." Our money management problems can be corrected. Here is how it can be done.

First, I would like to break away from one of our traditions and suggest betting to win only on what we see as our top horse. I am not talking about our prime bet, which is usually a lot more, but simply our bet unit we have established for today. If it is \$50 per race, then we place \$50 to win on our top horse. If we cannot possibly tell the difference between our two top horses after thorough handicapping, then we can split the bet 60/40 between these two contenders. But our primary consideration should be to bet to win. If we feel this is not possible for us, then we can at least bet \$20 to win and \$30 to place, splitting the bet 40/60. To support my case, let's look at the following betting scenarios where we will compare the Two-Horse Win Bet with the Win-Only Wager:

Let us say that you have determined from your records that you can win three out of five races most of the time. (This certainly would be a minimum, if we expect to beat this game.) Today, we are playing five races. Our A horse is the lowest odds horse paying 2-1 (even though some of our A horses will be below

these odds, let us take \$6.00 as an average) and the B horse is our second choice paying on the average of 3-1 (\$8.00 average).

According to our tradition, we bet 60% on A and 40% on B. If we are using \$50, then we bet \$30 on A and \$20 on B.

Our Traditional Two-Horse Win Bet

Horse A	Horse B	Winner	Mutuel	Winnings	
\$30	\$20	A	\$6.00	\$ 90.00	Here is where you say, "God, I worked all morning to get 5 races, and drove 50 miles to get \$20. I must be a dingbat to do this!"
\$30	\$20	A	\$6.00	\$ 90.00	
\$30	\$20	A	\$6.00	<u>\$ 90.00</u>	
		Won		\$270.00	
\$30	\$20	Missed	0	\$ 0	
\$30	\$20	Missed	0	\$ 0	
				Bet	\$250.00
				Profit	\$ 20.00

(Note that you "wasted" \$100 on the B horses--40% of your total wager!)

Now, let us look at the Win Only bet on the horse we consider our best and assume that we win three out of five. We will use the A Horse as that horse with a \$6.00 average win mutuel:

One-Horse Win Bet

Horse A	Mutuel	Winnings	
\$50	\$6.00	\$150.00	This is where you could be saying, "I was really scared, but I'm sure glad I stuck by my convictions and didn't chicken out."
\$50	\$6.00	\$150.00	
\$50	\$6.00	<u>\$150.00</u>	
	Won	\$450.00	
\$50	Missed	\$ 0	
\$50	Missed	\$ 0	
			Bet \$250.00
			Profit \$200.00

How about another example where we win only two races out of five.

Our Traditional Two-Horse Win Bet

Horse A	Horse B	Winner	Mutuel	Winnings	
\$30	\$20	A	\$6.00	\$ 90.00	Here is where you say, "Well, it
\$30	\$20	A	\$6.00	<u>\$ 90.00</u>	

			Won	\$180.00	could have been worse. I only lost \$70. I could have lost \$200. Saturn was afflicting my Venus."
\$30	\$20	Missed	0	\$ 0	
\$30	\$20	Missed	0	\$ 0	
\$30	\$20	Missed	0	\$ 0	
Total Bet				\$250.00	
Loss				\$-70.00	

(Note that you "wasted" \$100 on the B horses--40% of your total wager!)

One-Horse Win Bet

Horse A	Mutuel	Winnings	
\$50	\$6.00	\$150.00	Here is where you could be saying, "Gee! I only won two races and still made a profit. There must be something to this."
\$50	\$6.00	<u>\$150.00</u>	
		Won \$300.00	
\$50	Missed	\$ 0	
\$50	Missed	\$ 0	
\$50	Missed	\$ 0	
Total Bet			\$250.00
Profit			\$ 50.00

Now, for the final example where the B horse, our second choice, wins twice and the A Horse wins once in three out of five races with the traditional Two-Horse Win Bet compared with three wins and two losses with the One-Horse Win Bet. This time, I will even lower the mutuel on the One-Horse Win Bet to \$5.00:

Our Traditional Two-Horse Win Bet

Horse A	Horse B	Winner	Mutuel	Winnings	
\$30	\$20	B	\$8.00	\$ 80.00	Here is where you ask: "If I'm so good, how's come I can't make any money? After all, I won 3 out of 5 races."
\$30	\$20	B	\$8.00	\$ 80.00	
\$30	\$20	A	\$6.00	<u>\$ 90.00</u>	
			Won	\$250.00	
\$30	\$20	Missed	0	\$ 0	
\$30	\$20	Missed	0	\$ 0	
Total Bet				\$250.00	
Profit				\$ 0	

One-Horse Win Bet

Horse A	Mutuel	Winnings
\$50	\$5.00	\$125.00
\$50	\$5.00	\$125.00
\$50	\$5.00	<u>\$125.00</u>
	Won	\$375.00

Here is where you could be saying,
 "Now, this is the way to go. Even
 at these low odds, I still made
 money!"

\$50	Missed	\$ 0
\$50	Missed	\$ 0

Total Bet \$250.00
 Profit \$125.00

What's going on? Our deepest insight tells us that a loss in a Two-Horse Win Bet is actually more devastating than a loss in a One-Horse Win Bet because it takes longer to recover from a loss in a Two-Horse Win Bet. The reality is that we as Sartin Methodologists are good enough now to make a much better profit betting to win most of the time. As Dick says, "We have to lose more." As he suggests, we must stop spreading our bets and be willing to lose when we lose. Even though he does not suggest betting win most of the time, it is obvious that it will pay us a lot more overall if we focus more on win than on splitting our bets. Betting two horses to win is really perpetuating the spreader's disease. And even if we lose two or three bets in the one-horse betting scheme, the next win could cover our losses and more than likely even bring us a profit.

Let's follow the example of some of the top Pirco members (e.g. Brohamer, Bradshaw and Purdy). Do they bet two horses to win? I don't think so.

If you want more proof, check your betting records and look at the horse you thought was the best in your two-horse win wagering. Go back and put your total bet unit on your top horse at that time and see how well you come out. I am certain you will be pleasantly surprised. As an example, look at Dick Schmidt's own betting samples in Issue No. 25, page 12 of the Follow Up. Even if he (the envy of us all) had bet only on what looks like his top choice for each race, he would have made \$1100 more on that October day in Las Vegas.

The editor of The Racing Times, Stephen Crist, once wrote in Racing Action, "Too many horseplayers lack the conviction to back their initial handicapping and resort to 'spreading', thus lessening their potential profit."

He was talking about me. If there is one thing I have learned, it is this lesson. I was a victim of my fear, so I really spread my bets in the exotics and made many side bets. You know, a little \$2 box here

and there, one or two \$12 baseballs, \$5 on this horse and \$10 on that one just in case. Finally, I got fed up with this and am now on the way to eliminating these tendencies. I am taking the cure for winning and putting my money where it counts: ON WIN MOST OF THE TIME. I hope you will, too.

Finally, here's a suggestion for PIRCO: Let us eliminate the word "loser" from our vocabulary and substitute the word "misser." When we call someone a loser, we have already condemned him. "Loser" is a very powerful and negative word. A "misser" is only someone who missed. Let us remember Schmidt's insights in the Follow Up: It's like swinging at the baseball 3 times, missing twice, and hitting a home run on the third swing. I personally missed making a profit in Las Vegas back in October at the Master Class, but I'll be back in '91 to hit a home run. Betting to win is swinging right at the ball. Up to now, I have missed because I pulled my bat, played it safe and lost the big chances. But now, I'm going for the home run. Sink or swim. I know I'll get three hits out of five swings, and that's enough to take the profits home."

* * * * *

Editor's Note: I decided to print this not as an endorsement of one horse betting, but rather as a different point of view. Many of you know that Jim Bradshaw, Tom Brohamer and many other respected PIRCO teachers do a lot of one horse betting. However, Dr. Sartin has endorsed two horse win betting from the start of the Methodology, and I absolutely agree with him that it is superior for most clients. The Methodology was not designed for the Jim Bradshaws and Tom Brohamers of the world, but for those with far less insight.

However, I know that there is a lot of resistance to the concept of splitting bets, so I've presented another viewpoint. Before you cry "Ah-ha, I knew it was better all along," and start betting one horse a race, consider a couple of examples that weren't shown. You bet five races, and your B choice wins three of them, the A choice running out all five times. The one horse bettor whiffs. Or your second (or even third) horse comes in and pays \$61.00. Or you lose 10 in a row. The one horse bettor will.

So before you get carried away, remember that Dr. Sartin has never claimed that two horse betting was the optimal, mathematically correct money management system. Rather, he urges its use because he knows very well that few of us (and I am definitely not a consistent one horse bettor for this very reason) can make rational handicapping decisions when in the midst of a long losing streak. Maybe you can, and this is for you. But each race is not an isolated event, much as we'd like to think it is. Losing the first race impacts our decision making in the second, like it or not.

To quote Bert Mayne: "Why do you think that thoroughbred racing was cracked by a psychologist, not a mathematician?" Think about it, and be slow to fix what ain't broke.

Was the Track Early or Sustained?

by Kim Speare

Tom Brohamer's book, *Modern Pace Handicapping*, has an excellent section on horse's running styles and their impact on the outcome of a race. On a similar note, the track surface can have a similar dominating impact on race results. For pace handicappers, it is financially important to be alert for such days. It is my contention that the positional calls of the winner are more important than % Median during periods of a front running surface bias.

Recently, we had some gentle rains in Southern California. Santa Anita had revamped their dirt track over their November and December break, and had hired a new track foreman. I was interested to see how Santa Anita might play as it dried out, and I was hoping a bias might develop favoring a particular running style.

The three route races on January 6, 1991 are worth looking at. The track was labeled muddy and times were definitely off, though the track surface didn't appear holding or deep.

The first route race that day was an eight furlong allowance race and was won wire to wire by Questioning.

3084—THIRD RACE: 1 mbs. 4 year olds & up. Fillies & mares. Allowance. Purses \$42,000.

Index	Horse and Jockey	WL	PP	ST	1/4	1/2	3/4	Str.	Fin.	To \$1
(2237)	Questioning, McCarron	115	5	1	11	1 1/2	1 1/2	12	15	2.70
(2251)	Kimberley (Uru), Santos	119	6	5	41	2 1/2	23	22 1/2	24	.70
2219	Cozier, Stevens	114	4	4	5 1/2	51	3rd	32 1/2	35	9.60
3003	Luthigh The Cross, Pedroza	118	8	3	31	3rd	43 1/2	43	41 1/2	23.90
2322	Earth Angel, Desormeaux	114	3	6	6 1/2	6 1/2	51 1/2	52	51	7.90
2169	Mirth, Solis	114	2	7	71	71	7 1/2	62 1/2	67	40.20
2322	Lot Fly, Baze	115	7	8	8	8	8	71	72 1/2	30.80
---	Kentucky Heart, Pincay	117	1	2	2nd	41	6th	8	8	30.10

Scratched—None.

5—QUESTIONING 7.40 3.20 2.60
 6—KIMBERLEY (URU) 2.40 2.10
 4—COZIER 2.80

Time—23 2/5, 47 2/5, 1.11 4/5, 1.24, 1.37. Cloudy Muddy. Winner—b.f.87 Miswaki—Ask Me How. Trained by Gary Jones Mutuel Pool—\$357,681 Exacta Pool—\$566,283

The % Median was 67.70%, and my Engen labeled the effort Sustained. My argument would be that the race actually reflects a very dominate bias in favor of Early pace horses, despite its 67.70% Median. It is my feeling, on a track promoting front runners, what often happens is that the front runner will be aided to such a degree that it will keep on going and come home with a good final fraction, thereby creating a deceptively low % Median figure.

I also like to observe if any horses passed other horses in the stretch in the back of the pack. In this race, the horses running first through fifth at the second call continued on in this same exact order through the stretch and finished without any horse passing another. More support to the theory that this is a track favoring front runners.

A look at the past performance chart of the winner is also warranted, as sometimes the front running winner is just the best horse in the race.

Questioning was stretching out for the first time after running on or near the lead in her sprints.

Questioning 45										B. 34, by Miswaki—Ask Me How, by Secretariat										52-52 = (44)										Lifetime										1990 5 2 1 0										\$39,500																																							
McCarron C J										Br.—Bedford Fms—Skymarc Fm Et al (Ky)										114										5 2 1 0										1989 0 M 0 0										\$39,500																																							
Own.—Mikm Shkr Mmmnd Kshd Al										Tr.—Jones Gary										114										Turf 1 0 0 0										15 R																																																	
12Dec90- 3Hol fst 6f :22 :443 1:09 3+ @Alw 30000										6 2 21 21 2nd 11										McCarron C J										L 118										*1.90										8-10 Questioning 118										France Soir 115										GreenAndBlue 115										Driving 7									
13Oct90- 9SA 1st 6f :213 :441 1:092 3+ @Alw 32000										7 5 21 31 41 75										McCarron C J										LB 117										2.40										83-16 Cntnd Tm 117										FrncSr 114										Mrv 117										Bumped start 8									
9Sep90- 10mr fst 6f :213 :442 1:101 3+ @Alw 33000										7 2 1hd — 21 21										Desormeaux K J										LB 118										*50										88-11 Lean Pntel 118										Questioning 118										France Soir 115										2nd best 8									
9Sep90- 2nd call omitted because of fog																																																																																									
30Aug90- 6Dmr fst 6f :214 :443 1:092 3+ @Md Sp Wt										2 4 11 12 15 15										Desormeaux K J										LB 117										*80										93-14 Qustonng 115										MystriousPrt 117										SSPud 117										Lugged out early 11									
24Aug90- 6Goodwood(Eng) gd 7f 1:274 @Boxgrove (Mdn)										74										Eddery P										123										*1.65										— Last Blessin 123										Zizani 123										FrFromHome 123										Weakened 11									
Speed Index: Last Race: (—)										3-Race Avg.: (—)										12-Race Avg.: (—)										Overall Avg.: +2.5																																																											
LATEST WORKOUTS: 20Dec 30 SA 7fst 1:25 1/2 H										Dec 25 SA 4fst :47 1/2 H										Dec 19 SA 3fst :25 1/2 H										Dec 8 SA 4fst :47 1/2 H																																																											

Obviously, she was a strong contender in today's field. The running style of her previous races lends support to the idea of the track being kind to front runners, though you shouldn't put too much emphasis on this point as she was such a strong contender in the race no matter the bias.

The next route on the card was a mile and sixteenth for maiden three-year-olds. Percent Median was 68.01%, and Engen called the style Sustained Presser.

3087—SIXTH RACE. 1 1/16 miles. Maiden. 3 year olds. Purse \$32,000.

Index	Horse and Jockey	WL	PP	ST	%	1/2	3/4	Str.	Fin.	To \$1
2249	Viva Le Slew, Nakatani	117	3	1	1hd	1hd	1 1/2	1 1/2	16 1/2	3.40
2276	Code Word R., Garcia	117	6	1.5	5hd	5hd	3 1/2	25	22 1/2	3.30
2330	On A Jet Stream, Solls	117	2	6	61	6 1/2	4hd	3 1/2	3 1/2	9.90
2051	Hyannis, McCarron	117	5	8	85	84	6hd	41	43 1/2	2.00
2254	Street Rodder, Baze	117	1	2	3hd	4 1/2	5hd	6 1/2	5 1/2	36.70
2330	Irish Empire, Stevens	117	9	3	22 1/2	22	2 1/2	5hd	63 1/2	9.50
2132	Chantasing, C.Black	117	7	4	4 1/2	3 1/2	72	7 1/2	71	35.10
2265	Truce Flag, Sibille	117	8	9	9	9	9	84	87	6.40
2096	Conveyor, Santos	117	4	7	73	7 1/2	8hd	9	9	35.50
Scratched—Dick Trasee.										
3	VIVA LE SLEW					8.80	4.20		3.40	
6	CODE WORD R.						4.80		3.80	
2	ON A JET STREAM								4.60	

Time—23 3/5, 47 4/5, 1:13, 1:39, 1:45 3/5. Cloudy Muddy. Winner—ubb.c.88 Slewpy—Viva La Vivi. Trained by Henry Moreno. Mutuel Pool—\$574,684.

Again, we see a wire-to-wire win, visually supportive of an Early bias, while % Median is Sustained Presser in its range. This is a key point, as it could cause you to look for the wrong type of running line in choosing that are track profile fits and therefore likely winners. The correct types of horses that are going to be likely winners on today's track are often coming from pace lines like this:

8.5 F. 46.3 111.3 143.2 3-2 3-hd 2-hd 4-3

Horses that have been up close to the pace through the second call and weakened. Looking at % Median and its labeled running style, you might lean toward a more Sustained contender than the example pace line reflects. The % Median profile would be a horse who is going to have a fairly strong third fraction, in order for the % Median to be low enough.

I feel the analysis can be strengthened by a look at the first call position of the race winner, in addition to the second call position and beaten lengths. If you are just noting the second call beaten lengths of the race winner, it is only going to sort out the Sustained style winners (or lack of them) from Early and Pressers. Quite often a Presser has reached the lead by the second call and will therefore appear the same as an Early horse in an analysis limited only to second call. By going back and looking at the first call, we can better separate the Early and Pressers, and more accurately interpret the chart data. The half mile call position of the winner is supportive of the Early bias conclusion.

3090—NINTH RACE. 1 1/16 miles. 4 year olds & up. Claiming prices \$25,000-\$22,500. Purses \$25,000.

Index	Horse and Jockey	Wt.	PP	ST	1/4	1/2	3/4	St.r.	Fin.	To \$1
2007	Babyitscoldoutside, Pedroza	115	2	1	1 1/4	1 1/2	1 1/4	1 1/4	1 1/4	2.90
(2295)	Atessa, Desormeaux	115	7	8	6 1/4	6 1/2	3 1/2	3 1/2	2nd	1.60
3027	Worthy Rolfe, Pincay	119	4	3	2 1/2	2 1/2	2 1/2	2 1/2	3 1/2	3.20
2158	Scout Of Fortune, Nakatani	115	3	2	3 1/2	3 1/2	4 1/2	4 1/2	4th	14.70
2286	King Of Bazaar, Stevens	115	5	5	5 1/2	4th	5th	5 1/2	5 1/2	6.10
2270	Final Zanthe, Solis	114	1	4	4 1/2	5 1/2	6 1/2	6 1/2	6 1/2	12.30
2275	Gentleman's Honor, Sorenson	115	8	6	7 1/2	7 1/2	7 1/2	7 1/2	7 1/2	26.90
2285	Wing Out The World, Scott	115	6	7	8	8	8	8	8	93.30

Scratched—Raketmensch, Stylish Majesty, Winning Concept.

Claimed—Babyitscoldoutside by R. Charles Sanford (trainer Shulman) for \$25,000; Worthy Rolfe by Calhoun, Hogate, Risoldi & Thatch (trainer Bill Spawr) for \$25,000.

2—BABYITSCOLDOUTSIDE 7.80 3.80 2.80
 7—ATTESSA 3.60 2.60
 4—WORTHY ROLFE 5.10 67.95 2.60

Time—24 1/5, 48 2/5, 1.12 4/5, 1.38 1/5, 1.45. Cloudy Muddy, Winner—b.h.86 ll's
 Freezing—Hail Babe. Trained by Brian Mayberry. Mutuel Pool—\$371,427. Exacta Pool—\$653,312.

The ninth race was again mile and a sixteenth, this time for older \$25,000 claimers. By this time, there was enough data to support a conclusion of a very Early biased track. What to do, though, when you have a clearly superior horse who isn't an Early horse? Atessa looked sensational in the rankings, with almost all ones. He had won his last two races, each with an improving turn time and faster final time. The horse was being stepped up one level, which made perfect sense.

However, today, he figured to be behind Babyitscoldoutside in the first part of the race. Was the bias dominate enough? Percent Median didn't seem to indicate so. In fact, Baby looked like a non-contender. The problem wasn't insurmountable, as I could bet both horses to win. In addition, I bet several exacta combinations, putting Baby on top of Atessa several times.

Percent Median in this race was only 67.95, and again the Engen called the style Sustained Presser. However, a post race analysis revealed how exceptionally strong this Early bias was. The horses running first through sixth at the first call ran in that exact order through the rest of the race, aside from the exceptional Atessa, who was strong enough to move up to second. Every other horse ran around in a parade.

Determining a track's running style bias can be financially rewarding. I recommend you all consider these points:

- 1) I contend that often on a frontrunner's track, these winners are so strongly aided that their % Medians and third fraction ratings make them appear more Sustained than is the actual reality of the situation.
- 2) Try to support any bias conclusion by looking at first call running positions to better separate Early from Presser types.
- 3) Note also if any horses are passing others from the second call on home.

P.S. In following up on the results from this day, I noted that Questioning, Viva Le Slew and Babyitscoldoutside all lost in their next starts, and that Atessa came back to win, paying \$9.20 running on a less biased track.

The Computer Column

by Dick Schmidt

A Solution in Search of a Problem

I have written a really snazzy computer program that solves a problem quite elegantly, and I'm going to share it with you. The thing I'm not so sure of is if my problem is at all universal. Maybe I'm the only one who does this, and thus the only one who needs this program. However, I'm going to plunge in anyway. The program I wrote calculates the *Racing Form* daily variants for a card.

I wrote it because my local paper prints the results for the previous day in kind of half-assed charts, but does not calculate the variants for the day. I suppose it would be of use to those using the *Racing Times* also. I get the paper every day and don't buy a *Form* every day, so I work from the paper. Now, I don't have to wait several days for the *Form* to print results. I get them right away, and can add them to my track profile in the morning before I go to the track. Because I keep a track profile using Phase 1 ratings, which require daily variants to make, and didn't want to wait three or four days to update my profile, I started calculating speed numbers by hand.

That lasted about two days. Then I pulled out my trusty little Sharp pocket computer. I hate routine work, and am willing to spend several hours programming if it will save me a few minutes of drudgery every day. Since the speed rating does not involve beaten lengths, calculating it was trivial. Convert the time to tenths, subtract from the record, multiply by ten to get tenths, then divide by two to get the number of fifths the horse was slower than the record. Couple lines of code (lines 280 and 290 actually), no sweat.

That lasted another few days. Then I got tired of adding all the sprints together to get an average, all the routes, all the turf races . . . It was almost like work and required thinking early in the morning. Back to my trusty computer. Now, it keeps track of each distance structure, does the averaging and then prints out the variant for each of the four possible types: sprints, routes, turf sprints, and turf routes. All you need do is enter the distance, the final time of the race, and tell the computer if it is a turf race or not. A half second's cogitation, and bingo, out pops the four variants for the day. If there are no routes, or turf sprints or whatever for that day, it is smart enough to tell you so and give you a zero rating in that category. Some kind of neat, and I now almost enjoy calculating variants.

So, assuming that some of you out there actually have a need for this really slick but limited little program, let's go through it step by step:

Lines 10-30 identify where the program came from and who wrote it. Common courtesy (to say nothing of the copyright laws) demands that you include these in your program as well.

```

10:J*: CLS : PAUSE "In
    land Empire Institut
    e Presents"
20:CLS : PAUSE " Racin
    s Form Variant
    Calculator"
30:REM :VERSION 1 - AUG
    .1991 - WRITEN AND
    COPYRIGHTED BY
    RICHARD SCHMIDT
40:V1=0:V2=0:V3=0:V4=0:
    N1=0:N2=0:N3=0:N4=0
50:"K": CLS : WAIT 0:
    PRINT "Dist. Final
    Turf?"
60:CURSOR 25: INPUT DI
70:IF DI=1.4 LET DI=8.1
80:IF DI=1.7 LET DI=8.3
18
90:CURSOR 31: INPUT FT
100:TU$="N": CURSOR 39:
    INPUT TU$
110:FT= INT (FT)+2*(FT-
    INT (FT))
120:IF FT>200 THEN LET F
    T=FT-80: GOTO 140
130:IF FT>100 THEN LET F
    T=FT-40
140:IF TU$<>"N" GOTO 240
150:REM : DIRT RECORDS
160:IF DI=5.5 LET TR=62.
    8: GOTO 280
170:IF DI=6 LET TR=67.8:
    GOTO 280
180:IF DI=6.5 LET TR=73.
    6: GOTO 280
190:IF DI=7 LET TR=80.0:
    GOTO 280
200:IF DI=8 LET TR=93.2:
    GOTO 280
210:IF DI=8.5 LET TR=100
    .2: GOTO 280
220:IF DI=9 LET TR=107.0
    : GOTO 280
230:REM :TURF RECORDS
240:IF DI=8 LET TR=94.4:
    GOTO 280
250:IF DI=8.5 LET TR=101
    .4: GOTO 280
260:IF DI=9 LET TR=107.6
    : GOTO 280
270:IF DI=10.5 LET TR=13
    3.0: GOTO 280
280:VR=FT-TR
290:VA=(VR*10)/2
300:WAIT : USING "###"
310:IF TU$<>"N" GOTO 340
320:IF DI<7.9 WAIT :
    CLS : PRINT "Sprint
    Variant = ";VA:
    GOTO 360
330:CLS : PRINT "Route V
    ariant = ";VA: GOTO
    370
340:IF DI<7.9 WAIT :
    CLS : PRINT "Turf Sp
    e. Variant = ";VA:
    GOTO 380
350:CLS : PRINT "Turf Rt
    e. Variant = ";VA:
    GOTO 390
360:V1=V1+VA:N1=N1+1:
    GOTO 400
370:V2=V2+VA:N2=N2+1:
    GOTO 400
380:V3=V3+VA:N3=N3+1:
    GOTO 400
390:V4=V4+VA:N4=N4+1:
    GOTO 400
400:GOTO 50
410:"L": IF N1=0 LET R1=
    0: GOTO 440
420:R1=V1/N1
430:XX=R1- INT (R1): IF
    XX>=.5 THEN LET R1=R
    1+1
440:R1= INT (R1)
450:IF N2=0 LET R2=0:
    GOTO 480
460:R2=V2/N2
470:XX=R2- INT (R2): IF
    XX>=.5 THEN LET R2=R
    2+1:R2= INT (R2)
480:IF N3=0 LET R3=0:
    GOTO 510
490:R3=V3/N3
500:XX=R3- INT (R3): IF
    XX>=.5 THEN LET R3=R
    3+1:R3= INT (R3)
510:IF N4=0 LET R4=0:
    GOTO 540
520:R4=V4/N4
530:XX=R4- INT (R4): IF
    XX>=.5 THEN LET R4=R
    4+1:R4= INT (R4)
540:CLS : WAIT 0: PRINT
    " SP RT * TS
    TR"
550:CURSOR 24: PRINT
    USING "###";R1;" "
    ;R2;" " ;R3;" " ;
    R4

```

40 clears the variables that accumulate the day's variants. You want to re-start the program for each day's card. Normally, this is no problem.

50-100 is the input routine. Enter the distance in furlongs, using 1.4 and 1.7 for mile 40 and mile 70 races. Enter the final time in the usual way: 110.1 for a minute, ten seconds and one fifth, 142.3 for a minute, forty two seconds and three fifths. Next you are asked if it is a turf race. The program is written so that if it is not a turf race, you need only hit ENTER. If it is a turf race, hit any other key.

110-140 churns the numbers and turns minutes to seconds, fifths into tenths. Just copy them, as they are really boring to explain.

150-270 are the track records, entered in seconds and tenths. Be sure to use the three year best times, not the absolute track records printed at the start of each race's past performances. Usually they are printed every day in a block under the track's absolute records. The reason this could never be a commercial program is that you must enter the records for your track, and change them whenever you do a new track or they change. This program will only do one track at a time, but will handle any distance run up to about a mile and a half. If there is a distance your track runs that isn't listed, give it a line number and enter it just like the others. 1.4 has been converted to 8.141; 1.7 to 8.318.

280-290 the actual program. As usual, the input and output routines dwarf the actual calculation of the answers.

300-350 control the intermediate output. Should you make a mistake and get a variant of 112, immediately hit DEF K before the mistake is averaged into the rest of the day. If you continue, you'll have to do the whole day over again.

360-400 are the accumulators of the variants, adding up the variants for each distance and counting how many of each type of race you have so far.

410-530 Once you have all nine (or more, there is no limit) races in the machine, hit DEF L and it will calculate each variant, round them off in the same way the *Racing Form* does, and then:

540-550 prints out the sprint, route, turf sprint, and turf route variants for the day, exactly as the *Racing Form* is going to print them in a few days when they get around to it.

There you have it. Quick and easy to use, yet very reliable and accurate. I have stuck it on DEF keys J, K and L, but of course if you have a program already using those keys, you may use any three keys you choose. Be sure to put a DEF key on line 50, or you'll have no way of recovering from mistakes and will be forced to start the day all over again if you make an error.

The Psychology of Winning

by Howard G. Sartin, Ph.D.

The Negative Consequences of Misdirected Emphasis

I recall the old Bob Newhart show in which he played a psychotherapist. His therapy group seemed to be going nowhere. Their neuroses were in stasis and they had reached a classic impasse. Thoroughly discouraged and contemplating another line of work, Bob goes to his college mentor and guru, played by Keenan Wynn, and asks for advice. Wynn listens attentively to Bob's tale of getting nowhere with his clients and says: "Bob, one thing you have to understand, psychotherapy is a crock!"

For about one third of our people this column, and any positive effect it may have in improving their handicapping, is a crock. They read this column, listen in rapt attention to my lectures and then go to the track and function as if totally unaffected by my words. Unlike Bob Newhart, I'm not thoroughly discouraged nor am I contemplating another line of work. More than 60% of our clients are succeeding nobly and report their win proficiency in glowing terms. However, as per the Biblical injunction, the sheep that have gone astray are of most concern to the shepherd. For them I've seen the solution. It is Thoromation.

This seemingly magical addition to our arsenal interprets and synthesizes readouts from both velocity and ENERGY!, with the addition of deceleration factors, and relieves the user of virtually all responsibility for readout interpretation.

With Thoromation, I can take another tack with that 30 plus percent who are failing. I'll disguise therapy as instruction. And, whereas the therapeutic approach is designed to be gentle and compassionate, the instructional approach can be more direct and dispassionate. What I will spare them is any mention of their names so that only the targets of my cold instruction will know who I'm talking about.

Although my approach will cause some anger, I can only hope it will be directed toward self and not at me. Unfortunately, with horseplayers who refuse to accept the fact that winning is 80% attitude and only 20% procedure, their anger will most likely be misdirected outward. At their computer programs, fate, trainers, jockeys, bias, etc. Anger directed at your Methodology handicapping program will be quickly and effectively combated by my current research project instituted via the last *Follow Up* where I asked you all to send me your losing races. For each one of these used I am giving a \$10 credit toward any handicapping program or seminar. This does not include ancillary programs such as Parmaker or the Brohamer Model Keeper, which we're practically giving away anyhow.

Since *Follow Up* 27, I have received over 300 races. Of the first 100 I was able to win 84 with no hocus pocus. Except in the case of glaring

and obvious errors, or when the winner was not entered into the computer, I used the contenders and pace lines indicated by the client. Thus, these user problems lay primarily in readout interpretation.

I now have an ample supply of test races, so please don't send any more until my present supply has been exhausted. I'll tell you when. Allowing for a standard deviation of 26 and dividing that in half per standard statistical procedure, we can lower that 84% by 13 to a very realistic figure of 71%! That means, quite simply that 7 of every 10 races lost by clients could have been just as readily won with proper readout interpretation.

Here is a short list of the glaring client errors I encountered while analyzing losing races:

- 1: Slavish adherence to the sort despite my warnings.
- 2: Failure On the part of ENERGY! users to utilize ENERGY!'s most potent readouts and graphics, EMUV, SMUV, UXR, MUV and EXDC. The second call, turn time and 3rd fraction pie charts.
- 3: Failure by velocity and Synergism users to evaluate their fractional readouts, Percent Median and dream race factors.
- 4: Adjusting slow horses upward equalizing them with genuine contenders.
- 5: Overestimating the chances of one move 3rd fraction horses who create the false illusion of a Sustained or Late Variegate or Bias when the true configuration is Early or Presser.
- 6: Focusing on and misinterpreting Tom Brohamer's chapter (in MPH) on the suspicious class drop while ignoring his chapter on turn time.
- 7: Inappropriate use of the manual and/or auto adjust in both velocity and ENERGY! programs. In short, the old bugaboo of over adjusting.
- 8: Thinking they can be another Bradshaw; of which there is only one. Trying to do a visual match up and failing to consider relative positions of contenders by each call of the race; stopping at the so-called fulcrum and thinking that they have done a match up.
- 9: Handicapping sprints only and wondering why their average mutuel is so low. They may think they're better at doing sprints but pace in general, and ENERGY! specifically, excels in route races.
- 10: Thinking in terms of lengths instead of feet per second or units of energy. Trying to evaluate fractions in units of time translated into lengths or portions thereof and thus returning to the dark ages and negating the true power of the Methodology.
- 11: Is a repeat of the first. A slavish adherence to the sort. This one is so important it bears repeating. In any kind of sort, all numbers are one apart. The difference between one and two is one. The difference

between one and four is three. These are linear distinctions that cannot recognize minuscule separations between apparent highs and lows.

The recent Kansas City seminar offered a perfect example of the one third, two-third balance between those who use the Methodology and those who abuse it. Tom Brohamer and Jim Bradshaw supervised a long and tedious handicapping session that took up all of Saturday night and much of Sunday morning. In all, nine races were handicapped; first by teams made up of seminar attendees, then reviewed via overhead projector onto a giant screen. Both Thoromation and velocity readouts were shown. Brohamer and Bradshaw cast the deciding vote on the top 2 selections, offering a third choice for exacta and trifecta wagers. Spencer Toner was in charge of the projection apparatus and kept written notes of the final selections. Here is what he recorded:

Race 1: (Quarterhorse) Choice #2 won, paid \$5.80

Race 2: Choice #1 won, paid \$17.40. Also had exacta & trifecta.

Race 3: Maiden. Pass the race, a unanimous decision.

Race 4: Maiden race. Choice #3 won, paid \$6.20. Also exacta. Winner was more easily discernible from a perspective of maiden-next-out win patterns than via pace. Nothing works every time.

Race 5: Jury was split. Winner (\$9.00) was Elton Smith's top choice. Place horse, (\$6.20) was Bradshaw-Brohamer key horse. Most clients won, some lost.

Race 6: (Quarterhorse) Lost.

Race 7: 2nd choice Won, paid \$6.40. Had exacta & trifecta.

Race 8: 1st choice won, paid only \$3.40 but had exacta & trifecta.

Race 9: 2 year old stakes. Passed by unanimous decision.

Race 10: (Quarterhorse) Choice #2 won, paid \$9.20. Had exacta.

Race 11: Lost two versions as seen on screen, won one version after a Bradshaw analysis. We'll go with the majority decision and call it a loss.

Nine races group selected. Six decisive wins, plus several exactas and trifectas for those who indulged. Only two really decent mutuels. But that's the nature of the Woodlands on a Sunday. Since virtually any method would get four of these six wins and since \$9.20 is not exactly a triumph for modern pace handicapping, let's focus on race #2 to learn why a full third of the attendees failed to wager on the winner. Since this was the only really good payoff of the day, it was an essential race to win. The original field of seven was reduced to six when Encino Lady scratched. In a six horse field the chance for decision error in this Method is reduced to four.

Here is the race:

2nd Woodlands

6 FURLONGS. (1.00) CLAIMING. Purse \$4,200 (plus \$630 from KBDF for Kansas breds). Fillies and mares. 3-year-olds and upward. Weight, 3-year-olds, 115 lbs.; older, 121 lbs. Non-winners of a race since June 15, 1991 allowed 2 lbs.; a race since May 15, 1991, 4 lbs.; since April 15, 1991, 6 lbs. Claiming price \$12,500; if for \$10,500 allowed 2 lbs. (Races where entered for \$10,000 or less not considered.)

LASIX—Statabella, Cajun Caper, Encino's Lady, Exorcized.

BUTAZOLIDIN—Statabella, Cajun Caper, Prosperous Victory, Encino's Lady, Holly Ball, Pearls for Preppy, Exorcized.

Statabella

Own.—Pearman William Robert

B. m. 7, by Doctor Stat—St Bella, by Prize Silver
Br.—Riecken Herb (Neb)
Tr.—Pryor Thomas J

87.3-81.4 (100)
170.6 115

Lifetime 1991 5 1 1 1 \$3,590
62 8 11 12 1990 15 2 3 3 \$9,565
\$75,384

11Jly91- 5Wdsfst 6f .22 .453 1.113	©Cim c-5000 8 5 52 41 1nd 1	Brezux C H	Lb 115 1.80	87-13 Statabella119 Jellico Kat1171 Big Streaker1171	Handily 9
30Jun91- 5Aks fst 1 1/4 .482 1.133 1.481	©Cim 5000 2 3 33 34 42 43	Shino K A	Lb 114 1.80	63-27 Moondust11414 GoldnGummo1152Tickles110vr1171	Hungdrive 7
19Jun91- 9Aks fst 1 7/8 .473 1.122 1.442	©Cim 5000 2 7 711 573 33 21	Shino K A	Lb 114 2.50	80 18 FashionFairway1201Statabella1144BonnieBrrer1144	Late run 9
7Jun91- 4Aks fst 6f .222 .452 1.133	©Cim 5000 9 12 1213 910 571 31	Shino K A	Lb 114 6.20	63 24 C. K.'s Dream1164ClassyPirate1164Statabella1141	5 wd 1/4 12
25May91- 5Aks fst 6f .222 .453 1.121	©Cim 5000 8 10 116 871 44 42	Shino K A	Lb 114 10.40	76-22 Epic Blue1142 Treat MeRight1174ClassyPirate1164	4 wd trn 12
6Oct90- 9LnN fst 1 7/8 .484 1.141 1.442	©Cim 9000 2 3 32 21 43 57	Frazier D L	Lb 115 2.60	74-14 ShsMoonFlight1142JntStr1172FshonFrwy1161	Saved ground 8
22Sep90- 9LnN fst 1 7/8 .502 1.161 1.462	©Cim 8000 6 5 63 42 42 21	Frazier D L	Lb 116 2.60	70-26 Seruce1141 Statabella1164 SqueezetheTiger1111	Outside bid 7
15Sep90- 9LnN fst 6f .234 .471 1.12	©Cim 7500 4 4 32 31 2 2nd	Frazier D L	Lb 115 1.90	96-10 Fashion Fairway1164 Statabella1152 L'Carolyn1164	Late bid 7
23Aug90- 9Aks fst 6f .223 .454 1.113	©Cim 5000 1 4 34 11 14 15	Frazier D L	Lb 117 2.60	81-22 Statabella1175 Gary's Pence1164 Anishki1144	Driving 7
18Aug90- 10Aks fst 6f .223 .461 1.114	©Cim 7250 1 6 64 54 35 36	Greer T G	Lb 115 4.00	74-27 Epic Blue1145 Mystic Lov1151 Statabella1152	Inside bid 6

Speed Index: Last Race: 0.0

3-Race Avg.: -3.0

6-Race Avg.: +0.1

Overall Avg.: -2.1

Cajun Caper

Own.—Dale Janis L

Ch. f. 4, by Executive Counsel—Blue Bayou, by Restless Wind
Br.—Locke Delwin H (Kan)
Tr.—Kelly Ken

100
115

Lifetime 1991 3 0 0 1 \$773
28 5 3 7 1990 17 4 2 4 \$26,044
\$52,654

23Jun91- 7Wdsfst 5f .221 .454 1.042	©Cim 20000 3 3 31 44 58 59	Montoya D	Lb 115 8.00	88-10 DrFrstLv1152PrsprsVctry11321LcklyLv1162	Through early 7
7Jun91- 8Wdsfst 6f .221 .451 1.10	©Cim c-8000 6 1 2nd 2nd 4th 33	Montoya D	Lb 115 3.00	92-08 PearlsforPreppy1131Gry'sPence1161CjunCor1151	Weakened 7
24May91- 8Wdsfst 6f .223 .461 1.124	©Cim 10000 6 1 11 32 59 511	Montoya D	Lb 115 2.60	69-24 FoolforFun1173PrsforPreppy1131ExclusivelyQuick1161	Tired 11
29Nov90- 3RP fst 6f .222 .451 1.112	©Cim 10000 10 3 62 43 46 34	Montoya D	L 116 5.70	77-16 Testarossa1162BilkydoylerRose1122CjunCper1164	Fin, well 12
18Oct90- 8RP fst 6f .222 .461 1.12	©Cim 12500 4 5 11 31 22 45	Montoya D	L 116 2.40	71-26 MadmeAvenger1161PrincessJel1162DebbiesOrange1161	Tired 12
6Oct90- 6RP fst 6f .214 .45 1.184	©Cim 12500 4 4 32 32 21 22	Montoya D	L 116 2.80	72-23 Comajesty1122CajunCaper1161Pester1161	Too lead, weekend 9
28Sep90- 7RP fst 7f .224 .463 1.253	©Cim 15000 6 5 21 21 33 47	Montoya D	L 114 2.10	62-28 KariCajors1121BroadwayJenna1145Mari'sNoble1121	Faltered 10
15Sep90- 5Wdsfst 6f .221 .453 1.111	©Alw 9000 4 1 1nd 3rd 3rd 31	Montoya D	Lb 114 2.60	— — AleCorium1153Wicky'sSlew1191CjunCper1142	Game finish 6
5Aug90- 10Wdsfst 1 .48 1.124 1.384	©Cottonwood 6 5 54 66 615 512	Bickel R	Lb 115 9.00	— — C.R.B.Bch1177GtoDnc1144Mdimois11Flyr1144	Always outrun 9
19Jly90- 8Wdsfst 6f .22 .433 1.101	©Alw 7500 2 2 1nd 21 1nd 11	Montoya D	Lb 115 2.00	— — CjunCpr1151Robin'sSprtndng12111HghCualryLss1216	Gaudely 6

Speed Index: Last Race: -2.0

3-Race Avg.: -3.0

7-Race Avg.: -4.8

Overall Avg.: -4.8

LATEST WORKOUTS Jly 25 Wds 3fst :37 H Jly 10 Wds 3fst :38 B Jly 5 Wds 4fst :52 B Jun 30 Wds 3fst :37 B

Prosperous Victory

Own.—Scudder Pat

Ch. h. or br. f. 4, by Prosperous—Dancing Victory, by Dancing Count
Br.—Herring W J (Fla)
Tr.—Dickey Charles L

172.6
115

Lifetime 1991 5 0 2 0 \$2,000
25 7 6 3 1990 14 8 2 2 \$31,400
\$30,712

21Jly91- 7Wdsfst 1 .461 1.11 1.384	©Cim 12500 1 1 11 2nd 21 621	Pettinger D	B 115 2.20	90-05 Affinity1164 Lady de Nashral1152 Batesville Belle1164	Tired 7
7Jly91- 8Wdsfst 6f .212 .443 1.10	©Cim 18000 8 5 53 57 44 23	Payton S P	B 113 6.50	91-09 VntgProspect1161PrsprsVctry1131MissEmm1164	No match 9
23Jun91- 7Wdsfst 5f .221 .454 1.042	©Cim 18000 4 4 42 31 21 22	Payton S P	B 113 6.00	95-10 OrFrstLv1152PrsprsVctry1131LcklyLv1162	Second best 7
24Mar91- 6RP fst 6f .214 .441 1.11	©Cim 15000 6 8 85 86 811 912	Berry M C	115 20.10	71-22 MyRockinRobbin1124Affinity1144MdmeAvengr1127	Outrun 9
14Mar91- 6RP fst 6f .221 .454 1.11	©Cim 20000 3 8 43 64 75 79	Berry M C	112 31.40	74-20 AnnLsProspect1161PrssoyJoy1161LL'sBFGrinds1091	Gave way 9
17Oct90- 8RP fst 7f .231 .473 1.27	©Cim 25000 1 8 31 43 10221029	Carter G R	118 8.00	34-32 FleetofStyle1161JoythelDy1161Mirie'sGlory1161	Brief stop 10
7Oct90- 9RP fst 6f .221 .46 1.184	©Alw 13800 1 6 44 67 715 722	Berry M C	116 5.50	52-32 MissSnct1161CenterfoldMiss1161VirelFmm1164	Thru early 7
15Sep90- 10FMTfst 6f .222 .463 1.114	Kystine Lke H 3 6 62 53 34 1nd	Berry M C	120 8.00	107 — Prosperous Victory1200 O. B.'sHeadSet1144San'sStar1201	7
13Aug90- 10Wdsfst 1 .481 1.12 1.383	3 Willey Post H 4 1 11 13 12 11	Berry M C	115 1.50	103-01 Prosperous Victory1151 Mr. Joy1224 Valley Jewel1161	8
23Jly90- 9BRDfst 6f .214 .442 1.103	©Ye Song H 2 5 44 34 24 2	Camacho F	1204 1.30	93-05 Smug Bug121 BxCoral Twist117 BxProsperous Victory120	8

Speed Index: Last Race: 0.0

3-Race Avg.: -0.6

8-Race Avg.: -6.6

Overall Avg.: -5.4

LATEST WORKOUTS Jly 2 Wds 5fst 1:01 H Jun 17 Wds 5fst 1:00 H Jun 11 Wds 5fst 1:00 H

Encino's Lady

Own.—Linsay Art et al

B. f. 4, by Encino—Lady Be Kind, by Coco La Terreur
Br.—Chaffee Jeffrey (Kan)
Tr.—Linsay Arthur T

115

Lifetime 1991 4 1 1 0 \$3,142
20 4 6 2 1990 16 3 3 2 \$12,582
\$15,804

14Jly91- 8Wdsfst 5f .214 .45 574	©Alw 5000 5 4 52 33 22 22	Hilburn W J	Lb 115 6.90	102-04 Yorlygotm1212Encino'sLady1151SldmLv1191	Finished well 7
6Jly91- 9Wdsfst 6f .214 .443 1.11	©Cim 5000 6 2 2nd 11 12 13	Hilburn W J	Lb 115 9.90	90-09 Encino'sLady1152NaughtyWay1161MyChrlieGirl1164	Driving 10
16Jun91- 8Wdsfst 5f .22 .452 1.043	©Cim 6250 2 11 11 81 67 54	Davis K B	Lb 115 10.10	91-08 CremeroiHapel1154SeldomaJoy1211NicesNyny1191	Mild bid 11
24May91- 8Wdsfst 6f .223 .461 1.124	©Cim 3000 5 2 41 34 713 914	Davis K B	Lb 113 11.20	66-24 FoolforFn1173PrsforPreppy1131ExclusivelyQuick1161	Thru early 11
16Nov90- 8LnN fst 6f .232 .471 1.144	©Cim c-5000 4 1 32 11 22	Harvell D R	Lb 117 1.10	80-14 SnstionRb1142Encino'sLady1174L'sMkLov1194	Hung drive 10
1Nov90- 9LnN fst 6f .233 .464 1.122	©Alw 3500 3 1 21 14 15 14	Harvell D R	Lb 115 17.50	94-12 Encino'sLady1154Mambelle1221SweetJan'sCsh1202	Driving 8
19Oct90- 8LnN fst 6f .234 .472 1.14	©Cim 5000 9 5 44 13 13 13	Harvell D R	Lb 119 22.00	86-11 Encino'sLady1102Let'sMakeLove1174BbyCoup1154	Driving 10
4Aug90- 9Cfs fst 6f .242 .492 1.162	©Alw 3811 3 1 31 13 66 79	Rudom M D	Lb 115 1.20	71-17 LvshMnt1104Don'DwMWrng1174CmSABtM1101	Dull effort 9
22Jly90- 9Wdsfst 5f .231 .473 1.071	©Cim 12500 4 3 21 2nd 3rd 42	Murray K M	Lb 114 1.90	— — Kennedy'sDoll1102Dee'sPeril1154Holm'sFncy1191	Hung late 8
12Jly90- 1Wdsfst 6f .233 .474 1.152	©Cim 10500 5 1 11 11 11 21	Lidberg D W	Lb 115 1.50	— — ChristyCasella1104Encino'sLady1154KrenE1152	Couldnt last 7

Speed Index: Last Race: +6.0

3-Race Avg.: +1.3

8-Race Avg.: -2.6

Overall Avg.: -2.6

Holly Ball

Own.—Terlip Robert

Ch. m. 5, by TIR Up—Galaxia Ball, by Snow Ball
Br.—Meers D J (Ky)
Tr.—Fowler Jeff

96
115

Lifetime 1991 8 1 0 0 \$4,833
30 4 1 4 1990 11 2 1 2 \$14,196
\$34,049

13Jun91- 11Wdsfst 1 7/8 .474 1.132 1.442	©Cim 6250 2 2 2nd 1nd 11 41	Montoya D	B 121 1.60	73-17 Cr'sCookie1154MdmsBuck1154LdyAdvert1151	Weakened 7
9Jun91- 11Wdsfst 1 7/8 .472 1.121 1.431	©Cim 8000 3 5 63 67 54 69	Payton S P	B 121 1.60	76-25 TnglBuh1134MdmsBuck1154BnjoGirl1154	Showed nothing 8
25May91- 9Wdsfst 1 .492 1.152 1.423	©Cim 18000 3 4 51 64 52 42	Payton S P	B 113 5.20	70-45 ConfidantLss1152Nerolusket1154BatesvilleBelle1161	No rally 7
24May91- 7RP fst 1 7/8 .49 1.134 1.441	©Cim 8000 1 2 2nd 1nd 11 12	Payton S P	116 5.30	72-32 HollyBall1162NtwlTribute1121MoonlightBow1167	Inside trip 9
27Apr91- 3RP fst 1 7/8 .472 1.124 1.44	©Cim 10000 9 9 65 64 53 44	Payton S P	116 16.90	68-27 QuietReality1144BigWeepOut1144Sanhoney1141	Inside rally 10
9Mar91- 6RP fst 1 7/8 .48 1.131 1.423	©Cim 5000 3 8 93 81 63 58	Murray K M	116 18.30	71-23 Mari'sNoble1162SpecsMoon1141SassyFce1164	Wide into str 9
24Feb91- 7RP fst 7f .223 .451 1.224	©Cim 20000 5 8 82 64 56 57	Murray K M	113 33.30	75-17 PeppermintZn1161PrssoyJoy1152Lily'sLov1164	By tired ones 8
16Feb91- 2RP fst 1 7/8 .47 1.101 1.41	©Cim 15000 1 6 65 65 51 52	Murray K M	116 25.60	80-08 Nerolusket1121MySisterSarah1161There'sLimit1161	Rail trip 7
12Nov90- 8RP 1m 1 .473 1.123 1.392	©Alw 13800 4 8 816 816 820 820	Murray K M	116 19.20	64-16 Permissable1161 Laura1164 Jamie Kiss1142	Trilled 8
14Oct90- 9LnN fst 1 .454 1.11 1.364	©Prsdnt's Cp 8 8 822 819 814 613	Frazier D L	B 115 100.20	87-11 SygeDeception1231Spring1171HonstEquity1174	Lacked speed 8

Speed Index: Last Race: -7.0






1-Race Avg.: -7.0

1-Race Avg.: -7.0



















Overall Avg.: -3.6

LATEST WORKOUTS Jun 6 Wds 4fst :49 H

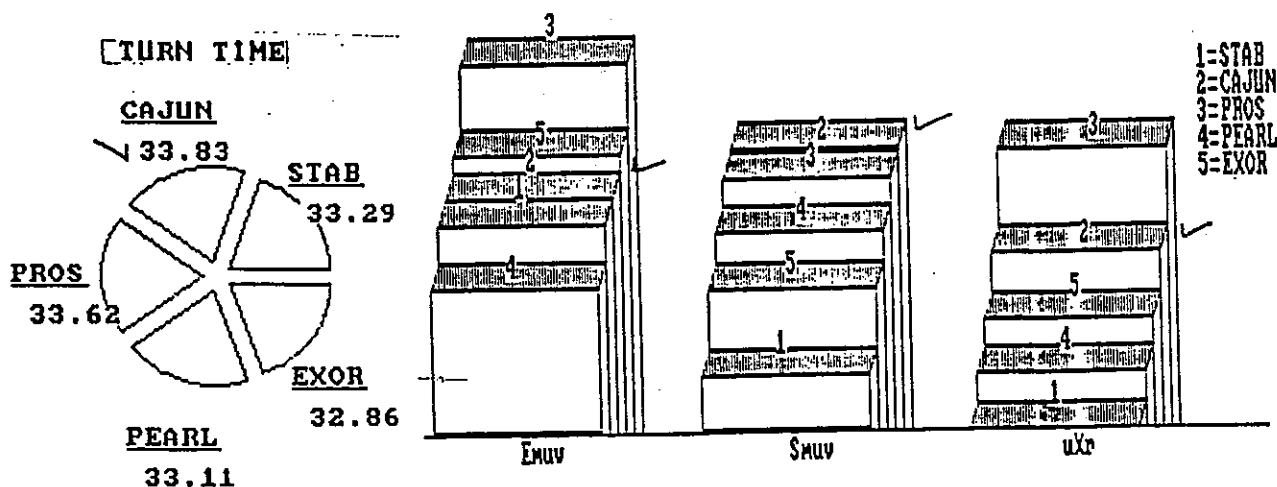

THOROMATION

	1 STAB
	2 CAJUN
	3 PROS
	4 PEARL
	5 EXOR

Instant PREplay COMPUGRAPH

			1 STAB
			2 CAJUN
			3 PROS
			4 HOLY
			5 PEARL
			6 EXOR

Counter Energy DECELERATION (for Place)



EXDC & DECELERATION

Early Exdc

S PROS
P EXOR
W CAJUN

Late Exdc

W CAJUN
P EXOR
S PEARL

Total Kpd

PROS
EXOR
STAB

Total Exdc

S PROS
P EXOR
W CAJUN

Exdc Name	Deceleration 1st	Ratio 2nd	3rd
PROS	100.00	98.75	97.30
EXOR	99.60	96.30	97.05
STAB	96.23	96.78	93.20
CAJUN	94.92	100.00	96.90
PEARL	94.64	95.76	94.60

Kinetic Exdc Name	Module Ekp	Mkp	Lkp
STAB	20.81	32.96	12.02
CAJUN	20.78	34.29	12.84
PROS	21.83	33.79	12.09
PEARL	20.23	33.76	13.78
EXOR	21.44	34.20	13.49

The final readout, labeled EXDC Deceleration Ratio, is similar to the final readouts in ENERGY! In this graph, best is high, as opposed to ENERGY! where best was low.. Hence the horses with 0's in ENERGY! have zero deficiencies, by category, from the dream race. In this program, a 100 is comparable. In past issues of *The Follow Up* I stated that any horse with zero deficiency in the second column will tend to upset the kinetic energy exertion of the other contenders and keep them from running their projected third fraction. In this race the 100 (0.00 in Energy) horses were Prosperous Victory and Cajun Caper, who came in third and first respectively. Who is the next least deficient horse? Exorcized, 2nd in categories one and three. The horse placed.

Of the over 300 losing races I have thus far received from clients, about half are from ENERGY! users. To date, not a single one has sent me readouts from the EXDC box. This, despite the fact that I have repeatedly stated this is quite possibly the program's most potent readout! What I have are races where the user went right to the Variegate and the sort to make wagering decisions.

Velocity users did likewise, looking primarily at the sort and wagering solely on horses with the most one's and two's. This is not using the Methodology, it's abusing it: daring it to pick winners despite the careless abandonment of the user.

Back to the 2nd race at The Woodlands. Here are readouts from that race taken from almost every handicapping program produced by Inland Empire Institute research. First Phase III. Then Phase I. Followed by Contender Scan, Ultra Scan Plus and finally, The Match-Up program (PC version). No matter how one might interpret any of these programs, from the very latest to the resurrected 1975 first program, Cajun Caper is a bet.

PHASE III

RACE: WOOD2. DIST: = 6.0 FURLONGS COMMENTS:

NAME	F W	E P	S P	T T	F X	W X
STAB	55.49	57.56	54.45	55.75	55.04	55.27
CAJUN	56.51	58.38	55.57	56.73	56.08	56.29
PROS	56.24	58.63	55.05	56.54	55.76	56.00
PEARL	55.86	57.31	55.14	55.93	55.82	55.84
EXOR	55.61	57.64	54.60	55.62	55.78	55.69

	F 1	F 2	F 3	S C		SC B/L
Pace	60.04	57.39	52.97	58.63		
=====					=====	
PROS	60.04	57.32	51.47	58.63	PROS	0.00
EXOR	59.99	55.46	51.56	57.64	CAJUN	0.66
CAJUN	59.41	57.39	52.76	58.38	EXOR	2.64
STAB	58.74	56.46	51.34	57.56	STAB	2.84
PEARL	58.67	56.03	52.97	57.31	PEARL	3.51

RANKINGS

	F W	E P	S P	T T	F X	W X	MED E
	===	===	===	===	===	===	=====
CAJUN	1	2	1	1	1	1	68.88
PROS	2	1	3	2	3	2	69.51
PEARL	3	5	2	3	2	3	68.41
EXOR	4	3	4	5	2	4	69.13
STAB	5	4	5	4	4	5	69.17

PHASE I

TODAYS DISTANCE = 6 FURLONGS

NAME	EPR	FFR	TPR	PBS	% MED
=====	=====	=====	=====	=====	=====
STAB	89.0	80.5	169.5	84	69.17
CAJUN	91.0	81.5	172.4	91	69.21
PROS	92.0	80.5	172.5	93	69.51
HOLY	83.0	82.0	164.9	68	68.39
PEARL	87.0	85.0	172.0	86	68.41
EXOR	89.5	81.5	171.0	84	69.13

RANKINGS

NAME	EPR	FFR	TPR	PBS
PROS	1	5	1	1
CAJUN	2	4	2	2
EXOR	3	3	4	4
STAB	4	6	5	5
PEARL	5	1	3	3
HOLY	6	2	6	6

✓ C S C A N
* * * * *

NAME: CONTENTION FACTOR

PROS	58.54
CAJUN	58.54
PEARLS	55.93
STAB	55.75
EXOR	55.62

NAME	F 1	F 2	F 3	F W	E P	S P	C F	W X
PROS	1	2	4	1	1	3	1	1
CAJUN	3	1	2	2	2	1	1	2
PEARLS	5	4	1	5	5	1	3	4
STAB	4	3	5	4	4	5	4	5
EXOR	1	5	3	3	3	4	5	3

✓ U L T R A P L U S
* * * * *

RAW RANKINGS

===

	U S	E P	L P	F W
CAJUN	1	1	2	2
PROS	2	2	5	1
PEARL	3	5	1	3
EXOR	4	3	3	4
STAB	5	4	4	5

MANUAL RANKINGS

=====

	U S	E P	L P	F W
CAJUN	2	2	3	1
PROS	4	5	4	4
PEARL	1	4	1	3
EXOR	1	1	2	2
STAB	3	3	2	2

✓ M A T C H - U P
* * * * *

Auto Adj Match-Up BL

Name	Emb1	Smb1	Fb1
PROS	0.000	0.214	0.214
EXOR	0.184	0.382	0.566
CAJUN	0.223	0.241	0.465
STAB	0.226	0.530	0.756
PEARL	0.313	0.313	0.625

RANKINGS

=====

	E P	F W	H E	S P	F X	BLsc
PROS	1	1	3	2	1	0.00
CAJUN	2	2	1	1	2	2.49
EXOR	3	4	5	4	4	3.48
STAB	4	5	4	5	5	4.54
PEARL	5	3	2	3	3	4.27

MANUAL Adj Match-Up BL

Name	Emb1	Smb1	Fb1
PROS	0.000	0.214	0.214
EXOR	0.061	0.128	0.189
CAJUN	0.223	0.241	0.465
STAB	0.226	0.530	0.756
PEARL	0.313	0.313	0.625

RANKINGS

=====

	E P	F W	H E	S P	F X	L X	BLsc
PROS	1	2	4	3	2	5	0.00
EXOR	2	1	3	2	1	4	0.33
CAJUN	3	2	1	1	3	3	2.36
STAB	4	4	5	5	4	2	3.32
PEARL	5	3	2	4	3	1	3.46

So, why did a full third of the Kansas City seminar group refuse to bet this horse? Why did they choose Prosperous Victory and Pearls for Preppy as their two choices instead? Here are some of the reasons as told to me and our PIRCO private interviewer, Spencer Toner:

Excuse #1: Class.

Cajun Caper is dropping from a last race claiming price of \$20,000. This is a Brohamer "Suspicious Class Drop" isn't it? No it is not. The horse last did well at \$8,000, at which level it was claimed. Then the new owner-trainer combination placed her in a \$20,000 race at an unfamiliar distance, for reasons only the trainer knows. Unlike my peers, I wouldn't try to analyze a trainer's thought processes even if I had him on the couch. At \$20,000, it would be highly unlikely to lose the horse to another claim. If it happened a net profit of \$12,000 would have been realized.

Running this filly today at \$12,500 was not a suspicious class drop, it was a class rise. However, take a look at all the other contenders. Except for Prosperous Lady, they are rising in class. Statabella won at \$5,000. Cajun Caper was close up at \$8,000. Holly Ball, a router, not a sprinter, did well at \$6250. Pearls for Preppy won at \$7,500. Exorcized won at \$7,500. Only Prosperous Victory had close up finishes at a claiming price higher than today: \$12,500 and \$18,000. This is why the horse went off as the favorite. If you'll forgive me for calling attention to their earnings box, Prosperous and Cajun are your two class horses based on the Methodology.

Excuse #2: A 35 day layoff renders this horse ineligible to win, doesn't it?

No less than our designated mainstream synthesizer, Tom Brohamer, when analyzing this race for the group, put his stamp of approval on Cajun Caper based on the consistency of her workouts since the layoff. Four workouts. Three of them spaced within a week apart. The last a blowout just three days before the race itself. Perfect harbingers of a win. When Methodology figures get a horse and Tom Brohamer finds no fault with it based on any of his mainstream capitulations, you'd best run to the window. You have the best of both worlds!

Excuse #3: Tote board odds.

Cajun is 7.5 to one. She can't be very good can she? I must have done something wrong getting her as my top figure horse.

Egad and expletives deleted! Price is what we're after. Why is she 7.5 to one? Because the public is looking at that abortive 5.5 furlong race at \$20,000 and not at the 88 speed rating it earned in an 8.75 length defeat. The public is also ignoring the 92 speed rating it earned when running close up two races back at the level of most of today's contention. The public is aware of the mainstream myth that *Racing Form* speed rating and variant figures are meaningless. The public is also looking at a 35 day layoff and they know the mainstream rule that horses that win come back in two week or less. Baloney! The public is your enemy. Stop consorting with the enemy.

There is your Psychology of Winning for this issue. There could be no quantitative reason within the framework of the Methodology for eschewing Cajun Caper as a win bet. Most certainly not as a designated place bet. The horse keyed the \$39.20 quinella and \$334 trifecta. Plus the double with our first race winner, \$63. I spent three days at this seminar demonstrating that one of the strongest indicators of the designated place horse was the contender hitting that second vertical line first on Thoromation's Stop Action Instant PREplay graphs.

Only psychological problems could prevent a client from some kind of a wager on this horse or for leaving it out of exacta and/or trifecta consideration. And the psychological problem here is reflective of the subtitle of this column:

Misdirected Emphasis

Those who ignored Cajun Caper were placing their emphasis on non-Methodology factors that this Methodology has become somewhat famous for debunking. Are you going to join the revolution or are you going to stay with General Howe and the Redcoats? They're authoring a Declaration of Independence down in Philadelphia. Frankly, I'd rather be in Philadelphia.

The Other Side of the Coin

Here is a client, quite new, who does grasp the relevance of the psychology of winning and incorporates it into his handicapping. Not yet as proficient as our standards demand, his attitude will get him there quickly. I know our editor dislikes letters of praise; but this one speaks more eloquently on the psychology of winning than I ever could.

March 3, 1991

Dr. Howard Sartin
1390 E. Sixth St. #5
Beaumont, CA 92223

Dear Dr. Sartin:

I'm not a very good letter writer, my wife tells me I babble even when writing a letter, but I have to take this time to write and thank you for what you have done for me in aiding my progress in thoroughbred handicapping.

I have to admire your insight, many years ago, to pursue this interest in horse racing and the many hours of dedication and hard work you have put forth to achieve your goals and in helping me to try and achieve mine.

I wish I could write you and tell you I have consistently hit 63% but I can't. I can tell you, however, that my confidence in trying to get 63% winners has greatly increased. By purchasing the back issues of the Follow-Up (I'm at Number II), I am able to eliminate most horses in a race by using many of the techniques talked about in the Follow-Up. I'm still working on Phase III and I'm getting better all the time thanks to you and your PIRCO members - thank you.

Reading the issues of the Follow-Up it bothers me that clients can blame you for their mistakes, why they can't get to 63% proficiency and why its your Methodology that has messed them up. Well, like I told you before, I haven't got to 63% yet, but I sure as hell can't blame you. It's been my stupid mistakes, my rushing thru races to get contenders, instead of doing ESP, +s and 0's, and using PBS #'s to get the real contenders. It's been my laziness to not do all the work to get the winners of the races. I'm the only one to blame and I have learned from each and every mistake I have made. I also wish I could tell you that I haven't made the same mistake twice, but I can't. Although, my mistakes are becoming fewer and fewer. If I could give advice to anyone involved in the Methodology who thinks it doesn't work it would be to stop blaming others for the mistakes you make, accept responsibility for them, learn from them, try not to make the same ones, and you can progress to a level where you can win consistently. Since I have taken this attitude I can say that I will get to winning consistently and I will do it using good old Phase III, and it will be due to your research and insight and me putting it into practice. Oh! I know there will be some days where nothing goes right, but I'll learn from those days too.

So thanks again Dr. Sartin. Thanks to you I'll get there and thanks to the PIRCO members who have taken their time to research and test programs and techniques to help me along the way.

Sincerely,

Francis Cabana

Gambling and Mindstuff

by Huey Mahl

Unlike Dr. Sartin, I'm not a psychologist, psychiatrist, or whatever one must be to delve into the human brain for behavioral characteristics. I don't know that the brain is the most important asset we possess. It is our CPU, ROM, and RAM, all wired up bio-electrically. Specifically, how the brain works is still up for a lot of conjecture and overlapping theories.

While we may not understand the internal connective mechanisms, at least we do know what it does with references to what the inputs and outputs are. We don't have to know the specifics about the innards of a computer or car, but we do know how to control their functions by initiating and monitoring inputs and outputs.

Which brings us around to the very sticky subject of brain or mind control. We wish we had a handle on it precisely, but, unfortunately, we do not. We start life with a nice clean memory bank, but what we do with it, afterwards, is equivalent to a programmer's nightmare! Of course, we have little say-so over most of the input impressions we get from our parents, teachers, TV, peers and just random environmental observances. It is mostly an unorganized, uncontrolled, random hodgepodge of information and a great deal of misinformation. A lot of our ROM (Read Only Memory) is the basis for our neurosis and psychoses.

Considering the input, it is truly a great miracle in itself that we manage to sort these billions of erratic bits out and get a few things coordinated. We begin to accept training or indoctrination and build a base for our RAM (Random Access Memory). Now we begin to acquire a knowledge (factual) base of data worth recalling and twisting into some logical thought patterns. But we need good input to play with or it's the old adage: "Garbage In, Garbage Out" (GIGO).

Somewhere along the road, we start to make a tradeoff; that is, a decision (or series of decisions) as to what part of our bodies we want to sell to make a living. Is it our head, hands, back or what have you mam? To this end, we train and develop ourselves to what we consider our best economic advantage. Some will tradeoff money in the pocket, per se, for some semblance of security. Others may just drift and let fate knock them up a path for each fork in the road. But, there are other things besides the basic survival mode.

Through all this melee, we start to develop a "personality." These are perceptible behavioral patterns based on logical or intuitive likes, dislikes, habits, etc.. No two people are alike; we were all programmed differently. Given the choice of two action options, we are most prone to take the easiest, or the one most comfortable to us. Often this course of action is to our own detriment.

When we seemingly can't cope with certain circumstances, we seek escapes through booze, drugs, sex or whatnot, or we can immerse ourselves in some activity to redirect our thought process. Most often these are pleasurable endeavors where we participate or witness. Games, sports, theater, books etc. become our escape vehicles to round out our psyche and keep us from going buggy!

Some get so carried away by these pleasurable hobbies, they seek to make a vocation of it, and never retreat to the hum-drum world of domestic survival. It's great if you are good enough to get away with it! Even though a great many of us never fully achieve that euphoric plateau, at least the hopes and dreams, and the challenge of the quest keep us in a happy state. A guy asked his friend how was his hunting trip. He enthusiastically replied: "Great!" When asked how many animals he bagged, he replied, "None." His friend said: "And you call that a good time?" "Hell yes," he replied, "it ain't the kill, it's the hunt."

Also, as we age, we may have come to the conclusion that our working life we chose way back when, has trapped us into what's now a boring vocation, not the promise of wealth we had presupposed. So we seek not only a diversion but an easier way to maybe acquire more wealth and security in the downhill slope of our lives.

What better way than to transform a hobby or pleasurable activity into money. It's not the "something for nothing" syndrome that the do-gooders assume, either. But most of the readers I communicate with do have a desire for self improvement; it's too late to go back to square one and start the whole rigmarole all over again.

I don't necessarily envy lottery winners; I believe a few should get something for religiously assuming such astronomical odds. But I believe we all have observed people who speculate successfully, whether it be stocks, bonds, mutuels, commodities, precious metals, collectibles, real estate, or whatnot. *The underlying basic premise of most is predicting the trend of the future, and speculating with other people who have a different opinion.*

Taken in this light, there is a fine line of distinction between such manmade terms as investing, speculating, or, God forbid, gambling. Six of one and half a dozen of the other. So as long as we are going to toss our hat into the speculative ring, it might as well be a medium of a particular field we also enjoy. Because whatever the medium, we will be devoting a lot of studying, or research and development; we want to be able to call our own shots and not just blindly follow the guesses of some self-appointed experts.

Team sporting events are exciting, but there are many interceding factors which tend to achieve parity, and, of course, the vagaries of the bouncing ball. Toss in the pointspread (which is not so loose anymore), and the propositions tend to become more of a random guess rather than that of a contrived edge many hope to smoke out and which will hold its validity over a period of time.

Maybe you're like me and gravitate to the complex art of playing the horses. Its so-called complexity is in our favor, as many of the losers (who finance the winners) do not have the ambition or wherewithal to solve the very challenging work necessary to successfully speculate on it as the medium of choice. It can be done, but, thank goodness, not by many.

Now, getting back to the personality traits we developed through happenstance programming: some of us have tended to crawl out on the extroverted wing; others the introverted; and still others end up at some happy point between the two wings. Maybe a balance is a necessary goal in our endeavor. As one sage said: "The American Eagle has two wings, a right one and a left one, but you'll find the brains are in the middle." A meek voice from the rear uttered "... and so is the a--hole!"

The difference as far as I'm concerned, is that the brains recognize the existence of the counter-opposing wings, while the other is content to ignore them both. that is

my intro into the basic problem facing the aspiring professional speculator. You and I have seen the extroverted types, exuding optimism and sometimes picking winners like they are going out of style. I believe one needs that optimism and verve with a confidence that they are using their mind-stuff in a successful manner. Their security is a high level of confidence of their ability. They believe they have the Midas touch.

Now let's go to the more introverted type; my banker is a good example. He's more of the conservative bent, and his training has been the control and manipulation of money. He doesn't necessarily shun some risk to the degree it exists in most financial endeavors. You'll never see him carrying on with the high antics of our extroverted winner. In fact, he'll fake himself out of what may prove to be a successful undertaking just to trim the risk factor to the bone.

Get the picture? One can pick winners but blows his advantage because he can't properly program his wagers (er, investments). Conversely, the other guy squeezes the money end so hard he also blows any advantage he may have because he didn't enjoy the fruits of optimal churning.

This is the problem facing the aspiring horse-playing professional; that life has probably pre-conditioned him one way or another. Our problem is simple: we must recognize the advantages of both wings and meet in the middle. It takes personal training, discipline, and most of all dedication.

It isn't an impossible task; we just must redirect the circuitry in our cranial computer. It isn't "hardwired," you know. The first step in achieving this is to recognize our personal limitations. The rest becomes methodical algorithms or step-by-step procedures.

Gambling is like a two-edged sword which we need to hack our way through the jungle of the marketplace. One edge is our extroverted selective process; the other, our introverted wagering methods. We need to marry the optimal aspects of both.

The reward is a very happy individual who has achieved a way of life that would be the envy of about 95% of the miserable souls in the world. We become in control of our own destiny. We aren't victimized by outside, uncontrollable, impersonal things like weather, economics, politics, war, or recession. We can acquire a very comfortable independence. Hey, that's the way I look at it; how about you?

ANALYSIS OF A



RACE

Handicapping the Ugly Race

by Dick Schmidt

In the past few *Follow Ups*, I have talked about picking your spots and betting only when you have a clear picture of a race. In talking with many of you, I realized that I left an impression that you should only bet on standouts in races where every horse was perfect. If you interpreted my remarks in this fashion, please know that I don't advocate betting only "perfect" clean races. They are far too few in number, and pay poorly for the most part to depend on to make a living.

What I was trying to get across was that you should steer clear of races where you are guessing on several horses in the race, or have several horses so close that the outcome is determined more by racing luck than running ability.

This issue, I want to look at a race I bet last week at Del Mar. On first pass, it is a seriously ugly, bottom of the barrel race. Yet, you can get a fairly reliable pace line on every horse and the race is perfectly bettable.

Because we have so many new subscribers who are using the techniques described in Tom Brohamer's *Modern Pace Handicapping*, I'm going to use basic Phase III to work this race. Feel free to use any other programs you have if you choose.

In order to use Phase III as Tom presents it, you'll need to know a couple of things. First off, par times:

Hol	6.5 F.	21.4	45	116.4	Average variant - 12
Dmr	6.5 F.	21.4	45	116.2	Average variant - 14

You also need to know that the Brohamer Model from my handicapping showed that the track was running Early, and that the Track Profile for the preceding 6 days shows no horse coming from further back than 2 lengths at the second call. Not all the races were won on the lead, but all were won by either Early or Presser running styles.

As always, I urge you to carry your handicapping all the way to completion, writing down your bets before you look at the results.

2nd Del Mar



6 FURLONGS. (1.073) CLAIMING. Purse \$12,000. 3-year-olds and upward, bred in California. Weights, 3-year-olds, 116 lbs. Older, 121 lbs. Non-winners of two races since July 1 allowed, 2 lbs. Such a race since then allowed, 4 lbs. Since June 1 allowed, 6 lbs. Claiming price \$10,000. (Maiden and races when entered for \$2,500 or less not considered.)

LASIX—Christmas Help, Round Mesa, Fort Prince, Flying Friendly, Ama Sharif, It's for Glori, Fire Back, Inquisitorial.

Christmas Help

LOPEZ, A D

Own—Roberts Racing Stables

9Aug91- 2Dmr fst 6f	:214	.441	1:151	3+ Clm 12500
28Apr91- 5GG fst 6f	:22	.444	1:10	Clm 10000
30Mar91- 5GG fst 6f	:213	.442	1:10	Clm 12500
10Mar91- 6GG sly 6f	:214	.444	1:10	Clm 16000
18Feb91- 7GG fst 6f	:212	.434	1:084	Clm 25000
6Jan91- 18M fst 6f	:22	.443	1:09	Alw 22000
21Dec90- 88M fst 6f	:214	.434	1:09	3+ Alw 22000
30Dec90- 88M fst 6f	:214	.441	1:084	3+ Clm 32000
4Nov90- 98M fst 5f	:213	.44	1:023	3+ Hcp 6250s
11Oct90- 78M fst 6f	:223	.454	1:103	3+ Clm 10000

Speed Index: Last Race: -10.0

LATEST WORKOUTS

Jly 26 Dmr 5f fst 1:021 H

Dk. h. or br. g. 6, by Zanthé—Le Shona Toy, by Kfar Toy

\$10,000

Br.—Harris Farms Inc (Cal)

Tr.—Marikian Charles M

7 4 43	44	69	612	Lopez A D	LB 115	14.30
1 7 314	644	754	984	Sibille R	LB 117	9.80
11 3 214	214	31	33	Sibille R	LB 117	16.50
5 1 24	2nd	314	47	Valenzuela F H	LB 117	3.50
9 1 524	544	644	544	Valenzuela F H	LB 117	22.60
2 2 1nd	2nd	444	59	Judice J C	LB 116	5.80
7 2 34	32	36	634	Gonzalez R M	LB 117	3.80
5 2 424	412	32	32	Belvoir V T	LB 112	5.10
9 1 1nd	14	12	12	Snyder B D	LB 116	8.30
10 7 634	31	14	114	Snyder B D	LB 112	6.70

3-Race Avg.: -5.6

10-Race Avg.: -1.7

115

Lifetime 1991 6 0 0 1 \$3,625
43 6 6 5 1990 10 3 0 1 \$15,550

\$76,900

80-10	B.A. Belivr 1154	RufThRidg 1162	Intrcup 1152	Wide backstretch 9
79-15	Toney Tony 1174	St. George 1174	Generator 1171	Stopped 12
85-14	Lyphrd's Fn 1194	Windwood Ln 1174	Chrstmshlp 1174	Wide trip 11
81-15	SngerChief 1174	BeyondTheW 1194	Pukkrki 1174	Pressed pace 5
87-08	Victory Lad 1171	Pokarito 1174	Power Full 1171	No rally 10
82-13	SendMoneyDad 1205	Sumkindsign 1154	IcyKevin 1114	Gave way 5
86-12	Paysop 1171	Arlian 1164	Go See Sam 1155	Wide, gave way 7
94-07	BlzeBorelis 1194	HopyIdiot 1174	Chrstmshlp 1162	Evenly late 8
105-06	ChristmasHelp 1162	SmileyBo 1154	StretchItOut 1224	Held well 10
87-17	Chrstmshlp 1124	ThsIsFrr 1144	RylyDcrt 1172	Wide in drive 10

Overall Avg.: -1.7

Round Mesa

SOLIS A

Own—Negley R R

2Aug91- 3Dmr fst 6f	:22	.444	1:16	3+ Clm 16000
19Oct90- 108M fst 1	:45	1:032	1:36	Alw 19000
27Sep90- 8Fpx fst 6f	:22	.453	1:171	Clm c-10000
30Aug90- 9Dmr fst 6f	:22	.45	1:163	Clm 16000
16Aug90- 3Dmr fst 6f	:22	.451	1:163	Clm 20000
2Aug90- 3Dmr fst 1	:46	1:103	1:364	Clm 32000
27Jly90- 4Dmr fst 6f	:223	.453	1:163	3+ Clm 32000
24Jy90- 6Hol fst 6f	:213	.45	1:093	3+ Md 50000
9May90- 4Hol fst 7f	:221	.45	1:232	3+ Md c-32000
12Apr90- 2SA fst 6f	:214	.453	1:113	Clm 32000

Speed Index: Last Race: -21.0

LATEST WORKOUTS

Jly 27 SA 4f fst :48 H

Dk. h. or br. c. 4, by Spineza—Instrumental, by Advocate

\$10,000

Br.—Redding Margaret M (Cal)

Tr.—Chiomos John E

4 4 744	764	710	721	Castanon A L	LB 115	28.80
3 4 464	42	414	524	Snyder B D	L 117	23.40
7 10 107	964	1011	8104	Solis A	LBb 116	4.40
6 6 634	654	77	684	Solis A	LB 117	13.10
1 7 754	76	79	6124	Desormeaux K J	LB 117	5.50
5 5 534	524	644	6124	Desormeaux K J	L 115	2.70
9 5 624	524	14	154	Desormeaux K J	116	3.30
5 4 234	34	454	5114	Desormeaux K J	b 115	*1.40
7 5 624	634	544	224	Scott J M	115	5.00
6 5 454	454	22	24	Scott J M	118	16.90

3-Race Avg.: -13.3

8-Race Avg.: -10.1

115

Lifetime 1991 1 0 0 0 \$18,245
10 1 2 0 1990 9 1 2 0

\$18,245

67-12	Fiesta DelSol 1152	Stan's Boy 1154	Devine Force 1154	Rank early 7
89-14	PortRainbow 1174	ExclusiveTan 1174	Soltau 1174	Lacked room 7
81-10	SargentJyTee 1192	DistntTer 1164	Firelinr 1164	Wide into lane 10
76-14	Hghty'sNtn 1164	VldRmrk 1164	BgBdWif 1154	Wide into drive 12
72-10	WoodSpirit 1162	SanFernndoSlew 1172	PowerBse 1174	Outrun 7
69-16	LessThnZero 1154	He'sIllustrious 1162	Apprds 1139	No mishap 7
85-11	RoundMs 1164	Brruro 1164	GivotsFour 1174	Bumped out 3/16 12
80-11	RoyalAlldn 1134	HddnPrscnc 1154	CtBck 1135	Broke in, bumped 10
85-10	Intrepidness 1162	RoundMes 1154	BechHut 1154	Finished well 12
74-21	Mr. Spark Chief 1184	RoundMsa 1184	IndependentStan 1184	12

Overall Avg.: -9.3

Fort Prince

DELAHOUSSE E

Own—Dante T C

14Jly91- 10Hol fst 6f	:22	.444	1:162	Clm 10000
22Jms1- 10Hol fst 6f	:214	.443	1:161	Clm 10000
27May91- 8Pre fst 7f	:24	.491	1:28	3+ Md Sp Wt
19May91- 11TuP fst 6f	:214	.431	1:143	Clm 16000
25Apr91- 2Hol fst 1 1/2	:451	1:104	1:444	3+ Md 35000
22Feb91- 6SA fst 6f	:221	.452	1:11	Md 45000
30Jan91- 6SA fst 6f	:213	.442	1:16	Md 50000
26Aug90- 2Dmr fst 6f	:214	.451	1:103	3+ Md 32000

Speed Index: Last Race: -6.0

LATEST WORKOUTS

Aug 2 Dmr 6f fst 1:124 H

Ch. g. 4, by Fort Calgary—Duchess Gold, by Gold Prince

\$10,000

Br.—Dante T C (Cal)

Tr.—Threewit Noble

10 9 874	744	534	454	Flores D R	LB 118	28.10
9 9 984	894	910	10114	Nakatani C S	LB 118	30.70
1 6 11	1nd	12	16	Keene J	L 122	*1.00
7 5 75	574	917	8174	Estrada J Jr	L 117	28.10
6 5 574	813	919	934	Baze R A	LBb 121	39.40
11 1 21	344	712	719	McCarron C J	Bb 117	4.20
7 8 913	894	716	8184	Delahoussaye E	B 119	21.10
12 9 1212	1213	1216	1224	Solis A	117	28.20

3-Race Avg.: -6.0

7-Race Avg.: -11.7

115

Lifetime 1991 7 1 0 0 \$1,484
8 1 0 0 1990 1 M 0 0

\$1,484

84-10	StlwrExpress 1171	SeJudgemnt 1184	Crrr's Glory 1152	Wide trip 12
79-11	GmSwppr 1111	CordStpp 1164	R.T.F.'s Prd 1174	Wide final 3/8 12
88-10	Fort Prince 1224	Queen Rex 1171	Under My Kilty 1224	Easily 6
82-12	GrndPhntom 1154	RylMnvl 1154	RghtOnRbrt 1154	Flattened out 9
45-24	TrcFlg 1154	Notwthstndng 1154	WrthrnBnty 1154	Bumped start 9
62-20	Steven Scott 1174	Cribory 1174	Animal Talk 1174	Faltered 11
71-12	PrfrdHlo 1194	DonMigul 1174	CptnCsy 1134	Broke in, bumped 12
65-12	Spanish Steel 1174	B. Sharp 1214	Slew's Pinto 1174	Wide early 12

Overall Avg.: -14.1

Flying Friendly

NAKATANI C S

Own—Friendly Natalie B

31Jly91- 2Dmr gd 6f	:214	.452	1:17	3+ Clm 10000
23Jly91- 4SR fst 6f	:224	.453	1:111	3+ Md 12500
13Jun91- 2GG fst 6f	:22	.45	1:092	Md 12500
13May91- 5GG fst 1 1/2	:461	1:102	1:434	Md 12500
28Apr91- 2GG fst 1 1/2	:472	1:13	1:453	Md 12500
18Apr91- 5GG fst 6f	:221	.453	1:114	Md 12500
23Mar91- 5GG fst 6f	:222	.453	1:12	Md 12500
30Jan91- 4GG fst 6f	:222	.46	1:11	Md 12500
21Jan91- 48M fst 6f	:221	.45	1:10	Md 12500
3Jun90- 4GG fst 1 1/2	:471	1:11	1:434	Md 12500

Speed Index: Last Race: -8.0

LATEST WORKOUTS

Aug 12 Dmr 4f fst :482 H

Ch. g. 4, by Flying Paster—Nattie B, Friendly, by Barrera

\$10,000

Br.—Friendly E (Cal)

Tr.—Sadler John W

10 6 834	734	774	6104	Torres H	LBb 111	16.60
2 8 34	14	13	15	Miller D A Jr	LBb 122	*1.60
6 7 44	21	24	384	Hansen R D	LBb 119	2.30
7 5 534	43	324	324	Hansen R D	LBb 119	3.50
9 4 314	34	21	23	Hansen R D	LBb 119	2.30
9 8 824	624	22	2nd	Hansen R D	LBb 119	3.50
12 5 634	33	33	32	Hansen R D	LBb 119	*2.20
10 6 524	21	21	21	Hansen R D	LBb 119	5.20
7 9 744	544	794	810	Belvoir V T	LBb 115	7.10
7 7 314	32	43	54	Hansen R D	b 118	*1.20

3-Race Avg.: -5.3

7-Race Avg.: -6.0

115

Lifetime 1991 9 1 3 3 \$10,725
14 1 3 5 1990 5 M 0 2 \$3,175

\$13,900

72-20	T. V. Mike 1164	Valid Remark 1184	Intercup 1164	Wide trip 11
84-13	Flying Friendly 1225	Hoeken 1222	Flying Paper 1222	Handily 9
82-13	Finance Officer 1194	Crockery 1194	Flying Friendly 1194	Tired 7
76-21	Diego Surez 1194	EyesAhd 1194	Flying Friendly 1194	Wide trip 10
67-26	Pt'sAlphTngot 1194	Flying Friendly 1194	DistntctvHop 1194	2nd best 9
79-16	Untrmlld 1194	FlyngFrndly 1194	Hugo's Milton 1144	Just missed 10
76-19	GmbirJo 1194	ExclusivFogrt 1194	FlyngFrndly 1194	Wide trip 12
82-15	SnkyTroubl 1194	FlyngFrndly 1194	AnExtrTwo 1194	Wide stretch 12
76-11	Mr.ThirtyTwo 1204	EysAhd 1215	ThCrystlKld 1204	Steadied start 9
75-21	TahitiDouble 1184	BluePrince 1184	Dimmick 1184	Steadied early 12

Overall Avg.: -5.6

LATEST WORKOUTS

Aug 12 Dmr 4f fst :482 H

Jly 18 GG 5f fst 1:033 H

Jly 12 GG 5f fst 1:021 H

Jly 6 GG 4f fst :493 H

Ama SharifTORRES H
Own—Burke G W

1Aug91- 10mr fst 6f	:221	:453	1:112	3+ C1m 10000
7Jly91- 1Hol fst 6f	:22	:442	1:102	C1m 10000
27Jun91- 9Hol fst 6f	:22	:45	1:101	[C]C1m 12500
6Jun91- 5Hol fst 6f	:213	:442	1:162	C1m c-10000
15Apr91- 5Hol fst 6f	:214	:442	1:09	C1m 15000
3Apr91- 8Spt fst 6f	:22	:45	1:182	Alw 19000
11Mar91- 8Spt fst 6f	:233	:48	1:132	Alw 19000
21Feb91- 4Spt fst 6f	:221	:451	1:192	3+ C1m 7500
9Nov91- 5Lrl fst 6f	:222	:452	1:124	3+ C1m 6500
2Aug91- 10mr fst 6f	:214	:45	1:101	3+ C1m 10000

B. g. 5, by Sharif—Ama Good Reason, by Right Reason

\$10,000

Br.—West Coast Farms (Cal)

Tr.—Mitchell Mike

10 5 513 41 64 731	Stevens G L	LB 115	6.60
1 8 541 361 361 341	Stevens G L	LB 116	7.60
9 2 43 31 64 7101	Stevens G L	LBb 116	*2.70
4 1 11 2nd 431 8101	Flores D R	LBb 116	3.50
8 2 23 313 58 614	Flores D R	LBb 118	16.50
1 1 121 12 13 111	Torres F C	Lb 114	*1.30
1 1 12 11 111 2nd	Torres F C	Lb 114	*2.10
9 5 13 14 13 131	Torres F C	Lb 117	*2.10
1-2 2nd 1hd 1hd 651	Juarez C S	Lb 117	*1.70
11 1 43 841119110131	Black C A	b 115	14.50

Lifetime 1991 8 2 1 1 \$20,450
14 3 3 1 1990 2 0 0 0

1105

78-15 SmrtGy11500GnLinn'sStyl1171FolsHt-Br119*	5-wide stretch 12
83-10 Pinecutter1114 Balote1161 Ama Sharif1161	4-wide stretch 8
79-11 FreckleFaceBoi1161Intercup1165FirDecor1172	4-wide stretch 11
79-12 Past Ages1161 Lans Manus1112 Fools Hat-Br1151	Gave way 10
81-11 MyLckyLynn116301HnkMcGil1161*PstAgs1181	Jostled start 10
92-13 Ama Sharif1141 My Uncle Mutt1152 Rimesun1141	Driving 9
86-19 RazorThin1141 AmaSharif1142SatanicMjesty1151	Just failed 7
87-18 Ama Sharif1171 Beach Hut1172 My Uncle Mutt1171	Driving 10
75-18 SocieEmperor1201 LoverboyBlues1202DwyBch120*	Weakened 13
75-12 @ChrisThGrt1161ChfRnnnB11192AgnKng1161	Checked at 1/4 11

Speed Index: Last Race: -7.0

3-Race Avg.: -8.0

10-Race Avg.: -4.6

Overall Avg.: -4.5

LATEST WORKOUTS

Aug 10 Dmr 4f fst :482 H

Jly 29 Dmr 4f fst :474 H

Jly 23 Dmr 5f fst :574 H

Jly 16 Ht 3f fst :353 H

It's For Glori

ALVARADO F J

Own—Moreno R B & Lisa

31Jly91- 2Dmr gd 5f	:214	:452	1:17	3+ [C]C1m 10000
15Jun91- 11Stk fst 5f	:221	:443	1:032	3+ C1m 12500
9Jun91- 5GG fst 6f	:22	:45	1:101	C1m 10500
12Apr91- 5GG fst 6f	:214	:444	1:103	Md 18000
28Oct91- 2SM fst 6f	:222	:45	1:093	3+ Md 32000
20Oct91- 1SA fst 7f	:222	:451	1:232	3+ Md 35000
24Sep91- 7Fpx fst 1 1/2	:462	1:121	1:443	3+ Md 32000
30Aug91- 2Dmr fst 1 1/2	:453	1:103	1:494	3+ Md 32000
17Aug91- 2Dmr fst 1 1/2	:452	1:10	1:421	3+ Md 32000
27Jly91- 2Dmr fst 1 1/2	:47	1:121	1:434	3+ Md 32000

B. g. 4, by Be a Native—Phil's Princess, by Philately

\$10,000

Br.—Pascoe W T III (Cal)

Tr.—Feld Jude T

2 10 951 841 541 57	Eide B H S	LBb 111	19.00
3 6 681 63 34 24	Atkinson P	Lb 116	6.30
2 9 831 65 631 541	Patton D B	LBb 117	4.90
3 8 771 761 621 111	Patton D B	LBb 117	11.70
3 6 612 611 610 461	Steiner J J	Bb 119	6.90
2 10 951 851 681 58	Patton D B	LBb 115	23.70
10 6 631 32 32 321	Patton D B	LBb 113	5.40
12 4 2nd 21 48 5141	Patton D B	Bb 117	4.40
2 3 22 22 24 49	Patton D B	Bb 117	9.70
4 4 42 521 54 591	Patton D B	b 116	5.70

Lifetime 1991 4 1 1 0 \$2,850
12 1 1 2 1990 8 M 0 2 \$11,155

115

76-20 T. V. Mike1161 Valid Remark1181Intercup1161	Bumped start 11
93-03 BtABc1141It'sForGlori1161Aggt'sPrspct1161	Stumbled break 6
82-14 BryVrss1191MdrcnCmfrt-1r1192ImprssvChrm119*	Even try 12
85-13 It'sForGlori1171[LdEdn1192ExctngMstr1191	Railed Wide 10
85-10 Andimo1192 King Thong1191 GoldenSheik1194	Steadied start 6
78-14 SongOfRmnc1151NrthrnTrty1191PrssCrrnt1171	No mishap 12
86-13 WhiskyJck1131WinNQuckers11431It'sForGlori1131	Wide Trip 10
71-11 Rule All1151 Mr. Ellenville1172 Navigator1171	Wide 7/8 turn 12
81-11 Repps Tuolluf1221 Indola1172 Cove Dancer1171	Weakened 12
74-16 EnsignOfPecel1141CoveDncr1161Hild1161	Lost stirrup 7/8 11

Speed Index: Last Race: -4.0

3-Race Avg.: -4.0

6-Race Avg.: -4.5

Overall Avg.: -6.4

LATEST WORKOUTS

Aug 9 Dmr 5f fst 1:00 H

Jly 28 Dmr 3f fst :343 H

Jly 22 Dmr 5f fst :594 H

Jly 16 SA 5f fst 1:124 H

Fire Back

PEDROZA M A

Own—Banche Mr—Mrs N C

2Aug91- 3Dmr fst 6f	:22	:444	1:16	3+ [C]C1m 16000
4Jly91- 7Hol fst 6f	:214	:442	1:093	C1m 25000
7Dec90- 3Hol fst 7f	:221	:45	1:22	[C]C1m 16000
14Nov90- 5Hol fst 6f	:214	:451	1:103	C1m 16000
2Nov90- 2SA fst 6f	:212	:442	1:101	[C]C1m 20000
13Oct90- 2SA fst 6f	:213	:444	1:103	C1m 16000
23Sep90- 6Fpx fst 1 1/2	:47	1:121	1:442	C1m 12500
26Jly90- 4Dmr fst 6f	:212	:442	1:101	C1m 16000
6Jly90- 3Hol fst 6f	:224	:46	1:102	[C]C1m 25000
14Jun90- 5Hol fst 6f	:214	:444	1:10	C1m c-16000

Ch. g. 4, by Tantoni—La Pistola, by Riva Ridge

\$10,000

Br.—Hirsch C L (Cal)

Tr.—Arzena Joseph

7 2 23 311 521 591	Valenzuela P A	LB 116	8.40
3 6 751 761 78 713	Solis A	L 116	30.90
3 3 3nk 42 710 7161	Stevens G L	LB 115	11.80
-2 11 213 321 541 761	Black C A	LB 115	4.70
1 1 1hd 311 42 641	Black C A	LB 116	21.30
6 3 13 11 2nd 531	Black C A	LB 116	19.30
3 1 2hd 1hd 21 311	Pedroza M A	LB 114	2.70
3 5 441 45 45 861	Delahoussaye E	L 117	*2.90
6 2 31 3nk 43 461	Delahoussaye E	L 116	2.60
10 8 43 111 13 16	Delahoussaye E	116	*1.70

Lifetime 1991 2 0 0 0 \$400
17 2 0 4 1990 13 2 0 2 \$26,290

115

78-12 Fiesta Del Sol1152 Stan'sBoy1154DevineForce115*	Gave way 7
79-11 Overidge1161RuffHomb1161CndymnB1161	Steadied break 8
78-11 ColonRmbo1131BonChncRobto1150EsyBrzy1101	Faltered 7
81-16 Maxibob1151 Kelly G.1152 Colon Rumbo1151	Weakened 12
80-17 Stan's Boy1161 Skidoo1161 North's Time1171	Weakened 12
79-16 Dollar Dance1091 Spanish Steel1161Skidoo1161	Took up 1/15 12
89-05 Forli's Lad1141 Racing Day1141 Fire Back1141	Tired 7
82-09 Dept1131CoolAndSedle1151FourFiveTime112	Gave way 11
81-16 Incndescently1151SilentNnSty1161Fidgety1151	Wide early 6
90-07 Fire Back1161 Dirty OldMan1151SplitIncision1161	Wide early 10

Speed Index: Last Race: -10.0

3-Race Avg.: -10.3

9-Race Avg.: -6.3

Overall Avg.: -6.4

LATEST WORKOUTS

Aug 10 Dmr 5f fst 1:004 H

Jly 27 Dmr 5f fst :582 H

Jly 20 Dmr 5f fst 1:001 H

Jly 13 SLR trt 5f fst :593 H

Inquisitorial *

VALENZUELA P A

Own—Hogate H

1Aug91- 1Dmr fst 6f	:221	:453	1:112	3+ C1m 10000
5Jly91- 2Hol fst 6f	:214	:444	1:172	[C]C1m 10000
15Jun91- 4Hol fst 6f	:22	:45	1:102	C1m 10000
31May91- 9Hol fst 6f	:22	:443	1:093	[C]C1m 10000
28Apr91- 3Hol fst 6f	:22	:451	1:10	C1m 12500
17Apr91- 3SA fst 6f	:214	:443	1:091	C1m 12500
15Feb91- 3SA fst 6f	:212	:441	1:093	C1m 26000
27Jan91- 2SA fst 6f	:212	:442	1:093	C1m 25000
2Aug90- 7Dmr fst 6f	:22	:443	1:152	3+ C1m 26000
16Jun90- 3Hol fst 7f	:214	:442	1:222	C1m 32000

Ch. g. 6, by Pretense—Shame On It, by Traffic Cop

\$10,000

Br.—Bird B D (Cal)

Tr.—Spawr Bill

12 1 2nd 31 98 981	Valenzuela P A	LB 119	*3.60
10 1 21 21 1hd 1no	Valenzuela P A	LB 110	*1.90
5 6 511 621 531 44	Valenzuela P A	LB 118	*1.20
2 2 111 121 131 131	Valenzuela P A	LB 116	*3.00
4 3 13 1hd 431 413	Pincay L Jr	LD 117	*1.60
4 1 11 11 1hd 331	Pincay L Jr	LB 117	*1.10
7 4 31 31 231 54	Pincay L Jr	LB 117	*.90
3 8 66 56 55 66	Pincay L Jr	LB 117	*1.50
9 2 21 13 111 23	Valenzuela P A	L 116	4.50
7 2 111 111 43 871	Meza R Q	117	3.70

Lifetime 1991 3 2 0 1 \$16,250
37 12 1 3 1990 9 3 1 1 \$48,775

119

74-15 SmrtGuy11500Gentleinn'sStyl1171FoolsHt-Br119*	Wide trip 12
85-10 Inquisitorial11800 Fiesta DelSol1161ForEric1111	Wide early 13
84-10 Sea Judgement1161 Sponsorship1111 Balote1161	Weakened 12
92-11 Inquisitorial1161FlameCrest1181CraigRonld1161	Ridden out 12
77-12 Harrow Whip1161 For Eric1167 Administer1161	Bumped start 6
86-15 OnEsySrt1153Plymonmortim1151Inquisitor117*	Weakened 5
84-12 Fireliner1141 Actor1141 On Dat Fox1151	No mishap 7
82-11 Overidge1151 Charlatan1191 Fireliner1141	Stumbled start 8
90-12 Jet Echo1151 Inquisitorial1161 Blaze Borealis1161	Tired 11
85-55 GumSwapper11320hDafFox1171MyGallantGme1120	Faltered 8

Speed Index: Last Race: -11.0

3-Race Avg.: -7.3

10-Race Avg.: -4.7

Overall Avg.: -4.7

LATEST WORKOUTS

Jly 26 Dmr 5f fst 1:024 H

Let's start with running styles:

Christmas Help -	EP/NF
Round Mesa -	NF
Fort Prince -	P/NF
Flying Friendly -	NF
Ama Sharif -	E/NF
It's For Glori -	SP/NF
Fire Back -	E/NF
Inquisitorial -	E/EP/NF

The first time I went through this bunch, I started drawing lines through horse after horse. After finding serious flaws in every horse in the race, I re-thought it a bit and went back a second time. Let's try this again.

Christmas Help - Dropping one level after a poor effort in its return from a three month layoff. However, last time it faced very fast fractions and really didn't have much of a chance. Up north, it was able to compete at this level last year, so we'll accept it, using the last line. It may well improve off this line, but it's the only one we have in the current form cycle. We'll just keep in mind that the horse may be due for an improvement.

The horse is coming from Hollywood Park, a track that is two lengths slower. He ran against a 10 variant, which is 2 points below the average for Hollywood. Using half a length for each point of variant, we have an adjustment of +1, -2, for a total of -1. We'll leave the other calls alone. The paceline we'll enter is 21.4 - 44.1 - 115. Of course, we use the beaten lengths the horse actually was behind at each call.

Round Mesa - Also coming back from a layoff, this one of 10 months. The race back is horrible. Qualifies as one of Michael Pizzolla's SNAILS (Showed nothing after indicated layoff). Out.

Fort Prince - Away 31 days, and hasn't worked in two weeks. Not good signs of an impending better performance. However, in this company, the last race is a good one. He is the only horse to earn a speed rating over 80 in the field in his last race. We'll use that top race to rate the horse.

Again, this horse is coming from Hollywood Park and ran on a day with a 10 variant. Thus we can use the same adjustment we did for Christmas Help, a -1 on the final time only. The paceline is 22 - 44.4 - 116.3.

Flying Friendly - Do not even think of going back to that maiden win. Maiden \$12,500 races in Northern California are the worst. And this one was a state bred race on the fair circuit. It doesn't get any poorer than that. His last is indicative of what he can do against real horses. He was also beaten by 3 1/2 in the Tandem, and does not belong on this racetrack.

Ama Sharif - This horse has been running at or near the bottom of the barrel since it arrived from Chicago without any sign of success. Last

two were at this class, and the horse never threatened at any call. Still, in this field, he is a contender. Stick him with the last line.

Since he is coming from Del Mar and the variant was within one point of the average, we will make no adjustment to his paceline.

It's For Glori - From the tandem with Flying Friendly. Not much better than Flying either. He was almost close up at the stretch call last time, so you can use him if you wish, but this is a bad horse with the wrong running style.

This horse is coming from Del Mar, so no track-to-track is necessary. However, he ran against a 20 variant, which is 6 points higher than the Del Mar sprint average. We'll give his line a -3 adjustment to final time, and a -1 adjustment to the second call. The paceline we wind up with is 21.4 - 45.1 - 116.2.

Fire Back - This will be the third race after a layoff, and in his last, he at least showed a little early lick. Has been dropping in class like a rock. When a horse is this going this badly, it needs to drop, so this is a positive rather than a negative. The third race, improving early speed angle is an "ol hossy sayin," but still has some validity. We'll use the top line, however, as I insist on staying in the current form cycle. Like Christmas Help, we'll note that the horse may well improve a bit.

A Del Mar line with a variant of 12. This is two points faster than the average, so we'll add one fifth to the final time only. 22 - 44.4 - 116.1.

Inquisitorial - It is tempting to hop back one and use that win, but at this level, I have found that current form is all important. The horse fell apart in the last race, losing 7 1/2 lengths in one furlong. Furthermore, there is little reason to think he will improve today. Since I've used so many poor horses, I'll toss him in as well, but insist on the last line.

Comes from a Del Mar line that is within one point of the average. No adjustment is necessary.

Ho-kay, let's see what we got here. We want to look at the entire printout, rather than just the sort. Take a look at the Match-Up block. Here we can see that Fire Back should have the lead at the first call, with Christmas Help and Inquisitorial pressing him. By the second call, Inquisitorial has dropped back, leaving only these two horses in position to win. Remember, no horse not within two lengths had won in the preceding week at 6 furlongs.

The second call beaten length readout can be extremely useful, though I wouldn't use it unless I modeled it. It represents the program's guess at beaten lengths, while my track profile tells me how the race was run. However, adding a column to your model is easy enough.

Alright, for those who just can't stand it, let's look at the sort. Christmas and Fire are our first two Early horses. At this time, % Early was taking a backseat to running style and position. You could be as late

as 52.00%, so long as you were within 2 at the second call. There seemed to be no such thing as too Early, though 54.54% seems extreme.

So now for a quick review before we spring up and head for the window. Our top horse, without doubt, is Christmas Help. Number one Early and Factor W, the % Early is fine and the horse should have the lead at the second call. A bet. Fire Back is clearly second, though his numbers aren't nearly as strong. Third in Factor W, fourth in Sustained and his % Early is rather high. However, the overriding concern at this distance is running position. This is the only other horse who figures to be within 2 lengths of Christmas. Since the two horses we thought might improve are our two picks, we don't need to worry about it. It's when a "might improve" horse winds up third or fourth that we need to do some heavy cogitating, and maybe pass the race.

Now for a quick check of the odds. Can we bet them both and still make a profit? Oh yeah! Christmas Help is going off at 15 to 1, while Fire Back is returning 6 to 1. Money alert! Money alert! One of the things I liked about this race was that the crowd made Inquisitorial the favorite yet again. This horse has been favored 8 times in a row, winning twice at low odds. My favorite kind of horse. With this money magnet in the race, we are assured of getting a good price on the real runners. I didn't expect 15 and 6 to 1, but I took it gladly.

The bets were simple. This is far from a prime betting situation, so I'm not going to unload, but it is a race with the potential of a big time payoff, so I'm not going to pass either. \$40 went on Christmas Help, \$60 on Fire Back. We speculated that both could easily improve. One did. Christmas didn't run well, but Fire Back was right where he was supposed to be, stalking the pace one length back at the second call. Inquisitorial ran back to his previous good efforts, making the supreme effort for the lead. As indicated in his last line, he is unable to finish, and died in the stretch.

I did not bet any exotics, which was a good thing. After looking at a variety of programs, including Ultra Scan and ENERGY!, I couldn't find anything to recommend Ama Sharif. I had to settle for a \$330 profit.

Since this is a Thoromation issue, I stuffed the race into the Phase III version of Thoromation when I was out in Beaumont. Using no adjustments to the pacelines, you can easily get to the winner if you've been paying attention to how the track is running. As Howard keeps pointing out, there are many paths to winning, and no one program is right for everyone.

PHASE II

RACE: 0815d2 DIST: = 6.0 FURLONGS COMMENTS:

NAME	A P	E P	S P	F X
CHRIST	56.21	58.82	54.89	55.07
FORT	55.97	57.86	55.04	54.41
AMA	55.19	57.67	53.93	54.43
ITS	55.64	57.35	54.75	55.15
FIRE	55.74	58.59	54.29	54.88
INQUIS	54.60	57.78	52.97	53.78

	F 1	F 2	F 3	S C		SC B/L
Pace	59.77	59.10	52.22	58.82		
=====						
FIRE	59.77	57.45	50.00	58.59	CHRIST	0.00
INQUIS	59.41	56.23	48.15	57.78	FIRE	0.61
CHRIST	59.17	58.48	50.97	58.82	FORT	2.55
AMA	58.67	56.73	50.19	57.67	INQUIS	2.77
ITS	58.14	56.62	52.16	57.35	AMA	3.06
FORT	56.59	59.10	52.22	57.86	ITS	3.91

RANKINGS

=====

	A P	E P	S P	F X	% E
=====					
CHRIST	1	1	2	2	53.57
FIRE	3	2	4	3	53.96
FORT	2	3	1	4	52.56
INQUIS	6	4	6	6	54.54
AMA	5	5	5	4	53.47
ITS	4	6	3	1	52.37

5173—SECOND RACE, 6 furlongs, 3 year olds & up, Calbred, Claiming price \$10,000, Purse \$12,000.

Index	Horse and Jockey	Wt.	PP	ST	1/4	1/2	Str.	Fin.	To \$1
5075	Fire Back, Pedroza	115	7	3	31	2nd	-	33	11 6.30
5064	Ama Shant, Torres	110	5	2	21	31	-	2nd	2nd 5.40
5056	It's For Glori, Alvarado	115	6	6	8	71	-	4th	3rd 5.10
5064	Inquisitorial, P. Valenzuela	119	8	1	1 1/2	11	-	1 1/2	43 1/2 2.10
5128	Christmas Help, Lopez	115	1	5	4hd	5 1/2	-	5 1/2	51 1/2 15.60
5056	Flying Friendly, Nakatani	115	4	4	5 1/2	42	-	6 1/2	6 1/2 12.90
4566	Fort Prince, Delahoussaye	116	3	8	7hd	8	-	7hd	71 1/2 3.10
5075	Round Mesa, Solis	115	2	7	6 1/2	6 1/2	-	8	8 26.80

Scratched—None.

Claimed—None.

7—FIRE BACK14.60 6.80 4.40

5—AMA SHARIF6.60 4.60

6—IT'S FOR GLORI3.80

Time—22, 45 1/5, 57 3/5, 1.10 1/5. Cloudy & fast. Winner—Ch G 87 Tantoul-La Pistola. Trained by J. Arena. Mutuel pool—\$233,267. Daily Double pool—\$244,324. Exact pool—\$198,657.

\$2 DAILY DOUBLE (1-7) PAID \$83.40
\$2 EXACTA (7-5) PAID \$78.20

M A T C H - U P
* * * * *

EXDC DECELERATION

			1 CHRIS
			2 FORT
			3 AMA
			4 ITS
			5 FIRE
			6 INQUI
EP	MP	TP	

RANKINGS
=====

	E P	F W	H E	S P	F X	L X	Muv
	==	==	==	==	==	==	==
CHRIS	1	1	1	1	1	6	0.00
FIRE	2	2	3	2	3	5	0.43
INQUI	3	5	6	6	6	3	1.95
FORT	4	3	2	3	4	4	2.52
AMA	5	4	5	5	5	2	2.18
ITS	6	6	4	4	2	1	1.81

Par/ex E
CHRIS
FIRE
FORT

Par/ex S
CHRIS
FORT
FIRE

Par/ex P
CHRIS
FIRE
FORT

If You Still Want 'em We Still Got 'em!

That's right, you can still get a set of the Brohamer Tapes. Recently, Tom took a workshop in Beaumont through an intense three weekend session that concluded with him leading the classes through two complete days of racing at Hollywood Park.

Your loyal editor recorded all six sessions, and the tapes were then edited into almost 14 hours of Brohamer Brilliance.

The set of tapes comes in a large binder, and of course a workbook with all the races worked or used as examples accompanies the tapes.

This is your chance to "sit in" with Tom Brohamer as he goes about his usual low key but elegant analysis of several day's cards. All the examples used were taken from the Racing Form before the results were known. This is the perfect complement to Modern Pace Handicapping.

Available from PIRCO at \$99 for the complete set. For those who would like to be able to emulate Tom Brohamer's style and technique, this is a must. No matter which handicapping program you regularly use, you can improve your basic approach to horse racing by following along with the class as best and most articulate pace handicapper in the world tells you how it's done.

Not to be missed!

