

ISSUE: 27

Picking Your Spots

Table of Contents

Publisher's Column	1
Editor's Column	10
Making Betting Decisions	12
The New Velocity Parmaker	30
Who Do You Like? by Dan Doran	39
On The Turf by Marion Jones	42
The Psychology of Winning	48
A Tribute to Huey Mahl by Chuck Di Rocco	50
The Problem Race by Walter Bruning	53
We Need Your Help!	60

The Follow Up is published six (6) times a year by PIRCO Inc. in conjunction with the Inland Empire Institute. Subscription price is \$72.00 per year. If you have any problem with your subscription, or have a change of address, please contact our editorial office, address below. All material in this publication is for informational purposes only.

Copyright 1990 PIRCO Inc.



INLAND EMPIRE INSTITUTE



All rights reserved. No part of this work may be reproduced or transmitted in any form or by any means, electronic or mechanical, including photocopying and recording, or by any information storage or retrieval system, except as may be expressly permitted by the 1976 Copyright Act or in writing from the publisher. Please.

Past Performance and Results charts copyrighted by *Daily Racing Form*, Inc.

O. HENRY HOUSE WEST
BANNING, CALIFORNIA

The Follow Up editorial offices are located at:

1215 Alma St.
Glendale, CA 91202
(818) 546-8978

Please address all correspondence in response to any article or to express any opinions to this address. If you wish to submit material for consideration or wish a reply, please include a self-addressed, stamped envelope.

Richard Schmidt
Editor

The Inland Empire Institute and PIRCO are located at:

1390 E. 6th St. #5
Beaumont, CA 92223
(714) 845-5907

Please address any questions or comments you wish to make directly to Dr. Sartin to this address. Please include a self-addressed, stamped envelope if you wish a personal reply. Any books, manuals or computer programs should be ordered directly from PIRCO.

Howard G. Sartin, PH.D.
Founder and Chairman of the Board



A NOTE FROM THE PUBLISHER.

Just returned from an eight day sojourn in Oklahoma.

While there "The Hat" and I conferred with a team of Oklahoma attorneys and formed a new corporation: "The Sartin Methodology, Inc." All of our new lawyers are clients and dedicated handicappers who recognize the power of our programs, those currently in use and those planned for the future. They are vitally concerned with protecting us (and themselves) from the growing onslaught of pirates.

To this end, they have examined every means of copyright, patent and trademark. Further, they are fully prepared to litigate at the drop of an infringement. It takes FIVE YEARS to get a lawsuit into a California or New York court. By that time the damage from piracy could be immeasurable. In Oklahoma, it takes only 90 days for a case to be heard. Further, Oklahoma lawyers, especially those in tune with our cause, are more diligent in their pursuit of justice, less susceptible to the vagaries of friendly lawyer deals. i.e. they play hardball.

We have developed and legally protected the very first animated handicapping programs for both velocity and ENERGY! From under a Stetson and through a puff of pipe smoke have come formulae that actually move contending horses across a computer screen in projected order of finish. One of our attorneys put such a program to a test on May 25th at Blue Ribbon Downs, not exactly one of your banner class tracks. He won the Pick Six consolation, plus a number of exacta/quinella wagers.

He's convinced the program is unique. I'm sure the pirates will be also. They will latch on to the appeal of animation like fleas to a hound dog. Imitating animation is not hard. Emulating the formulae that moves the horses in projected order of finish; this is our secret! At the suggestion, nay insistence, of our legal counsel, we will be showing printouts from these animated programs in *The Follow Up* even before we have completed testing and offer them for licensing to you. This is being done (as we have several times in the past) to demonstrate their existence and establish our priority in the field.

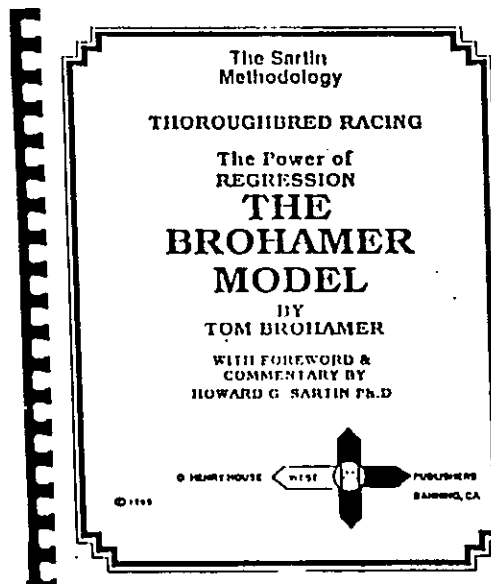
Tom Brohamer recently released a set of figures for Hollywood Park showing a paucity of winners on the dirt at all distances who were other than Early or Presser (see Schmidt's article in this issue, he quotes the statistics). This is very useful information at any track. Clients should be keeping their own records and know these things without having to wait

for bulletins from our qualified experts. In other words, you should all be experts on such matters.

One aspect of handicapping pioneered in print and spoken word by Dick Mitchell, is the absolute need record keeping. Your editor and I concur wholeheartedly. In fact, Schmidt preaches it daily. In this light, while I was in Oklahoma, "The Hat" and I developed some new PC programs designed specifically for record keeping. The first is one that is generally perceived by outside experts as one of the most outstanding aspects of the Sartin Methodology, the Brohamer Model:

NEW VELOCITY COMPUTER PROGRAM
(IBM & Compatible only)

THE BROHAMER MODEL-COMPUTERIZED



We left the rings, as in ring-bound, in the picture just to remind our star author of his humble beginnings.

The term "Brohamer Model" is generic to the modeling of any factor or combination of factors indigenous to making better handicapping decisions. In his book *Modern Pace Handicapping*, the ever-modest Tom Brohamer merely called it a decision model.

The program will model and average over 50 entries. The most obvious way to use the program is as it was originally designed. Ranking the winning horses by Factor W, Early Pace, Sustained Pace, Factor X and Median Energy %. There is also a comment column for your personal notes on a race: weather, class, change of bias or whatever. Exacta and place wagerers can also make a place model. In fact, it would be a good thing for all of you to make place models in order to train yourself for a handicapping future that includes successfully spotting place horses. Eventually you'll want to capitalize on all those exacta and quinella opportunities that many of you are now missing.

On the next page, I've printed out the program's initial screen to demonstrate the simple entry procedure together, with a mock model from 15 dates. I've also included some comment notes. This is just to show you what the program looks like and what it does.

You'll see that I've taken 15 six furlong races from various dates. There are several days when conditions produced a relatively sustained model. Generally it was early. The average %Median was 69.39. The model demonstrated that the winners were in the top two Factor W (1.8), the top two Early (2.0) and in the top three Sustained (2.7). The top three Factor X also dominated. Perusing this model of 15 races also shows that NO winners were ranked worse than 3 in Factor W. Early Pace produced only two winners not in the top three. While Sustained Pace had one winner with a four and two with five rankings. Only one winner had a Median Energy over 70%. Three winners had Median Energy of less than 69%.

Keeping this kind of model on a regular basis will keep you from wagering on contenders with little chance of winning. Keeping a similar model for place will dramatically enhance your exacta and quinella proficiency.

The program is quite flexible. It need not be limited to making a model of only the standard factors.

For instance, you can:

1: Model lengths behind or position at each call of winners or placers or whatever.

2: Model the number of Pace Lines you went back, or should have gone back to get the winner of a race.

MODELING POSITION OF WINNERS BY CALL

After %MEDIAN, CHANGE factors to:

From Factor W to
Position at 1st CALL:

From EARLY PACE to:
Position at 2nd CALL:

From SUSTAINED Pace to:
Position at STRETCH CALL:

From FACTOR X to:
POSITION AT FINISH
enetr 1 for winner.
2 if making Place Model)

Now lets see a BROHAMER MODEL AVERAGING THESE FACTORS:

The SARTIN METHODOLOGY, Inc

Presents

THE BROHAMER MODEL

SARTIN / BRADSHAW

MS/DOS Version By Jim Bradshaw

Copyright 1986, 1991

WIN - BROHAMER MODEL

ENTER DATE

?

%MED ENERGY

FACTOR W

EARLY PACE

SUSTAINED

FACTOR X

DISTANCE

#	DATE	%MED	BROHAMER MODEL-WIN			OTHER FACTORS		COMMENT
			FW	EP	SP	FX	DISTANCE	
1	1/12/91	69.65	1	1	3	2	6.0	FAST
2	1/14/91	69.78	1	2	5	3	6.0	FAST
3	1/16/91	69.21	2	3	1	2	6.0	RAIN
4	1/19/91	68.66	3	4	1	2	6.0	RAIN
5	1/21/91	67.99	3	4	1	3	6.0	MUD
6	1/26/91	69.55	2	2	3	2	6.0	DRYING - GO
7	1/29/91	69.66	1	1	3	2	6.0	FAST
8	2/02/91	69.89	1	1	3	2	6.0	FAST
9	2/12/91	—	—	—	—	—	—	WINNER NOT RANKED
10	2/18/91	69.99	2	1	5	3	6.0	EASY LO. WIND
11	2/21/91	70.01	1	1	3	1	6.0	EASY LEAD-WIND
12	2/27/91	69.78	2	2	4	2	6.0	FAST
13	3/01/91	67.67	3	3	3	3	6.0	LONG PRICE
14	4/22/91	69.56	2	2	1	2	6.0	FAST
15	4/19/91	69.44	2	2	2	3	6.0	FAST
AVERAGE			69.39	1.8	2	2.7	2.2	6f

		BROHAMER MODEL-WIN 3				OTHER FACTORS		DISTANCE	COMMENT
#	DATE	%MED	Pos 1	Pos 2	Pos 3	Pos 1	Pos 2		
1	1/12/91	89.45	3	Dev (4)	3	1	8	8.0	Long Shot
2	1/14/91	89.88	2	Elim 2	2	1	8	8.0	FAST
3	1/18/91	88.99	3	3	2	1	8	8.0	off pace
4	1/18/91	87.89	(5)	Dev (4)	(4)	1	8	8.0	Sustained
5	1/20/91	89.32	3	Elim 3	2	1	8	8.0	Long Shot
6	1/21/91	89.78	2	2	1	1	8	8.0	FAST
7	1/28/91	70.00	1	1	1	1	8	8.0	VERY FAST
8	1/30/91	89.89	2	2	1	1	8	8.0	BACK TO NOT M
AVERAGE									
		89.38	2.62	2.	2	1		6f.	

MODELING NUMBER OF RACES BACK OF PACE LINE THAT PRODUCED WINNER

Instead of Ranking Factor W, insert the number of races you went back to get the Winner. Enter the %MED., EP, SP and FX as usual. If you use a line that does not produce the winner, re-do the horse using better lines - until you find the winning line. When you find one that produces the winner, note the number of races you went back to get it. Now keep a model of this. At the end of each 20 races average your model. You'll soon begin to see just how far back you can, and should, be going to get the maximum number of winners. (Editor's Note: now why didn't I ever think of that!?!?)

Just as important, is determining the logic for using the specified line. Examine it carefully. If there seems to be no logical reason for using that line, accept the race as a loss. However, you will be pleasantly surprised at how often a less recent line is loaded with logical reasons for use.

A lot of PIRCO teachers say that they almost always use the last line. I think this is a subjective statistic. If they kept a model like this they would be able to state precisely how far they go back on average. Bradshaw and I keep such records. My average is 2.4. That is I use, on average, somewhere between the second and third race back as my predictive pace line. Further, we know that the second race back produces more winners than any other. Using it also steers us off a lot of horses whose last lines show a peak performance from which the animal will decline.

6

Delaware Charger**VALENZUELA P A**
Own. Meadowbrook Farm & Rickabough\$12,500 Br. Scofield L L (Cal)
Tr. La Croix David**116**

Entered 3 May 91 - 9 HOL

2May91-1Hol 1st Gf	:222	:452	1:103	Cln 12500	2 4 1 st 31	45	6103	Santos J A	LB 116	3.90	75-15	
12May91-1Hol 1st 7f	:214	:443	1:23	Cln 12500	9 2 21	21	31	35	Santos J A	LB 116	17.00	04-12
28Apr91-5Hol 1st Gf	:214	:443	1:101	Cln 20000	7 4 52	74	64	75	Garcia J A	LB 116	19.90	02-12
1Apr91-9SA 1st 1 st	:463	1:11	1:44	Cln c-10000	5 1 11	1 st 21	52		Santos J A	LB 115	9.10	01-16
2Mar91-3SA 1st Gf	:214	:45	1:091	Cln c-12500	3 3 31	44	34	26	Santos J A	LB 119	12.70	04-13
23Feb91-7AC 1st 51 st	:213	:443	1:033	Alw 7000	1 3 1 st 11	12	14		Hernandez M G	LB 117	2.20	06-00
10Feb91-8AC 1st 51 st	:222	:45	1:033	Alw 7000	1 4 41	41	1 st 21		Hernandez M G	LB 115	5.70	05-14
26Jan91-8AC 1st Gf	:221	:441	1:094	Alw 7000	3 4 21	42	43	21	Lopez A D	L 115	2.00	09-12
20Jan91-3AC 1st Gf	:223	:46	1:102	Md 12500	1 1 11	12	14	18	Lopez A D	LB 120	*1.10	07-10
15Dec90-2Hol 1st Gf	:222	:454	1:111	J+ Md 20000	7 2 3 rd 41	65	70		Meza R Q	LBb 116	4.00	75-17

Speed Index: Last Race: -9.0

3-Race Avg: -6.3

9-Race Avg: -1.1

LATEST WORKOUTS Apr 25 Hol 31st :362 B

Apr 18 Hol 51st 1:021 M

Par/Ex represents each contenders ranking against par Energy (or velocity) expenditure Early, Presser and Sustained. Jim "The Hat" calls this a horse's par excellence.

This velocity program will be demonstrated via overhead projector at both the Baltimore and Kansas City Seminars.

Here are the results:

4277—TENTH RACE, 6 Furlongs, Purse \$12,000, 4-year-olds and up.
Claiming price \$12,500-10,500.

Index	Horse and Jockey	WL	PP	ST	W	1/2	3/4	Str.	Fin.	To \$1
4204	Delaware Charger, P Valenzuela	116	3	1	1 1/2	1 1/2	-	1 st	1 st	11.90
(4186)	Santa Tecla (GB), J Santos	118	6	6	4 1/2	2 1/2	-	2 nd	2 nd	2.80
7223	More Than Green, R Faud	118	5	2	2 nd	4 1/2	-	4 1/2	3 1/2	12.80
3235	Bon Chance Robeno, D Flores	114	9	5	5 1/2	3 rd	-	3 rd	4 1/2	6.30
(4177)	Z Trump, O Berrio	111	7	8	8 1/2	8 1/2	-	5 1/2	5 th	16.10
4186	High Hook, G Stevens	116	1	9	10	10	-	8 1/2	8 1/2	3.50
4029	Rising Wine, J Garcia	114	8	7	7 3/4	6 1/2	-	6 1/2	7 1/2	22.50
3640	Monsieur Mason, F Mena	116	10	4	6 1/2	9 3/4	-	9 1/2	8 th	26.00
4139	The Key And I, R Baze	115	2	10	9 1/2	7 th	-	7 1/2	9 3/4	9.40
4040	Administer, L Pincay Jr	117	4	3	3 1/2	5 1/2	-	10	10	4.50

Scratched — Encorpedo (Brz), Heavy Water.

Claimed — Santa Tecla M & M Fennessy-Robert W Wright-12 500

3—DELAWARE CHARGER25.80 10.40 6.60 ✓

6—SANTA TECLA4.00 2.60 ✓

5—MORE THAN GREEN7.80

Time 22 :44 4/5, 57 2/5, 1 10 2/5, Track: Cloudy Fast Winner-dbb.g 87 Delaware
 Chief Lita's Rising Star Tr-David La Croix Mutual Pool \$260.298 Exakta Pool \$254.563
 Late Double Pool \$164.770 Trifecta Pool \$407.207.

\$2 EXACTA (3-6) PAID \$110.80 ✓

These are the only result chart records that count. Keep accurate and pertinent records from your handicapping. Result chart figures (as opposed to a handicapping model) for % Median, Factor W, Early Pace, Sustained Pace and Factor X are not very meaningful as predictors!

#	NAME	DIST.	1ST CALL	2ND CALL	FIN. CALL	1st B/L	2nd B/L	Stretch B/L	Final B/L
1	SANTA	6.5	22.1	45.0	116.4	7.50	2.00	0.10	0.00
2	DELW	7.0	21.4	44.3	123.0	7.50	0.50	0.50	5.00

Name	Total	Median	Factor X
DELW	56.40	69.94	65.78
SANTA	56.39	69.14	65.20

MATCH-UP

RANKINGS
=====

	E P	F W	H E	S P	F X	L X	Muv
	===	===	===	===	===	===	===
DELW	1	1	2	2	1	2	0.00
SANTA	2	2	1	1	2	1	3.24


MATCH-UP

	Par/ex E		Par/ex S
DELW		SANTA	
SANTA		DELW	

	Par/ex P
DELW	
SANTA	

COMPUGRAPH

SANTA
DELW



Dear Doc,

This is just a short note to let you know just how I feel after the seminar in Vegas. I will say that this was the best seminar I have yet attended, as I came away with a new found sense of confidence I did not come away with at other seminars. I finished off my stay on Sunday hitting 7 of 8 races I played, and there were other clients there who were asking me what I was doing different than them to cash so many tickets, my answer was simple, Look, Listen, Learn. That's all for now, thanks for straightening out my thoughts.

M.W.

One of many letters praising the April Seminar in Las Vegas. 7 of 8 is better than some Teaching Members did after that grueling 3 days. Maybe we should listen to OURSELVES more carefully.

And praising the effectiveness of the BROHAMER MODEL. Also, eat your heart out Mr. Editor; here's someone who thinks the yellow manual is easy to read and understand.

Dear Dr. Sartin,

Just a line to let you know how elated I am with the "Phase III" program! I got it in January and spent a lot of time on Gulf Stream. I went down the 1st of Feb. and screwed up a few times, then everything came together. The Brohamer model is the greatest asset anyone can have at the track. I also learned to pay close attention to the Fractional readout not just the "Rankings". I missed 2 big mutuels with horses that had for superior 2nd Frac. (Turn Time) than the rest of the contenders. It didn't happen again!

For most of the two months, and I was there everyday, sustained pace won and usually they were 1st to 3rd in total. I must admit I'm better in sprints than routes. In twenty race cycles, I was winning 80% of my sprints and only 70% of my routes. I went to 60% in one sprint cycle, but came right back. I'm digging into the routes hard to bring up my average. I got the Match Up program but I haven't done anything with it yet. I want to master the "Phase III" first.

I just got back and I'm starting FL next week. I can't wait to see how to win with it there. I'll be playing Belmont and Sar. also when they open. OTB is on the way to the track. Also I want to tell you, you do a splendid job on your manuals! They are easy to read and understand. ✓

I'm planning to come to Baltimore and Kansas City for your seminars.

I have been a speed handicapper for quite a few years, making my own var. and speed charts. Everything is boxed up and collecting mildew in the cellar. I am now a "Sartin Practitioner" exclusively.

Again, I thank you for helping me make real money at the track.

Sincerely,

J.S.

Editor's Column

As usual, this is the last part of *The Follow Up* to be completed. I normally leave it for the last minute so I can put in anything that wasn't decided until the last minute. Doc and Bert Mayne finalized this the night before we went to press:

ATTENTION ADVANCED HANDICAPPERS

In late August of this year, Bert will be hosting what we are calling a Handicapping Symposium for those dedicated to mastery in handicapping. The Symposium will be held August 23 thru 26th in Albany at our old friend, the Desmond Americana Hotel. The teachers will be Doc, Jim Bradshaw, Bert Mayne and your loyal editor.

The four of us will combine over the four days to attempt to teach handicapping on a professional level to those of you who have full time aspirations. We will feature the handicapping of live races, trips to the track (Saratoga, of course) and teletheater, and the development of a personalized system of sound money management. Every aspect of handicapping will be discussed, from opening the Form to making your bets.

This gathering is limited to clients who feel they are ready for an advanced, intensive immersion in handicapping and betting. No beginners or dilettantes, please. If you are interested in attending, please let Bert or the PIRCO office know as soon as possible. This will be by invitation only, and we need to make final arrangements by mid-July. Room reservations will need to be in by August 1st. As usual, Bert has arranged a special PIRCO room rate (\$90 single, \$98 double) at the Desmond, or you can stay wherever you please and commute.

Bert Mayne	-	(512) 234-4953 (evenings are best)
PIRCO Office	-	(714) 845-5907 (1-3 P.M. Pacific time for a live person, anytime for a recorder.)

* * * * *

Too cool to be believed dept. How would you like an IBM PC compatible computer you could put in your pocket? Say about the size of a Sharp 1360 and costing less than most laptops (\$600 or so). Sounds too good to be true, right? Well, boys and girls, Hewlett-Packard just introduced such an animal, and my phone has been ringing ever since it made the cover of *BYTE* magazine. Will this run our programs is the question of the hour.

The answer is: I think so. This nifty little wonder should have no trouble running anything we can load into it. The screen is a smaller than a regular laptop (40 by 16), but is much larger than the Sharp computers. Our stuff will run right out of the box, but you would have to scroll around to see the entire PC screen. However, with a few touch-ups, most of our programs can run. It comes with Lotus 1-2-3 built in, including pretty good graphics, so who knows what our massive programming department in Tulsa can do with this.

However, before you rush out to buy one of these little beauties, please wait until we have looked one over and decided just how useful it will be and how much we are going to support it. I have placed an order for one through a distributor I know, but I am told it may well be July or August before I can get my hands on one. I'm not the only one who wants one, it would seem. Stay tuned, and stop calling. We're working on it.

* * * * *

Speaking of computers, I just came across such a deal. In the recent Danmark catalog they have a Bondwell laptop for \$399. Bondwell is a semi-well known name in computers, and this one seems to be all you would need to run any of our programs. It is a 8088 (8 MHz) machine with 2 floppy disks, 640K, a port to attach a printer, DOS built in, weighs 8 pounds with battery. The battery lasts 6 hours (they claim, if you use your disk drives more, it will die fast) and spare batteries are \$29.99. The only fly in the ointment is that the screen is not backlit. Which is why it is so cheap. Expect to pay at least twice this price for a backlit screen, and the battery life will be cut in half.

Anyway, Howard has ordered several computers from Danmark for the PIRCO office, and they seem to provide good service. The phone number is 1-800-729-9000, 24 hours a day.

* * * * *

You aren't paying attention Dept.

I have had several calls in the past few weeks asking when a subscription to *The Follow Up* ends. The number of your last issue is always in the upper right hand corner of your mailing label. Right now, while you think of it, go get the envelope out of the trash and see if you need to renew. I do try to send out renewal notices, but as many of you know, I am not reliable.

If you have renewed as part of buying or upgrading K-Gen or ENERGY!, and your mailing label doesn't reflect the additional issues you paid for, please contact the office and get them to let me know what's going on. Occasionally a subscription gets on their computer, but not on mine. And I print the mailing labels.

* * * * *

Not to the swift, the race:
Not to the strong, the fight:

- Henry Van Dyke

The race is not always to the swift,
nor the battle to the strong,
but that's the way to bet.

- Daymon Runyon

Making Betting Decisions

by Dick Schmidt
with Tom Brohamer

Unlike the problem race section of *The Follow Up*, which has usually consisted of a race that demonstrates one or more aspects of the Methodology for you to handicap and learn from, this time I'm trying something new. I'm going to present three races to look at, and ask you to make betting decisions as well as pick horses. We'll also provide a bit more information about how the track is running than usual.

The three races are all from Hollywood Park and took place within one week. One was handicapped "live" in front of a workshop in Beaumont by Tom Brohamer, while the other two are races I handicapped while playing the following week. I believe that there is a great tendency among clients to bet every race they work, and to fail to differentiate among the betting opportunities offered. Therefore, I'm presenting three races where I think (and you are certainly free to disagree with me when we are all finished) that the optimum way to wager is to make an average bet on one, a prime bet on another and pass one altogether.

These races aren't really remarkable. They all turned up the same week at one track, and represent the typical betting decisions we must all face almost every time we go to the races. Tom Brohamer's race is exceptional only in that it is the only "prime" bet he found during the weekend. The other two are just races.

When you start talking about prime bets, you need all the information you can possibly get about not only the race, but the track as well. Tom Brohamer has made this point over and over, both in workshops and in his book, but still most clients won't go to the trouble of keeping even a simple track profile. Once again, these races demonstrate the value of a track profile, especially if your prime bets are 10 or 20 times as large as your regular wagers.

Hollywood Park has traditionally favored Early Pace. No surprise to anyone in Southern California, especially anyone keeping a track profile and following % Median (or % Early). All our tracks, to one degree or another, usually favor Early Pace, especially in sprints. However, early in the meet this year, the bias was dramatic (careful, it's changed since then). In the sprints, Tom tracked 23 races. 13 were won by Early horses, 9 by Pressers and 1 by a Sustained horse. That one Sustained win was in the only 7 furlong race in the sample, and the horse was 4 lengths back at the second call. This means that 96% of the races have been won by Early or Presser style runners. Does this mean that it is impossible for a Sustained horse to win? No, of course not. If the race sets up perfectly for a deep closer, he might make it, but when you have the choice of taking the 96% side of the bet or the 4% side, it's not too hard to know where to land.

The routes were almost as dramatic. Over 14 races, 5 had been won by Early horses, 8 by Pressers and again only one by a Sustained horse. A 93% to 7% bias. Now, doesn't that make things a bit clearer as you head into these races?

One other aspect of decision making we generally ignore in *The Follow Up*, if not at the track, is the odds. Yet the odds are a vital part of the process. The flaw you can overlook at 15-1 is unforgivable at even money. So, here are the odds on our three races. I have arranged the races in random order, and will give you the closing odds, lowest first.

Race 4

Magic Sister	4/5
On Final	7/2
Covell	4-1
Tee Ell Cee	7-1
Girl's Melody	14-1
Big Banita	15-1

Race 5

Perfect Fit	2-1
Let's go Flying	5/2
Major Howey	5-1
Warfield	7-1
Perfectly Proud	9-1
Sensitive Doctor	12-1
Babe North	32-1
Dirty Old Man	51-1

Race 1

Naturally Mitch	3-1
Danish to Go	3-1
Jazz Island	7/2
Cove Dancer	6-1
Reason to Flight	9-1
Remar	11-1
Monte Parmes	11-1
K's Baa Baa	18-1
Sammy's Birthday	20-1
Baron of Sonoita	34-1

What I think you should do to get the most out of this exercise is to handicap each of these races in light of the information I have given you, then step back and devise a betting strategy for all three races. Consider them to be the middle three races on the next card you handicap and them write down your planned bets and betting strategy. Don't feel you must pass one race, or make a big bet. Use a mythical \$2,000 bankroll, and structure your bets accordingly.

4th Hollywood



6 1/2 FURLONGS. (1,142) ALLOWANCE. Purse \$32,000. Fillies and mares. 3-year-olds and upward which have never won two races. Weights, 3-year-olds, 115 lbs.; older, 121 lbs. Non-winners of a race other than claiming allowed, 3 lbs.

LASIX—Girl's Melody, On Final, Covell, Tee Ell Cee, Big Banita.

Girl's Melody

BERRIO O A

Own.—Sullis J

16May91- 6Hol fst 6f	:214	:444	1:104	3+	④Md 50000
1May91- 6Hol fst 6f	:213	:444	1:111	3+	④Md 62500
10Apr91- 2SA fst 6f	:22	:46	1:183	④Md c-32000	
15Mar91- 6SA fst 6f	:22	:45	1:102	④Md Sp Wt	
16Feb91- 4SA fst 6f	:214	:45	1:103	④Md Sp Wt	

Speed Index: Last Race: -3.0

3-Race Avg.: -7.3

5-Race Avg.: -8.4

Overall Avg.: -8.4

LATEST WORKOUTS

May 25 SA 4f st :472 H

May 11 SA 5f st 1:001 H

Apr 26 SA 5f st 1:001 H

Apr 18 SA 4f st :473 H

Magic Sister

NAKATANI C S

Own.—Hirsch C L

18Apr91- 6Hol fst 6f	:214	:444	1:10	3+	④Alw 32000
20Apr91- 6SA fst 6f	:213	:443	1:17	④Md Sp Wt	

Speed Index: Last Race: -1.0

2-Race Avg.: -0.5

2-Race Avg.: -0.5

Overall Avg.: -0.5

LATEST WORKOUTS

May 24 Hol 5f st 1:003 H

May 13 Hol 6f st 1:152 H

May 8 Hol 5f st 1:01 H

May 2 Hol 6f st 1:14 H

On Final

DELAHOUSSE E

Own.—Scharbauer C Jr

6Feb91- 8SA fst 1 1/2	:472	1:121	1:433	④Alw 32000	
27Jan91- 7SA fst 6f	:22	:451	1:162	④Alw 32000	
22Dec90- 5Hol fst 1 1/2	:481	1:124	1:453	④Alw 32000	
25Nov90- 8Hol fst 1	:451	1:094	1:361	④Hol Strlt	

Speed Index: Last Race: -7.0

3-Race Avg.: -2.0

3-Race Avg.: -3.0

Overall Avg.: -3.6

LATEST WORKOUTS

May 24 Hol 6f st 1:142 H

May 17 Hol 5f st 1:004 H

May 11 Hol 5f st 1:013 H

May 5 Hol 5f st 1:02 H

Covell

FAUL R J

Own.—Adams C

17May91- 7Hol fst 6f	:214	:442	1:154	3+	④Alw 36000
5May91- 7Hol fst 6f	:22	:452	1:16	3+	④Alw 32000
11Apr91- 5SA fm 6f	:212	:441	1:14	④Alw 32000	
21Mar91- 7SA fst 6f	:214	:443	1:16	④Alw 36000	
28Feb91- 7SA sly 1	:471	1:122	1:382	④Alw 35000	
15Feb91- 8SA fst 7f	:223	:444	1:223	④Opening Bid	
5Jan91- 8SA my 6f	:213	:444	1:101	④Ls Flrs H	

Speed Index: Last Race: -1.0

3-Race Avg.: -1.3

7-Race Avg.: -2.4

Overall Avg.: -3.5

LATEST WORKOUTS

May 1 Fpx 4f st :49 H

Apr 6 Fpx 3f st :391 H

Apr 1 Fpx 5f st 1:043 H

Tee Ell Cee

PEDROZA M A

Own.—Siegel M-Jan-Samantha

1May91- 6Hol fst 6f	:213	:444	1:111	3+	④Md 62500
28Mar91- 6SA fst 6f	:214	:452	1:103	④Md 50000	

Speed Index: Last Race: -1.0

2-Race Avg.: -4.0

2-Race Avg.: -4.0

Overall Avg.: -4.0

LATEST WORKOUTS

May 17 Hol 5f st 1:002 H

Apr 25 Hol 5f st :58 H

Apr 13 SA 4f st :483 H

Big Banita

SOLIS A

Own.—Drakos C

10Mar91- 7SA fst 1	:461	1:113	1:374	④Alw 35000	
30Nov90- 5Hol fm 1 1/2	:472	1:12	1:431	④Alw 32000	
8Nov90- 4Hol fst 1 1/2	:464	1:114	1:434	④Md 50000	
21Oct90- 1SA fst 1 1/2	:46	1:111	1:461	④Md 32000	
3Sep90- 2Dmr fst 6f	:221	:452	1:112	④Md 32000	

Speed Index: Last Race: -24.0

1-Race Avg.: -24.0

1-Race Avg.: -24.0

Overall Avg.: -16.0

LATEST WORKOUTS

May 21 Hol 4f st :491 H

May 15 Hol 6f st 1:114 H

May 9 Hol 6f st 1:123 H

May 3 Hol 5f st 1:012 H

Lifetime 1991 -5 1 1 0 \$17,160
5 1 1 0 1990 0 M 0 0

1075

\$17,160

86-11 Gril's Mldy 11014 Gmrs Hbt 11544 Lyndss-Ir 1151 Zigzagged in lane 12
81-15 Tee Ell Cee 11514 Purdue Empress 11000 Grel Pster 1151 Weakened 11
66-19 Amydd 11724 Lrgo Mrgo 11744 Tismn's Mgc 1171 Veered in break 12
69-16 Tyzown 1172 Mandy Mack 1174 Caramel Desert 1175 Faltered 9
82-13 Briar's Irish Rose 1121 Gril's Melody 1172 Tyzown 1172 Good try 9

Lifetime 1991 2 1 0 1 \$20,200
2 1 0 1 1990 0 M 0 0

115

\$20,200

88-11 Chief Appeal 1141 Exchange 1172 Mgc Sister 1144 Weakened late 9
85-15 Magic Sister 1175 Tammy Lynn 1172 Lizad 1172 Driving 8

Lifetime 1991 2 0 0 1 \$4,800
6 1 1 1 1990 4 1 1 0 \$20,700

115

\$25,500

73-15 Nice Assy 1171 Assombrie 1171 Ms. Arso Smith 1141 Broke slowly 9
82-11 Unstrined Silvr 1183 Mobil Phon 1182 On Fin 1181 Bumped start 7
67-19 Fine Talk 1191 Lady Turk 1191 Simple Surprise 1163 Weakened 7
72-11 Cuddles 1200 Lite Light 1200 Garden Gal 1201 4-wide stretch 10

91-09 On Final 1191 Lady Turk 1191 I'm Really Dancing 1191 Wide trip 7
84-14 Dorky 1170 On Final 1171 On The Bubble 1170 Wide trip 12

Lifetime 1991 7 0 0 4 \$28,875
17 1 0 7 1990 8 1 0 2 \$29,750

121

\$62,675

90-09 Splndd Drm 1151 Mtns And Mnk 1170 Prky Sil 1130 Boxed in 1/8 9
84-11 Impertinent Lady 1151 Mitsuko 1192 Teri 1192 Bumped start 9
86-11 French Masterpiece 1201 Foggy Brook 1203 Covell 1202 Evenly late 8
89-13 Viento Bailador 1191 Cos Nostr-Ar 1151 Covell 1151 Bumped 3/16 7
70-20 Mydads Kleven 1171 Feverfew 1171 Covell 1181 Weakened 8
86-12 Dominant Dancer 1171 Mm Simb 1182 Covell 1190 Broke slowly 8
78-16 Classic Value 1162 Devil's Orchid 1163 Hsty Psty 1161 Broke slowly 6

82-12 Phil's Illusion 1190 France Soir 1161 Medic Mrvl 1191 Rallied late 8
77-18 Kimbry-Ur 1216 Dncng Lndsy 1211 Scrt Angl-En 1182 Wide trip 6
91-10 Covell 1201 Foggy Brooke 1181 Party Gras 1181 Wide trip 8

Lifetime 1991 -2 1 0 1 \$15,250
2 1 0 1 1990 0 M 0 0

112

\$15,250

84-15 Tee Ell Cee 11514 Purdue Empress 11000 Grel Pster 1151 Wide backstretch 11
77-16 Tiny Kristin 1174 Rich Pride 1171 Tee Ell Cee 1171 Wide early 12

Lifetime 1991 1 0 0 0 \$14,800
5 1 1 0 1990 4 1 1 0

112

\$14,800

55-14 Fntstic Wys 1190 Grnd Girlfriend 1191 Nt Rngl 1161 Wide early 9
74-14 Settle Symphony 1201 Srtog Succs 1170 Dwn Ss 1170 Weakened 9
81-17 Big Banita 1190 Office Gals 1191 Lucky Lady North 1191 Driving 8
71-18 Keepin' Peace 1123 Big Banita 1173 Carvona 1173 Held 2nd 12
67-09 Right Crossed 1171 Premier Affair 1171 Forstall 1170 Faltered 12

Overall Avg.: -16.0

5th Hollywood



6 1/2 FURLONGS. (1.142) ALLOWANCE. Purse \$32,000. 3-year-olds and upward which have not won \$3,000 other than maiden, claiming or starter. Weights, 3-year-olds, 115 lbs.; older, 121 lbs. Non-winners of a race other than claiming allowed 3 lbs.

LASIX—Babe North, Perfect Fit, Major Howey, Let's Go Flying, Dirty Old Man, Sensitive Doctor.

Babe North

PINCAY L JR
Own.—Cooke J K

1Sep90—5Dmr fm 1 1/4	481	1:122	1:433	Alw 36000
10Aug90—3Dmr fst 1	45	1:093	1:354	Cm 62500
4Jly90—9Hol fm 1 1/4	473	1:12	1:432	Alw 37000
13Jun90—6Hol fst 1 1/4	47	1:111	1:424	3+ Md 50000
3May90—2Hol fst 1	454	1:103	1:36	3+ Md 40000
11May90—4Hol fst 7f	22	1:442	1:233	3+ Md 40000
21Apr90—4SA fst 6f	22	1:092		Md Sp Wt

Speed Index: Last Race: -12.0
LATEST WORKOUTS May 24 Hol 4f st :48 Hg

B. g. 4, by Northern Baby—Princess East, by Prince John

Br.—Elmendorf Farm Inc (Ky)

Tr.—Robbins Jay M

4 4 53	421	77	78	Solis A	LBb 117	5.00
3 7 78	551	42	1nk	Solis A	Lb 115	7.80
7 2 211	54	68	681	Baze R A	Lb 115	9.10
10 2 21	2nd	131	141	Solis A	b 115	13.60
11 12 1113	891	371	210	Solis A	115	5.00
11 2 421	771	861	65	Stevens G L	115	2.70
6 2 21	451	614	623	Pedroza M A	118	13.80

118

Lifetime	1990	7	2	1	0	\$38,100
7 2 1 0	1989	0	M	0	0	
	Turt	2	0	0	0	
81-11	ChrgingRj117	117	117	117	117	5-wide stretch 9
87-16	BbNorth115	115	115	115	115	4-wide stretch 7
69-16	Forest Glow117	117	117	117	117	Outrun 9
86-12	Babe North115	115	115	115	115	Ridden out 10
74-20	MndPowr115	115	115	115	115	Erratic stretch 12
82-06	WnglssFlr115	115	115	115	115	Lugged in late 12
66-17	ThPrmMnstr118	118	118	118	118	Erratic early 8

Overall Avg.: -8.1

May 4 Hol 5f st 1:021 H

Perfect Fit

SOLIS A

Own.—Frankel-Moss-Moss

12May91—7Hol fst 6f	214	1:011	1:101	3+ Alw 32000
12May91—Steadied, bumped, boxed in, altered course early drive				
27Apr91—7Hol fst 6f	22	1:443	1:09	3+ Alw 32000
27Apr91—Broke slowly, lugged in early, 5-wide stretch				
4Apr91—6SA fst 6f	22	1:451	1:093	Md 45000

Speed Index: Last Race: -1.0
LATEST WORKOUTS May 20 Hol 4f st :47 H

Ch. c. 4, by Fighting Fit—Pinchinch, by T V Commercial

Br.—Frankel & Moss Mr-Mrs J S (Ky)

Tr.—Frankel Robert

7 5 53	611	631	22	Solis A	LB 118	7.10
4 11 871	741	551	471	Lovato A J5	LB 113	10.80e
5 5 1nd	2nd	2nd	1no	Solis A	B 118	4.20

118

Lifetime	1991	3	1	1	0	\$20,350
3 1 1 0	1990	0	M	0	0	
87-12	Keep Clear1212	1212	1212	1212	1212	Baba Ran1181
88-12	Magic Prospect1214	1214	1214	1214	1214	Baba Ran1181
88-15	PerfectFit118	118	118	118	118	Hard drive 11

Overall Avg.: +0.6

Apr 23 Hol 5f st 1:011 H

Perfectly Proud

FLORES D R

Own.—Opstein K

12May91—6Hol fst 6f	214	1:011	1:101	3+ Md Sp Wt
14Apr91—6SA fst 6f	212	1:092		Md Sp Wt
20Jan91—6SA fst 6f	214	1:03		Md Sp Wt
24Dec90—6Hol fst 1 1/4	473	1:124	1:451	Md Sp Wt
9Dec90—4Hol fst 6f	223	1:101	1:101	Md Sp Wt
25Nov90—6Hol fst 1	452	1:101	1:354	Md Sp Wt
28Oct90—6SA fst 6f	212	1:161		Md Sp Wt
13Oct90—6SA fst 6f	213	1:172		Md Sp Wt
14Jly90—6Hol fst 5f	214	1:04		Md Sp Wt

Speed Index: Last Race: +1.0
LATEST WORKOUTS May 9 Hol 7f st 1:272 H

B. c. 3(Mar), by Proud Birdie—Pleasure Perfect, by Honest Pleasure

Br.—Bowling C (Fla)

Tr.—Van Berg Jack C

9 1 411	2nd	1nd	13	Garcia J A	B 115	7.30
6 6 78	641	451	371	Garcia J A	B 118	11.10
8 2 631	531	651	641	Desormeaux K J	B 118	6.30
2 1 11	11	11	21	McCarron C J	B 118	1.80
4 3 21	2nd	21	23	Desormeaux K J	B 119	*1.20
5 1 1nd	1nd	21	26	Desormeaux K J	B 119	3.50
3 3 311	221	23	241	Desormeaux K J	B 117	3.40
4 3 1nd	1nd	11	31	Desormeaux K J	B 117	38.90
2 3 44	521	88	10111	Desormeaux K J	B 117	6.00

115

Lifetime	1991	3	1	0	1	\$19,600
9 1 4 2	1990	6	M	4	1	\$26,200
89-12	PerfectlyProud1152	1152	1152	1152	1152	Driving 9
82-12	NoUpprLmt1187	1187	1187	1187	1187	Steadied 3/16 10
78-12	IrPlsr1181	1181	1181	1181	1181	4-wide stretch 12
72-25	Fappiano'sSr1182	1182	1182	1182	1182	Held 2nd 7
86-08	BlueNeon1193	1193	1193	1193	1193	2nd best 7
79-11	MneMinister1196	1196	1196	1196	1196	2nd best 11
84-12	DocOfTheDy1174	1174	1174	1174	1174	2nd best 10
82-16	HotSociety117	117	117	117	117	Steadied late, 12
86-09	SouthrnJustice1173	1173	1173	1173	1173	Gave way 12

Overall Avg.: -5.0

Apr 22 Hol 4f st :501 H

Major Howey

NAKATANI C S

Own.—Miles Sarah Kita

28Jly90—10Lga fst 6f	214	1:122		B Htchnsn
15Jly90—4Lga fst 5f	222	1:041		Md Sp Wt
16Jun90—3Lga fst 5f	213	1:591		Md 40000

Speed Index: Last Race: -5.0
LATEST WORKOUTS May 24 Hol 3f st :36 H

Ch. c. 3(Feb), by Fast—Gaelic's Favor, by Gaelic Dancer

Br.—Todd R M (Wash)

Tr.—Cerin Vladimir

6 4 411	11	1nd	311	Steiner J J	118	*1.20
7 1 11	121	13	15	Steiner J J	118	3.40
9 3 421	33	21	2nk	Gonsalves F A	118	14.30

115

Lifetime	1990	3	1	1	1	\$11,565
3 1 1 1						
76-19	ImPortil1181	1181	1181	1181	1181	Tired 12
93-11	Major Howey1185	1185	1185	1185	1185	Easily 9
89-13	LastingObsidin118	118	118	118	118	Just missed 9

Overall Avg.: +0.3

May 7 Hol 5f st 1:00 H

Let's Go Flying

MCCARRON C J

Own.—Golden Eagle Farm

3Mar91—5SA gd 7f	223	1:241		Alw 32000
27Jan91—8SA fst 7f	22	1:222		Cal Brs Chp
23Dec90—6Hol fst 6f	22	1:102		Md Sp Wt

Speed Index: Last Race: -2.0
LATEST WORKOUTS May 24 Hol 5f st 1:011 H

B. g. 3(Feb), by Flying Paster—Go On With It, by Dewan

Br.—Mabee Mr-Mrs J C (Cal)

Tr.—Jones Gary

4 3 2nd	2nd	1nd	311	McCarron C J	Lb 120	3.50
6 1 42	421	46	58	McCarron C J	LB 115	7.40
4 1 21	21	11	131	McCarron C J	LB 118	4.60

115

Lifetime	1991	2	0	0	1	\$7,325
3 1 0 1	1990	1	1	0	0	\$15,730
80-18	StoneGod1201	1201	1201	1201	1201	Good effort 9
83-11	Apollo1191	1191	1191	1191	1191	Knockdown1161
88-10	Lt'sGFing1181	1181	1181	1181	1181	Wide early 8
	ShmOnTil1181	1181	1181	1181	1181	Bumped break 9

Overall Avg.: -3.3

May 8 Hol 5f st 1:011 H

Warfield**STEVENS G L**

Own.—Broccoli Mr—Mrs A

17Mar91- 7SA fsl 1 $\frac{1}{8}$:471 1:113 1:423 Alw 35000
 10Feb91- 6SA fsl 6 $\frac{1}{2}$:221 :451 1:162 Md Sp Wt
 8Jly90- 6Hol fsl 6f :22 :452 1:104 Md Sp Wt

Speed Index: Last Race: -2.0

LATEST WORKOUTS

● May 25 Hol 3f fsl :35 Hg

Ch. c. 3(Apr), by Roberto—Long Legend, by Reviewer

Br.—Hanes Mrs J W (Ky)

Tr.—Winick Randy

6 1 1hd 2hd 33 59 $\frac{1}{2}$ Delahoussaye E B 117 11.00
 1 1 2 $\frac{1}{2}$ 1 $\frac{1}{2}$ 1 $\frac{1}{2}$ Stevens G L B 118 5.30
 2 4 32 32 $\frac{1}{2}$ 47 $\frac{1}{2}$ 71 $\frac{1}{2}$ Stevens G L 117 *80

2-Race Avg.: -7.5

2-Race Avg.: -7.5

May 20 Hol 7f fsl 1:27 $\frac{1}{2}$ HMay 15 Hol 6f fsl 1:14 $\frac{1}{2}$ H

Overall Avg.: -8.3

May 9 Hol 6f fm 1:18 $\frac{1}{2}$ H (d)

Lifetime

3 1 0 0

1991 2 1 0 0

1990 1 M 0 0

\$16,275

\$16,275

115

80-10 Excavate 117 $\frac{1}{2}$ Quintana 117 $\frac{1}{2}$ King's Canyon 120 $\frac{1}{2}$ Gave way 8
 88-10 Warfield 118 $\frac{1}{2}$ What A Prospect 118 $\frac{1}{2}$ Majestic Class 118 $\frac{1}{2}$ Driving 11
 73-14 Stone God 117 $\frac{1}{2}$ Polar Ridge 117 $\frac{1}{2}$ King's Wailea 117 $\frac{1}{2}$ Faltered 7

Dirty Old Man**PEDROZA M A**

Own.—Forsythe & Murray

16Apr91- 9Hol fsl 7 $\frac{1}{2}$:45 1:29 $\frac{1}{2}$ Clm 32000
 18Apr91- 5SA fm 1 ①:453 1:092 1:333 Alw 35000
 31Oct90- 7SA fsl 1 $\frac{1}{8}$:464 1:102 1:43 3+ Alw 35000
 17Oct90- 5SA fsl 1 :454 1:102 1:352 3+ Alw 35000
 4Oct90- 2SA fsl 1 $\frac{1}{8}$:46 1:101 1:424 Clm 25000
 26Sep90- 11Fpx fsl 1 $\frac{1}{8}$:454 1:103 1:441 Clm 25000
 6Sep90- 3Dmr fsl 1 :454 1:101 1:35 Alw 36000
 22Aug90- 7Dmr fm 1 $\frac{1}{8}$ ①:48 1:122 1:443 Clm 75000
 27Jly90- 9Dmr fsl 1 :46 1:104 1:36 Clm 20000
 19Jly90- 5Hol fsl 6 $\frac{1}{2}$:221 :444 1:161 Clm 20000

Speed Index: Last Race: +5.0

LATEST WORKOUTS

Apr 12 SA 4f fsl :47 $\frac{1}{2}$ H

1-Race Avg.: +5.0

Apr 6 SA 5f fsl 1:14 $\frac{1}{2}$ HMar 30 SA 5f fsl 1:01 $\frac{1}{2}$ H

1-Race Avg.: +5.0

Overall Avg.: -1.1

Dk. b. or br. g. 4, by Boh's Dusty—Prodigal Princess, by Majestic Prince

Br.—Ballard B C (Ky)

Tr.—Nettles Kenneth

12 2 85 $\frac{1}{2}$ 85 $\frac{1}{2}$ 12 $\frac{1}{2}$ 122 $\frac{1}{2}$ Garcia J A LB 117 14.20
 1 5 53 $\frac{1}{2}$ 43 $\frac{1}{2}$ 78 912 $\frac{1}{2}$ Flores D R LB 117 22.40
 5 6 63 $\frac{1}{2}$ 53 $\frac{1}{2}$ 52 $\frac{1}{2}$ 22 Stevens G L LB 114 4.80
 1 9 84 $\frac{1}{2}$ 74 $\frac{1}{2}$ 54 55 $\frac{1}{2}$ Stevens G L LB 114 5.10
 8 5 52 $\frac{1}{2}$ 1hd 12 $\frac{1}{2}$ 14 $\frac{1}{2}$ Stevens G L LB 116 3.40
 6 5 42 $\frac{1}{2}$ 43 43 $\frac{1}{2}$ 32 $\frac{1}{2}$ Flores D R LB 116 3.40
 1 4 45 45 $\frac{1}{2}$ 59 61 $\frac{1}{2}$ Flores D R B 117 7.50
 6 4 32 3 $\frac{1}{2}$ 1hd 72 Baze R A B 115 14.80
 7 4 31 $\frac{1}{2}$ 11 $\frac{1}{2}$ 13 $\frac{1}{2}$ 15 Stevens G L 115 *2.70
 9 6 83 $\frac{1}{2}$ 52 $\frac{1}{2}$ 42 $\frac{1}{2}$ 31 Stevens G L 115 7.30

Lifetime

21 3 2 3

1991 2 0 0 0

1990 14 2 2 3

\$43,720

\$48,950

118

— Sftsh Sr Sht 117 $\frac{1}{2}$ Tls TO-GB 117 $\frac{1}{2}$ Pr Fil 117 $\frac{1}{2}$ Wide backstretch 12
 82-05 River Of Light 117 $\frac{1}{2}$ Barrq Fr 117 $\frac{1}{2}$ A Little Rgtime 117 $\frac{1}{2}$ Faltered 10
 86-15 Nijnskys Grndson 122 $\frac{1}{2}$ Dirty Old Mn 114 $\frac{1}{2}$ Hro Work 118 $\frac{1}{2}$ Wide trip 7
 84-15 Srs Flight 115 $\frac{1}{2}$ Njnskys Grndsn 121 $\frac{1}{2}$ Epls Wst 114 $\frac{1}{2}$ Steadied 1/16 10
 89-17 Dirty Old Man 116 $\frac{1}{2}$ Carrie's Glory 116 $\frac{1}{2}$ Riflemerker 116 $\frac{1}{2}$ Ridden out 9
 88-13 Regal Groom 116 $\frac{1}{2}$ He's Raja 116 $\frac{1}{2}$ Dirty Old Man 116 $\frac{1}{2}$ No excuse 9
 79-15 Bold Current 117 $\frac{1}{2}$ Masai Chief 112 $\frac{1}{2}$ Oh Wow 120 $\frac{1}{2}$ 4-wide stretch 6
 82-13 Meadow's Intrco 115 $\frac{1}{2}$ Dchi's Folly 115 $\frac{1}{2}$ El Toro 115 $\frac{1}{2}$ Wide 7/8 turn 9
 86-16 Dirty Old Mn 115 $\frac{1}{2}$ He's Rj 117 $\frac{1}{2}$ Exclusive Emigrnt 115 $\frac{1}{2}$ Ridden out 10
 93-12 Bold Guzzler 117 $\frac{1}{2}$ St. George 116 $\frac{1}{2}$ Dirty Old Man 115 $\frac{1}{2}$ Wide trip 9

Sensitive Doctor**MENA F**

Own.—Cho M K

27Apr91- 7Hol fsl 6f :22 :443 1:09 3+ Alw 32000
 27Apr91- Bumped, jostled start
 5Apr91- 7SA fsl 6 $\frac{1}{2}$:213 :443 1:153 Alw 32000
 9Mar91- 3SA fsl 6 $\frac{1}{2}$:214 :442 1:154 Alw 32000
 17Feb91- 5SA fsl 6f :212 :44 1:082 Alw 36000
 6Aug90- 7Dmr fsl 6f :213 :44 1:074 3+ Alw 33000
 21Feb90- 8SA fsl 6f :213 :443 1:091 @Bolsa Chica
 9Feb90- 7SA fsl 6f :213 :443 1:101 Alw 34000
 28Dec89- 6SA fsl 6f :22 :45 1:093 Md c-50000

Speed Index: Last Race: -10.0

LATEST WORKOUTS

May 18 Hol 6f fsl 1:12 $\frac{1}{2}$ H

3-Race Avg.: -3.3

● Apr 22 Hol 5f fsl :58 $\frac{1}{2}$ H

8-Race Avg.: -8.3

● Apr 17 Hol 5f fsl :59 $\frac{1}{2}$ H

Overall Avg.: -8.3

Mar 30 Hol 5f fsl 1:00 $\frac{1}{2}$ H

Ro. g. 4, by Dr Carter—So Sensitive, by Sensitive Prince

Br.—Heinz Janice A (Ky)

Tr.—Martinez Rafael A

5 6 910 96 $\frac{1}{2}$ 1013 1017 Baze R A LB 118 12.20
 1 5 11 $\frac{1}{2}$ 11 $\frac{1}{2}$ 32 58 Solis A LB 117 3.00
 1 7 13 13 2hd 313 Solis A LB 118 26.40
 6 4 32 42 $\frac{1}{2}$ 710 714 Flores D R LB 114 53.90
 5 5 63 $\frac{1}{2}$ 66 79 $\frac{1}{2}$ 721 Meza R Q 113 49.50
 4 5 32 $\frac{1}{2}$ 913 922 935 $\frac{1}{2}$ Meza R Q 114 49.00
 4 6 53 43 $\frac{1}{2}$ 47 510 $\frac{1}{2}$ Baze R A 117 11.80
 2 4 11 11 13 12 $\frac{1}{2}$ Valenzuela P A 118 5.50

Lifetime

8 1 0 1

1991 4 0 0 1

1990 3 0 0 0

\$5,600

\$19,100

118

78-12 Magic Prospect 121 $\frac{1}{2}$ Golden Voyager 121 $\frac{1}{2}$ Baba Ran 118 $\frac{1}{2}$ 11
 84-15 Marlar 117 $\frac{1}{2}$ Pappy Yokum 117 $\frac{1}{2}$ Macheath 117 $\frac{1}{2}$ Gave way 9
 89-12 King Of Will 112 $\frac{1}{2}$ Maxibob 118 $\frac{1}{2}$ Sensitive Doctor 118 $\frac{1}{2}$ Early speed 9
 80-11 Jacodra 116 $\frac{1}{2}$ Express II 114 $\frac{1}{2}$ Snow Perch 115 $\frac{1}{2}$ 4-wide stretch 7
 80-08 Cee's Tizzy 116 $\frac{1}{2}$ Candyman Bee 116 $\frac{1}{2}$ Mcheth 113 $\frac{1}{2}$ Wide 3/8 turn 7
 54-13 Burnt Hills 117 $\frac{1}{2}$ Shntin O. 119 $\frac{1}{2}$ Keep Cier 114 $\frac{1}{2}$ Bumped hard start 9
 74-23 Brnt Hills 120 $\frac{1}{2}$ On Mor Wrk 120 $\frac{1}{2}$ Tntd Prt 120 $\frac{1}{2}$ Wide into stretch 8
 90-10 Sensitive Doctor 118 $\frac{1}{2}$ He's Illustrious 118 $\frac{1}{2}$ Fire Back 118 $\frac{1}{2}$ 11

1st Hollywood



1 1/2 MILES. (1.573) CLAIMING. Purse \$13,000. 4-year-olds and upward. Weight, 121 lbs. Non-winners of two races at a mile or over since March 31 allowed 3 lbs.; such a race since then, 5 lbs. Claiming price \$12,500; if for \$10,500 allowed 2 lbs. (Races when entered for \$10,000 or less not considered.)

LASIX—Monte Parnes—Ar, Baron of Sonoita, Jazz Island, Reason to Fight, Sammy's Birthday, Rifleman, Cove Dancer, Danish to Go, Naturally Mitch, Remar.

Monte Parnes—Ar

B. h. 6, by Mountdrago—Parelo, by Troubadour III

PATTON D B
Own.—Lebowitz L

\$12,500

Br.—Haras La Biznaga (Arg)

Tr.—Fulton Jacques

6Apr91-10GG fm 1 1/4 :47 1:11 1:42 + Clm 3000
17Feb91-9SA fsl 1 1/4 :46 1:11 1:43 Clm 3200
12Jan91-3BM fm 1 1/4 :49 1:14 1:46 Clm 4000

12Jan91-Placed fourth through disqualification

24Dec90-9Hol fm 1 1/4 :46 1:10 1:47 3+ Clm 5000
9Dec90-3Hol fsl 1 1/4 :47 1:11 1:43 3+ Clm 5000
12Nov90-3Hol fm 1 1/4 :48 1:37 2:02 3+ Hcp 5000
5Nov90-4SA fsl 1 1/4 :47 1:11 1:48 3+ Riverbuoy H
29Sep90-10Fpx fsl 1 1/4 :45 1:10 1:41 3+ Alw 3500
23Sep90-12Fpx fsl 1 1/4 :47 1:11 1:42 3+ C B Affirbgh
31Aug90-9Dmr fsl 1 :45 1:10 1:35 3+ Clm 5000

Speed Index: Last Race: -12.0

3-Race Avg.: -5.3

6-Race Avg.: -3.3

LATEST WORKOUTS

May 10 Hol 7f fsl 1:27 1/2 H

May 3 Hol 6f fsl 1:13 1/2 H

Apr 18 SA 5f fsl 1:01 1/2 B

Mar 31 SA 7f fsl 1:25 1/2 H

Baron Of Sonoita

B. g. 5, by Orbit Ruler—Busy Ring, by Chios

TORRES H
Own.—Stamatakis A

\$12,500

Br.—Short D (Ariz)

Tr.—Baltas Richard

11May91-4Hol fsl 1 1/4 :46 1:10 1:43 Clm 12500
20Apr91-2SA fsl 1 1/4 :47 1:12 1:44 Clm 10000
3Apr91-9SA fsl 1 1/4 :46 1:11 1:44 Clm 16000
17Mar91-10Tup hy 1 1/4 :49 1:17 1:55 3+ Buckpasser H
23Feb91-5Tup fm 1 1/4 :48 1:14 1:47 Clm 12500

23Feb91-For amateur riders

13Feb91-8Tup fsl 1 1/4 :48 1:11 1:43 Clm 8000
4Feb91-9Tup fsl 1 1/4 :47 1:12 1:43 Clm 6250
13Jan91-4Tup sl 1 :49 1:16 1:44 Clm 8000
28Dec90-5Tup gd 1 1/4 :47 1:12 1:47 3+ Clm 5500
17Dec90-7Tup fsl 1 1/4 :46 1:10 1:42 3+ Clm 5500

Speed Index: Last Race: -4.0

3-Race Avg.: -5.0

8-Race Avg.: -3.2

LATEST WORKOUTS

May 3 Hol 4f fsl :51 H

Apr 13 Hol 5f fsl 1:02 1/2 H

Jazz Island *

Ch. g. 6, by Island Whirl—Jazz Era, by Olden Times

BERRIO O A

\$12,500

Br.—Koley & Lee (Fla)

Tr.—Pulich Michael

1May91-4Hol fsl 1 1/4 :46 1:12 1:51 Clm 12500

1May91-Bumped, shuffled back 7/8

20Apr91-2SA fsl 1 1/4 :47 1:12 1:44 Clm 10000
11Apr91-9SA fsl 1 :46 1:12 1:37 Clm 10000
16Feb91-9SA fsl 1 1/4 :46 1:12 1:43 Clm 18000
13Jan91-9SA fsl 1 1/4 :47 1:11 1:43 Clm 20000
28Dec90-9SA fsl 1 1/4 :46 1:11 1:43 3+ Clm 20000
17Nov90-9Hol fsl 1 1/4 :46 1:10 1:42 3+ Clm 32000
4Nov90-5SA fm 6 1/2 :21 1:24 :43 3+ Alw 36000
25Oct90-5SA fm 6 1/2 :21 1:24 :43 3+ Clm 70000
18Mar90-11PM fsl 1 :46 1:12 1:37 3+ P M MI H

Speed Index: Last Race: 0.0

3-Race Avg.: -5.3

8-Race Avg.: -6.7

LATEST WORKOUTS

Apr 8 SA 4f fsl :51 1/2 H

Lifetime 1991 3 9 0 0 \$1,500
39 4 3 4 1990 15 2 0 0 \$42,200
\$49,288 Turf 30 3 3 3 \$28,840

115

12 5 55 79 11201218 Snyder B D LB 115 16.70
1 6 74 63 66 1012 Meza R Q LB 115 25.70
1 6 75 75 53 52 Snyder B D LB 111 13.50

79-08 Port Washington 1164 Stanley-NZ1172 Denew115* Wide trip 12
76-12 Crackedbell117* Fuzzy Ruckus1164 Hoku1151 Rough trip 12
71-25 ProprRdr1164 Mr.Inovtor1164 BkrsBch1164 Took up hard 7/8 7
87-06 PortWashington1121Novelty1164 Individualist-En1142 Outrun 12
74-20 AdvotTrinnig1164 RitttonSpn1143 SplnddCrr1164 Wide early 8
79-12 BoldlyExcellent1144 Bnuz-Ar1144 PowB51141 Bumped early 7
90-12 AthniGrn-En1154 FnlForcst1183 GuchoAlrt-Ch1142 Lugged in 7
104 - MontePrnes-Ar121113 Bet Mehmet1184 IntercoJo1211 Driving 9
90-05 MySonnyBoy1154 He'sASros1152 StylishStud1173 No factor 10
84-13 KingTufn1184 MidwstKing1164 GuchoAlrt1164 Steaded 1/16 10

Overall Avg.: -5.2

Lifetime 1991 8 2 1 1 \$9,505
20 5 2 2 1990 4 1 1 0 \$2,320
\$16,193 Turf 4 1 0 0 \$4,636

1105

10 11 113 114 713 510 Parker S D5 LB 110 64.30
3 6 66 55 65 53 Garcia J A LB 117 5.60
8 11 118 107 107 84 Torres H B 115 46.10
4 9 926 814 55 35 Masters T A 115 90.40
5 6 613 533 1 14 McCarron M 140 4.50

87-12 MudDncr1154 BronOfSonoit1154 Klu'sCpr1183 Finished well 8
89-12 BronOfSonoit1194 HrdAVc1154 OJhnyG.1154 Game score 8
46-46 SkyWrior1174 MudDncr1154 SwornChrg1154 Lacked rally 10
71-28 BronOfSonoit1179 RglyGold1171 InTissr'sPrid1212 Drew clear 11
92-06 PoplPr1174 BronOfSonoit1171 InTissr'sPrid1194 Finished well 12

Overall Avg.: -2.8

Lifetime 1991 5 2 0 0 \$15,400
31 9 3 3 1990 9 1 1 1 \$41,318
\$120,356 Turf 2 8 0 0

1135

2 5 52 32 1nd 1 1/2 Berrio O A5 LBb 110 6.60

60-18 Jazz Island1154 Amawinner1154 Such A Wager1154 All out 10
64-22 R. T. F.'s Prid1172 Timdala1154 Remar1154 Faltered 10
76-12 AdvotTrinnig1177 GoGoArt1154 HonstJohn1154 Jostled start 11
79-20 CesarEduardo1174 Shearhope1164 RadarAlert1151 Weakened 11
79-16 ProvSpind1154 WorthyRif1154 Prinrswsntch1154 Gave way 8
90-15 RecitationSpin1154 Sobresir1164 WellAwre1164 Broke slowly 10
86-02 Way Wild1154 Neskimo-Fr1154 Kipper Kelly1121 Outrun 12
82-02 PismoPt1154 MjorCurnt1194 PchychGroundfog1164 Faltered 10
97-08 LincolnLogg1164 VwontAkd1194 Mr.Inovtor1164 5-wide 7/8 9

Overall Avg.: -8.2

Reason To Fight ***PINCAY L JR**
Own.—Lambert R J

4May91- 6Hol fst 1 1/2	:461	1:11	1:442
31Mar91- 4SA fst 1 1/2	:46	1:103	1:42
1Mar91- 5SA sly 1 1/2	:461	1:12	1:452
12Feb91- 5SA fm 1 1/4	Ⓢ:471	1:363	2:013
4Jan91- 9SA sly 1 1/4	:481	1:131	1:53
8Dec90- 2Hol fst 1 1/4	:46	1:11	1:50
11Nov90- 2Hol fst 1	:444	1:101	1:36
17Jan90- 4SA my 1 1/2	:473	1:13	1:444
20Dec89- 4Hol fst 1 1/2	:47	1:121	1:461
8Dec89- 2Hol fst 1 1/2	:463	1:121	1:461

Speed Index: Last Race: -5.0
LATEST WORKOUTS Apr 21 Hol 5f fst 1:00 4 H

Gr. g. 4, by Fit to Fight—Hall to El, by Hall to All

\$12,500 Br.—Gartell & Farish (Ky)

Tr.—Jory Jan P D

Clim 16000	11 9 914 993 810 661	Ortega L E	Lbb 115	66.90
Clim 22500	7 7 78 891 815 721	Santos J A	Lbb 113	25.90
Alw 35000	10 9 915 561 46 47	Delahoussaye E	Lbb 118	12.00
Alw 35000	12 10 10101171 1181 11143	Nakatani C S	Lbb 115	39.40
Clim 20000	6 8 812 79 1hd 12	Delahoussaye E	Lbb 116	26.60
3+ Md 28000	7 9 68 561 451 461	Desormeaux K J	Lbb 116	15.70
3+ Md 40000	9 11 1171 1212 1291 12161	Santos J A	Lb 118	44.00
Md 35000	2 11 641 53 361 3131	Stevens G L	115	16.80
Md 28000	7 8 751 731 44 671	Meza R Q	115	8.60
Md 35000	9 8 881 651 561 510	Stevens G L	115	11.10

3-Race Avg.: -6.6

9-Race Avg.: -11.4

Mar 22 Hol 4f fst :50 1 H

Lifetime 1991 5 1 0 0 \$14,725
14 1 1 1 1990 3 M 0 1 \$4,575**115**

73-22	Vote1151	Attesa1101	Gove1151	Wide backstretch	12
71-14	Avsurus1151	AdvocTrnng1151	GonnGLRch1161	4-wide stretch	8
69-31	Reppus Tuolluf1181	Habastar1215	Pappy Yokum1181	Rallied	10
65-20	Louve Bleu1151	Proclamer1151	CoolGoldMood1151	Wide trip	12
65-18	ReasonToFight1161	Estrnged1141	CubOne1151	Broke slowly	8
78-12	Ruff And Rum1181	Blew Up1161	Bravuro1161	No mishap	10
67-13	ProSros1161	Peerlss Currnt1181	PriorKing1161	Wide 3/8 turn	12
65-23	VideoRnger1171	GoldSlk1171	RsonToFight1151	Gained show	12
62-24	Actor1151	Gove1171	West Art1121		10
59-31	Silver's Son1171	Power Base1151	WestArt1105	Took up 1/4	12

Overall Avg.: -11.8

Sammy's Birthday**MENAF**

Own.—Brooksea Stable

20Apr91- 2SA fst 1 1/2	:47	1:12	1:443
12Apr91- 9SA fst 1 1/2	:462	1:113	1:45
23Mar91- 1SA fst 1	:452	1:11	1:372
14Mar91- 9SA gd 1 1/4	:462	1:112	1:52
7Mar91- 9SA fst 1 1/2	:47	1:11	1:424
22Feb91- 9SA fst 1 1/4	:464	1:37	2:033
9Feb91- 1SA fst 1 1/2	:464	1:113	1:441
17Jan91- 1SA fst 1 1/2	:464	1:111	1:442
3Jan91- 9SA sly 1 1/2	:464	1:111	1:441
2Nov90- 9SA fst 1 1/2	:461	1:11	1:432

Speed Index: Last Race: -5.0
LATEST WORKOUTS May 18 SA 4f fst :48 2 H

B. g. 5, by Marnalson—Wall Street Queen, by Dewan

\$12,500 Br.—Bretzfield S & Nancy (Ky)

Tr.—Searing Jerry

Clim 10000	6 9 911 991 98 731	Nakatani C S	Lbb 115	4.30
Clim 10000	6 7 791 671 731 411	Baze R A	Lbb 115	7.10
Clim 10000	5 8 9121071 631 231	Baze R A	Lbb 115	15.10
Clim 10000	2 4 39 481 35 431	Baze R A	Lbb 115	13.50
Clim 10000	3 7 691 58 48 481	Baze R A	Lbb 115	25.40
Clim 10000	3 8 761 551 561 551	Baze R A	Lbb 115	21.50
Clim 10000	5 11 11121111 88 791	Desormeaux K J	Lbb 115	12.20
Clim 10000	8 4 42 321 33 321	Baze R A	Lbb 115	36.50
Clim 10000	8 6 551 55 461 411	Baze R A	Lbb 115	32.90
3+ Clim 10000	8 9 981 12121213 12143	Lopez A D	Lb 115	51.00

3-Race Avg.: -5.0

10-Race Avg.: -7.8

May 3 SA 4f fst :50 1 H

Apr 7 SA 3f fst :36 2 H

Lifetime 1991 9 0 1 1 \$8,275
25 1 1 2 1990 9 0 0 1 \$4,575**115**

77-18	Jazz Island1151	Amawinner1151	Such AWager1151	Wide trip 10
76-21	Gove1151	Litigated1151	Round River-Fr1151	5-wide stretch 11
76-17	HrFndr1151	Sammy's Birthday1151	Dr.Brdy1100	6-wide stretch 10
66-21	RondRvr-Fr1161	Bndct's Prntz1151	HndsmWd1151	No mishap 9
80-20	Our Brand X.1151	Vote1171	Round River-Fr1151	No threat 8
70-19	Janitor-Br1151	TimeForSkrt1151	OurBrndX.1151	No mishap 12
73-18	ThrTimsOldr1151	TmForSkrt1151	OurBrndX.1151	Wide trip 12
78-18	GreyWriter1171	Oyraj1141	Sammy's Birthday1151	Bumped break 11
71-18	Gunmetal1171	Vancealot1151	Grey Writer1171	Broke slowly 9
71-14	GreyWriter1121	StylishMajesty1161	RumbosSeat1151	Wide trip 12

Overall Avg.: -7.8

K's Baa Baa**MARTINEZ F F**

Own.—Kimzey W J

24Apr91- 9Hol fst 7f	:221	:444	1:29
10Apr91- 9SA fst 6f	:22	:45	1:102
17Mar91- 9SA fst 1 1/2	:462	1:103	1:43
2Mar91- 9SA my 1	:474	1:132	1:401
16Feb91- 9SA fst 1 1/2	:464	1:112	1:423
3Feb91- 1SA fst 6f	:214	:443	1:144
19Jan91- 2SA fst 6f	:212	:434	1:154
4Nov90- 2SA fst 6f	:21	:441	1:094
17Oct90- 5SA fst 1	:454	1:102	1:352
29Sep90- 7Fpx fst 6f	:213	:45	1:16

Speed Index: Last Race: -9.0
LATEST WORKOUTS May 8 Fpx 3f fst :37 1 H

B. c. 4, by El Baba—Nodouble Digit, by Nodouble

\$12,500 Br.—Parrish Hill Farm (Ky)

Tr.—Kimzey Walter

Clim 16000	11 2 75 771 67 56	Martinez F F5	111	93.10
Clim 16000	6 9 99 11131115 991	Scott J M	115	101.70
Clim 20000	4 7 871 97 791 771	Scott J M	115	117.30
Clim 20000	1 1 421 551 68 7101	Scott J M	115	54.70
Clim 20000	9 4 751 751 711 411	Scott J M	114	103.20
Clim 20000	8 2 2hd 55 101110131	Berrio O A	114	77.90
Clim 25000	7 3 751 991 781 791	Scott J M	115	120.30
Clim 32000	1 9 761 861 881 88	Scott J M	116	64.30
3+ Alw 35000	6 10 1071 1021 1013 9141	Flores D R	117	72.40
3+ Alw 35000	2 2 22 22 341 69	Soto J F5	B 108	32.30

3-Race Avg.: -11.3

4-Race Avg.: -10.7

Apr 20 Fpx 5f fst 1:03 H

Apr 6 Fpx 3f fst :35 3 H

Lifetime 1991 7 0 0 0 \$1,850
17 2 2 1 1990 9 1 2 1 \$6,400**1105**

—	FrcklFcBo1141	GoGoArt1111	TmFrShms1171	5-wide stretch 12
74-19	IcyAmber1151	JoeNasr1171	ExoticEagle1100	4-wide stretch 11
81-10	Mgnlzd1151	Acrossword1151	OriginTrip1151	Awkward start 10
56-28	MontLgn1151	Crr's Glory1151	ScotOfFrtn1151	4-wide stretch 9
79-12	AdvocTrnng1171	GoGoArt1151	HonsJnn1151	6-wide stretch 11
82-07	ColonRumbo1161	GringoGrg1141	BrightAndRght1171	Faltered 11
81-14	MyLuckySon1151	Dr.Hart1161	HrrrowWhip1151	Lugged out trip 9
79-12	Andimo1161	Incndesctly1112	PrincConsort1161	Saved ground 10
76-15	SrosFlight1151	NjnskysGrndson1211	ExplsVst1141	No factor 10
88-03	PntOnMnd1141	H's Prdctbl1091	Thrhrmsrgld1151	Early fool 7

Overall Avg.: -9.3

Mar 30 Fpx 4f fst :47 4 H

Cove Dancer**SANTOS J A**

Own.—Brown R

4May91- 1Hol fst 1 1/2	:47	1:121	1:461
14Mar91- 9SA gd 1 1/4	:462	1:112	1:52
16Feb91- 9SA fst 1 1/2	:464	1:112	1:423
19Jan91- 9SA fst 1 1/2	:452	1:094	1:422
26Dec90- 2SA fm 1 1/4	Ⓢ:482	1:374	2:01
16Dec90- 9Hol fm 1 1/4	Ⓢ:464	1:111	1:464
1Dec90- 9Hol fm 1 1/2	Ⓢ:493	2:024	2:27
24Nov90- 4Hol fst 1 1/2	:472	1:122	1:45
25Oct90- 1SA fst 1 1/2	:462	1:113	1:432
15Sep90- 9Fpx fst 1 1/2	:463	1:113	1:441

Speed Index: Last Race: -10.0
LATEST WORKOUTS May 12 Hol 5f fst 1:05 H

Dk. b. or br. g. 4, by Sovereign Dancer—Turtle Cove, by Dr Fager

\$12,500 Br.—Tartan Farms Corp (Fla)

Tr.—Lewis Craig A

Clim 10000	12 11 11141191 531 311	Baze R A	Lbb 115	18.70
Clim 18000	4 8 711 712 881 671	Desormeaux K J	Lbb 115	7.70
Clim 20000	5 11 11151111 914 9161	Desormeaux K J	Lbb 114	17.20
Clim 32000	10 10 1015 871 981 991	Desormeaux K J	Lbb 114	14.20
3+ Alw 37000	4 3 43 43 541 56	Santos J A	Lbb 114	3.60
3+ Alw 32000	1 8 88 86 861 56	Desormeaux K J	Lbb 115	7.10
3+ Hcp 32000	1 12 1211 851 441 22	Desormeaux K J	Lbb 112	19.10
3+ Md 28000	1 8 861 631 41 11	Desormeaux K J	Lbb 116	*3.10
3+ Md 28000	8 10 971 631 25 271	Desormeaux K J	Lbb 115	3.80
3+ Md Sp Wt	7 4 43 56 611 617	Black C A	Lbb 114	*1.50

3-Race Avg.: -13.6

7-Race Avg.: -11.0

Apr 27 Hol 5f fst 1:05 H

Apr 19 SA 5f fst 1:03 H

Lifetime 1991 4 0 0 1 \$1,800
20 1 5 2 1990 15 1 5 1 \$42,915**115**

68-22	OriginalTrip1151	StalwrtExpress1151	CoveDncer1151	Rallied 12
62-21	RondRvr-Fr1161	Bndct'sPrntz1151	HndsmWd1151	No threat 9
74-12	AdvocTrnng1171	GGArt1151	HnstJhn1151	Pinched at break 11
82-09	Alndvon1161	RollingDont1151	Bbyscltds1151	6-wide stretch 11
77-17	TrtToblyft1171	StylishMjsty1171	CoolGldMd1131	Jostled start 8
88-04	Topelius1181	Military Shot1151	Rejim-Jr121	4-wide stretch 8
84-12	BigWring1151	CoveDncr11231	ApchPrnc1140	4-wide stretch 12
75-20	Cove Dancer1161	FiveStarFun1181	Almanac1131	Boxed in 1/4 11
78-16	Conquilt1171	Cove Dancer1151	LuckyNorman1161	Wide trip 12
74-10	Gomba1141	Prince MichaelLea1131	RunJohn1131	No mishap 10

Overall Avg.: -9.5

Apr 12 SA 6f fst 1:15 H

Danish To Go

B. g. 4, by Danebo—Devil's Demand, by Somethingfabulous

Lifetime 1991 1 0 0 0 \$825

6 1 2 0 1990 5 1 2 0 \$17,300

VALENZUELA P A

\$12,500

Br.—Stills-Getz et al (Cal)

Own.—Burke G W

5May91-10Hol fst 6f	:213	:441	1:093	34	Clim 10000
10Aug90-4Dmr fst 6f	:22	:444	1:163	34	Clim 32000
5July90-4Hol fst 6f	:22	:453	1:119	34	Clim 32000
7Jun90-4Hol fst 6f	:221	:451	1:101	34	Clim 32000
2May90-2Hol fst 6f	:214	:444	1:172	34	Clim 32000
20Apr90-4SA fst 6f	:22	:454	1:11		Clim 32000

Speed Index: Last Race: (—)

3-Race Avg.: (—)

12-Race Avg.: (—)

Overall Avg.: -6.6

LATEST WORKOUTS

May 15 Hol 3f fst :362 H

Apr 29 Hol 6f fst 1:133 H

Apr 23 Hol 6f fst 1:133 H

Apr 17 Hol 5f fst 1:012 H

Naturally Mitch

B. g. 6, by L'Natural—Fleur de Louise, by Fleet Velvet

Lifetime 1991 6 1 1 2 \$12,800

48 5 8 7 1990 17 2 5 0 \$30,137

BAZE R A

\$12,500

Br.—Christman Katie Davis (Cal)

Own.—Williams Sheila

1May91-4Hol fst 1 1/4	:462	1:112	1:514		Clim 10500
5Apr91-9SA fst 1 1/4	:47	1:113	1:442		Clim 10000
8Mar91-3SA fst 1 1/4	:464	1:113	1:451		Clim 10000
8Feb91-9SA fst 1 1/4	:463	1:11	1:43		Clim 12500
24Jan91-9SA fst 1 1/4	:454	1:11	1:45		Clim 10000
10Jan91-9SA fst 1 1/4	:461	1:104	1:442		Clim 10000
28Dec90-1Hol fst 1	:452	1:102	1:36	34	Clim 10500
24Nov90-1Hol fst 6f	:22	:443	1:161	34	Clim 10000
13July90-2Hol fst 1	:45	1:10	1:352		Clim 10000

Speed Index: Last Race: -1.0

3-Race Avg.: -4.0

8-Race Avg.: -5.3

Overall Avg.: -6.0

LATEST WORKOUTS

May 12 Hol 4f fst :481 H

Apr 25 Hol 6f fst 1:142 H

Apr 18 Hol 5f fst 1:004 H

Mar 29 Hol 6f fst 1:152 H

LATEST WORKOUTS

May 12 Hol 4f fst :481 H

Apr 25 Hol 6f fst 1:142 H

Apr 18 Hol 5f fst 1:004 H

Mar 29 Hol 6f fst 1:152 H

Remar

Dk. h. or br. g. 7, by Adios—Proof Enough, by Prove It

Lifetime 1991 4 0 0 2 \$5,400

54 8 5 11 1990 13 1 1 2 \$20,775

FLORES D R

\$12,500

Br.—Neels Mr—Mrs M (Cal)

Own.—Wolf D

11Apr91-9SA fst 1	:461	1:112	1:372		Clim 10000
22Mar91-9SA fst 1	:46	1:111	1:372		Clim 10000
27Feb91-9SA sly 1	:464	1:112	1:372		Clim 10000
9Feb91-1SA fst 1 1/4	:464	1:113	1:441		Clim 10000
31Dec90-9SA fst 1	:47	1:112	1:364	34	Clim 12500
12Dec90-5Hol fst 1	:461	1:112	1:364	34	Clim 12500
12Nov90-9Hol fst 1 1/4	:454	1:102	1:43	34	Clim 20000
28Oct90-9SA fst 1 1/4	:461	1:103	1:42	34	Clim 20000
15July90-2Hol fst 1 1/4	:483	1:392	2:041		Clim c-12500
27Jun90-9Hol fst 1 1/4	:47	1:111	1:49		Clim 16000

Speed Index: Last Race: -2.0

3-Race Avg.: -6.0

10-Race Avg.: -7.0

Overall Avg.: -7.0

LATEST WORKOUTS

May 10 SLR trt 5f fst 1:131 H

May 4 SLR trt 5f fst 1:043 H

Apr 3 SLR trt 5f fst 1:01 H

115

\$18,125

86-11 OIHnMcGill1165VldRmr1165HrdTMs1165	Broke in, bumped 11
85-09 DnshToGo1172BonChncRobt1173Intrflp1123	Drifted in 1/8 12
81-16 SnFernndoSlew1161DnshToGo1162WhiskyJck1162	Held 2nd 12
85-08 Vnc'sDncr1163DnshToGo1164GvisFr1174	Wide backstretch 12
82-13 HrrwWhip1160Intrflp11500Excllrbt1222	Bumped break 12
64-20 Incndscntly116JuicyJudg1163GrngoGrg1163	Off very slowly 11

115

\$84,662

74-25 JazzIsland1103NatrlyMitch1144Blcceno-Ar1154	Wide trip 9
77-21 Wymn1153Administer1153NatrlyMitch1153	6-wide into lane 9
76-15 RumboSeat1174BoldPinch1153NatrlyMitch1172	Wide trip 8
77-22 Bubastrelli1164Cub One1153Exotic Eagle1153	Rank 7/8 10
78-17 NatrlyMitch1153RisingCrt1153NoDndy1142	Lugged in lane 10
74-23 RumboSeat1153NoDndy1143Pirte'sAdventure1173	Weakened 11
82-10 MnMdss1173NatrlyMitch1133StlrltEprss1171	6-wide stretch 12
81-11 OnoGmmo1153GryWtr1143RoylCmnn1133	5-wide into lane 8
85-06 AgnKing1163Gntlmn'sStyl1162Hnd'sScrt1162	5-wide stretch 12
78-08 BuckInd'sHo1153CirciVwDrv1153Smln'Smly1155	Wide trip 12

115

\$144,950

76-22 R. T. F.'s Pride1172Timdala1152Remar1152	Evenly in lane 10
78-13 No Story1153Bisbee Flash1173Go Big Al1150	Came on 9
73-20 Re Run1154Blew Up1142Remar1153	Mild rally 9
77-18 ThrTmsOldr1154TfSrt1154OrBrndX1154	Altered path 3/16 12
71-21 Gibson's Choice1173FearlessDays1162NoStory1153	Wide 1/2 10
79-17 Simply Fabulous1153Re Run1154Remar1150	Bumped start 12
73-14 LuckyStreet1162ExoticEgle1160TimeForSkrtto1160	Faltered 11
76-13 TrtTobyft1164TmForSkrtto1163Thrsht101-En1163	Faltered 8
71-15 Ridge Rogue1154Re Run1173Worthy Rolfe1163	2nd best 8
86-17 WeyyakinRex1152SonOfOne1150Remar1160	Nipped for 2nd 7

First off, before we start looking at horses, let's look at the race and what we know about it. Because it is a 6 1/2 furlong race at Hollywood Park in May, 1991, thanks to Tom Brohamer's track profile we know that we should be favoring Early and Pressing horses almost to the exclusion of all others. The race is carded for 3 year old and up females who have never won two races lifetime. This is almost the same as non-winners of one, but a bit more restrictive. You won't see multiple claiming winners mixed in here.

When looking at conditioned allowance races, (nw-1, nw-2 etc.), carded for horses 3 and up, we should always favor the younger horses. Any horse still eligible for this race at 4 is a marginal animal at best. With all this in mind, let's look at the race. Since there are only 6 horses, I won't make a big deal out of contender selection, but focus on ESP analysis.

Girl's Melody - Here is what we call in the trade a dedicated Early horse. A horse that will kill for the lead. These horses are always a pleasure to have in the race, because you know exactly what they will try to do. She just won a maiden claimer and seems to be coming into form. We'll rate her off her top line.

Magic Sister - Another easy call. Early. However, not quite as Early as Girl's Melody. She is willing to run behind another horse, at least for a while, and has won from 1/2 a length back at the first call. This is a very good thing, as chances are she will be at least second at the first call today. The two pace lines are almost identical. I'll use the most recent.

On Final - I call this horse Sustained. It was up close in its first two races at the second call, but couldn't get closer than 4 1/2 lengths to a 21.4 opening quarter, which it will most likely face today. Since then, it seems to have lost what little early punch it had. Maybe being entered so far over her head discouraged her. She's been away for three months, so maybe she's all better, but if so, her works don't show it. I'll use the second line back, which is almost the same as throwing her out.

Covell - Another Sustained horse. You say Presser? I think you're being too generous. Draw a line through the grass race three back and take a look at her previous three sprints. At the second call in a 9 horse field, she was 5th. I know, she was only 3 back, but still fifth. This is not a horse who presses, but one who follows. Second back she was 7th of 9, and on March 21 she was 6th of 7. The last race gives her too much credit, as I feel she was sucked along by a fast pace. I'll use the second back. Remember, we don't want to do Sustained horses any favors.

Tee Ell Cee - Not much to go on, but seems to be an Early horse with a similar running pattern to Magic Sister, only not as fast. She tried to press once, and failed, then took the lead at the second call and won. Again, she is able to sit behind horses and still win. We don't know if she gives up when she can't get to the front by the second call, but we do have an indication that this may be true. Use the last line.

Big Banta - OK, so maybe we throw out one horse. Wait for this one to run a good sprint and then come back against a slow field of routers. Or better yet, wait for it to be shipped to Blue Ribbon Downs.

Right away, we can see that ESP has our race down to three horses. A little simple work with the match-up shows us that Tee Ell Cee probably can't keep up, but let's look at some numbers. When I handicapped the race, I used Phase I, and I'll show you the numbers I got (don't worry if you can't duplicate them, the book is coming). I also ran the race through ENERGY! As usual, when you've done your work right, both programs have the winner easily.

Phase I gives us Early Pace Ratings, Final Fraction Ratings and Total Pace Ratings. They are:

Girl's Melody	99	77	176
Magic Sister	99	81	180
On Final	87	85	172
Covell	91	83	174
Tee Ell Cee	100	76	176

Phase I shows Girl's Melody and Magic Sister both a length behind Tee Ell Cee, with Magic Sister dominating the third fraction. Neither of the other two horses can be within striking distance to win on this racetrack. Actually, all three of our Early horses ran against 44.4 second calls, and all were in the lead. The reason Tee Ell Cee has a slight advantage is because she ran on a day with a higher variant, which Phase I uses. Reality says that she most likely will not have the lead, but will be pressing Girl's Melody along with Magic Sister. Phase I is too crude a tool to make bets based on one point advantages. Look for 3 or 4 points, like we have here in the Total Pace Rating.

ENERGY! is far more precise, yet even it can be fooled by bad horses. Here is an example of how you can screw up even the best program. If you enter the three Early horses that we decided were contenders, you have the winner strongly on top, with the place horse more or less tied for second. Like Phase I, ENERGY! tells us that Tee Ell Cee will have the lead to the second call and then Magic Sister will blow by. Again, reality says it is slightly wrong, because Girl's Melody will die for the lead. No matter, looking at this printout, it is almost impossible to lose this race.

Now take a look the second ENERGY! printout. We've dumped in all five horses that show a pulse, and ENERGY! has taken us at our word; assuming that all five are legitimate win contenders. Magic Sister is so strong in this field that it is still a bet, but not a dominate horse. We also wind up betting on a horse that has almost no chance of winning on today's heavily biased track. Still a win, but the exacta is just about impossible to get based on these numbers.

This is a perfect example of why Doc had Jimmy write a track profile program for you when he was back in Oklahoma. With a track profile, we see ENERGY! in all its awesome power. Without, we have a mishmash, because we have lied to our computer by putting in non-contenders. You don't need to

E N E R G Y
* * * * *

Race: 0527H4 Dist = 6.5 FURLONGS Comments: FU RACE

Name	Total	RAW	
		Median	Factor X
MAGIC	170.04	69.35	66.23
GIRL'	168.71	69.90	65.98
TEE	167.99	70.23	66.02

Name	Total	Automatic ADJUSTED	
		Median	Lex
MAGIC	169.92	69.45	30.54
GIRL'	169.03	69.64	30.35
TEE	168.55	69.77	30.22

Pace	Matchup		
	F 1	F 2	F 3
TEE	36.02	33.88	30.68
GIRL'	35.75	33.88	29.97
MAGIC	35.64	33.80	30.68

Name	Varius Units of Energy		
	Emuv	Smuv	uXr
MAGIC	0.088	0.088	0.175
GIRL'	0.054	0.294	0.349
TEE	0.000	0.380	0.380

PARAGON A	PARAGON B	ENERGIZER	VARIEGATE
MAGIC	MAGIC	MAGIC	Sustained

RANKINGS
=====

	E P	P R	H E	S P	L X	F X	Muv
	===	===	===	===	===	===	===
MAGIC	1	1	1	1	1	1	0.00
TEE	2	3	3	3	3	3	0.08
GIRL'S	3	2	2	2	2	2	0.34

Paragon A

MAGIC 00000000000000000000
GIRL' 00000000000000000000
TEE 00000000000000000000

Paragon B

MAGIC 00000000000000000000
GIRL' 00000000000000000000
TEE 00000000000000000000

E N E R G Y

* * * * *

Race: 05274A Dist = 6.5 FURLONGS Comments: FU RACE

Name	Total	RAW		Manually ADJUSTED	Name	Total	Median	Lex
		Median	Factor X					
MAGIC	170.04	69.35	66.23	ON FI	170.22	68.45	31.54	
COVEL	168.88	68.48	66.39	MAGIC	170.22	69.35	30.64	
ON FI	168.72	68.46	66.15	TEE	170.21	70.18	29.81	
GIRL'	168.71	69.90	65.98	GIRL'	170.21	69.87	30.12	
TEE	167.99	70.23	66.02	COVEL	170.20	68.46	31.53	

Pace	Matchup			Name	Varius		
	F 1	F 2	F 3		Units of Energy	Emuv	uXr
TEE	36.22	34.01	31.55	TEE	0.000	0.593	0.593
GIRL'	35.86	34.01	30.11	GIRL'	0.086	0.573	0.658
MAGIC	35.59	33.76	30.64	MAGIC	0.175	0.484	0.659
COVEL	34.86	33.59	31.52	COVEL	0.410	0.418	0.828
ON FI	34.60	33.84	31.55	ON FI	0.485	0.485	0.969

PARAGON A	PARAGON B	ENERGIZER	VARIEGATE
TEE	ON FI	MAGIC	S/P Presser

RANKINGS

=====

	E P	P R	H E	S P	L X	F X	Muv
	===	===	===	===	===	===	===
TEE	1	3	5	5	5	4	0.00
GIRL'S	2	2	4	4	4	5	0.79
MAGIC	3	1	3	3	3	2	1.41
COVELL	4	4	2	2	2	1	3.55
ON FIN	5	4	1	1	1	3	4.47

Paragon A

TEE 00000000000000000000
 GIRL' 0000000000000000
 MAGIC 00000000000000

Paragon B

ON FI 00000000000000000000
 MAGIC 0000000000000000
 COVEL 00000000000000

buy a program to keep a track profile, (I'll include a form you can copy that will do the job. AGAIN!) but Jimmy's program has many snazzy features. Chose whatever you think you will actually use, and then do it.

OK, the sermon is over. Now what about our bets? How many of you tried to beat that 4/5 favorite, or decided to pass because the odds were too low? Wrong! This is a perfectly bettable race. Our top two horses are 4/5 and 14-1. Admittedly, a 60/40 split leaves a thin profit (but a profit none the less), but a more realistic split of 70/30 or even 80/20 works just fine. I used 80/20 and showed a 52% ROI on the bet (\$80 and \$20. $40 \times \$3.80 = \152).

I also bet the exacta. What, Schmidt betting exactas? What is the world coming to? Sure I bet exactas. I just try to bet them intelligently. First off, I'm going to look for a race where I think that a small group of horses is going to win and place. Like this one. We have three horses that seem to dominate this field, so I'm willing to bet that they produce the winner and place horse among them.

The odds make the bet easy to structure. I used a \$5.00 box with Girl's Melody and Tee Ell Cee. If Magic Sister fails, then these two should dominate the race and come home at a fat price. Girl over Tee was \$145 and the reverse was over \$90.

Next, I bet two \$20 one way exactas, putting Magic Sister on top of both the others. This is how I expected the race to run, and this is where most of my money went. This gives me 66% of my money bet to win, 33% in the exactas. This proportion is probably a little high, but I was confident.

So let's look at the possible outcomes. I have made a modest bet (7.5% of my bankroll) on a race I think I understand very well. I'm not going to make a prime bet because the odds are so short, but I'm certainly going to play the race. If I'm correct, I collect an \$80 win bet and a \$20 exacta. If I'm a little wrong, I collect the win bet and more or less break even. If Magic Sister stumbles or doesn't run, I have a chance at a large exacta. And if I'm completely wrong and Big Banita or one of the Sustained horses wins, I lose it all.

I feel that this is as it should be. When you are wrong about a race, you are *supposed* to lose. Don't make the mistake of trying to cover all eventualities in the exotic pools. You'll just wind up diluting your wins and fighting to stay even. In this race, our expectations were met, and the race came out as we predicted. Our dedicated front runner went to the lead, the other two stalked her and sailed past when she blew up. Just like it's supposed to happen.

Now, let's look at our next race, race 5 from the same day.

This is almost the counterpart of the last race for males. It is carded in the more traditional non-winners of one format, allowing in any horse three years old or older who hasn't won an allowance or better race. Claiming races don't count.

Let's take a look at the horses, one by one:

Babe North - Coming back after 9 months. Running style is hard to discern, but I suppose Presser is close enough. This horse seems to be a router, and most of the time I tend to pass on routers coming back off long layoffs in a sprint. The works are nothing special and I didn't make this horse a contender.

Perfect Fit - I said before that we should prefer 3 year olds in this type of race. Here is an exception. This horse got a late start and didn't run as a three year old, so it is perfectly logical that it should still be eligible for this race. When facing the sort of times he is likely to see today, he is a Presser. The horse had a world of trouble in his last two races, so I guess we could use the maiden win. I'm not real happy about doing that. What I usually do in cases like this is run all three lines and take the one that seems most normal. In this case, all three are almost exactly the same in Phase I.

Perfectly Proud - After 9 tries, this horse finally broke its maiden. It is a Early/Presser, a horse that can run either way. The perfect pattern for today's track. The last race is its best ever, but I'd accept it. Be aware that this horse is taking a major (but logical) step up in class, and to date hasn't exactly set the world on fire. On the other hand, 9-1 seems generous.

Major Howey - Off for 10 months, this horse did very well at a lesser track against slow times. I'd call him an Early/Presser, but I'm stuck using the second back to make him competitive.

Let's Go Flying - Coming back after two months, his last was at today's level and the horse seems to be an Early/Presser. Plenty of distance to his works, but little speed. I guess the last line.

Fair Cannon - Another layoff horse. He failed against a 44 last time, but that was in December. Second back is probably the best line to use. The works are slow, but they are nicely spaced. (This horse was scratched at the gate).

Warfield - Another horse coming back from a layoff.

WARRAGH! Enough already. Warfield might run back to his second back, but might not. Dirty Old Man doesn't appear to be able to sprint and Sensitive Doctor might run back to his form of earlier in the year, and might not. His last race is terrible. This is a terrible race.

Note I'm not saying the race is terrible because it is low class. We just bet a race run half an hour before this one at the same class. This is just a messy race. The only horse without a questionable paceline is Perfectly Proud, a horse that took 9 tries to break its maiden. All the rest are speculative.

If Perfect Fit doesn't get into trouble . . .
If Major Howey is fit and can go 6 1/2 . . .
If Let's Go can run against a faster pace . . .
If Warfield can repeat its one good race . . .

I think you get the idea. Now, I don't want to hear from 40 of you guys saying that you got this race using Synergism II or K-Gen or ENERGY!. Sure you can get it. So can I, now. If you forgive the last race for Major Howey, accept a Longacres 5 1/2 furlongs line and do a lot of adjustments, you can get this horse. Maybe. If you Mickey Mouse around enough, you can probably get the exacta. Don't forget to be equally forgiving with all the other horses.

Another consideration. Unless you like Babe North or Dirty Old Man, you aren't being paid very well for betting into a race that any of about six horses can win. The crowd is betting with its usual manic enthusiasm, and has made the two semi-logical horses favorites. The handicapping algorithm I used to play this race is as follows:

speculative pacelines + layoffs + unknowns
low price = PASS

Remember, I didn't say this was an impossible race to win. I'm sure several of you reading this took a swing at this race and had the winner in the top two somewhere. I just don't think this is the kind of race you want to make a living with. The only horse we didn't have to speculate on didn't hit the board. Maybe you can talk yourself into thinking Let's Go Flying is a good place bet, but I want a lot more than \$4.20 when I take a flyer (yes, that was a pun) like that. If you have any professional aspirations, learn to pass this kind of race.

* * * * *

This next race is Tom Brohamer's contribution to this article. He handicapped this race "live" in front of the workshop he recently gave in Beaumont several hours before the race was run. I'll write it up as I remember it, but if I make any mistakes, please write to Tom and berate him. (As you read this, Tom is blissfully floating in a lake in the Sierras flyfishing. Sharks aren't common in Twin Lakes, so the best we can hope for is a puncture in his float tube. No one should be *that* damn happy.)

Before we go over the horses one by one, let's take a quick look at how ESP sets up the race:

<u>Early</u>	<u>E/Presser</u>	<u>Presser</u>	<u>Sustained</u>
Danish to Go	Jazz Island	none	Every other damn horse in the race!!!

OK, were done. Go bet a lot of money. There are only two horses with a prayer of winning this race. Remember that 93% to 7% tilt in favor of Early and Pressers? We have exactly two of them in this race, with everyone else being either Sustained or showing no form at all. With both our contenders at over 3 to 1, split your bet 50-50 and enjoy the race.

If you want to go further, as Tom did for the class, we'll compare the two horses we have left.

Jazz Island - Coming off two strong efforts, he overcame a world of trouble to win last time out, and won with apparent ease the time before. Since he won't get the lead today, it is important to note that he can run behind other horses and still win. A professional racehorse spotted perfectly today.

Danish To Go - Can have just about as big a lead as he wants in this field. The question is how long can he hold it. This is his first time in a route, and a mile and 3/16ths is asking a lot of a sprinter. The horse is moving up off a loss, and this is its second race back after a long layoff. All of this makes the horse a minor question mark.

The more conservative among you can bet both horses with no problem. Tom fearlessly called this a one horse bet, the only question being the price we might receive on such a stick out. In class, we decided we would take the horse to at least 9/5, with 8/5 a possibility. Less than that and we pass or use it only in doubles. When we found out it paid over \$9.00, we were all stunned.

Tom made the point, after we got over groaning, that we shouldn't be too surprised at these odds. Consider Naturally Mitch. Just missed beating Jazz Island last time. Jazz Island has won two in a row. The "smart" money went on the horse that was "due," and laid off the horse facing the daunting task of winning three in a row. Not a bad analysis of the race, if you don't have a track profile or do ESP analysis.

Had I been at the track, here is how I would have bet. I noted this bet down long before the race was run, and though it isn't as perceptive as I thought it was at the time, I'll stick with it. My bet would be \$400 to win on Jazz Island. 20% of bank is way too bold unless you have the insights and confidence a strong track profile gives you.

I felt that Danish To Go would fold up early on, and that any one of 4 or 5 horses had a chance to place, with Naturally Mitch the most likely. Therefore, I stayed completely out of the exotic pools. We'll ignore the daily double, as I can't show you the second race, and we didn't handicap it in class. From the high ground of hindsight, this looks like an error. Our two win contenders finished 1 - 2, and the exacta paid over \$40 and the third horse was 6 lengths behind Danish. Some dumb call, I suppose, but I'll make calls like this most of the time.

I feel strongly that the only time you want any part of the exotic pools is when you have a clear insight that two or three horses really stick out in the field, and that the win and place horse will come from

this group. As I said, I didn't feel the bias towards Early was that strong, and I expected Danish to fold his tent and make way for one of the Sustained runners well before the sixteenth pole. Since I can make a case for several of the late horses, and none seem to stick out, I chose to pass. Had I been at the track, I would have watched the man count out 18 hundred dollar bills into my hand after this race. That would have been nice.

The point I want to leave you with is one that has preoccupied me for the last 8 months. You need to handicap a card in the same way you handicap a race. Look at the 9 races like 9 horses in a single race. The one looks real good, the four is ok, the five is a pig. Then concentrate your bets on those races that represent an opportunity to pick the winner and be well rewarded for your efforts.

Most of you handicap well enough to easily make a living at the track, if only you concentrated your efforts on those races that promised to give you a true "run for your money" and a respectable payoff those times you are right.

One last thing. Be very cautious with prime bets, especially on one horse. No matter how good you are, you'll lose more than you win. Unless you are bullet proof in your handicapping and money management, this can really hurt you. It is quite possible to win 4 of 5 and still lose money. For the vast majority of us, two horse betting is still the best way to go. Think back to before you found religion and joined PIRCO. Remember how painful those long losing streaks were? Start doing too much one horse betting and you can recapture that feeling all over again.

Let's be careful out there, people.

* * * * *

I don't do anything that's bad for me. I don't like to be made nervous or angry. Any time you get upset it tears down your nervous system.

- May West

Track: **TRACK PROFILE** Distance:

[illegible][illegible]

4235—FOURTH RACE. 6½ furlongs. 3 year olds & up. Fillies & mares. Allowance. Purse \$32,000.

Index	Horse and Jockey	Wt.	PP	ST	¼	½	¾	Str.	Fin.	To \$1
4172	Magic Sister, Nktam	115	2	2	3 ^{hd}	1 ^{hd}	-	11	13	.90
(4053)	Tee Ell Cee, Pedrosa	112	5	3	2½	2½	-	23½	21	6.80
3287	On Final, Delahoussaye	116	3	6	5 ^{hd}	51	-	3½	32¼	3.50
4164	Covell, Fritl	121	4	5	6	6	-	43½	47½	4.20
3511	Big Banita, Solis	113	6	1	43	41½	-	52½	514	15.70
(4154)	Girl's Melody, Brio	108	1	4	11½	32	-	6	6	14.80

Scratched - None.

2—MAGIC SISTER	3.80	2.80	2.20
5—TEE ELL CEE	4.20	2.80	
3—ON FINAL		2.80	

Time -22.44 4/5, 1.10, 1.16 3/5. Cloudy & fast. Winner—dbb.t.98 Mr. Redoy Gils
 Magic. Trained by Warren Stute. Mutuel pool - \$377,412. Exacta pool - \$377,801.

\$2 EXACTA (2-5) PAID \$16.00**4236**—FIFTH RACE. 6½ furlongs. 3 year olds & up. Allowance. Purse \$32,000.

Index	Horse and Jockey	Wt.	PP	ST	¼	½	¾	Str.	Fin.	To \$1
Major Howey, Nakatani	115	5	5	55	41½	-	-	34	1 ^{nk}	5.50
3464 Let's Go Flying, McCrm	115	6	2	2 ^{hd}	1 ^{hd}	-	-	2 ^{hd}	2½	2.60
4136 Perfect Fit, Solis	118	2	4	31	31	-	-	1 ^{hd}	32	2.20
3556 Warfield, Stevens	115	7	6	61½	63½	-	-	41	49	7.40
(4135) Perfectly Proud, Flores	115	3	1	1½	2½	-	-	55	5½	9.00
8302 Babe North, Pincay	118	1	8	85	82	-	-	71½	61½	32.00
Network, Delahoussaye	121	4	9	9	9	-	-	9	7 ^{nk}	8.70
4056 Dirty Old Man, Pedrosa	118	8	7	75	74	-	-	61½	83	51.50
4034 Sensitive Doctor, Mena	118	9	3	41	52½	-	-	8 ^{hd}	9	12.10

Scratched - Fair Cannon, Baha Ran.

5—MAJOR HOWEY	13.00	6.00	3.40
6—LET'S GO FLYING	4.20	2.60	
2—PERFECT FIT		2.40	

Time 21 2/5, 44, 1.09 1/5, 1.15 3/5. Cloudy & fast. Winner—ch.c.88 Fast - Gaelic's
 Favor. Trained by Vladimir Cenn. Mutuel pool - \$481,104. Exacta pool - \$536,725.

\$2 EXACTA (5-6) PAID \$50.80**HOLLYWOOD PARK CHARTS**

Copyright 1991 by News America Publications.

At Hollywood Park, Inglewood, Calif.

Saturday, May 19, 1991—16th day of 67-day meeting.

All finishes confirmed by Eclipse Photography Inc.

4167—FIRST RACE. 1-3/18 miles. 4 year olds & up. Claiming prices \$12,500-\$10,500. Purse \$13,000.

Index	Horse and Jockey	Wt.	PP	ST	¼	½	¾	Str.	Fin.	To \$1
(4061) Jazz Island, Berto	113	3	1	22	22	22½	1 ^{hd}	12		3.60
4093 Danish To Go, Vinzuela	116	8	2	11½	11½	11½	26	26		3.40
3711 Remar, Flores	115	10	3	43½	44	51½	41½	3 ^{nk}		11.50
4124 Baron Of Sonolita, Torres	110	2	6	61½	6½	4½	3½	43½		34.60
4051 Naturally Mitch, Baze	115	9	5	51	82	71½	51	5 ^{hd}		3.30
3767 Sammy's Birthday, Mena	115	5	8	10	5 ^{hd}	6 ^{hd}	63½	63½		20.30
4009 K's Baa Baa, Mrtnez	110	6	7	8½	9½	9 ^{hd}	81½	72		18.50
4075 Cowe Dancer, Santos	115	7	10	9½	10	8½	91½	83		6.40
3360 Monte Parnes, Patton	115	1	4	3½	31	32	71	9 nd		11.60
4080 Reason To Fight, Pincay	117	4	9	7 ^{hd}	7½	10	10	10		9.90

Scratched—Rifemaker.

Claimed—K's Baa Baa by Hersh, Sterling & Team Green (trainer Roger Stein), for \$12,500.

3—JAZZ ISLAND	9.20	4.60	3.60
8—DANISH TO GO	4.60	4.20	
10—REMAR		6.00	

Time—24 2/5, 47 4/5, 1.12, 1.37 1/5, 1.56 3/5. Clear & fast. Winner—ch.g.85 Island
 Whirl—Jazz Era. Trained by Mike Puhlich. Mutuel pool—\$328,050. Exacta pool—
 \$257,187. Note: Time of race sets new track record

\$2 EXACTA (3-8) PAID \$40.80

Velocity Par-Maker

A look at a new program with Doc Sartin

It has been reported that I am "death" on pars. While the statement has an element of accuracy with regard to the use of par times and the altering of running lines in ENERGY/K-Gen, it does not apply to velocity. Even in ENERGY/K-gen, Bradshaw and I urge the use of parameter modeling of MUV and UXR numbers. The distinction between the terms par and parameters is a semantic one at best.

What I am "death" on is the notion that clients of this Methodology need to go outside the Methodology itself to purchase any additional information, beyond that in the *Racing Form* or *Racing Times*, in order to successfully use the Methodology. Any handicapping procedure requiring info outside itself is not truly a methodology but merely a single tool.

I do not consider the Brohamer variant service as being outside the Methodology. His pars and adjustments are the most accurate in the industry. Ample documentation shows that all other such services pale into inaccurate insignificance beside his.

In 1975, when all this began, I had little basic information beyond that provided by mainstream authors. The three dominant ones at the time were Tom Ainslie, Ray Taulbot and Andrew Beyer. Beyer's *Picking Winners* came out that same year. All three of these authors wrote of the need for accurate daily and surface variants as adjusters for their rating procedures. Not until I read Huey Mahl's *The Race Is Pace* did I realize that there might be flaws in the par time concept as voiced by the "big three."

I spent years researching par times and par time variant adjustments ala Beyer, et al. In 1983 Bob Purdy and I did a long-term computerized study of par times by class, track and every other delineation we could think of. We also researched the value of point of *Daily Racing Form* variant in feet per second. The answer was an average of .08 f/p/s. Brohamer related this in his book. Bob and Tom also used this data base to create the par times and projected variants utilized by Brohamer in his par time adjustment service to this day.

One of the more significant aspects of Purdy's research demonstrated the phenomenal fact that pars made by me from 20 races per distance were but minimally different from those produced from a data base covering an entire meet. Thus exploding the theory that par times must be made from a year or meet long average. They can be effectively made and used by starting tomorrow.

Beginning in 1983 we have provided the means for you to make your own pars. This new version, called Parmaker, is our latest answer to the problem. Here is how to use it:

The SARTIN METHODOLOGY, Inc

P r e s e n t s

V E L O C I T Y

P A R M A K E R

S A R T I N / B R A D S H A W

MS/DOS Version By Jim Bradshaw

Copyright 1988, 1991

```
*****
*
*
*
*      1)  P A R - M A K E R
*
*      2)  Load A File From Disk
*
*      3)  Class & A.P.V.'s
*
*      4)  End Program
*
*
*
*****
```

ENTER YOUR SELECTION

P A R - M A K E R

Date & Race # (6 Chars i.e. 020301 ==>

Race Comments (Optional) ==>

Distance Of Today's Race ==> 6.0

Print Hard Copy ==>

Enter Track Record 108.3

Race Comment 7 3YF10CL

ADD OR REVIEW Y/N ? N

ANY SCRATCHES Y/N ? N

(R)EVIEW (H)ARD COPY (N)EXT ? N

SAVE RACE TO DISK Y/N ?

These are the options that will appear on your screen.

1. Enter track record. Enter record for distance. This will provide you with an average track variant for the number of races you enter to establish pars by class, distance, surface, et al. If you know how to discern it, you may enter the 3 year best times as used by the Form. However, any average taken from a fixed norm will be relative to an average taken from a different fixed norm.
2. Race Comment. You have two comment options. The first is on your set-up screen. The second comes after each entry. I have designated that these readouts should be labeled 3 y F 10cl. 3 year old fillies, \$10,000 claiming. You should designate races by track, distance, class, age, sex and surface on the set up screen. You can enter any comments you wish after each entry. Keep comments as short as possible.
3. Add or review. Let's you see what you've entered and allows you to add more lines (up to 75).
4. Any scratches Y/N. Self-explanatory.
5. (R) Review (H) Hard Copy (N) Next. Self explanatory.
6. Save Race to disc. This allows you to save all your work for permanent reference. Select as file name and enter as directed.

Race:		Dist = 8.0 FURLONGS		Comments:						
Name	Final	1st	TT	3rd	Med	2Call	2cb1	ESP	Comment	
=====										

DATA O. K. ? Y

Here is our new entry procedure. Each entry is made horizontally and stays on the screen for comparison with other entries. This format also makes it easier to spot typographical errors which can be corrected by merely pressing N when your asked "Data OK Y/N."

PAR - PROFILE

Race: PMTES. Dist = 8.0 FURLONGS Comments:

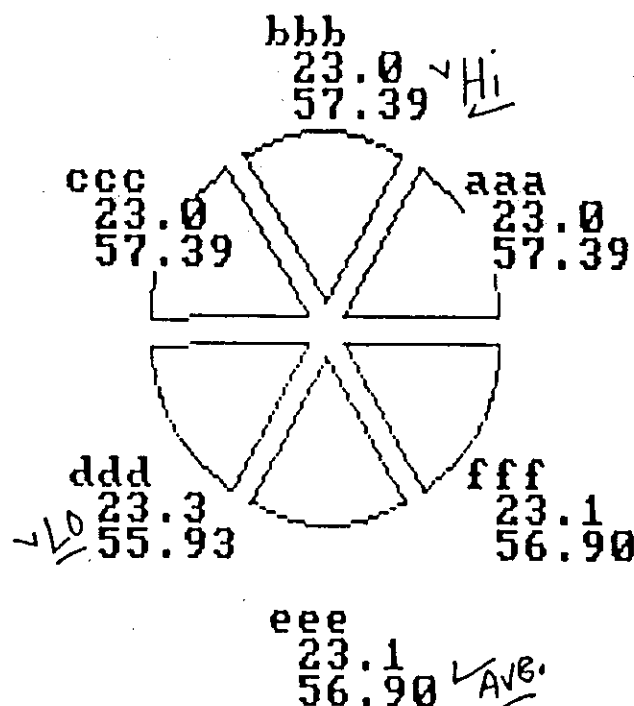
Name	Final	1st	TT	3rd	Med	2Call	2cb1	ESP	Comment
aaa	110.0	22.0	23.0	25.0	88.98	45.0	0	Presser	
bbb	109.4	21.4	23.0	25.0	89.08	44.4	0	Presser	
ccc	110.2	22.1	23.0	25.1	89.05	45.1	0	Presser	
ddd	111.0	22.2	23.3	25.0	88.51	46.0	0	Presser	
eee	110.1	22.0	23.1	25.0	88.89	45.1	0	Presser	
fff	110.3	22.1	23.1	25.1	88.98	45.2	0	Presser	3F10C

PAR PROFILE

Average	Final	1st	TT	3rd	Med	2c	2cb1	ESP Type
>	110.1	21.9	23.0	25.0	88.91	45.0	0	Presser

Here is a readout using only 6 races. You can enter up to 75 per distance, class, etc. You can keep a longer running average by merely entering the times from average and then continuing with your individual entries from that point forward. Along with average times you also get the average daily variant for the races entered. When you see times in whole numbers (110, 23, 45) they are *Racing Form* times. The program is designed to average times as you enter them. In 5ths as in DRF, or tenths as in *Racing Times*. The readouts will average the odd fifths of a second into tenths for more finite precision.

TURN TIME



Turn Time pars have become increasingly important, not only in the Sartin Methodology, but to a growing number of North American handicappers who have read Tom Brohamer's *Modern Pace Handicapping*.

In the case of Turn Time and 3rd Fraction, parameters are superior to specific par times. Parameters show the average, which is par, but also

the highs and lows within which a horse can win by distance, class, surface, etc. While the Turn Time pie charts have no special significance in themselves, they serve as a visual aid and a pictorial reminder of the importance of Turn Time. Many persons looking only at numerical printouts fail to grasp their importance or relative differences. This visual aid should help to overcome that failing.

As you can see, from the minimal data entered, the winner's average Turn Time is 23:1 or 56.90 feet per second. The high parameter is 23:0 or 57.39 f/p/s. The lowest winner produced a 23:3 Turn Time. The researcher will want to know how many or few winners come from the low, average and high categories and establish for him/herself a high above which, and a low below which horses can be eliminated from win (or place) consideration.

Pars are traditionally made from results charts and from the pace of the race. That is the fractional and final times listed in the charts without regard for lengths beaten or gained by the winning horse. They are the actual times of the horse who triggered the photo mechanism at each call. Only when a horse goes wire-to-wire is it the pace of the race. Because of this, all traditional par time charts favor Early Pace, even though the actual winner may have run other than early. Final time alone always represents both pace of race and pace of the winning horse. Pars for first fraction were never attempted until 1989. They are highly experimental and, to date, are an inconclusive element in par application. 2nd call and final time pars are generally accepted as being the most significant. Recently we have a lot of evidence to support the use of 3rd fraction and Turn Time pars, but none to supporting first fraction pars.

Creating pars from the pace of the winning horse, as viewed from results charts, is a time consuming process that requires counting the ultimate winner's lengths behind the lead horse at each call. There are no commercially available par time charts using this process. Ergo, pars so made would give their users a relatively unique edge over his/her more conventional peers. Pace of winning horse pars will enable the user to determine how far behind winners were at each call, especially The all-important second call. Median Energy also becomes more meaningful using pace of the winning horse. For the user wishing to make pars for the place horse, and/or counter energy horse, this is the only way to do it. Parmaker allows you to experiment with both processes in order to make your own comparison and determination of superiority.

To make pace of win (or place) pars, add the beaten lengths to the times themselves. This will change the readout accordingly. Then also enter beaten lengths where program asks. This second step will afford you a look at the BL's of winners (placers, too if you wish.)

EXAMPLE: 22 beaten 2 lengths, enter: 22.2
 45 beaten one-half lengths, enter: 45.05, etc.

PACE OF RACE

46:3 - 1:11:0 - 1:43:1
Beaten Lengths 0-0-0

1:43 - 0 (won race)

We ignore the First Fraction,
and the Mile Time in making pars.

PACE OF WINNING HORSE

46:3 - 2 beaten lengths
Enter 47. 1:11 - Hd. = 47.02

1:43:1 - 0 (won race)

V E L O C I T Y

P A R - M A K E R

S A R T I N / B R A D S H A W

#	NAME	DIST.	1ST CALL	2ND CALL	FIN. CALL	1st B/L	2nd B/L	Stretch S/L	Final B/L
1	JUN 1	8.0	22.2	45.3	111.0	4.00	3.00	3.00	2.75 L ⊕
2	MAY 12	8.0	21.4	45.0	110.0	5.00	5.50	5.00	5.25 0
3	MAY 1	8.0	22.0	45.0	110.1	3.00	3.00	2.00	1.75 L ⊕
4	APR 15	8.0	22.1	45.2	110.4	2.78	1.50	0.50	0.25 L +
5	APR 1	8.0	21.4	44.4	109.3	3.00	3.00	4.00	5.00 0
6	MAR 20	8.0	22.1	45.2	110.2	2.00	1.50	0.10	0.00 L +

P A R - P R O F I L E

Race: PMFC1. Dist = 8.0 FURLONGS Comments:

Name	Final	1st	TT	3rd	Med	2Call	2cb1	ESP	Comment
JUN 1	111.0	22.2	23.1	25.2	88.91	45.3	3	Presser	
MAY 12	110.0	21.4	23.1	25.0	88.79	45.0	6	Presser	
MAY 1	110.1	22.0	23.0	25.1	88.97	45.0	3	Presser	
APR 15	110.4	22.1	23.1 L	25.2	88.99	45.2 X	2	Presser	2nd
APR 1	109.3	21.4	23.0	24.4	88.93	44.4	3	Presser	
MAR 20	110.2	22.1	23.1 L	25.0	88.84 X	45.2 X	2	Presser	W FORM C "A"
Average	Final	1st	TT	3rd	Med	2c	2cb1	ESP	Type
	110.2	21.9	23.0	25.0	88.87	45.0	3	Presser	

Average Variant 9

Parmaker offers you the capability of looking at multiple lines, or the entire past performance history of a given horse. This enables you to view a variety of pace lines compared against each other from the perspective of our formulae. It is an ideal way to view form cycle. The resultant information will be a boon to picking a pace line that is most representative of what a contender will do today. Or, just as important, to determine if it is a contender at all.

Above is a six race history of a single horse. I have noted its win and 2nd place finish AND its Plus 0 and (+) races.

Most apparent is its inability to win or finish well against a Second Call time of 45 or less. We also see that it can handle a Turn Time of 23:1 but not a 23 flat. Its average 3rd fraction ability is 25. So we would not like to see it against competitors with 3rd fractions faster than 25. The horse is a presser who runs best from 2 lengths off the Second Call pace.


PACE OF RACE

46.3 - 111.0 - 143.1
Beaten Lengths 0-0-0
We ignore the first fraction,
and the mile time in making pars.

PACE OF WINNING HORSE

46.3 - 2 beaten lengths
Enter 47. 111-hd = 11.02
143.1 - 0 (won race)

TURN TIME



Form cycle Turn Times are of vital importance, especially in sprints. Our horse finished 3rd on June 1, 2nd April 15 and won on March 20. His Turn Time in each of these good finishes was 23:1. On May 12, despite a favorable Turn Time, the horse just did not fire.

In its failed races, Turn Time was 23 even. Apparently 23 is too fast for this horse. The slight differences in feet per second time relative to the same fractional times merely support the preciseness of f/p/s rate of velocity numbers over fractional times themselves.

It will be beneficial to figure both pace of race and pace of your horse Turn Times to see how well a horse handles the second fraction against various lead pace times. Through this exercise the user will come to know just what turn times a given contender can and cannot run well against. This knowledge will not only help to eliminate certain horses from consideration but will also serve as a means for pinpointing a more precise pace line selection.

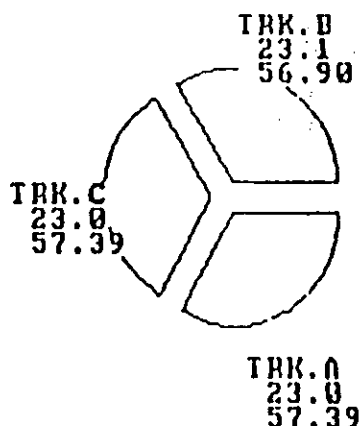
Track to Track
Pars & VariationsPAR PROFILE

Race: TTK1.R Dist = 8.0 FURLONGS Comments: *TRACK TO TRACK*

Name	Total	1st	TT	3rd	Med	2Call	2cb1	ESP	Comment
TRK.B	110.3	22.1	23.1	25.1	88.98	45.2	0	Presser	
TRK.C	110.2	22.1	23.0	25.1	89.05	45.1	0	Presser	
TRK.A	110.0	22.0	23.0	25.0	88.98	45.0	0	Presser	TRK DIFF
Average	110.08	22.02	23.01	25.02	88.99	45.03	0	Presser	

TURN TIME

Average Variant 8



To make accurate adjustments from one track surface to another, merely take the averages by class, distance, etc. from one track and enter them into your Parmaker. Now do the same for another track. You can do this for as many different tracks as you play.

The above is an example of average from 3 tracks. You will know the precise adjustment to 2nd call and final time from one track to another, utilizing either the Brohamer "change the times" technique or the open adjustment procedure.

Track C's final time for distance and class is 3 fifths slower than Track A. Track B is 2 fifths slower than A. At the 2nd Call, A is 2 fifths faster than B, one fifth faster than C. Because I used pace of race times, beaten lengths at the 2nd call registers 0.

To get an average variant, average the track records from the tracks involved.

The Median Energy of Track C is highest at 69.05%. A & B are virtually the same. You may wish to experiment with pace of horse times using the same process. It will give you a more precise % Median.

Copyright SartinMethodology.com - Not for Resale

YOUR NEW IBM PARMAKER IS MORE

Than just a program for keeping and making Par Times. In addition to giving you--

Pars by
Distance, Class, Surface

It will make---

Form Cycle Pars

And-----
Track to Track
Pars & Variations

And-----
Turn Time Pars

And-----
Average pars by fractions
& Median Energy

Client Price:
Only \$20

This Low Price is in
keeping with my fervent
wish to keep you all
SELF-SUFFICIENT!

Make check or M.O.
payable to O. Henry House
1390 E. 6th St. #5a
Beaumont, Ca. 92223
Calif. Residents add
\$1.30 Sales Tax

Who Do You Like?

by Dan Doran

For years I wagered off track or went to "early bird" almost exclusively, as my schedule did not allow me the luxury of watching the races "live". Recently though, my lovely wife Anita and I managed to escape from Orange County and we relocated on the central coast in beautiful Santa Maria. In addition to being a quaint little town free of smog and filled with the nicest "country folks" (can you tell that I like it?), it is home to an off track satellite wagering facility that carries both Northern and Southern California Racing.

It didn't take long for the local PIRCO regulars to spot me with my laptop computer and informally invite me into their cozy group. At first I hesitated in an effort to "concentrate" on my racing. However, being the social animal that I am, bit by bit I gravitated toward the warm security of the familiar group. All the members are serious and at least one makes a full time income from racing.

With the common interests and the close quarters of a satellite facility, it was only natural that the conversations were dominated by "hossy talk". So far, so good. The problem occurred when someone innocently asked the seemingly innocuous question, "who do you like?". Instantly, I found myself recoiling internally as if someone had stuck me with a cattle prod. From years of handicapping while not actually imbibing in the trackside environment, and from the impressive indoctrination from my relationship with the Doc to disdain such interrogatives, I found my psyche programmed negatively toward such questions.

It was a strange psychological reaction, not unlike my Catholic upbringing programmed into me by the Priests and the Nuns not to do "it". Well, when actually confronted with "it" I found abstention far more difficult than I had originally imagined. As in adolescence, I sinned! Not all at once, mind you, but gradually. First, I just uttered a horse's number, then later a name or two. Just as sure as beer leads to heroin (thank you George Carlin) I soon found myself giving beautiful orations on "why your horse ain't got a chance".

My downward spiral to handicapping hell continued, and it wasn't long until one day I delivered a forceful and convincing argument to one of my cronies that not only would his horse not win, but it didn't even "belong" in the race! By now, I am sure that you have guessed the outcome of the race; yes, the horse that didn't belong won easily and my two are still running. The irony is that this was in the midst of one of my best weeks, based upon win percentage, I just chose the wrong time to speak up (a "prime" opinion?).

The reason that I share this self-effacing story with you is to help us all look at this seemingly innocent type of action and ask:

Question: "What value, if any, is there in discussing the races in advance with our friends, associates or partners?"

Answer: Other than in a classroom or a special short-term teaching situation, I can see no value whatsoever.

Let's examine some of the possible scenarios.

#1 You tout your buddy off his horse and it wins.

Result: Your buddy loses when he should have won and you feel like a fool.

#2 You tout your buddy off his horse and your horse wins.

Result: Your friend probably won't give you any of the money, so you gain little except for temporary bragging rights. To exacerbate the situation, your friend may begin to build a dependence upon you that you are doomed to be unable to support in the long run. You lose either way.

#3 You and a respected handicapper agree, you increase your bet and it loses.

Result: A bigger loss than you should have had.

#4 You and a respected handicapper agree, but instead of betting more you get lulled asleep in the confidence of the agreement and you fail to observe that your 3rd rated horse is going off at 15:1 and it wins.

Result: The false confidence blinded you to your normal, careful analysis and you miss out on an excellent score.

Etc. etc. etc. . . . You lose either way.

Perhaps the only appropriate time to discuss a race is after it is over; long over. Only after completing a thoughtful post race analysis and still finding that we are unable to get the winner should we consider asking another, "how did you figure this one?" Even then, the going is tricky. Unless the true intention is to learn, we will probably tend to reject the idea that we were wrong and simply rationalize the result. Learning requires change and change comes slow at best to humans.

At the basis of this challenge is one of the simplest "Laws of the Universe." That is: we are all connected (i.e. we are all matter and energy), yet we are, each of us, alone. Given this "aloneness," it only makes sense to endeavor to make our decisions alone.

Furthermore, this "who do you like" attitude speaks poorly of our self-image. The question implies doubt, as does the answer; much like whistling in the dark.

I offer the following for your reflection:

Question #1: would a truly confident handicapper have a need to ask, "who do you like?"

Question #2: Would a truly confident handicapper with a healthy self-image feel compelled to convince others of his opinions?"

Question #3: If you ask, "who do you like?", are you willing to change your picks to match the answer? If not (and of course the appropriate choice is "no"), then why ask in the first place?

So, what to do when confronted by this demon question? I see at least four levels of response based upon where you are in life's journey toward self-actualization:

Level 1: Answer the question as normal and observe how you feel about yourself as you interact.

Level 2: Joke your way around it with one of the following:

- ...the winner
- ...I'll tell you after the race
- ...the #13 horse
- ...the pretty one
- ...the fastest one
- ...all of them
- ...none of them

Level 3: Retort, that is, answer a question with a question.

- ...why do you ask?
- ...are you willing to change your decision?

Level 4: Silence. That's right, no answer at all. We are trained as children that we must answer when asked (especially by an adult) and most people would consider it rude to not answer. Like many "rules" in our society, it is by tacit agreement that these things grow into standards of behavior. It is as if we all have an unwritten agreement to respond to questions when asked. To move beyond this uninvited web, simply withdraw your agreement.

So, all together now, "WHO DO YOU LIKE?"

I CAN'T HEAR YOU!!!!

Excellent. Keep it that way.

On The Turf

by Marion Jones

(Extracted from Marion Jones'
Las Vegas Seminar presentation)



At Sartin Methodology Seminars and at the workshops in Beaumont, I'm always the one called on to talk about handicapping turf races. I also explain how to evaluate horses going from dirt to turf and vice versa. Doc calls me PIRCO's resident turf expert.

I got a kick out of reading something said about the Sartin Methodology in Thoroughbred Speculator's BEST & WORST book where the Methodology was voted Number One. The editor said "the original Method specialized in claimers avoiding maidens and turf."

Well, I've only been a methodologist since 1984. Since that time the Doc has been saying that any race is bettable where every horse has at least three north American pace lines. Maiden races with first time starters are risky. But at the Las Vegas seminar, James Quinn gave us a way to play even these races. As for turf races, Howard has been preaching how to win those for as long as I can remember. It was from following his observations that I've become something of a turf specialist. I'll drive a hundred miles round trip for just ONE profitable turf race.

I'll just repeat here what has been written in many of the manuals and in the Follow Up. Turf Winners run Sustained! Period.

Now there are lots of folks who confuse Sustained with late. Granted, a lot of the longer turf races are won by late charging, best third fraction horses. But Sustained wins practically all of them, regardless of track. So, what is Sustained? It is the combination of second call and third fraction. Since second call is also Early Pace, a sustained pace horse is one that has some measure of early pace. Turf winners usually begin their move in the 2nd fraction (Turn Time). Those of you with Hidden Energy on your computer readouts, already know that this compounding is dynamite in turf races. For those without that readout, here is the Formula:

$$2\text{nd FRACTION VELOCITY} + 3\text{rd FRACTION VELOCITY} / 2$$

Let's look at some results chart data I'll use in this presentation: I'm not going to use an advanced program to get the numbers for this presentation. Just good old vanilla Phase III.

4119—EIGHTH RACE. 1 1/16 Mile Turf Purse \$42,000. Allowance. Fillies & Mares, 4-year-olds and up. Note: Stretch start - aux. rails up

Index	Horse and Jockey	Wt.	PP	ST	1/4	1/2	3/4	Str.	Fin.	To \$1
3737	Gaelic Bird (Fr.) G. Stevens	115	4	3	3 rd	3 rd	3 rd	3 1/2	1 1/2	1.60
(3674)	My Song For You, J. Santos	117	3	2	2 1/2	2 1/2	1 st	1 1/2	2 nd	2.80
4005	Jolie Memoire (GB) A. Sols	115	2	7	4 1/2	4 1/2	4 1/2	4 1/2	3 rd	15.10
4005	Viento Balaador, J. Garcia	115	1	1	1 1/2	1 st	2 1/2	2 1/2	4 1/2	30.70
3584	Mama Simba, D. Flores	115	5	5	6 1/2	5 th	6 th	5 th	21 3/4	21.30
4044	Conteuse, L. Pincay Jr.	117	7	4	7 th	8 th	7 1/2	7 th	6 1/2	4.60
	Quilma (Chi.) E. Delahoussaye	116	6	8	8 th	7 1/2	5 th	6 th	7 th	5.10
8061	Dame Rousars (GB) C. McCarron	115	8	6	5 1/2	6 1/2	8 th	8 th	8 th	13.10

No Scratches

4—GAELIC BIRD 5.20 3.20 2.80

3—MY SONG FOR YOU 3.40 2.60

2—JOLIE MEMOIRE 4.80

Time: :24.48, 1:11 3/5, 1:35 1/5, 1:41. Track: Cloudy Turf Firm Winner-b 187 Ga, Mecene-Orange Bird Tr-Richard Mandella Mutuel Pool \$231.211 Exacta Pool \$248.201

Mile and one sixteenth on the turf.

4118—SEVENTH RACE. 1 1/16 Miles. Purse \$28,000. Claiming. 3-year-olds. Claiming Price: 40,000-35,000

Index	Horse and Jockey	Wt.	PP	ST	1/4	1/2	3/4	Str.	Fin.	To \$1
4036	Master Of Mischief, J. Garcia	119	2	3	1 1/2	1 1/2	1 st	1 1/2	12 1/2	7.70
3770	Loup De Mer, A. Sols	116	4	2	2 nd	2 nd	22	23 1/2	21 1/4	3.90
4007	Recent Arrival, C. McCarron	116	3	5	5 th	5 1/2	6	5 1/2	3 rd	1.40
3754	The Cleaners, E. Delahoussaye	116	8	4	6 th	6 th	5 th	4 th	4 1/4	3.30
(3760)	Milano Prince, D. Flores	116	1	6	42 1/2	42	3 1/2	3 rd	5 th	4.90
4064	Supporting, T. Lovato	107	5	1	33	31 1/2	4 1/2	6	6	14.30

No Scratches

2—MASTER OF MISCHIEF 17.40 6.40 3.80

4—LOUP DE MER 5.20 3.40

3—RECENT ARRIVAL 2.60

Time: :23 3/5, .47, 1:11 3/5, 1:37 2/5, 1:44. Track: Cloudy Fast. Winner-dbb c.88 Herat Special Fever Tr-Jack Van Berg. Mutuel Pool \$194.519 Exacta Pool \$207.845.

\$2 EXACTA (2-4) PAID \$86.40

Mile and one sixteenth on the dirt.

#	NAME	DIST.	1ST CALL	2ND CALL	FIN. CALL	1st B/L	2nd B/L	Stretch B/L	Final B/L
1	GAEL	8.5	48.0	111.3	141.0	2.50	1.60	1.00	0.00
2	MAST	8.5	47.0	111.3	144.0	0.00	0.00	0.00	0.00

	E P	F W	H E	S P	F X	L X	Muv
	==	==	==	==	==	==	==
MAST	1	2	2	2	2	1	1.18
GAEL	2	1	1	1	1	2	0.00

RANKINGS

SP COMPUGRAPH

MAST
GAEL

ANIMATED COMPUGRAPH

Matchup			
	F 1	F 2	F 3
Pace	58.17	58.10	58.38
MAST	58.17	53.86	50.93
GAEL	54.58	56.10 X	58.38

See where the turf horses begin their move? 2nd Fraction - Turn Time! I realize that these two horses are far apart in class. But that's not the issue here. Running pattern is what we're concerned with now. Is this an isolated example? No; look at these other examples from charts all taken from the same week.

I'm constantly asked, being told is more like it, "yea but, at Hollywood Park, at a mile turf winners run Early, not Sustained." It seems that, despite what Doc and all the rest of us have been saying for as long as I can remember, some of our people still confuse running on the lead with Early Pace. That's old, dark ages thinking. Let's all get into the 21st century along with the Methodology. Here are some wire to wire turf winners at Hollywood. Look at the charts. Then look at the Sustained Pace numbers and compare them to the dirt winners:

4101—EIGHTH RACE. 1½ Miles. Turf Purse \$50,000. Allowance. 4-year-olds and up. Note: Stretch start - aux. rails up

Index	Horse and Jockey	WL	PP	ST	¼	½	¾	Str.	Fin.	To \$1
8206	Tight Spot, L Pincay Jr	117	2	1	11½	11½	11½	11	1 ^{nk}	1.40
(3725)	High Rank, C McCarron	115	3	2	21½	21	21½	23½	25	4.00
3710	Tarsho (ire), A Sols	114	5	5	5	5	5	41	31¼	2.90
(3710)	Anvan (GB), E Delahoussaye	116	1	4	42½	42½	41½	3½	43	3.20
4026	Lazaz, G Stevens	116	4	3	3½	3 ^{hd}	3 ^{hd}	5	5	11.00

Note: Time of race is new course record and equals world record
No Scratches

2—TIGHT SPOT.....4.80 3.40 2.20
3—HIGH RANK.....3.80 2.60
5—TARSHO.....2.20

X Time: 23 1/5, 47, 1 10 1/5, 1 33 2/5, 1 44 4/5, Track: Cloudy Turf Firm. Winner-b.c 87
His Majesty-Premium Win Tr-Ronald McAnally. Mutuel Pool \$201,384 Exacta Pool \$188,402

4116—FIFTH RACE. 1½ Miles. Turf Purse \$35,000. Allowance. 3-year-olds. Note: Stretch start - aux. rail up.

Index	Horse and Jockey	WL	PP	ST	¼	½	¾	Str.	Fin.	To \$1
3746	Mr. P. And Max, J Santos	115	2	2	11	11	11	12½	11	1.60
(4011)	Truce Flag, C McCarron	115	4	5	52	51½	51½	3½	2¼	6.50
3680	Conveyor, C Nakatani	119	1	1	43	42	41½	2½	31	1.50
4038	La Farouche, J Garcia	115	6	4	3½	31½	31½	41	4	10.50
3635	Grey Rooster, G Stevens	117	5	3	21½	21½	21	54½	51	4.80
4055	Popivor, D Flores	115	3	6	6	6	6	6	6	53.80

No Scratches

2—MR. P. AND MAX.....5.20 3.20 2.40
4—TRUCE FLAG.....5.00 2.80
1—CONVEYOR.....2.80

X Time: :24., :48 2/5, 1:12 4/5, 1:36 4/5, 1:48 4/5, Track: Cloudy Turf Firm. Winner b.g 88
Nodouble-Bijou Tr-Robert Frankel. Mutuel Pool \$206,955 Exacta Pool \$237 893

4101—EIGHTH RACE. 1½ Miles. Turf Purse \$50,000. Allowance. 4-year-olds and up. Note: Stretch start - aux. rails up

Index	Horse and Jockey	WL	PP	ST	¼	½	¾	Str.	Fin.	To \$1
8206	Tight Spot, L Pincay Jr	117	2	1	11½	11½	11½	11	1 ^{nk}	1.40
(3725)	High Rank, C McCarron	115	3	2	21½	21	21½	23½	25	4.00
3710	Tarsho (ire), A Sols	114	5	5	5	5	5	41	31¼	2.90
(3710)	Anvan (GB), E Delahoussaye	116	1	4	42½	42½	41½	3½	43	3.20
4026	Lazaz, G Stevens	116	4	3	3½	3 ^{hd}	3 ^{hd}	5	5	11.00

Note: Time of race is new course record and equals world record.
No Scratches

2—TIGHT SPOT.....4.80 3.40 2.20
3—HIGH RANK.....3.80 2.60
5—TARSHO.....2.20

X Time: 23 1/5, 47, 1:10 1/5, 1:33 2/5, 1:44 4/5, Track: Cloudy Turf Firm. Winner-b.c.87
His Majesty-Premium Win Tr-Ronald McAnally. Mutuel Pool \$201,384 Exacta Pool \$188,402.

4114—THIRD RACE. 1 1/16 Miles. Purse \$18,000. Maiden Claiming. Fillies & Mares, 3-year-olds and up, Cal-breds. Claiming Price: \$2,000-28,000

DIRT

Index	Horse and Jockey	Wt.	PP	ST	4	1/2	3/4	Str	Fin	To \$1
3749	Stylish Gift, J Santos	115	1	6	6 3/4	6 3/4	45	11	15	90
3751	Look Of Class, D Flores	115	2	7	7	7	67	5 1/2	2 1/4	15 40
4018	Merrying, C Nakatani	115	5	4	4 1 1/2	2nd	32	2 1/2	3 1/2	3 20
4050	Diane's Gold, M Pedroza	115	6	1	1 1 1/2	1 1 1/2	51	3 1/2	4 3	29 10
3672	Dawn Dyna, T Lovato	116	4	2	2 1	4 1 1/2	51	6 16	5 1 1/4	17 90
4015	Playful Times, L Ortega	123	3	5	55	3 2 1/2	2nd	4 3 1/2	6 25	5 70
4027	Shipwatch, H Torres	116	7	3	3rd	52	7	7	7	7 20

Scratched — Good Ol' Brew

1—STYLISH GIFT..... 3.80 2.80 2.20

2—LOOK OF CLASS..... 7.80 4.40

6—MERRYING..... 2.80

Time: 22 4/5, 46 3/5, 1:12, 1:39 3/5, 1:46 3/5. Track: Cloudy Fast Winner ch 188 it 5
 The One-Minute's Gift Tr-Warren Stute. Mutuel Pool \$165 914 Exacta Pool \$193 491 Triple Pool \$124,430.

4133—FOURTH RACE. 1 1/16 Miles. Purse \$18,000. 4-year-olds and up. Claiming price \$20,000-18,000.

Index	Horse and Jockey	Wt.	PP	ST	4	1/2	3/4	Str	Fin	To \$1
4042	Gold Leader, C McCarron	115	2	3	3 3/4	3 1	21 1/2	1nd	1 1/4	2 70
3741	Just Jennings (Ire), R Faul	115	3	1	2 1/4	2 3/4	11 1/2	23	21 1/2	24 80
3774	Bee Line Ben, F Martinez	110	6	7	8 1 1/2	6 1/2	5 1 1/2	3 1/2	3 2 1/4	8 10
4080	Atessa, M Pedroza	115	8	8	7 3/4	7 6	4nd	4 1	4 2	2 20
3774	Gonna Get Rich, R Baze	115	1	5	4nd	4nd	3nd	5 2 1/2	5 1/4	3 70
(3657)	Waterzip, O Berro	110	7	10	9 2	8 1/2	7nd	6 1 1/2	6 3 1/2	12 10
4080	First Kid, H Torres	108	4	6	8 1 1/2	9 1 1/2	8 1/2	7 3	7 2 1/2	55 30
3729	Cherokee Returns, C Davenport	110	10	9	10	10	10	8 1	8 2 1/4	50 30
4036	Bassman, F Alvarado	115	5	4	5 1/2	5nd	9 1 1/2	9 2 1/2	9 4 1/2	11 60
4009	Flying Reb, T Lovato	110	9	2	1nd	1 1/2	6 3	10	10	19 50

No Scratches

2—GOLD LEADER..... 7.40 5.40 3.60

3—JUST JENNINGS..... 17.80 9.80

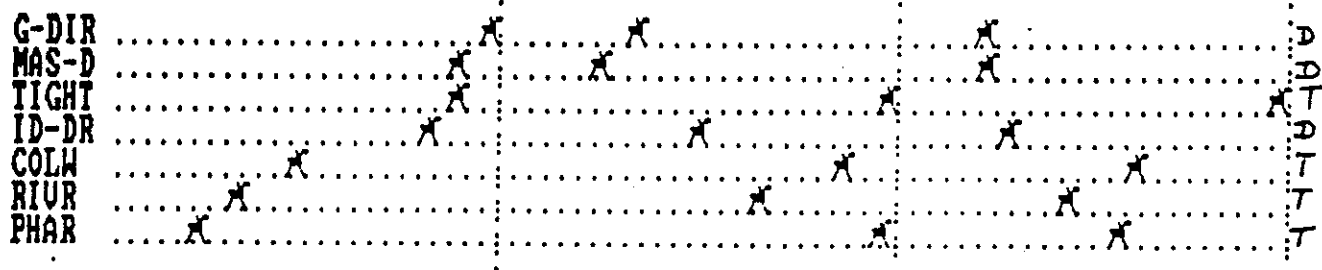
6—BEE LINE BEN..... 5.40

Time 22 4/5, 48 1/5, 1:10 4/5, 1:37 1 43 4/5. Track: Clear & Fast Winner ch h 86

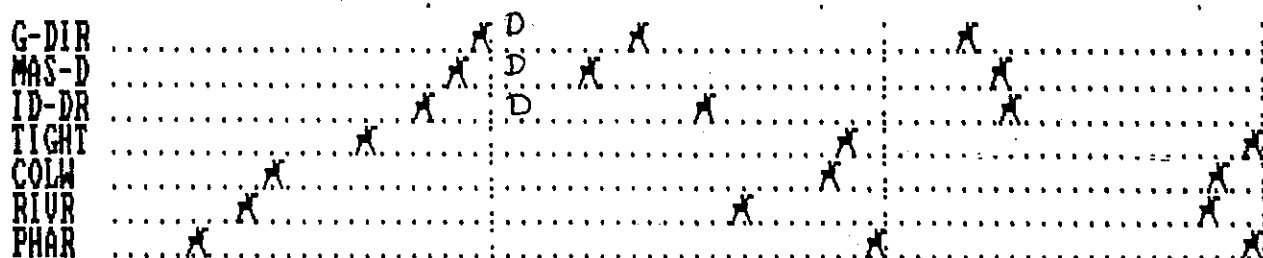
	Matchup		
	F 1	F 2	F 3
Pace	57.23	58.85	58.83
G-DIR	57.24	54.83	50.82
MAS-D	58.98	54.41	51.83
ID-DR	58.58	55.41	51.85
TIGHT	55.89	58.81	58.83
COLW	54.82	58.48	58.17
RIVR	54.50	55.71	55.99
PHAR	53.92	58.85	58.81

	E P	F W	H B	S P
G-DIR	1	5	7 D	7 D
ID-DR	2	4	8 D	8 D
TIGHT	3	1	2 T	1 T
MAS-D	4	7	6 D	6 D
COLW	5	2	3 T	3 T
PHAR	6	3	1 T	2 T
RIVR	7	8	4 T	4 T

EP COMPUGRAPH



SP COMPUGRAPH



Note: these are not ENERGY! graphs. They are from the advanced Phase III program that Tom Brohamer will be using in a future Beaumont workshop.

The bottom line for what I've been talking about is shown best on those sensational animated "Horsy graphs" Doc and the "Hat" have been working on. (trade marked and patented) They now have these graphs for EXDC, Deceleration and Advanced Phase III velocity Matchup. You can see how all our turf and dirt horses stacked up against each other, both Early and Sustained. Wire-to-wire or come from behind, mile, mile and a sixteenth, mile and one-eighth, the story is the same. Turf winners begin their move in the second fraction and sustain that move to the finish.

TURF TO DIRT

Turf horse owners are reluctant to take their horses off the turf except when the race itself is moved to the dirt because of weather conditions. Turf horses are among the elite. They usually have the best breeding, so are of higher class. They usually cost more. A successful turf horse will enjoy a longer racing life.

When a horse is purposefully taken off the turf and begins to race on the dirt, it is usually because the horse cannot be trained to run other than early. It just will not make that hidden energy, sustained move essential for turf victories.

DIRT TO TURF

Horses that habitually run too sustained on the dirt, never getting up in time to win, often fare well when moved to the turf. Look for these kinds of horses. Don't expect their dirt Sustained numbers to be as high as proven turf winners. Just look for the best Sustained; especially those who begin their sustained move in the second fraction. Also, dirt runners that run well on off tracks, muddy, sloppy, etc. often prefer the turf.

CLASS

Evaluate turf races from turf earnings only. If a horse has never been on the turf you can't do this. So look for the higher class Sustained horses who are going on the turf for the first time. Class tells in turf races. Your Class/APV program is very effective on the turf.

There is no reason that all of you cannot enjoy my success with turf races. Just look for Class, Hidden Energy and Sustained Pace.

What I've written here applies equally for every track I've played all across the country. Before you say that your track is different, check Sustained Pace, and don't be fooled by position calls.

PSYCHOLOGY OF WINNING

by Howard G. Sartin, Ph.D.

As you may have gathered from reading the last *Follow Up*, writing this column can strike sparks!

As fortune would have it, my colleague, Dr. Robert Anthony, handicapper, psychologist and author of multi-million copy best-sellers in the self-help, motivation field, sent me an audio tape of his recent book *Doing What You Love, Loving What You Do*. A review and some salient references to content will be our Psychology of Winning for this installment.

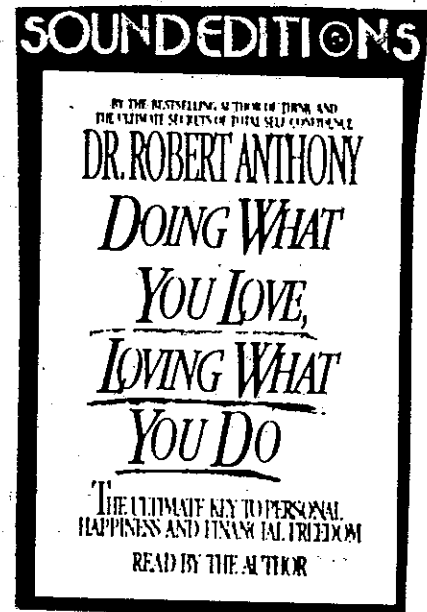
For openers, Anthony tells of a time in the not too distant past when he felt himself in a rut. Complacent, placidly satisfied with his role as a best-selling author and a public speaker drawing hundreds of patrons to each of his lectures. He needed a stimulus. A new challenge. He felt like Alexander the great with no more worlds left to conquer.

Then he received a letter from a man who was an avid follower and believer in Anthony's philosophy. He wanted to offer Anthony a business proposition. Eventually they met. The man lived in a luxurious home and was of obvious means. It turned out that this man was a professional handicapper making over \$85,000 annually for a number of years. Now he was getting on in years and not in the best of health. He wanted to teach Anthony his method with the proviso that the Doctor not reveal it during the man's lifetime.

Anthony protested that he had never been to the races and had no idea how to read a *Racing Form*. The man told him none of that was important. That winning was more a matter of attitude than knowledge. Winning was primarily psychological, he emphasized. Anthony, in his books and lectures, had demonstrated that he knew the power of attitude and psychological protocol.

So, for a year, Dr. Anthony dedicated himself to learning how to become a winning handicapper. Gone was the malaise, the smug self-satisfaction, the lack of new worlds to conquer; replaced a new and never ending challenge. He began to see handicapping as a microcosm of life itself; enriching in itself. Enriching life in general.

As a result of the experience Dr. Anthony has become the second clinical psychologist to live and practice Win Therapy via horse racing.



So this is a book and audio version read by the author, about becoming a successful handicapper.

I won't give away very much of it because its entire content is so easily and inexpensively available to you. I'll briefly explore only two aspects of the work. First, the clinical contract. As you know I have asked all of you to enter into a clinical contract with me to follow certain procedures, handicapping and psychological, until you gain mastery of your chosen avocation. Some have kept that contract and are doing well. Others have avoided it and still flounder.

Anthony takes it one step further and asks that you make a contract with yourself to become a winner. Make a promise of success to yourself and keep it. Do you complain about others letting you down in life? How about you? Do you let yourself down by failing to live up to your promises to yourself? If you do, that's why you're not reaching your goal.

Don't reach for it all at one time, Anthony says. Make a step-by-step plan for yourself. Just one more winner per 20 races, for instance. One less winner left out of the computer every 20 races is a good start.

Anthony also has a way of turning trite phrases into meaningful axioms. "Seeing is believing." There's one. How about changing that around, he says, "Believing is seeing!"

He goes into visualization, the subject matter of my last two *Follow Up* articles, and offers some sound visualization techniques and exercises that expand on those offered in this space.

Although I've been spouting this stuff for years EVEN I was inspired and motivated by Anthony's presentation.

Is Anthony a winning handicapper? Here's his report about himself and Tom (his partner.)

We are doing incredibly well with ENERGY. It took a lot of work but it's worth it. In the last 10 days of Turf Paradise our win percentage was 84% (normally 74%) at an average mutual of \$9.40. In addition, we hit the Daily Double EVERY DAY! Enclosed is one race where the mutual was \$84.00 and the Exacta \$368.00. Made big \$\$\$\$ on this. We are going to Vegas to work 4 days a week twice a month starting in June.

You don't even have to buy the whole book. It's on audio tape condensed and read by the author himself. I recommend it highly! About time you heard this stuff from a highly recognized authority.

It costs a mere eleven dollars total. Here's how to get it: send check, money order or use your credit card. Random House Audio, P.O. Box 8001 Hilliard, Ohio, 43026-8001. Or call toll free as follow

Huey Mahl honored

RACE IS PACE started it all for pace handicappers

BY CHUCK DI ROCCO

Hail, Huey Mahl!

Many of the nation's most elite horse racing handicappers, gathered in Las Vegas for a refresher course on winning at the

"Actually, all jockeys are hindrances to horses."

Jockey Chris McCarron

traces, gave a standing ovation to Mahl Saturday during a tribute at the Alexis Park Resort.

Mahl, veteran **SPORTS FORM** senior gambling analyst and famous author of hundreds of books on gambling methods including the **RACE IS PACE**, is a legendary hero of thousands of members of gambling's brain trust.

More than 300 members of the trust attended the Pirco Spring Seminar — The Sartin Methodology. Mahl was introduced by Dr. Howard Sartin, founder of the group.

"Doc" told the attendees how he became acquainted with horse racing and Huey Mahl.

"Thirty-nine gamblers were convicted and sent to me by the court for therapy," Sartin explained.

He said at the time he was a

clinical psychiatrist and knew little about horse racing and handicapping.

"I thought if I could teach failures (losers) to become successes (winners), it would be a step in the right direction.

"I went to a bookstore and bought more than a dozen books on horse race handicapping.

"We met regularly in a large convention room. Around the wall, I displayed large 'butcher sheets' of various methods prescribed by authors of the various books of the time.

"We tried. It only went so so. Then someone told me about Huey's book **RACE IS PACE**. It was a 68-page paperback that turned it all around for us.

"Thirty-three convicts turned failure into success. Six pupils never made it!" Sartin added.

He said Mahl's book was a total enlightenment. It was 1975 and it all began for Doc and his followers then and there.

"Huey knew that the horse runs the race," Sartin said.

Trainers do what they can with behavior patterns. Jockeys' efforts are best explained by Hall of Fame rider Chris McCarron.

Doc quoted McCarron:

"'Actually, all jockeys are hindrances to horses. The dif-

ference between a bad jockey, a good jockey and a great jockey is this — A bad jockey is a big hindrance. A good jockey is less of a hindrance. A great jockey is (an) even lesser hindrance..."

Before introducing Mahl, Sartin reminded attendees that Huey is the Father of us all.

He told them that of the 45 million people who attend the races only 6,000 are regular winners.

Mahl explained how he came upon the importance of pace, energy and velocity — the tools of the modern day brain trust for picking winners — with a humorous anecdote.

"I became aware of pace in racing back in high school. I was on the track team. I decided to win it was necessary for me to be a front runner.

"I tried being a front runner.

"I lost!

"I then tried being a presser. I ran in the mid-pack and tried to come with a rush nearing the end.

"I lost!

"I then tried being a last closer — coming on at the end.

"I still lost!"

Since high school, Mahl said he gave up chasing boys in sweaty shorts and started chasing girls.

"But," he said with a smile, "I continued to learn the importance of pacing myself even at that!"

Mahl told the attendees that winning horse players aren't beating the horses, they are beating fellow horseplayers.

"The public makes the odds. The public is stupid. Winners take advantage of the public's stupidity.

"The value of the computer in horse racing handicapping should never be undersold."

He explained in his early days of playing the ponies, he had to free himself of biases and prejudices.



Please turn Page

Mahl — To win ignore prejudices

Continued

"Often I would remember that a certain horse I lost a lot of money on had a certain name, certain jockey or certain bloodlines or trainers."

He said his wife, Ginny, made him cut outs on cards to lay over the past performances of horses so he could not see any data to prejudice his pick.

"I noticed when that happened, winners came much more frequently.

"To win we can't be guided by biases or prejudices," Mahl said.

"Look at the numbers, the numbers are the strong factors," Mahl said.

Looking into the future of horse racing, Mahl said revolutionary things are happening in Sport of Kings.

"Co-mingling of bets, satellite bet shops and ITWs are encouragements," he explained.

Then, looking to the future, Mahl forecast Nevada as the possible site to experiment with fixed odds betting. He said it was something tracks would love to see happen but can't inaugurate. It would make Nevada a mecca and give the bettor a chance to

know exactly what price he gets when he bets.

Sartin and his national club of pace analysts, use computer programs to separate contenders with extraordinary reliability.

Noted author James Quinn, who also was a guest speaker at the seminar, said Sartin's club has members with up to 63 percent or better for picking winners when the two top horses in a ranking of five were bet to win.

Quinn spoke on identifying and classifying contenders.

The seminar also honored Tom Brohamer, a member of the all-pro Pirco Teaching Team.

Also, Jim Bradshaw, Michael Pizzolla, Bert Mayne and Dick Schmidt addressed the seminar.

One of the sessions included a presentation of Bradshaw and Brohamer and their different approaches on going head to head or nose to nose.

BY CHUCK DI ROCCO

ALL HORSE PLAYERS DIE BROKE. So wrote the legendary Damon Runyan. I used to believe, I don't anymore. After sitting in on just a small portion of Doc Sartin's seminar last weekend when they honored our own Huey Mahl, I'm beginning to think the lovable "eggheads" are on to something when it comes to winning at the races.

Modern Pace Handicapping by Tom Brohamer. This 1991 title went to the top of the all-time best-seller list faster than any Presley record in the 1960s. The \$22.95 hardbound (351 pages) reveals the secrets of pace; analyzes energy profiles and explains how a dead loser at Aqueduct might suddenly become a winner at Hollywood Park. Brohamer is the hottest new thoroughbred writer in the country. His book requires you already have an understanding of the basics and is for the hard-working professional who doesn't mind extra homework to isolate winners.

ANALYSIS OF A



PROBLEM

RACE

by Walter Bruning

Every once in a while those of us who live out here in the Midwest, where the cheap horses reign, dream about an article in *The Follow Up* that reflects reality as we know it. No bottom-of-the-barrel \$10,000 claimers for us! No, we see \$3,500 horses, and worse. However, a funny thing happened on the way to the mutuel window. We actually use all of the Methodology's tools and beat these races pretty effectively.

I have had the opportunity to play the Southern California tracks several times in the past year, and it is a joy to deal with clean pace lines, definitive class structure, good form and few track to track adjustments. As I said, many of us lead a somewhat different existence.

The race that I will present is typical of what we find in the Midwest these days. The growing number of tracks, encouraged by revenue hungry legislatures, has diluted the quality of racing. At Canterbury Downs where I play, the bottom is now \$3,500 claiming. When the track started in 1985, it was \$6,250. Trainers named Lukas, Van Berg, Mott and Nafzger had stables here. No more. Now we have names like Brown, Cuccurullo, Rhone and Trejo. None of these gentlemen is likely to be recognized by anyone outside of this circuit, I would venture.

Does K-Gen work here? How about ENERGY!? Heck, how about APV, if you want to get down to basics. Yes, they all work. The race I'm presenting is typical of the \$3,500 claimers we see carded everyday. It has some added twists specific to our track. Canterbury's 5 1/2 furlong events normally run Sustained. The day before this race, on a sloppy track, a cheap sprinter from Prairie Meadows in Iowa wired a 5 1/2 furlong field, but on a drying track, things usually play differently. Look for a horse that has some good late kick.

* * * * *

Editor's Note: As always, I urge you to handicap this race completely, carrying your work to completion and writing down exactly how you would bet the race had you been at the track. I also want to thank Mr. Bruning for taking the time to submit this race for our edification. The reason we feature so much Southern California racing is because Howard and I write most of the articles and that's all we see. We welcome material from other parts of the country.

Sparkling Sultan

Own.—Burhenne Alan

12May91- 6Cby fst 6f	:212	:441	1:102	Clim 5000
27Apr91- 2Cby my 6f	:213	:452	1:12	Clim 3500
7Apr91- 6Beu fst 6f	:223	:453	1:103	Clim 3250
23Mar91- 6Beu gd 6f	:233	:474	1:131	Clim 3250
14Mar91- 6Beu sly 6f	:231	:472	1:131	Clim 3250
3Mar91- 5Beu fst 6f	:223	:472	1:113	Clim 3250
23Feb91- 6Beu fst 6f	:223	:453	1:113	Clim 3250
19Jan91- 6Beu gd 6f	:23	:472	1:13	Clim 3000
5Jan91- 3Beu fst 6f	:224	:46	1:101	Clim 3000
13Nov90- 3Haw fst 6f	:223	:46	1:191	3+ Clim 4000

Speed Index: Last Race: -6.0

LATEST WORKOUTS Apr 25 Cby 3fst :352 H

Jest Some More

Own.—Peters Dale C

19May91- 1Cby fst 6f	:221	:46	1:111	Clim 3500
4May91- 6Cby my 6f	:22	:453	1:11	Clim 3500
30Oct90- 5Cby fst 6f	:221	:451	1:103	3+ Clim 4000
23Sep90- 6Cby fst 6f	:223	:454	1:18	3+ Clim 4000
18Sep90- 6Cby gd 1	:473	1:142	1:423	3+ Clim 4500
9Sep90- 6Cby fst 6f	:224	:46	1:123	3+ Clim 4000
16Aug90- 7Cby fst 1	:483	1:133	1:40	3+ Clim 4000
5Aug90- 9Cby fst 6f	:222	:462	1:12	3+ Clim 4000
27July90- 8Cby sly 6f	:223	:462	1:122	3+ Clim 5000
3July90- 6Cby fst 6f	:221	:453	1:121	3+ Clim 4500

Speed Index: Last Race: -11.0

LATEST WORKOUTS Apr 30 Cby 4f my :522 B (d)

Deicer

Own.—Hendrickson Charles

19May91- 2Cby gd 6f	:223	:462	1:121	Clim 3500
12May91- 6Cby fst 6f	:212	:441	1:102	Clim 5000
19Apr91- 5RP fst 6f	:23	:47	1:13	Clim 5000
11Apr91- 4RP fst 6f	:213	:443	1:114	Clim 5000
10Mar91- 4RP fst 6f	:212	:442	1:113	Clim 5000
2Dec90- 9RP fst 6f	:211	:433	1:094	Clim 7000
21Nov90- 9RP fst 6f	:222	:46	1:18	Clim 6500
27Oct90- 4RP fst 6f	:22	:454	1:11	Clim 10000
14Oct90- 3RP fst 6f	:222	:462	1:124	Clim 12500
30Sep90- 7RP fst 6f	:22	:453	1:111	Alw 10500

Speed Index: Last Race: +1.0

LATEST WORKOUTS May 8 Cby 4fst :503 B

Mica S.

Own.—Bittner Roy

16May91- 6Cby fst 6f	:22	:45	1:102	Clim 3500
3May91- 2Cby fst 6f	:221	:453	1:102	Clim 5000
30Mar91- 11Fon fst 6f	:241	:474	1:132	Clim c-5000
8Mar91- 2Fon fst 6f	:23	:471	1:131	Clim 3500
24Feb91- 6Fon fst 6f	:234	:48	1:141	Clim 3500
14Feb91- 8Fon fst 6f	:231	:48	1:144	Clim 5000
16Nov90- 7LnN fst 6f	:241	:473	1:124	Clim 3500
8Nov90- 6LnN my 6f	:241	:483	1:16	Clim 3500
28Oct90- 9LnN fst 6f	:24	:472	1:13	Clim 5000
14Oct90- 3LnN fst 6f	:234	:471	1:124	Clim 5000

Speed Index: Last Race: -6.0

LATEST WORKOUTS May 2 Cby 3fst :392 B

Native Basque

Own.—Spetz Mr.-Mrs James

15May91- 1Cby fst 6f	:221	:46	1:111	Clim 3500
6Oct90- 4LnN fst 6f	:233	:47	1:132	Clim 2500
23Sep90- 3LnN fst 6f	:24	:474	1:142	Clim 2500
2Sep90- 8Cis fst 6f	:233	:474	1:144	Clim 2500
24Aug90- 9Cis fst 6f	:493	1:162	1:49	Clim 2500
10Aug90- 7Cis fst 6f	:23	:481	1:221	Clim 2500
3Aug90- 7Cis gd 6f	:234	:483	1:151	Clim 2500
27July90- 9Cis fst 6f	:243	:494	1:18	Clim 2500
20July90- 7Cis gd 6f	:241	:49	1:154	Clim 2500
7July90- 9Ato fst 6f	:232	:472	1:132	3+ Clim 3500

Speed Index: Last Race: -10.0

LATEST WORKOUTS May 13 Cby 4fst :51 H

B. g. 6, by Island Sultan—Overly Bright, by Over Arranged

Br.—Kelly Tom Jr (III)

Tr.—Sinn Michelle M

8 8 761 351 471 581	Cordova D W	LBb 114	17.80
8 2 21 11 131 11	Moll C S	LBb 117	7.30
6 12 121 112 131 121 19	Santiago M D	LBb 116	*3.30
1 8 413 1hd 113 21	Santiago M D	LBb 119	*1.90
2 10 991 781 331 311	Lague L	LBb 119	*2.20
9 3 2hd 111 11 1hd	Lague L	LBb 119	*2.40
10 3 843 761 451 21	Lague L	LBb 119	5.70
9 7 56 321 411 241	Lague L	LBb 120	4.10
12 4 11 12 1hd 1nk	Lague L	LBb 120	41.50
5 9 33 35 711 9191	Mhorney W T Jr 5	Lb 109	33.20

3-Race Avg.: -5.3

10-Race Avg.: -3.6

B. g. 5, by Set More—Miss Beau Jester, by Whirling Jester

Br.—Boyer Victoria L (Neb)

Tr.—Peters Dale C

3 6 1hd 31 45 714	Hightower T W	B 120	9.60
1 5 31 851 811 10181	Hightower T W	b 120	37.10
3 7 421 43 33 533	Hightower T W	B 122	5.30
1 5 3nk 11 21 41	Hightower T W	B 122	14.90
2 4 421 21 521 771	Hightower T W	B 114	14.80
8 2 11 31 55 851	Hightower T W	B 122	5.70
3 1 11 111 11 3hd	Hightower T W	B 116	30.50
2 9 761 671 681 5121	Hightower T W	B 122	23.90
4 2 431 671 591 5151	Hightower T W	B 116	11.60
1 5 53 441 53 54	Hightower T W	B 117	11.10

3-Race Avg.: -9.3

8-Race Avg.: -8.2

Ch. g. 4, by Cool Frenchy—Attractive, by Exclusive Native

Br.—Pumphrey Jay (Tex)

Tr.—Brown Wilson L

5 2 413 31 11 111	Lidberg D W	LB 120	11.60
3 4 341 661 68 8121	Lidberg D W	LB 115	20.00
8 3 413 521 531 661	Quinonez L	L 116	9.20
3 6 421 541 53 461	Barton D M	L 112	12.50
3 8 521 631 1181 119	Barton D M	116	4.00
10 1 761 651 331 111	Barton D M	112	17.70
4 7 41 411 45 76	Ramirez B R	116	3.60
2 4 311 21 521 531	Williams R D	116	5.80
9 3 2hd 2hd 22 261	Williams R D	116	8.70
8 1 613 31 441 691	Barton D M	116	38.80

3-Race Avg.: -3.6

10-Race Avg.: -4.1

Dk. b. or br. g. 4, by Gold Cup—Short Hit, by Winning Hit

Br.—Beavers V G Mr & Mrs (Neb)

Tr.—Bittner Roy L

6 8 621 761 911 781	Munoz O R	B 114	8.60
3 4 321 521 551 671	Munoz O R	Bb 114	6.20
5 9 1081 1011 89 671	Greer T G	LB 117	3.40
3 4 2hd 2hd 2hd 11	Greer T G	LB 122	*3.50
2 3 11 2hd 11 111	Greer T G	LBb 117	4.40
1 7 77 79 615 613	Greer T G	LBb 122	5.50
1 3 971 78 58 471	Coughlin J L	LBb 114	*2.80
3 2 21 2hd 22 351	Coughlin J L	LBb 114	3.20
5 3 661 751 621 32	Smith C H	LBb 120	3.60
4 4 651 541 521 411	Greer T G	LBb 117	3.30

3-Race Avg.: -5.0

10-Race Avg.: -3.1

Ch. g. 6, by Crafty Native—Short Feather, by Feather Dollar

Br.—Bicandi Mr.-Mrs Y (Wash)

Tr.—McQuay Kevin

5 8 621 521 57 613	Stevens S A	LBb 120	11.30
5 6 37 451 33 441	Ziegler M G	LBb 117	10.70
1 9 991 741 53 431	Beck D L	LBb 117	10.70
9 9 891 991 951 53	Peterka J	LBb 119	15.80
3 1 21 21 24 510	Peterka J	LBb 118	*1.90
7 4 21 21 2hd 111	Peterka J	LBb 119	6.70
7 7 76 65 66 44	Peterka J	LBb 119	4.20
1 1 43 46 32 221	Peterka J	LBb 119	10.60
9 9 75 67 421 42	Martinez A	LBb 119	17.30
4 7 79 77 56 34	Obriest R	LBb 122	5.10

3-Race Avg.: -5.0

9-Race Avg.: +0.5

Lifetime 41 6 6 3 1991 9 3 3 1 \$6,780

1990 12 0 0 0 \$331

117 \$31,546

82-12 Strong Beat 1142 The Pilot 1144 Shakopec Nine 1142	Bid faded 10
83-21 Sparkling Sultan 1171 Busy Ruler 1171 Peceful Surf 1091	Held on -9
72-14 Zero Plus 1161 Rainbow Punch 1141 Dr. Twinkasetti 1161	Trained 12
77-25 Ultimate Joy 1141 Sprkling Sultan 1192 Md Doc 1144	Weakened late 9
76-20 HyActon 1171 Anthr Wyt 61191 Sprkling Slt 1193	Rallied inside 10
86-13 Sparkling Sultan 1171 Huh Dave 1161 Imagine 1171	Game late 11
85-15 Purple Rin 1161 Sprkling Sultan 1191 Bold Cojk 1142	Outside rush 12
74-23 Ultimt Joy 1181 Sprkling Sultan 1201 Rcklss Togr 1221	Bmpd start 12
93-13 Sprkling Sultan 1201 Fld Dnzig 1201 Artistic Ntur 1151	Game win 12
56-24 Rhond's Sport 1171 ScrT With 1171 Fr Down Blw 1151	Brief speed 12

Overall Avg.: -3.6

Lifetime 33 3 2 5 1991 2 0 0 0 \$3,707

1990 12 1 0 1 \$11,639

114 Turf 1 0 0 0

73-16 Icewaltzer 1201 Sweet Pop 1201 Disco Splash 1201	Faltered 8
69-18 Plenty Rich 1201 Peaceful Surf 1152 Color Me Bad 1202	Brief speed 11
87-09 Die's Double D 1191 Lightning Poisd 1191 Some Hrls A Nrd 1191	Evenly 12
79-19 So Dak Star 1191 Fair Fantasm 1191 Busy Ruler 1221	Outfinished 12
56-37 Billy Brad 1171 Hey Prince 1162 Halo Dawn 1141	Tired 12
75-14 Dash The Music 1141 Dale's Double D 1191 Just J.R. 1171	Tired 12
76-26 Billy Brad 1191 Colonel Aloha 1191 Jes Some More 1161	Gamely 10
71-20 Rulla of the Ribs 1221 Don Von 1191 Wine Steward 1221	Outrun 10
66-22 Tuff Boss 1161 White Relic 1161 Marzee F. 1161	Bumped start 7
79-17 Mster Croft 1221 Som Hlo 1221 Trump An Ac 1191	Flattened out 7

Overall Avg.: -7.1

Lifetime 23 5 6 0 1991 5 1 0 0 \$2,190

1990 12 2 2 0 \$15,797

120 Turf 1 0 0 0

82-19 Deicer 1201 Kinda Lucky 1201 Color Me Bad 1201	Drew clear 7
79-12 Strong Beat 1142 The Pilot 1144 Shakopec Nine 1142	Tired 10
67-30 Whata Keeper 1161 Dancing Rae 1161 Jeromy Sol 1181	Weakened 9
72-23 Dirty Dds Duk 1121 Drk Only Work 1161 Spnd 1121	Steadied 1/16 12
71-19 Erratic 1161 Drifton 1161 Diamond Stat 1161	Rail trip 12
89-14 Deicer 1121 Quartzsite 1161 Just a Minute Now 1121	Wide early 10
72-20 No Hat Chrley 1121 Best Honor 1161 Birthdy Billy 1141	Faltered 10
79-20 Forever Flyer 1201 Quartzsite 1161 Best Honor 1141	Faltered 12
67-31 Fantastic Fury 1161 Deicer 1162 Devil's Nest 1121	2nd best 12
72-21 Always Thinking 1161 Dril's Chrg 1161 Cody Jck 1191	Bid, faltered 10

Overall Avg.: -4.1

Lifetime 27 7 2 6 1991 6 2 0 0 \$4,020

1990 19 4 2 6 \$14,905

114 \$22,225

82-12 VBien 1141 Busy Ruler 1141 Missd His Cling 1201	Wide stretch 11
83-13 Tacoman 1141 Some Halo 1141 The Pilot 1141	Six wide stretch 8
76-19 New Attitude Jr 1221 Winter Tn 1141 Red One's Tr 1171	Away last 10
84-19 Mica S. 1221 Ace Hudkins 1151 Ima D. and L. Fan 1141	Driving 10
79-22 Mica S. 1171 Replica Lad 1181 Color Me Bad 1191	Driving 9
63-22 Night Above 1221 Romeo's On 1171 Blum's Bird 1141	Always back 7
84-14 Strtfrd Jr 1171 Mndght Dr 1191 Enchnrd Ln 1152	Steady advance 9
70-29 Slim to None 1171 Stratford Jet 1171 Mica S. 1141	Gave way 8
89-09 Ken's Keeper 1141 Slim to None 1171 Mica S. 1201	Circled horses 10
90-10 Lucind Lee 1181 Ken's Keeper 1141 Strtford Jet 1171	Outside bid 9

Overall Avg.: -3.1

Lifetime 57 10 2 5 1991 1 0 0 0 \$3,572

1990 16 2 1 2 \$19,050

114 \$19,050

74-16 Icewaltzer 1201 Sweet Pop 1201 Disco Splash 1201	4 wide turn 8
84-16 Del Volante 1191 Uncle Henry 1191 Marshall Town 1162	Tired 9
81-14 Uncle Henry 1201 Del Volante 1141 Curious Ntve 1191	Inside bid 10
86-12 Di Volnt 1191 Lovu Lovu Lovu 1191 Rusty Dpot 1221	Lacked speed 10
63-19 Running Rmpt 1115 Punkin Tuner 1091 Oliver's Pond 1141	Tired 9
83-21 Ntv Bsq 1191 Hows Your Tdor 1221 Dvltto Cich 1161	Steady drive 8
83-18 White Secret 1221 Agudo 1221 The Snoe Prince 1191	Saved ground 8
101-16 Hand Stand 1191 Native Basque 1191 Duo 1221	2nd best 8
82-22 Prohibitionist 1141 The Snoe Prince 1191 Hnd Stnd 1191	Closed late 10
92-04 Uncle Henry 1221 Devil's Ace 1221 Native Basque 1221	7

Overall Avg.: -0.7

First, I did Class/APV and Tom Hambleton's speed rating/variant numbers on every horse. I also used the form guidelines promoted by Tom Brohamer and reviewed in your recent Beginners Column (see F.U. 22). I carefully examined class rises and drops. And, of course, I do ESP on every horse in the race. It's really amazing how often this step isolates the one or two horses that have the greatest potential to dominate the field.

My track profile suggests that any horse with a Median Energy of over 70% is not likely to carry its speed to a victory, especially if there are other high Median horses in the race with it to "push" it along.

Of all the horses in the field, the following are the top Class/APV possibilities. I follow Doc's practice and use two years unless the horse has had 6 starts in the current year. Also, I discount Minnesota breds 10% because of the purse additions they can earn and the inflated purses they run for. They are generally not competitive in open races.

	<u>APV</u>	<u>CLASS</u>
Beat	150	158
Herb	190	129 (adjusted)
Sultan	81	129
Jest	151	94
Deicer	251	171
Mica	104	95

Sultan and Mica are a little low. Jest is borderline, but has a real form defect. In fact, only three horses are able to boast of good current form using the guidelines of up close at the stretch call at the same class or better: Beat, Sonny and Deicer. Sultan is close. Everybody else is out of it.

Using Tom Hambleton's Speed Rating Plus Half the Daily Variant from the *Racing Form* gives us some more insight. I used only at the last two races for each horse, and I noted races on an off track by placing an asterisk by the rating. All the figures have been corrected for track class differences as noted in Tom's article. (F.U. 24, page 7).

Beat	97	82
Sonny	88	70*
Wally	87	89*
Sultan	88	84*
Deicer	92*	85
Mica	88	90

A closer look shows that Deicer looks like an improving horse; the last three races show an improving speed rating. Beat ran a big race last time against a strong pace, but when we look at today's matchup, we see the following running styles:

Beat	E
Sonny	E
Wally	EP
Sultan	EP

Deicer S
Mica S

In addition, two horses that I don't feel can win at this level, Kid and Herb, will also likely contest the early pace. Two questions remain: will the horses from the Beat tandem that ran against fractions of 21.2, 44.1 be able to set a similar pace today? Since the track was still rather muddy and had produced very slow times in prior races, I felt the pace should be quite a bit slower than 44.1.

The second question concerns negative class drops, which Tom Brohamer emphasizes in his book and on the accompanying audio tapes. Almost every day we are faced with negative class drops. Notice that Beat is dropping in class off a win. Time to use some of our computer tools.

The K-Gen readouts for this race are straightforward. I find that I have the winner in the top three raw SP and EP readouts nearly 90% of the time. Here are the raw rankings:

<u>SP</u>	<u>EP</u>
Deicer	Beat
Mica	Sonny
Wally	Sultan

The manual adjust (selection 2) also gave the same rankings. I looked at it because the pace lines used gave a spread of greater than two in raw Total Energy. This is where K-Gen and ENERGY! really shine.) Let's look at the manually (option 3) adjusted ENERGY! readouts. Clearly, we have a situation for a prime wager. Sonny, Beat and Sultan all have percent Medians far above what the track will permit. Deicer has a near perfect pattern for the track's drying out condition, and should be able to contend Early and then display his superior late Energy.

What if Beat hangs on and wins? I chose to bet deicer to win and place, and to box Deicer and Beat, figuring that this was a defensive play that could turn out very nicely if my handicapping was right on the money.

The chart shows the result of a full application of the Methodology. The \$11.00 mutuel was great, and the \$2 exacta at \$26.20 was the icing, or should I say Deicing, on the cake.

EX \$26.60 →

5/ 6 1/4 furlongs. Purse \$3,500. 4-year-olds and up. Plus 400 Mbl Claiming \$3,500. Off 3:17. Start good. Won ridden out. Time :22 1/4, :48 1/4, 1:05 1/4.						
Horse (jockey)	P	1/4	1/2	3/4	Str	Fin Odds
Deicer (Lilberg)	8	4-1/4	1-1/4	1-3	1-8	4.50
Strong Beat (Frontiers)	1	2-hd	2-hd	2-3	2-8	1.10
Just Some More (Hightw)	7	3-hd	4-1/4	5-3	3-nk	38.20
Mica S (Gualardo)	9	6-2 1/4	6-3	4-hd	4-1/4	20.80
Sonny Cut (Quinonez)	2	5-2	3-1 1/4	3-2	5-4	8.40
Herb Is A Herd (Sellers)	5	8-hd	8-hd	7-2 1/4	6-3	14.40
Wally Royal (Gomez)	3	7-1/4	7-1/4	8-hd	7-1/4	16.50
Native Basque (Stevens)	10	9-3	9-4	8-1 1/4	8-2	41.80
Sparkling Sultan (Noll)	6	10	10	10	9-3	4.80
Kid Shelleen (Easman)	4	1-1/4	5-hd	9-hd	10	15.10
8/Deicer			11.00		3.80	3.38
1/Strong Beat					3.40	3.38
7/Just Some More						7.48

K I N E T I C G E N E R A T O R

Race: 527c5 Dist = 5.5 FURLONGS Comments: 4+3.5

=====

Name	Total	Hidden	ENERGY FACTORS				3rd	ESP Type
			Fx	Med	Lex			
BEAT	169.95 ✓	63.76	65.88	<u>70.77</u>	29.23	29.82	Early	} ✓
SONNY	168.65	63.43	65.72	<u>70.99</u>	29.01	29.21	Early	
WALLY	167.93	64.27	65.88	69.84	30.16	30.14	Early	
SULTA	168.42	64.10	65.52	<u>70.47</u>	29.53	29.66	Early	
DEICE	165.01 ✓	64.77	66.29	<u>68.33</u>	31.67	30.78	S/P Presser	
MICA	167.90	64.53	66.21	69.24	30.76	30.73	E/P Presser	

Energy > 2 use MANUAL

(S)CRATCH (H)ARDCOPY (C)ONTINUE C

DISTANCE TODAY 5.5 FURLONGS

MANUAL
ADJUST

KINETIC POTENTIAL FOR 1/2 FURLONG

BEAT	23.34	23.06	22.50	<u>21.68</u>	19.30	16.30	14.59	12.81	11.01
SONNY	23.91	23.67	23.10	<u>22.22</u>	19.54	16.15	14.22	12.23	10.24
WALLY	22.21	22.19	21.89	<u>21.34</u>	19.42	16.83	15.28	13.63	11.92
SULTA	22.43	22.68	22.54	22.03	19.87	16.75	14.85	12.83	10.77
DEICE	21.37	21.11	20.73	<u>20.23</u>	18.86	<u>17.16</u>	16.18	<u>15.13</u>	14.03 ✓
MICA	21.84	21.57	21.13	20.53	18.88	16.82	15.64	14.38	13.07

<----- Ekp ----- Mkp ----- Lkp ----->

KGEN Rankings

RAW	SP	EP	MANUAL (#2)	SP	EP
	DEICER	BEAT		DEICER	BEAT SONNY
	MICA	SONNY		MICA	BEAT
	WALLY	SULTAN		WALLY	SULTAN

E N E R G Y
* * * * *

ace: 527c5. Dist = 5.5 FURLONGS Comments: 4+3.5

> 2 - manual

ame	Total	Median	Factor X	Name	Total	Median	Lex
EAT	169.95	70.35	65.88	SULTA	169.68	70.35 ✓	29.64
SONNY	168.64	70.85	65.72	BEAT	169.68	70.36 ✓	29.63
ULTA	168.42	70.38	65.52	WALLY	169.67	69.81	30.18
ALLY	167.93	69.85	65.87	SONNY	169.66	70.82 ✓	29.17
ICA	167.89	69.25	66.20	MICA	169.66	69.23	30.76
EICE	165.01	68.94	66.28	DEICE	169.66	68.88	31.11

ace	F 1	Matchuo F 2	F 3	Name	Units of Energy Emuv	Smuv	uXr
ONNY	36.55	34.27	(29.17)	DEICE	0.395	0.395	0.790
EAT	36.24	34.12	(29.64)	MICA	0.372	0.489	0.861
ULTA	35.88	34.47	(29.64)	WALLY	0.226	0.542	0.769
ALLY	35.70	34.11	30.18	BEAT	0.086	0.586	0.672
ICA	35.44	33.78	30.76	SONNY	0.000	0.658	0.658
EICE	35.18	33.70	31.11	SULTA	0.196	0.693	0.889

no!
Even

PARAGON A

PARAGON B

ENERGIZER

VARIEGATE

BEAT

DEICE

BEAT

Sustained

RANKINGS

	E P	P R	H E	S P	L X	F X	Muv
BEAT	1	1	5	3	5	3	0.56
SONNY	2	3	6	6	6	4	0.00
WALLY	3	2	3	4	3	3	1.82
SULTA	4	4	4	5	4	5	2.02
DEICE	5	2	1	1	1	1	3.01 ✓
MICA	6	5	2	2	2	2	3.09

Paragon A

Paragon B

BEAT
DEICE
WALLY

DEICE
BEAT
MICA

WANTED

Your **LOSING** Races.
Send us some races
YOU LOST,

We need them to
TEST a NEW
Handicapping Program.
\$10 credit for each
of **YOUR** races used

To Qualify
The Winning Horse
MUST be in your
readout, but **NOT**
in the **TOP 2.**
We will use **YOUR**
pace line selection
where applicable.
Winner must pay at
least **\$9.80**

Send Past performance
AND Results Charts
Put a **DOT** next to
pace line you used.
Include your readouts,
Velocity or Energy.
For each race used
we will give you a
\$10 credit on any
purchase or seminar.

ACT NOW, Please!
We Need **YOUR** help
in this dramatic
test project!
Read Follow-UP
each issue for latest
developments.

Send **DIRECTLY** to
Howard Sartin
Pirco Research
1390 E. 6th Street
Beaumont, CA. 92223

Two New Programs!

Our programming elves have been busy in the past two months and have turned out two bright shinny new computer programs for those of us with IBM (or clone) computers. Both are featured in this issue: the Brohamer Model keeper and the Parmaker.

The cost of these programs is purposely being kept as reasonable as possible, because these are not handicapping programs, but handicapping utilities. **ONLY IF** you feel you need one or both of these programs should you send for them. The cost will be:

The Brohamer Model Program	\$22.00
The Parmaker Program	\$20.00

As is always PIRCO's policy, we are making these programs available to you at the lowest possible cost to aid you in your quest for handicapping excellence. We all know that you can do the same job with a pencil and a piece of paper. We also know that most of you don't do this work. These programs are being offered in the hopes that they will inspire some of you to use these most valuable tools for your own benefit.

Please remember, these programs are available *only* for MS-DOS (IBM) computers. As usual, please order directly from the PIRCO office.

