

ISSUE: 17

ESTABLISHING ENERGY PARAMETERS

Table of Contents

Publisher's Column	2
Saratoga Report	6
Establishing Energy Pars by Tom Brohamer	7
Las Vegas Seminar	16
Using Pace	17
Theorist? by Jim Bradshaw	22
Q and A with the Doc	23
Winning by Jim Bradshaw	25
Psychology of Winning	27
Turbocharge Your Bankroll by Dan Doran	31
The New Velocity EnGen	37
Book Review	46
Energy Report: Adjustments	47
The Problem Race	55

The Follow Up is published six (6) times a year by PIRCO Inc. in conjunction with the Inland Empire Institute. Subscription price is \$66.00 per year. If you have any problem with your subscription, or have a change of address, please contact our editorial office, address below. All material in this publication is for informational purposes only.

Copyright 1989 PIRCO Inc.

All rights reserved. No part of this work may be reproduced or transmitted in any form or by any means, electronic or mechanical, including photocopying and recording, or by any information storage or retrieval system, except as may be expressly permitted by the 1976 Copyright Act or in writing from the publisher. Please.

Past Performance and Results charts
copyrighted by Daily Racing Form, Inc.



O. HENRY HOUSE WEST
BANNING, CALIFORNIA



INLAND EMPIRE INSTITUTE

The Follow Up editorial offices are
located at:

1215 Alma St.
Glendale, CA 91202
(818) 546-8978

Please address all correspondence
in response to any article or to
express any opinions to this
address. If you wish to submit
material for consideration or wish
a reply, please include a self-
addressed, stamped envelope.

Richard Schmidt
Editor

The Inland Empire Institute is
located at:

1390 E. 6th St. #5
Beaumont, CA 92223
(714) 845-5907

Please address any questions or
comments you wish to make directly
to Dr. Sartin to this address.
Please include a self-addressed,
stamped envelope if you wish a
personal reply. Any books, manuals
or computer programs should be
ordered directly from the
Institute.

Howard G. Sartin, PhD
Founder and Chairman of the Board



In Loving Memory

Glenn Smock

He was the first charter Member of PIRCO; My First.
Soldier - Comrade in Arms - Emissary. He was the Grand Old Man.
He was the Duffer. Most of all, he was a friend.
He loved people. He loved horseracing. He especially loved Annette.
He proved that age is no barrier to successful handicapping.
He was - and his spirit will always be - an inspiration to all;
particularly the elderly to whom he was the model for success
Ask Ray Klass. Ask any of our seniors who now enjoy more
fruitful lives because of Glenn's help.

His physical being is gone from us now. But he has a
forwarding address: Finish Line box Seat, Heavenly downs.
Gabriel, himself, blows Call to the Post.
There is no track bias. The weather is always just fine.
Track Fast. The horses are all trained by God and ridden by
angels. They always run to their past performance lines.
There are only five other Methodology users at this track.
They were waiting to share their box with Glenn. The rest
of the crowd are horseplayers who died broke. Yes, they made
it, too. They have unlimited funds now but they still follow
horses that follow horses. So Glenn's mutuels are high.
Very high.

Save us all a seat in your box, Glenn. We'll be joining you
soon enough.

Still, we miss you. Oh God, how we miss you!



BOSS

A NOTE FROM THE PUBLISHER.

P R I O R I T I E S

An assortment of physicians and a surgeon have made it clear to me that if I wish to see Michael Pizzolla's 7th state of handicapping consciousness come to fruition -(Phase VII, Synthesis)- I had better reexamine my priorities. It seems I am currently living Phase VI of the Methodology: DECELERATION. My Phase V ENERGY shows a deficiency Late. My Median is still good for sprints but over a mile I fade in the stretch. These M.D.'s have proved to be pretty good trainers, so I'm inclined to go along with their program. They'll enter me only in short Allowance races up to a mile carded for entrants 60 years old and above. I've always run for small purses, so that will be no problem. They still think I have some intellectual stud value, however, so my progeny - the Charter Members - can carry the bloodline into the next century.

What this means, in short, is that I have to apply my Total Energy quotient to the areas in which I am most valuable to YOU. This, I feel, is research, development AND continued dedication to working with clients in the area of personal psychotherapy to eliminate the psychological roadblocks to success.

With the advent of ENERGY!, we have reached a milestone in our development. No procedure EVER devised by ANYONE has even approached ENERGY'S demonstrated capacity. Tom Brohamer told me that ENERGY makes calls that cannot be discerned by even the best handicappers; that he has witnessed relatively inept "total handicappers" achieve heights with ENERGY that amazed him. That is rare praise from the King of Pace Velocity.

ENERGY was my 1976 brain child. Shortly thereafter came DECELERATION. In 1984 I actually wrote a DECELERATION Program. "The Hat" and I have been upgrading it ever since. The history of innovators has been one of being burned at the stake if they try to advance the future beyond the limitations of "established thought." Just driving the freeways is dangerous enough without having to worry about incineration. So I've been waiting for the elusive "An Idea whose Time has Come" syndrome. What became Phase III was looked upon as a wild theory in 1975. Ultra Scan did not escape derision in 1983. SYNERGISM was subject to much skepticism in 1986. Energy was laughed at in 1987. In 1991 DECELERATION probably won't stand the scrutiny of "mainstream logic." The best chance for SYNTHESIS will be a posthumous release. Yet these brain child thespians wait

patiently in the wings for their moment on stage, where each, in turn, will recite an eloquent soliloquy to further elevate the state of the art and science of successful thoroughbred handicapping.

To reserve my seat in the audience for the drama ahead, I will henceforth be unable to critique and evaluate your individual races. This task will be performed by others. We have added Provisional Teaching Members and Full Teaching Members to our core of Charter Members who will take up the gauntlet in this area. New to this list to provide help for clients handicapping Philadelphia Park, Garden State, Penn National, Atlantic City and Delaware is:

ELLIOTT SIDEWATER FORRESTER ROAD, HORSHAM, PA.
(215) 674-8980 After 6 P.M. Eastern Time.
He is authorized to provide assistance to PHASE III
& SYNERGISM users ONLY.

ENERGY is producing its own coterie of Teachers. ENERGY's newest teaching member is:

STEVE PANICO 23 WILSHIRE LANE, Apt. B-16. OAKDALE, N.Y.
11769. (516) 563-4136.

Steve is the most outgoing and verbally concise (able to keep his answers short and crisp) of a growing number of East Coast ENERGY users who have achieved remarkable success with ENERGY. Others include-but are not limited to- Michael Schertz and Joe Burkeson.

NEW TEACHING MEMBER-ALL PHASES

Paul Colwell. 617 Edison Ave. Aurora, Ill. 60505 (312) 892-4190

GET WELL MESSAGES

I cannot begin to describe the deep emotions I felt upon receiving the cards, many of them elaborate, letters, creative poetry, and bottles of Scotch and floral arrangements from the hundreds of you who rallied behind me after my surgery. Somewhere along the line, with my wife's help, I'll be able to answer you all individually. But until then, I can offer only my heartfelt thanks. Even my wife, Mary, looked upon me with a kind of honor prophets seldom get in their own land after reading your messages.

I also wish to thank two eminent Medico's, Dr. Alex Milstein and Dr. John Bolander. They gave me medical advice, moral support and esoteric prescriptions that were of more help than the medical services that I paid for.

MAKING THE MOST OF EXPULSION

One of the more amusing facets of life's comedy occurred in Omaha at Aksarben race track in July. Before the fifth race, named in honor of THE FALLEN ANGELS, which had no significance for me until

the public address announcer came on and said: This race is in honor of the Fallen Angels. In the winners circle to present the trophy will be George Kaywood and Richard Quigly, former members of Dr. Howard Sartin's famous PIRCO Group." Gotta hand it to George and Richard for making the most of the situation. They now run a tout service in Omaha along with "The Infamous" Dave Maycock. Ironically, every expelled PIRCO member; they, along with John Nick and Ivan Toperkof, went from breaking their PIRCO vows to becoming touts.

ADVANCED CLASS/APV PROGRAM

Robert Cochran has developed an enhanced A.P.V./ Class program with the technical help of his computer-wiz son, Bobby. Classes will be held in Chicago demonstrating the power of A.P.V./Class in eliminating non-contenders, and the efficiency of this program in particular. Testers will be asked to keep a 60 race cycle of results showing what improvements were made to their handicapping proficiency as a result of the program. If it tests as positively as we suspect, we will incorporate it into the forthcoming SYNERGETIC MATCHUP II program due in 1990.

THE ULTRASCAN UNDERGROUND

There is a coterie of ULTRASCAN users out there who are crying all the way to the bank. We seldom hear from them. A lot of these successful users don't even subscribe to The Follow Up because we never do any articles on Ultra Scan. This program suffered a lot of derision from some PIRCO Charter Members. They meant no harm. They merely preferred numbers that represented pure velocity. Those who remained steadfast in their use of Ultrascan have been constantly rewarded. One of those wonderful "get well" cards I received states the situation quite succinctly: "Ultrascan just goes on winning and winning year after year at all the tracks I play."

SEATTLE CLINIC

The "Hat" and I enjoyed three days in Seattle in early September. Along with Dick Hazen, Bruce Jorgenson, Lars & Carla Erickson and Virginia Butler, we subjected 66 Pacific Northwest Members to a day long marathon that was originally slated to be remedial. Most of those clients responded to the challenge with bright, alert questions and a winning day at the track. Many are so good that I had a bonanza day just using THEIR readouts. All is well again in the great Northwest, where Longacres continues to spew a bevy of \$12-25 mutuels. What a gold mine that area is.

Speaking of using others people's readouts. A big thanks to Jerry Wayne and Jay Elliott for a big day at Del Mar in which they did all the work. Their readouts provided me with a 120% return on starting bank. Jay made my day complete by introducing me to the charming William Murray replete with a dine-out feast. We review Murray's latest book in this issue.

Bakker held in psycho ward



Handcuffed and shackled evangelist Jim Bakker is led from his attorney's office by federal marshals.

Trial halts for
mental tests
after report of
'hallucinations'

VINDICATION

To the hypocritical Fundamentalists who view a college education as means to warp young minds rather than to set them Free; who seek to repress the natural urge of youth to seek truth through knowledge. They expelled me from one of their proprietary universities 48 years ago for having a "Bad Attitude." Took away my scholarship. Tried to steal my dream.

To those same hypocritical fundamentalists who planted the seeds of psychosis in so many of their followers, sending them to mental institutions. Then, when we had them at the point of cure, barged in and commanded them to kneel and ask "God's forgiveness for your sins;" thus perpetuating the guilt that caused the illness. Forgiveness; from a god created by the sick minds of these sanctimonious, false prophets. They who would tell us that our own dreams of being prophets, predicting the outcome of a thoroughbred race, is an evil pursuit, disdained by their god. We give you Jim Bakker. Can Jerry Fawlwell and others of this ilk be far behind?

The Triumph of Saratoga

by Dick Schmidt

Maybe it's just a trick of memory, but it does seem to me that we get better at giving seminars all the time. This year, with the Trackside Clinics, we seem to have done a lot of them. I attended every one, and at least in my mind, Saratoga was the best of the lot. We reviewed old concepts and presented new information.

New clients who were just starting made 6 months progress in one weekend. Those using Phase III and Synergism II profited, and those testing ENERGY! had a special session just for their problems. During the week after the seminar, I talked to a dozen or more who attended and the response was universal: it was the best ever.

The real proof came on Monday, after the end of the official seminar, when most of us went to the Queen of tracks for what turned out to be a royal day at the races. Saratoga is known as a "tough" track, a "favorites graveyard." Maybe, but after the 4th race, 5 different clients told me that they had already paid for the weekend; seminar, hotel, travel and all.

The card wasn't anything special. In fact, Michael and I offered to review two races for those going to the track before the bus left, and we had a hard time finding two races we liked. Not only did we nail both races, including one that paid \$19.80, but we went on to have one of the best days ever. Bert Mayne, who had been up late the night before helping his parents start repairs after a serious fire in their home, said he was too tired to really handicap. Besides, he had to look after his 7 year old daughter at the track. He was just going to fool around and have fun. By the time he left, he could hardly walk, his wallet was so heavy.

Even Howard, a child of the depression who rarely bets more than \$20, was making \$50 bets and leaking \$100 bills. (You can make money just following Howard around a racetrack on a good day. He drops as much as most of us make.) Michael was putting on his own personal ENERGY! clinic at one table, while Tom Brohamer was racking them up with Phase III at another. It was raining money, and we all had buckets.

In fact, that day at Saratoga turned out so well, we've decided to make it the centerpiece of our first new manual in more than a year. What we're going to do is present the races for you to work, then walk through each of them. Any given race may be analyzed by several PIRCO Charter members or the Doc himself, each with his own unique perspective. You'll get race analysis from handicappers using all of our programs. Each race will be analyzed using both Synergism II and ENERGY!.

For those who couldn't attend one of the Trackside Clinics, or who want more, here is your chance to sit at the elbow of some of the best handicappers in the country and watch them do their stuff. Watch future Follow Up's for the release date.

Establishing Energy Parameters

by Tom Brohamer

For the past few weeks, I have been privileged to read parts of the rough draft of the book Tom Brohamer is writing for William Morrow. Based on what I have seen, it should be the absolutely best book on handicapping available to the general public, period. Nothing even comes close.

I have prevailed on Tom to rewrite small portions of the book, converting his general handicapping terms into the specific language of the Sartin Methodology, and he has most graciously complied. We'll print bits and pieces when we can until the book is ready.

Tom's book should be on everyone's "Must Have" list. It is the first book available outside the Methodology that is truly useful to everyone using any aspect of the Methodology. Phase III users, Synergism users, ENERGY! users; all will find this book both a fascinating and a profitable read.

- Dick Schmidt

* * * * *

Percent Median is most effective when used as a supplementary factor in the handicapping process. Generally, it will not stand alone, but is most effective in selecting and separating contenders. % Median will seldom isolate who to play, but can be deadly accurate in eliminating non-contenders.

Day to day application is dependent upon the handicapper understanding the nature of his racetrack. The pace handicapper's advantage lies in an accurate perception of local demands. The task is to establish accurate parameters. Fortunately, that's relative easy and not too time consuming. Once established, they can be maintained with only five to ten minutes work a day.

The Procedure:

- 1) Using the results charts, calculate the Energy expenditure of the previous day's winners.
- 2) Separate sprints, routes and turf races, and add each to the appropriate cumulative base. At some racetracks, it may be necessary to separate the various distances within the same distance structure. i.e. keep the three sprint distances separate, etc.
- 3) Calculate the highs and lows for each category and set the boundaries on each side. Do not use aberrant races, and be alert to changes from the norm.

PRACTICAL EXERCISE
ESTABLISHING ENERGY PARAMETERS
DEL MAR SPRINTS

Each racetrack has certain definite characteristics that can be anticipated at the beginning of each season. Santa Anita route winners average a % Median Energy output of about 68.30%. Sprints average around 69.20%. That's consistent from season to season, but not from week to week. Weather and maintenance activity often cause significant changes or biases.

When that occurs, upsets prevail, and most handicappers complain about the lack of form. It will pay to stay in touch with the everyday status of the surface. Two or three days of data is usually enough to establish acceptable boundaries. Two year-old and most maiden races should be excluded from your database.

Let's take a look at a typical race from Del Mar:

FIRST RACE
Del Mar
AUGUST 13, 1983

7 FURLONGS. (120%) CLAIMING. Purse \$15,000. 3-year-olds and upward. Weights, 3-year-olds, 116 lbs.; older, 121 lbs. Non-winners of two races since June 15 allowed 3 lbs.; of a race since then, 5 lbs. Claiming price \$16,000; for each \$1,000 to \$13,000 allowed 1 lb. (Races when entered for \$12,500 or less not considered). 17th DAY. WEATHER CLEAR. TEMPERATURE 81 DEGREES.

Value of race \$15,000; value to winner \$2,250; second \$3,000; third \$2,250; fourth \$1,125; fifth \$375. Mutuel pool \$357,397. Exacta Pool \$325,003.

Last Raced	Horse	Eql.A.Wt	PP	St	1/4	1/2	Str	Fin	Jockey	Cl'g Pr	Od's \$1	
5Aug83 10Mr1	Polysemous	b	5	118	9	5	51	62 1/2	42	11 1/2 Davis R G	16000	3.10
5Aug83 10Mr4	Exploded Jr.	b	4	113	6	2	31	21	1 1/2	22 1/2 Nakatani C S5	16000	4.20
30Jly83 90Mr4	Pain			116	2	3	11	11	3 1/2	33 Stevens G L	16000	6.00
2Aug83 10Mr1	Chief Pal	b	6	117	7	4	41 1/2	3 1/2	2nd	42 1/2 Pincay L Jr	16000	5.40
4Aug83 90Mr3	Safety Road	b	7	110	3	8	6 1/2	5 1/2	5th	5th Castanon J L5	13000	23.60
7Aug83 9LA4	Gallie Writer	b	5	116	10		9 1/2	7th	61	63 Cortez A	16000	50.70
4Aug83 90Mr10	Sterling Exchange		8	116	8	7	10	91	81	72 Solis A	16000	23.40
19Mar83 9SA5	Bucket Head	b	4	111	10	6	7 1/2	8th	9 1/2	81 1/2 Guymon T F5	16000	56.00
30Jly83 90Mr3	Tony Aglo		4	116	4	1	2 1/2	41	71 1/2	92 1/2 Valenzuela P A	16000	12.40
5Aug83 10Mr5	Fleet Form		6	116	5	9	8th	10	10	10 Black C A	16000	2.80

OFF AT 2:06. Start good. Won driving. Time, :22 1/2, :45 1/2, 1:18, 1:22 1/2 Track fast.

Official Program Numbers:

\$2 Mutuel Prices:	9-POLYSEMOUS	8.20	3.80	3.00
	6-EXPLODED JR.		5.40	3.80
	2-PAIN			3.80

\$2 EXACTA 9-6 PAID \$32.60.

Clk g. by Prijinsky—Violet Charm, by Imbros. Trainer Mollica Michael A. Bred by Mazzulli P P (Cal).

POLYSEMOUS, outrun early and wide down the backstretch, came into the stretch four wide, rallied to get the lead in the final sixteenth and proved best. EXPLODED JR., close up early, vied for the lead on the far turn, battled for command in the drive and gained the place. PAIN made the early pace, vied for the lead on the far turn and battled for command in the drive before weakening a bit in the final sixteenth. CHIEF PAL, close up early, threatened approaching the stretch while three wide but could not sustain his bid in the drive. SAFETY ROAD, never far back, lacked the needed response in the last quarter. GALLIE WRITER broke slowly. STERLING EXCHANGE, wide down the backstretch, was five wide into the stretch. BUCKET HEAD was four wide into the stretch. TONY AGLO forced the early pace and gave way. FLEET FORM broke slowly and showed little.

Owners— 1, Pessin S or Marilyn; 2, Williams Sheila; 3, Cohen J; 4, Alesia & Cappelli; 5, Sittu S; 6, Sepich E Jr; 7, Cardona & Glaze; 8, Greenman & Wilson; 9, Pejsa A W; 10, Rancho San Miguel.

Trainers— 1, Mollica Michael A; 2, Murphy Marcus J; 3, Young Steven W; 4, Eurlon Peter; 5, Tinsley J E Jr; 6, Fenstermaker L R; 7, Stute Melvin F; 8, Greenman Dean; 9, Lerille Arthur J Jr; 10, Vienna Darrell.

Overweight: Chief Pal 1 pound; Safety Road 2.

Fleet Form was claimed by Syndicate Stable; trainer, Ellis Ronald W.

Scratched—Romax (9Jly83 10H1).

The information from the first race looks like this:

	RACE	DIST	1ST	2ND	FINAL	B.L.	CLASS	AGE	SEX	%M
8-13-89	1	7F	22.2	45.1	122.4	4-4	\$16,000	3+	M	68.16

(B.L. = beaten lengths at the first and second calls. Since the Winner's Energy exertion is being measured, there are never any final beaten lengths.)

The race was for older \$16,000 claiming horses at seven furlongs. The winner was Polysemous, rallying from off the pace. His position at the first call was 5th, 4 lengths off the lead. At the second call, he was 6th, still 4 lengths back. His Total Energy output was 68.16% expended at the second call.

Let me add some races from the two day's charts on either side of the 13th.

	RACE	DIST	1ST	2ND	FINAL	B.L.	CLASS	AGE	SEX	%M
8-12-89	1	6F	22.1	45.2	110.0	0-0	Mdn	3+	M	68.44
	2	6F	21.4	44.2	110.0	0-0	\$20	3	M	69.76
	7	6F	21.4	44.3	109.1	0-0	\$50	3+	M	68.82
8-13-89	1	7F	22.2	45.1	122.4	4-4	\$16	3+	M	68.16
	2	6F	21.4	44.4	110.2	.5-1.5	\$32	3	M	69.19
	3	7F	22.1	45.0	123.0	2-3.5	\$16	3+	M	68.59
	7	6.5F	22.0	45.0	116.1	1-1.75	NW3	3+	F	68.57
8-14-89	1	6.5F	22.0	45.0	117.0	0-0	\$16	3	M	69.48
	5	6.5	22.1	45.3	117.0	3-4.5	NW1	3+	F	67.84

Our mini-database consists of 9 sprints at distances of 6, 6.5 and 7 furlongs, and is already large enough to provide conclusions about Del Mar racing.

The first conclusion is that three year-olds are still too immature to compete with their elders. The three races for 3YO's indicate a lack of finishing ability. Their % Medians were 69.76, 69.19 and 69.48. This is not a unique situation and is even more pronounced in the early part of the racing year. Three year-olds should be excluded from our main database and moved to one of their own.

A second conclusion can also be drawn. The winner's average beaten lengths at the second call demonstrates no real bias in running styles, except to perhaps eliminate the truly deep closers who try to come from 7 or 8 back. The % Median does indicate a slight preference for sustained pace, but horses may still go wire to wire.

The parameters:

- 1) 68.16%
- 2) 68.59%
- 3) 68.57%
- 4) 67.84%
- 5) 68.44%
- 6) 68.82%

6 races averaged: 68.40%

Range of performance: 67.84% to 68.82%

Range of acceptable performance: 68.16% to 68.82%. Deletes the aberrant 67.84% race.


5 races averaged: 68.51

The range of performance is set to capture the highest number of winners while eliminating as many entries as possible. Admittedly, this database is very small, but it does accurately reflect the 1989 Del Mar surface at the mid-point of the meeting. The 67.84% at 6 1/2 furlongs (race 4) was eliminated as an apparent aberration. Del Mar sprinters very seldom win with that number. The larger base confirms the conclusion. The Energy range for the meeting was consistently between 68.15% and 69.20%, with the ideal expenditure around 68.70%.

OK, let's put this new found information to work. The following race was run on August 20, 1989.

14 DAILY RACING FORM, SUNDAY, AUGUST 20, 1989

5th Del Mar



6 1/2 FURLONGS. (1.13 3/4) 18th Running of THE RANCHO BERNARDO HANDICAP (Grade III). \$75,000 added. Fillies and mares, 3-year-olds and upward. By subscription of \$75 each, which shall accompany the nomination, and \$750 additional to start, with \$75,000 added, of which \$15,000 to second, \$11,250 to third, \$5,625 to fourth and \$1,875 to fifth. Weights Monday, August 14. Starters to be named through the entry box Friday, August 18, by the closing time of entries. A trophy will be presented to the owner of the winner. Closed Wednesday, August 9 with 15 nominations.

Survive *

BAZE R A

116

Own.—Allred & Hubbard

6Aug89-70mr	5f :22 :442 1:084ft	3 118	31 42 43 31	DihoussyE1 @Aw52000	93-14 Skeeter, Kool Arrival, Survive	6
1Jly89-8Hol	6f @:221 :442 1:082ftm	5 117	106 110 54 4 4	DihssyE1 @Valkyr H	94-11 HastyPasty, Kurbstone, SilentArriv	12
1Jly89—Wide in stretch						
29Apr89-8Hol	7f :214 :442 1:213ft	10 116	67 77 44 21 1	DisE6 @A Gleam H	94-10 Daloma, Survive, BehindTheScenes	7
29Apr89—Grade III; Wide into stretch						
19Apr89-8GG	1 :451 1:093 1:361ft	3 117	87 67 24 21 1	CpTM3 @Cal GirlsH	82-20 LyricalPirate, Survive, HloweenBby	8
19Apr89—Forced wide 1/4						
26Mar89-8SA	6 1/2 f @:221 :451 1:153gd	11 116	41 41 43 64	Baze RA9 @Ls Cngs H	77-20 ImperilStr, DownAgin, ServN Volly	10
3Mar89-8SA	6 1/2 f :214 :443 1:162gd	7 115	66 56 51 12	Baze R A3 @Aw55000	88-19 Survive, Invited Guest, Saros Brig	6
3Mar89—Wide into stretch						
9Feb89-8SA	6f :214 :45 1:103sy	3 118	65 55 23 1no	DihoussyE2 @Aw41000	85-24 Survive, Humasong, Hasty Pasty	7
26Jan89-8SA	1 :453 1:101 1:362ft	6 117	53 54 87 812 1	Baze R A7 @Aw45000	73-16 SettLSmooth, LdyBrunicrdi, SdiB.Fst	8
11Jan89-7SA	6f :212 :441 1:083ft	4 119	86 85 33 23 1	Baze R A1 @Aw40000	91-14 Warning Zone, Survive, HastyPasty	8
30Dec88-8SA	6 1/2 f @:214 :45 1:161gd	3 118	67 56 44 22 1	Baze R A7 @Aw40000	75-22 Madruga, Survive, Marian's Courage	12
30Dec88—Wide into stretch						
Aug 14 Omr 3 1/2 ft	:393 B			Jly 20 Omr 5 1/2 ft	:534 H	
				Jly 23 Hol 5 1/2 ft	1:021 H	
				Jly 16 Hol 3 1/2 ft	:383 B	

Super Avie

VALENZUELA P A

117

Own.—Friendly Natalie B

		Ch. f. 4, by Lord Avie—Super Trip, by Super Concorde		Br.—Tricar Sales (Cal)		1989 1 1 0 0		\$19,800	
		Tr.—Fulton Jacques		1988 9 2 3 2		\$153,975			
		Lifetime 14 5 4 2		\$201,325		Turf 4 1 1 0		\$56,625	
28Jly89-80mr	6f :214 :444 1:094ft	4 116	52 1 1 13 11	DihoussyE4	Aw36000	89-16	SprAv,StormyBlVld,Shpro'sMstrss	8	
10Jly88-8Hol	1 1/4 :451 1:10 1:483ft	19 121	33 2 2 2 24	ShmrW6	Hol Oaks	90-10	PtternStep,SuperAvie,ComdyCourt	7	
10Jly88—Grade I									
25Jun88-8Hol	1 1/4 :452 1:10 1:433ft	7 118	65 1 45 38 38	PncylJr4	Princess	73-13	ClenLines,FlyingCountess,SuperAvi	8	
25Jun88—Grade II: Wide									
4Jun88-8Hol	1 1/4 :464 1:104 1:411ft	9 115	42 1 32 42 42	DlssE5	Hnymn H	85-16	Do So, Pattern Step, Jeanne Jones	5	
4Jun88—Grade III									
14Apr88-8GG	1 1/4 :46 1:102 1:433ft	8-5 115	31 1 21 13 1nk	Olivares F3	Sngsters	84-14	SuperAvie,QuietWk-End,AmyLouis	8	
30Apr88-8Hol	7f :22 :45 1:223ft	7 116	84 1 63 34 34	DlhssyE3	Rlbrd	86-14	Sheeshm,AffordblePrice,SuperAvie	9	
30Apr88—Grade II									
13Apr88-8SA	1 1/4 :452 1:101 1:48 fm	5 115	2 1 2nd 3nk 46 1	VelsquzJ7	Prvdncn	80-16	Pattern Step, Do So, Twice Titled	8	
13Apr88—Rank 7/8 turn									
23Mar88-8SA	6 1/2 :214 :442 1:153ft	5 116	22 32 2 2 2 23	VelsquzJ4	La Habra	78-18	Sheesham, Super Avie, Sadie B. Fast	7	
23Mar88—Run in divisions									
14Feb88-8SA	6 1/2 :214 :444 1:171ft	4 114	54 1 55 34 1nk	VelsquzJ9	Aw32000	84-20	SuperAvie,WrrngZone,TwiceTild	10	
14Feb88—Bumped start; wide into stretch									
1Jan88-8SA	7f :222 :45 1:25 gd	3 118	52 1 52 32 2nk	VisJ4	Cal Brs Chp	75-22	Raveneaux,SuperAvie,Pirate'sAngel	7	
1Jan88—Bobbled start									
Aug 17 Dmr 4 ft :493 H		Aug 11 Dmr 5 ft :581 H		Aug 6 Dmr 3 ft :37 H		Jly 25 Dmr 3 ft :361 H			

Table Frolic *

TORO F

114

Own.—Sarkowsky H

		B. m. S, by Never Tabled—Nashua's Frolic, by Nashua		Br.—Sarkowsky H (Cal)		1989 3 0 0 0		\$7,525	
		Tr.—Mandella Richard		1988 14 3 2 2		\$111,275			
		Lifetime 22 5 5 2		\$164,700		Turf 5 0 1 0		\$22,500	
6Aug89-70mr	6f :22 :442 1:084ft	9 116	54 55 53 42 1	VlenzIPAZ	Aw52000	91-14	Skeeter, Kool Arrival, Survive	6	
1Jly89-8Hol	6f :221 :442 1:082ft	17 117	96 1 97 43 5 1	VlinPA10	Valkyr H	94-11	Hasty Pasty, Kurbstone, SilentArriv	12	
28May89-7Hol	6 1/2 :214 :442 1:153ft	7 116	67 1 65 63 56	VlenzIPAZ	Aw45000	91-11	Hasty Pasty, Skeeter, Sadie B. Fast	6	
28May89—Pinched at break									
17Dec88-7Hol	7f :213 :44 1:22 gd	16 122	77 78 76 54 1	Toro F5	Aw35000	85-17	Miss Brio, Bayakoa, Valdemosa	7	
30Nov88-8Hol	1 1/4 :472 1:11 1:412ft	16 117	42 84 910 911 1	Pincay L Jr4	Aw40000	75-13	WhitMischll,HollyDonn,RkuPolly	10	
30Nov88-8SA	7f :22 :444 1:224ft	13 118	86 94 99 67 1	GrdrAT18	Emmiah	80-13	Valdemosa,NlivePster,QueeeBebe	10	
5Sep88-50mr	1 :453 1:094 1:34 ft	6 115	32 1 45 48 814	Toro F1	Un Dring	84-12	Bayakoa,QueenForbes,CaritaTostad	8	
20Aug88-70mr	6 1/2 :221 :444 1:16 ft	3 1175	32 1 43 32 11 1	Corral J R5	Aw45000	92-15	TblFrolic,1QunForbs,MostPrstigious	6	
31Jly88-50mr	6 1/2 :213 :44 1:143ft	8 117	42 1 44 54 54 1	ToroF4	Rich Brnd H	95-07	ClibberGirl,QueenForbs,BhindThScns	8	
31Jly88—Grade III									
1Jly88-8Hol	6f :221 :442 1:08 fm	6 119	52 1 41 1nd 2 1 1	Toro F6	Valkyr H	96-05	SilentArrival,TbleFrolic,VrietyBby	12	
1Jly88—Altered path 1/8									
Jly 30 Dmr 5 ft :584 H		Jly 23 Hol 4 ft :494 H		Jly 17 Hol 3 ft :371 H		Jun 29 Hol 3 ft :354 H			

Kool Arrival

PINCAY L JR

114

Own.—Coelho-Fields-Valenti

		Re. f. 3(Feb), by Relaunch—Irish Arrival, by The Irish Lord		Br.—Valenti-Coelho-Fields (Cal)		1989 6 3 1 1		\$248,000	
		Tr.—Stute Melvin F		1988 4 2 0 0		\$48,613			
		Lifetime 10 5 1 1		\$296,613					
6Aug89-70mr	6f :22 :442 1:084ft	4-5 117	2nd 1st 1 1 2 1	Pincay L Jr3	Aw52000	93-14	Skeeter, Kool Arrival, Survive	6	
9Jly89-8Hol	1 1/4 :452 1:094 1:474ft	9 121	1nd 32 47 1 619 1	PncL Jr4	Hol Oaks	78-12	Gorgeous, Kelly, Lea Lucinda	6	
9Jly89—Grade I									
12Mar89-8SA	1 1/4 :444 1:091 1:432ft	8-5 117	44 23 22 35	PncL Jr4	St Ata Oks	79-14	ImginryLdy,SomeRomnc,KoolArriv	7	
12Mar89—Grade I; Broke slowly									
18Feb89-8SA	1 :461 1:103 1:361ft	7-2 121	11 11 1 1 1 1	PncL Jr4	Ls Vrgns	87-19	KoolArriv,SomRomnc,FntsticLook	7	
18Feb89—Grade I; Bumped start									
18Jan89-8SA	1 :452 1:094 1:36 ft	7-2 118	11 11 1 13 12 1	PncL Jr2	La Cntnla	88-17	KoolArriv,AprlMon,LovAndAffcton	9	
4Jan89-8SA	7f :22 :444 1:214ft	2 117	21 1 21 14 14 1	Pincyl Jr5	Brs Chp	91-12	KoolArriv,ApprovdToFly,Smb'Sng	9	
4Dec88-8Hol	1 :451 1:093 1:35 ft	3 120	11 2nd 2nd 5 1	BlackCA1	Starlet	79-13	StocksUp,FntsticLook,OneOfAKlin	8	
4Dec88—Grade I; Lugged out									
9Nov88-8Hol	6 1/2 :212 :434 1:163ft	1 116	1nd 1nd 2nd 41 1	VlazulPA5	Moccasin	90-11	Hot Novel, Irishkite, Agotaras	9	
29Oct88-8SA	6f :211 :442 1:092ft	4-5 118	1 1 1 1 14 14	VlenzIPAZ	Aw27000	91-12	Kool Arrival, Agolaras, Key ToDing	8	
29Oct88—Lugged in stretch									
7Oct88-8SA	6f :212 :441 1:10 ft	7-2 117	1 1 1 1 14 14	ValenzuelPA6	GMdn	88-19	KoolArrival,BessieJne,SpekingPrt	12	
Aug 13 Dmr 4 ft :474 H		Aug 13 Dmr 5 ft :58 H		Jly 30 Dmr 5 ft :58 H		Jly 21 Hol 5 ft :593 H			

*Skeeter

STEVENS G L

117

Own.—Van Doren P & Andrena

		B. f. 4, by Worldwatch—Verbatim's Friend, by Verbatim		Br.—Haras Blackie (Chile)		1989 6 2 4 0		\$87,900	
		Tr.—Palma Hector O		1988 6 4 2 0		\$16,996			
		Lifetime 12 6 6 0		\$104,896		Turf 4 3 1 0		\$3,610	
6Aug89-70mr	6f :22 :442 1:084ft	5 115	42 1 31 21 1 1	McGrnGJ4	Aw52000	94-14	Skeeter, Kool Arrival, Survive	6	
28May89-7Hol	6 1/2 :214 :442 1:153ft	7-5 116	32 1 42 42 2 1	DihoussyE4	Aw45000	92-11	Hasty Pasty, Skeeter, Sadie B. Fast	6	
28May89—Wide into stretch									
4May89-8Hol	6f :221 :444 1:092ft	1 118	2nd 2nd 1nd 21 1	DihoussyE1	Aw40000	93-15	Hasty Pasty, Skeeter, Sadie B. Fast	6	
9Apr89-3SA	6 1/2 :21 :44 1:15 ft	7-2 116	23 22 1 1 2 3	DihoussyE4	Aw55000	92-14	BehindTheScenes,Skeetr,Humsong	5	
29Mar89-3SA	6 1/2 :212 :44 1:151gd	8-5 116	11 1 1 1 1 1 1	DihoussyE3	Aw42000	94-13	Skeeter,NeverCeeMiss,SteppinEarly	6	
25Feb89-7SA	6 1/2 :212 :44 1:163ft	12 116	42 1 45 24 2 1	DihoussyE3	Aw41000	86-14	Humsong,Skeeter,APennylsAPenny	8	
25Feb89—Broke slowly									
20Aug88-7H*podromo(Chile)	at 1:374ft	6-5 117	2no	PerezR	CI 1000 Gneas(Gr1)	Raika, Skeeter, Galanera	13		
6Aug88-7H*podromo(Chile)	at 1:311ft	9-5 117	11 1	Perez R	CIJrg PbltArts	Skeeter, Recitation, Forty Dollars	8		
26Jun88-7CClubHipico(Chile)	asf :583sf	1-3 123	1 17	ManriquezI	Alw	Skeeter, Por Ti Sandra, Find	9		
3Apr88-7CClubHipico(Chile)	asf 1:16 fm	1-9 117	1 22 1	Munoz L	CI Crls Csno	Franfina, Skeeter, Espadachina	5		
Aug 15 Dmr 5 ft :593 H		Jly 29 Dmr 5 ft 1:014 H		Jly 16 Hol 6 ft 1:143 H		Jly 8 Hol 5 ft 1:002 H			

Defend Your Man**NAKATANI C S** 110

Own.—Johnson-Kuebler-Sokol

4Aug89-11LA 6f :211 :451 1:154ft 4 117

19Jy89-5Hol 6f :221 :453 1:103ft *8-5 119

14Jun89-3Hol 1 :461 1:113 1:363ft 3 115

7Jun89-5Hol 6f :22 :451 1:17 ft *3-2 119

7Jun89-Wide into stretch

5May89-7Hol 6f :213 :443 1:093ft 5 119

19Apr89-3SA 1 :452 1:101 1:354ft 3 116

19Apr89-Wide into stretch

9Apr89-1SA 6f :214 :444 1:102ft 6 118

2Apr89-6GG 6f :214 :444 1:094ft 3 118

2Apr89-Broke slowly

15Mar89-5SA 7f :222 :45 1:223ft 3 115

4Mar89-1SA 6f :213 :451 1:102ft 2 116

4Mar89-Boxed in 3/16

Aug 14 Dmr 5f ft 1:001 H

Jly 25 Dmr 5f ft 1:002 H

Jly 8 Hol 5f ft 1:023 H

Jun 30 Hol 5f ft 1:021 H

B. m. S. by Raise a Man—In Your Defense, by Good Counsel

Br.—Northwest Fms & Culpepper Tb's (Ky)

Tr.—Washington William

1989 13 6 2 1 \$31,150

1988 5 1 1 0 \$14,850

Lifetime 22 7 3 2 \$110,575

NtnCS 2 @Chapman 96-11 DfndYourMn,ISrHopSo,SngSwlSyl 6

Davis R G 2 @ 32000 88-18 FriskyDice,DefendYourMn,J.D'sStr 7

Baze R A 4 @ 45000 78-15 Corvettin, Beseya, Codex's Bride 8

Davis R G 2 @ 32000 90-15 DfndYourMn,Mrth'sFstmony,AfHot 10

Davis R G 2 @ 40000 93-16 DefendYourMn,MissTwpi,DlwrStrt 10

Davis R G 2 @ 32000 87-14 GG'sGrI,DfndYorMn,ComptAccord 8

Pincay L Jr 2 @ 40000 82-14 DefwreStret,ShowtimLdy,MissTwpi 9

HansenRD 2 @Aw20000 90-16 DefendYourMn,Mordido,PrningEgl 7

McCarron CJ 2 @ 40000 83-14 Taybree, Alfitz, Defend Your Man 10

McCarron CJ 2 @ 20000 86-12 DefndYourMn,GrySptmbr,MlynLdy 7

Hasty Pasty**MCCARRON C J** 119

Own.—Spelling A & Candy

12Jy89-3Hol 6f @:221 :4531:083fm 3 119

1Jy89-3Hol 6f @:221 :4421:082fm 5 120

28May89-7Hol 6f :214 :442 1:153ft 2 118

28May89-Broke out, bumped

4May89-8Hol 6f :221 :444 1:092ft 7 117

9Feb89-8SA 6f :214 :45 1:103sy 9 115

26Jan89-8SA 1 :453 1:101 1:362ft 13 117

26Jan89-Rank 6 1/2 to 5 1/2

11Jan89-7SA 6f :212 :441 1:083ft 19 117

11Jan89-Wide into stretch

30Dec88-5SA a6f @:214 :45 1:161gd 17 117

15Dec88-8Hol 6f :213 :443 1:163sy 13 114

10Oct88-7SA 6f :212 :441 1:152ft 26 114

10Oct88-Lost whip 5/16

Jly 22 Hol 5f ft 1:01 H

Jun 25 Hol 4f ft :481 B

Jun 20 Hol 4f ft :49 H

B. f. 4, by Flying Paster—Revered, by In Reality

Br.—Cardiff Stud Farm (Cal)

Tr.—Lukas O Wayne

1989 7 3 1 2 \$140,525

1988 13 6 2 2 \$52,550

Lifetime 26 6 3 5 \$294,575

McCrn CJ 2 @Aw55000 93-09 WarningZone,HastyPsty,DownAgin 5

McCrn CJ 2 @ValkyrH 95-11 HastyPsty,Kurbstone,SilentArrivl 12

Pincay L Jr 1 @Aw45000 97-11 Hasty Pasty, Skeeter, Sadie B.Fast 6

Pincay L Jr 5 @Aw40000 94-15 Hasty Pasty, Skeeter, Sadie B.Fast 6

VlenzulPA 6 @Aw41000 81-24 Survive, Humasong, Hasty Pasty 7

Pincay L Jr 6 @Aw45000 81-16 SettI Smooth,LdyBrunicrdi,SdIB.Fst 8

Pincay L Jr 5 @Aw40000 90-14 Warning Zone, Survive, HastyPasty 8

Pincay L Jr 6 @Aw40000 70-22 Madruga, Survive, Marian's Courage 12

McCrn CJ 2 @Aw27000 85-13 Survive, Young Flyer, Little BarFly 8

Gryder AT 1 @Aw40000 83-16 Bolchina, Comical Cat, SadieB.Fast 8

Miss Brio*DELAHOUSSEY E** 121

Own.—Farish W S

28Jan89-8SA 1 1/4 :461 1:101 1:41 ft *7-5 119

28Jan89-Grade II

16Jan89-8SA 7f :221 :443 1:213ft 2 117

16Jan89-Grade II; Bumped 3/16

17Dec88-7Hol 7f :213 :44 1:22 gd *8-5 116

19Nov88-8Hol 1 1/4 :454 1:101 1:48 ft 4 116

19Nov88-Grade II

29Oct88-7Kee 7f :23 :461 1:231ft *4-5 114

15Oct88-7Kee 7f :232 :463 1:232ft 2 114

3Aug88-7Dmr 1 @:46 1:1041:344fm 3 116

7Jly88-8Hol 6f :214 :45 1:102ft 8 116

7Jly88-Bumped start; wide 3/8 turn

30Aug87-7ClubHipico(Chile) a1 1/4 :433fm *3-2e117 @ 12

13Jly87-7ClubHipico(Chile) a1 :424sf -- 117 @ 1

Aug 13 Dmr 5f ft 1:001 H

Aug 8 Dmr 7f ft 1:262 H

Jly 25 Hol 7f ft 1:281 H

Jly 20 Hol 6f ft 1:122 H

B. m. S. by Semenenko—Miss Eva, by Con Brio

Br.—Haras Matancilla (Chile)

Tr.—Drysdale Neil

1989 2 2 0 0 \$143,800

1988 6 2 3 1 \$75,950

Lifetime 15 8 4 2 \$249,702

DlhssE 6 @Sta Mria H 96-14 Miss Brio, Bayakoa, Annoconnor 7

DlhssE 4 @St Mnca H 92-15 Miss Brio, Valdemosa, Josette 8

DlhousseyE 6 @Aw35000 94-17 Miss Brio, Bayakoa, Valdemosa 7

DlhssE 3 @Slvr Bills H 94-11 Nastique, Miss Brio, T. LOFCrystal 9

Vasquez J 11 @Aw25500 90-20 MissBrio,FoolforFun,HarlanDncr 12

StevensGL 1 @Aw27800 87-24 Le L'Argent, Miss Brio, Polar Wind 9

DlhousseyE 4 @Aw48000 92-08 Short Sleeves, Galunpe, Miss Brio 7

DlhousseyE 3 @Aw52000 90-16 BlueJenBby,MissBrio,WindyTriplK. 5

Behind The Scenes ***SOLIS A** 115

Own.—Alpert D & H

6Aug89-7Dmr 6f :22 :442 1:084ft 6 118

6Aug89-Wide into stretch

2Jly89-7Hol 1 :442 1:09 1:342ft 5 115

17Jun89-3Hol 1 1/4 :46 1:101 1:42 ft 12 112

17Jun89-Grade I

20May89-8Hol 1 :443 1:081 1:324ft 12 114

20May89-Grade II

29Apr89-8Hol 7f :214 :442 1:213ft 6 116

29Apr89-Grade III; Wide into stretch

3Apr89-3SA 6f :21 :44 1:15 ft 6 115

30Sep88-12Fpx 1 1/4 :453 1:111 1:43 ft 4 116

18Sep88-11Fpx 1 1/4 :471 1:121 1:434ft *3-2 114

5Sep88-5Dmr 1 :453 1:094 1:34 ft *2 115

13Aug88-8Dmr 1 1/4 :463 1:103 1:413ft 10 116

13Aug88-Grade II

Aug 15 Dmr 5f ft 1:012 H

Aug 3 Dmr 4f ft :472 H

Jly 25 Dmr 5f ft 1:011 H

Jly 21 Hol 5f ft 1:001 H

Dk. h. or br. m. S. by Hurry Up Blue—Jacinto Rose, by Jacinto

Br.—International Thbd Breeders Inc (Ky)

Tr.—Stute Melvin F

1989 6 1 0 3 \$77,300

1988 12 1 6 2 \$147,740

Lifetime 36 7 9 7 \$315,220

Solis A 5 @Aw52000 91-14 Skeeter, Kool Arrival, Survive 6

Solis A 4 @Aw55000 86-13 Rosdor,SettleSmooth,BhindThScns 6

Solis A 4 @Milady H 84-15 Bayakoa, FlyingJulia,CaritaTostada 5

DvsKLG 2 @Hwtn H 91-07 Byko,GoodbyeHlo,BehindTheScens 5

VIIPA 1 @A Gleam H 91-10 Daloma, Survive, BehindTheScenes 7

VlenzulFH 3 @Aw55000 95-14 BehindTheScenes,Skeetr,Humsong 5

OrtLE 2 @Ls Mdns H 95-10 VrityBby,BhindThScns,AfBulousTm 7

BicCA 4 @E B Jhnstn 90-16 CseMoney,BehindThScns,FlyingHill 9

Baze RA 3 @Jn Dring 87-12 Bayakoa,QueenForbes,CaritaTostad 8

BzeRA 5 @Chia Vista H 86-17 Clabber Girl, Annoconnor, Integra 5

The target Energy par (average) from our database was 68.70%. Horses near that number should be given preference in the selection process. The range we are looking for is 68.15% to 69.20%. I've indicated the pacelines I used.

Survive - A late running sprinter who shows no ability in the middle fraction of her races. She absolutely needs the Early pace and Pressers to stop in front of her to have any chance of winning. Both her wins were on an off track.

Super Avie - A nice filly with a Presser running style.

Table Frolic - Another late runner with no turn time ability. This type of horse is at the mercy of the Early pace runners.

Kool Arrival - A top class three year old with an abundance of Early pace.

Skeeter - The layoff appears to have cured her faint heart. She rated kindly in her last, gained on the turn, and then went on to win. A very strong contender.

Defend Your Man - She seems badly outclassed. We'll leave her out of this.

Hasty Pasty - She was sharp for several races, but is now coming off two turf sprints, a 38 day layoff, and no works in 28 days. I tossed her out.

Miss Brio - Her presence is why this race should be especially attractive to the bettor. She's a top class mare, and earlier in the season was at the top of her division. Minor injuries have undoubtedly kept her out of recent racing. This is not her best distance, her condition's a question mark, and it is doubtful she is well meant here. Make it a practice to play against this kind of horse.

Behind the Scenes - A deep closer. Unlike most late running sprinters, she can move on the turn. She doesn't appear to be at her best, however.

Since the pacelines are all from Del Mar, % Median numbers are much more reliable, and current condition more dependable. Whenever pacelines are taken from today's surface, you can put much more faith in using the numbers without making any allowances or adjustments.

Let's take a look at what good ol' Phase III tells us. I'll look at the race completely raw.

	1F	2F	3F	% Median	STYLE
Survive	59.54	58.25	54.71	68.28%	Sust.
Super Avie	59.51	58.36	52.80	69.06%	Pres.
Table Frolic	58.18	58.48	55.02	67.95%	Sust.
Kool Arrival	59.95	58.97	53.68	68.89%	Earl.
Skeeter	58.86	59.37	54.71	68.36%	E/P
Behind Scenes	54.54	59.37	57.29	66.54%	Sust.

In the past, when I've written about ESP running styles, I've always stressed analyzing a race in light of probable positions. The Early pace horses have to be identified first. They have the greatest effect on the eventual outcome. Kool Arrival is the only truly dedicated Early horse in this field. Skeeter's best style is to press the pace and come on late. The early lead must certainly go to Kool Arrival.

Velocity analysis shows Kool Arrival with a comfortable lead at the first call. She then extends her lead over the horses that can be close to her with a 58.97 Turn Time fraction. Only Behind the Scenes and Skeeter make a slight impact on the turn. Kool Arrival will be tough here. Now, let's examine the race in light of % Median.

Kool Arrival - Her 68.89% is very close to the target par of 68.70%. She's an almost perfect fit for the race. Her pace advantage would disappear if her % Median Energy expenditure was above the parameters for the distance. That's not the case here.

Super Avie - 69.06%. Her velocity figures are weaker than the other contenders. She does, however, have a definite strength. While her % Median expenditure pushes the upper limits of our range; in light of the late expenditure of the other contenders, she may have a secondary pace advantage. By distributing her Energy in an earlier manner than the others, she'll be closer to the early pace. She'll be in the "garden spot" to pick up a large share of the purse.

A unique feature of the Median Energy concept is that Energy expenditure often overcomes a deficit in pure velocity. When coupled with a velocity advantage (as with Kool Arrival), it can be overwhelming.

Skeeter - 68.36%. Her last win was aided by a pace battle. The 22.0 first call was followed by a turn time of 22.2! That strongly suggests Kool Arrival was asked for too much following her layoff. Skeeter's Energy expenditure, while within the parameters, is probably too late to win here. If she's asked for more Early pace, it will compromise her best style. The more total Energy that is expended Early, the less is available for a late run.

Survive - 68.28%. This horse epitomizes the one-run sprinter. She will lose ground to this field on the turn. She represents a

very weak bet under the best of circumstances. When this kind of horse occasionally beats you, just shrug it off and go on. Only on certain tracks, and under certain conditions, should she be bet. Her Energy number is acceptable; it's her style that's suspect.

Table Frolic - 67.95%. This is too late an Energy expenditure to be effective on this track. At Belmont Park she might be tough, but at this time in Southern California she'll need too much help from the pacesetters.

Behind the Scenes - 66.54%. She's not really in her best form, and the % Median number is more likely to win a turf route rather than a dirt sprint. She may very well want to route.

In the final analysis, by virtue of superior Early Pace numbers, running style and % Median expenditure, we keep coming back to Kool Arrival. There is no stronger pace selection than this filly.

An interesting point in the outcome of the race is the finish position of Super Avie. A demonstration that running style can often overcome velocity numbers. That should not be surprising. The theme of the entire Methodology is pace analysis. Here is another case of the speed figure horse being beaten; this time for place.

FIFTH RACE **Del Mar** **AUGUST 28, 1989**

6 1/2 FURLONGS. (1.13%) 18th Running of THE RANCHO BERNARDO HANDICAP (Grade III). \$75,000 added. Fillies and mares, 3-year-olds and upward. By subscription of \$75 each, which shall accompany the nomination, and \$750 additional to start, with \$75,000 added, of which \$15,000 to second, \$11,250 to third, \$5,625 to fourth and \$1,875 to fifth. Weights Monday, August 14. Starters to be named through the entry box Friday, August 18, by the closing time of entries. A trophy will be presented to the owner of the winner. Closed Wednesday, August 9 with 15 nominations. Value of race \$81,375; value to winner \$47,625; second \$15,000; third \$11,250; fourth \$5,625; fifth \$1,875. Mutuel pool \$494,721. Exacta Pool \$637,952.

of entries. A trophy will be presented to the owner of the winner. Closed Wednesday, August 9 with 15 nominations. Value of race \$81,375; value to winner \$47,625; second \$15,000; third \$11,250; fourth \$5,625; fifth \$1,875. Mutuel pool \$494,721. Exacta Pool \$637,952.

Last Raced	Horse	Eqt.	A.Wt	PP	St	1/4	1/2	3/4	Fin	Jockey	Odd: \$1
6Aug89 7Dmr2	Kool Arrival	3	117	3	7	3rd	1 1/2	12	12 1/2	Pincay L Jr	3.00
28Jly89 4Dmr1	Super Avie	4	117	2	1	1 1/2	2 1/2	2 1/2	2 1/2	Valenzuela P A	13.80
6Aug89 7Dmr3	Survive	5	116	1	4	6 1/2	6 1/2	4 1/2	3 1/2	Baze R A	9.60
6Aug89 7Dmr1	Skeeter	4	117	4	5	5 1/2	4 1/2	3 1/2	4th	Stevens G L	6.20
6Aug89 7Dmr5	Behind The Scenes	5	115	7	6	7	7	7	5 1/2	Solis A	16.60
12Jly89 8Hol2	Hasty Pasty	4	119	5	2	4 1/2	3rd	5 1/2	6 1/2	McCarron C J	4.10
28Jan89 5SA1	Miss Brio	5	121	6	3	2nd	5 1/2	6 1/2	7	Delahoussaye E	16.00

OFF AT 4:15. Start good. Won driving. Time, :22 1/4, :45, 1:09, 1:15 1/2. Track fast.

\$2 Mutuel Prices:

4-KOOL ARRIVAL	8.00	4.60	4.00
2-SUPER AVIE		11.80	6.80
1-SURVIVE			5.00
SS EXACTA 4-2 PAID \$298.00.			

Re. f. (Feb), by Relaunch—Irish Arrival, by The Irish Lord. Trainer Stute Melvin F. Bred by Valenti-Coelho-Fields (Cal).

KOOL ARRIVAL broke slowly, advanced quickly early to reach the front just after going a quarter, shook off SUPER AVIE to open a clear lead in the upper stretch and maintained the advantage through the final furlong. SUPER AVIE, away alertly, vied for the early lead, pressed the issue around the far turn while outside KOOL ARRIVAL, then had enough of a response in the drive to gain the place. SURVIVE, patiently handled while being outrun early, rallied after a half but could not gain the necessary ground in the drive. SKEETER, in contention early, moved up to look dangerous at the quarter pole but lacked the needed continued response in the drive. BEHIND THE SCENES, wide down the backstretch, was five wide into the stretch. HASTY PASTY attended the early pace and gave way. MISS BRIO, an early pace factor and four wide into the far turn after being wide down the backstretch steadily dropped back in the last three furlongs and was four wide into the stretch. TABLE FROLIC (3) AND DEFEND YOUR MAN (6) WERE WITHDRAWN. ALL WAGERS ON THEM IN THE REGULAR AND EXACTA POOLS WERE ORDERED REFUNDED AND ALL OF THEIR PICK SIX AND EARLY TRIPLE SELECTIONS WERE SWITCHED TO THE FAVORITE, MISS BRIO (8).

Owners— 1. Coelho-Fields-Valenti; 2. Friendly Natalie B; 3. Alfred & Hubbard; 4. Van Doren P & Andrena; 5. Albert D & H; 6. Spelling A & Candy; 7. Farish W S
Trainers— 1. Stute Melvin F; 2. Fulton Jacque; 3. Mandella Richard; 4. Palma Hector O; 5. Stute Melvin F; 6. Lukas D Wayne; 7. Drysdale Neil.

Overweight: Kool Arrival 3 pounds

Scratched—Table Frolic (6Aug89 7Dmr4); Defend Your Man (4Aug89 11LA1)

LAS VEGAS SEMINAR!

November 10, 11 and 12

Between Howard's health and several large conventions, we almost didn't get a Las Vegas Seminar scheduled. I had to call just about every hotel in town before I found one that had any meeting space and rooms. The Flamingo Hilton still had one weekend open, so we grabbed it. The final Sartin Seminar of the decade will be held November 10, 11 and 12th. Fliers will be sent to all subscribers as soon as possible.

Since Doc feels up to leading the troops into Vegas one more time, we plan to bring everybody and make this seminar memorable. Besides Doc, we'll feature the usual PIRCO cast of thousands. Jim Bradshaw, Tom Brohamer, Michael Pizzolla, Bob Purdy, Bob Cochran and all the rest of the PIRCO crew will be there. This is your opportunity to learn from the masters.

The feedback we get from those attending one of our seminars is that it accelerates the learning process dramatically. People get their technical questions, and also smash through the psychological barriers that stand between them and winning. Many times just being in the same room with that many winning handicappers is so inspiring that it turns losers into winners. Client after client tells me that he was turned around at a seminar. You owe it to yourself to come and see what all the excitement is about.

We will be following a format we tried in Saratoga. On Saturday, those clients using the new ENERGY! program will split off for a special session on the unique problems and challenges of that most unique program. The rest of the group will concentrate on solving the universal problems of contender and pace line selection, as well as mastering the existing tools of the Methodology. No matter which program you're using, it should be a valuable learning experience for everyone.

As always, we will allow time for informal as well as formal learning sessions. We take lots of breaks, and the PIRCO members are all available for one-on-one questions. We also hold post seminar get-togethers in the nearest emporium of liquid refreshment. A lot of learning goes on when no one is looking. We will also have our by now traditional banquet after the seminar. Bert Mayne started this tradition in Saratoga, and it has by now become a fixture.

The room we have booked will hold 200 people. That sounds like a lot, but last time we were in Las Vegas, we had 250 attend. We were also only able to have to hotel hold 100 rooms for us, so if we are full when you decide to come, you'll have to make your own arrangements. The moral: decide early. Decide now. Come.



Source: The Washington Post, syndicated throughout North America.

* Courtesy: The NHB

**TOM
BROHAMER**

THE WASHINGTON
HORSE

ANDREW BEYER

Keeping a Step Ahead of the Pace

Handicapping the horses is a complex art, and one of the most complex factors in the process is pace. How does the speed at which a horse runs the early stages of a race affect his final performance? If a horse can run the first half-mile in 46 seconds and finish six furlongs in 1:11, what will happen to him when he is forced to battle for the lead in 45 seconds?

Serious students of the game can debate pace-related issues at length, so it is attention-grabbing when Tom Brohamer, a Los Angeles-based handicapper, declares, "I think we've taken care of most of the pace riddle." This is like hearing somebody say, casually, that he's figured out how to correct the greenhouse effect or balance the national budget.

Brohamer was serious. He has been playing the horses for 20 years, and he recently took an early retirement from Pacific Bell—where most of his work involved computers and data—with the intention of devoting even more of his time to the thoroughbred game. He is at work on a book, "Modern Pace Handicapping," which is due to be published by William Morrow in 1990. But unlike some mathematically inclined handicappers who are ivory-tower theorists, Brohamer is a pragmatist whose racetrack friends and colleagues respect his ability to turn theory into practice at the betting windows.

Brohamer's early evolution as a handicapper resembled that of many contemporary horseplayers. He was intrigued by speed handicapping, started to calculate his own speed figures and found them a powerful tool. But he came to realize—as do most speed handicappers—that the final time of a race doesn't tell everything about a horse's ability. "So many high-figure horses kept getting beat," he said, "and it was almost always a matter of their not being able to keep up early."

Brohamer began to study pace. He became entranced by the theories of Howard Sartin, a theorist on the subject whose esoteric writings have attracted something of a cult following. But as the Sartin group has become more and more esoteric and involved with computers, Brohamer has remained more practical, so that his upcoming book might well make him America's guru of pace handicapping.

Consider a hypothetical six-furlong race at

Laurel. Horse A has run the distance in his last start in 1:11½. Horses B and C ran in 1:11½, D in 1:11½. Traditional speed handicappers would prefer Horse A—he's the fastest. But Brohamer would break down each of the horse's races into times for each quarter mile in this fashion:

Horse	1st Quarter	2nd Quarter	3rd Quarter	Total
A	22¾	23¾	25¾	1:11½
B	22¾	23¾	25¾	1:11½
C	22¼	23	25¾	1:11½
D	23¾	22¾	25¾	1:11½

Who's the best horse? Contrary to the evidence of the final time, Brohamer says Horse C would be a cinch in this matchup.

Brohamer argues that a horse's ability to run two consecutive strong fractions is one of the keys to pace analysis. "Any horse who can control two of the three fractions is usually a good play," he said. In the above example, both A and B can run a fast quarter mile, but they are essentially finished after that. Horse C can run a good first quarter and an excellent middle quarter of :23 flat. "I call the middle quarter in a sprint 'turn time' and it's very important," Brohamer said. "A horse who's unfit is just not going to run well on the turn. Better horses can beat the pants off you in the second quarter; the difference of a couple of lengths there is very significant."

To facilitate comparing horses who have run at different distances, Brohamer translates each horse's fractional times into feet per second, and adjusts it according to the condition of the track. Horse C's last race would look like this to Brohamer:

57.88 57.40 51.16

This may sound a bit unfamiliar and eccentric, but Brohamer said: "Feet per second are far more graphic. You can look at these figures and visualize a race very well." Armed with analyses of races in feet per second, Brohamer then studies the peculiarities of an individual track, trying to define its biases in mathematical terms. If the track gives an edge to horses with early speed, or late speed, he knows it. In general, though, he says that "the last fraction is the worst evaluator of a horse's chances." Early speed is paramount, especially if it is the right kind of early speed—distributed evenly over two different fractions of a race. Even if a horseplayer is not prepared to deal with all the intricacies of pace handicapping, this insight alone might be a very valuable one.

Tom Brohamer had some comments to make expanding on the content of this article. Since he is hard at work meeting Wm. Morrow Publishers deadline for his forthcoming book: Modern Pace Handicapping, he entrusted a written translation to me.

- Doc Sartin

* * * * *

I certainly appreciate Andrew Beyer focusing his precious newspaper space on an interview with me. We met at Hollywood Park toward the end of the meet. Since his column imposes a word limitation, he could only publish the bare bones of our interview. The point I was trying to make is that a TURN TIME move, like the one made by horse C, almost always spells disaster for confirmed front-runners like A & B, who must have the early lead in order to win.

The nature of the running lines suggests that all THREE of these horses won wire to wire. This is an unreal and highly unlikely situation. However, if we follow this guideline we would still favor C looking at a raw Phase III readout.

RACE: DIST: - 6.0 FURLONGS COMMENTS:

NAME	F W	E P	S P	T T	F X
A	55.61	57.64	54.60	55.82	55.24
B	55.48	57.64	54.40	55.72	55.64
C	55.48	57.64	54.40	<u>55.96</u>	54.52
D	55.25	56.89	54.43	55.92	53.95

	F 1	F 2	F 3	S C		SC B/L
Pace	58.92	57.89	51.96	57.64		
A	58.92	56.41	51.56	57.64	A	0.00
B	58.92	56.41	51.16	57.64	B	0.00
C	57.89	<u>57.39</u>	51.16	57.64	C	0.00
D	55.93	57.89	51.96	56.89	D	1.99

RANKINGS
=====

	F W	E P	S P	T T	F X	MED E
A	1	1	1	2	1	69.11
C	2	1	2	<u>1</u>	3	69.26
B	2	1	2	3	2	69.27
D	3	2	2	1	4	68.66

If we accept my stipulation that only A & B were confirmed front runners, C's big move on the turn would eliminate B entirely as a play. B's 3rd fraction when winning on the lead is 26.1. If pressed at the 2nd call, the Methodology has consistently

demonstrated that a horse like B will fold and run, at best, a 26.4 final fraction. A's win on the lead offers a better final fraction of 26 even. History tells us that against B's early pressure and C's turn time move, A would most likely give up at least a fifth of a second and go 26.1+. About 65% of the time C would be the winner in the ensuing A, C matchup. That's good enough for my play.

A more realistic approach to this race is to depict A and B as inveterate front runners. C as an Early Presser and D as a Sustained, come from behind horse. To show this properly requires the addition of beaten lengths.

Here is a more realistic line

PACE OF RACE: 22.2 - 45.4 - 111.2

A: wire to wire pace line.

B: 0 beaten lengths 1st and 2nd call. 1 Beaten length finish.

C: Beaten 2 lengths first call. 0 2nd call & finish.

D: Beaten 6 lengths 1st call, 3 lengths back 2nd call. Beaten 2 lengths at the finish.

This is a more realistic scenario. In the revised race, ALL of our programs point to C as the prime play in this matchup. Two horse bettors might include A, but, if the public wagered as they usually do when viewing this matchup, C would probably go off at higher odds than A or B and possibly D.

So, I would back my play on C with a place bet twice the size of my win bet. My records - along with Howard's- indicate that C will win this race 65% of the time and place 82% of the time.

We have spent a lot of time with this race to emphasize the importance of a TURN TIME move. Some of you who are winning less consistently than others have failed to grasp the importance of such a move. I hope that Tom's point has influenced your future evaluation of readouts.

Utilize the power of your fractional readouts. Tom's first example, showing the race as run, points away from B and D. That's all you need. Learn to interpret ALL your readouts, paying special attention to TURN TIME (2nd Frac.) The results are worth the effort.

— PHASE III

RACE: DIST: = 6.0 FURLONGS COMMENTS:

NAME	F W	E P	S P	T T	F X	W X
A	58.61	57.64	54.60	55.82	55.24	55.43
B	55.48	57.64	54.40	55.73	55.05	55.26
C	55.61	57.64	54.60	56.03	54.79	55.20
D	55.30	56.98	54.47	55.89	54.10	54.70

	F 1	F 2	F 3	S C		SC B/L
Pace	58.92	57.69	51.95	57.64		
A	58.92	56.41	51.56	57.64	A	0.00
B	58.92	56.41	51.17	57.64	B	0.00
C	58.03	57.26	51.56	57.64	C	0.00
D	56.24	57.69	51.95	56.98	D	1.75

RANKINGS
=====

	F W	E P	S P	T T
C	1	1	1	1
A	1	1	1	3
B	2	1	3	4
D	3	2	2	2

SYNERGISM II

RACE: DIST: - 6.0 FURLONGS COMMENTS:

SETUP 45 110.4 45.4 111.2

NAME	F W	E P	S P	T T	F X	W X
A	55.49	57.51	54.47	55.70	55.12	55.30
B	55.36	57.51	54.28	55.60	54.92	55.14
C	55.49	57.51	54.47	55.90	54.67	55.08
D	55.18	56.86	54.34	55.77	53.97	54.58

	F 1	F 2	F 3	S C		SC B/L
Pace	58.80	57.56	51.82	57.51		
A	58.80	56.28	51.43	57.51	A	0.00
B	58.80	56.28	51.04	57.51	B	0.00
C	57.91	57.13	51.43	57.51	C	0.00
D	56.12	57.56	51.82	56.86	D	1.75

RANKINGS
=====

	F W	E P	S P	T T	F X	W X	L P	D R	MED E
C	1	1	1	1	3	3	2	1	69.10
A	1	1	1	3	1	1	2	1	69.11
B	2	1	3	4	2	2	3	2	69.27
D	3	2	2	2	4	4	1	2	68.69

THEORIST????

by Jim "The Hat" Bradshaw

What is a theorist? According to Webster it's "One who forms theories." What is theory? According to Webster - "A supposition explaining something; a doctrine or scheme of things resting merely on speculation; hypothesis; plan or system, as distinguished from the practice."

To call Howard Sartin a mere theorist is blasphemous. It is like calling General George Patton a theorist. It is an insult to suggest that Howard bases the Methodology merely on speculation, when in fact he took it to the trenches and proved that it works.

Is the atomic bomb a theory? Ask the citizens of Hiroshima and Nagasaki. Is the Sartin Methodology a theory? If the atomic bomb is only a theory, then the Sartin Methodology merely a theory.

I have been to tracks all across the country with Howard, and I proclaim him to be second to none in handicapping, and in pari-mutuel investing. He is a wizard at reading the tote board, and making everything possible from each race.

No one person has done more to help individuals earn their income at pari-mutuel investing than Howard Sartin. Ask the hundreds of people to which he has freely and unselfishly devoted his time and money to make them winners. These are not acts of a person who has a theory based merely on speculation, but of a person who practices what he preaches. This alone sets him apart from a theorist.


It has often been said: "Those who can, do; and those who can't, teach." The truth of the matter is that those who do, teach best. Not only has Howard developed a Method that works, but has taught this method to individuals across North America. Myself included.

No he is not a traditional handicapper, nor are his concepts endemic. Maybe this is the reason for the malarky from some of the so called experts. He is sure no theorist. He's a practitioner.

I consider myself to be a darn good handicapper, and all I have learned about handicapping was from Howard and the Sartin Methodology. He will forever be my pundit and Guru. Never will I consider him a theorist, nor a person with a theory.



A N D



With the Doc

We've received a great many questions on the subject of keeping a track profile. Happily most of them are answered in this edition's article: THE NEW ENGEN, VELOCITY VERSION. Keeping such a profile from the daily results charts by track, distance and surface has turned MANY clients around; made them winners. It will do so for YOU, too. Incidentally, Seattle area clients: The VALLEY DAILY NEWS is the only regional newspaper that publishes usable daily results charts. It costs a quarter. You'll find it at most newsstands in King and Pierce counties.

The second largest group of questions comes from users of SYNERGISM II who still persist in using impossibly SLOW horses and who go immediately to their sort, ignoring the Dream Race fractional readouts.

When you observe that your 4th and 5th ranked horses keep winning but you always seem to have the winner in your top 5, you are still missing the point. WHO ARE THE OTHER 4 horses in that top 5??? They SHOULD include the best Early horse which has a chance of going all the way, the best Sustained and the Best late. Since Pressers, by our definition, win 67% of all races, you must include the best Presser. When in doubt include the TWO best pressers.

This will give you FIVE entrants and enhance the value of your Brohamer Model. If you will practice your matchup and the YOU CALL THE RACE exercise we published in Follow-Up #16, you'll be wary of including horses that cannot compete in the Match-Up. Too many of you are entering horses just to see what they'll do. Bad procedure.

I have seen Bob Purdy continually get amazing results with Synergism II with Auto Adjust. I just had a session with a man whose last 20 race cycle with Synergism II was 88%. He heeded our advice to use the Fractional Readouts and the actual numbers in making his final decisions. NOT just the sort. His EXACTA proficiency also rose dramatically from extended analysis.

Another little trade secret. To get full value and fewer ties from your DR readout, do the race as prescribed

first, ranking on "W" when in doubt. Then get a SECOND readout by utilizing the program's

capability to let you re-rank by SUSTAINED PACE. SP enhances the viability of DR only. It takes a couple of minutes more, but it's well worth it in minimizing ties in the DR factor.

For the past few months because of illness, surgery, recovery and a general lack of energy, I have been remiss in dealing with individual questions, especially in the area of reviewing races lost by clients. Generally speaking, most of these races could have been successfully analyzed by the clients themselves. When you lose a race, review it. See if there is a pace line that, had you used it, would have turned the race into a win. Reevaluate your readout interpretation.

My experience has been that proper readout interpretation will cure most of your ills. With my diminished energy over the past few months, I have been using the readouts of clients who came up to say hello when I make it to the races. They will testify that in many instances, I made more money with THEIR readouts than they did. We have reprinted the YOU CALL THE RACE exercise in the Follow-Up several times. We'll go on doing so periodically until all of you get the hint that repeating this exercise over and over again will benefit you immeasurably.

Many of you are still guilty of regarding successful handicapping as a mysterious, ephemeral "thing" that can only be solved with a black box. This is not true. Predicting the outcome of a race is a progressive, logical series of steps that anyone not contaminated by myth can do well. Not knowing the value of each readout, regardless of which program you use, is as close to a sin as we can get in our field of endeavor.

Too many of you expect a horse that is number ONE Early to go wire to wire when the contender shows a deficiency in TT, SP & Late. Your Phase III/Synergism readouts begin with FIRST FRACTION performance and continue - in order - to LATE. ALL of our readouts lay the projected running of the race before you. THAT is the way to interpret them. Please stop using readouts as an obstacle to your success. Learn their individual significance in relation to the whole and you will no longer have to begin your letters with plaintive cries for "HELP."

All this, notwithstanding, I do apologize for failing to respond to some of these cries. Jim Bradshaw, who has turned so many losers into consistent winners, will continue this column for me in the next article.

WINNING!

By Jim "The Hat" Bradshaw

The quintessence of the Sartin Methodology is to make it possible for individuals to win at the racetrack. In order to accomplish this goal, it is necessary to pick true contenders and the proper pace lines for each. I have found that these two areas are the stumbling blocks to success for more clients than any others. More has been written, and more tools provided for these two facets of successful handicapping than any other phases of the Methodology.

For the past few months, Howard and I have spent fourteen days at strange racetracks across the country, and on only one of these days did we fail to make a substantial profit. This success was achieved by entering only the true contenders with proper pace lines into the computer. This didn't happen by serendipity, but by the correct application of the Methodology. The following guidelines were applied to each race: 1) Class/APV, 2) pluses and zeros, 3) E.S.P., 4) PBS, and 5) pace line Match-Up. These tools produced the true contenders, and the proper pace lines.

It seems to me that for the last year, many clients have been going backwards, rather than forwards. This has been caused by improperly applying the tools of the Methodology. Many users have developed a "gamblers mentality," believing that every horse in a race has a "shot." These individuals would be better off playing roulette, where each number does have a chance of coming up.

A third area where people get in trouble is adjustments. It seems that the general public is adjustment happy. They want to adjust every aspect of a race. Not only distance changes and track to track allowances, but adjustments for class, daily variant and I don't know what else. We felt that with the introduction of Synergism, the Match-Up concept and finally ENERGY!, this problem would be solved, but many of you still want to mess around with adjustments and enter your own.

It's like waving a red flag in front of a bull when I get a call informing me that they are getting the contenders in the computer, but that their third or fourth horse is winning all the races. To me, this is saying: "Look, I'm doing great, but the Methodology is failing." In reality, they are making slow horses into contenders, and adjusting them above the faster horses. ENERGY! is a bit more forgiving of this than the velocity programs, but even with a triangulated adjustment, you can still beat the program if you insist on using slow enough horses.

The PBS and third fraction ratings were developed as tools to aid in the selection of contenders, and used as such both are very effective. Please do not misuse these tools and try to base your bets on them. This is reverting to Phase I, or even worse, system play. It is not using the tools as prescribed by the Methodology.

The handicapping profession that you have chosen is not easy, but neither is any other true profession. To become a success, you must study, learn the tools of your trade, and how to properly apply these tools. I would not encourage everyone to become a doctor, attorney, or teacher; and in good conscience I can not encourage everyone to become a professional handicapper. If you are unable to find the true contenders and proper pace lines; and chose to blame the Methodology instead of your own shortcomings, the best advice I can give you is to find some other profession. The Methodology is for WINNERS.

This is not to imply that most of you are having difficulty with the Methodology. We have hundreds of clients who are making their living at the track. They have learned the Methodology and how to correctly apply its tools. Those of you who are having trouble should return to the beginning, and correctly learn the Methodology.

There are many avenues to assist the novice, and those individuals who are sincere in their desire to learn. Each PIRCO Charter Member is dedicated to helping those who truly want to learn. The "Dial-A-Hat Hot Line" is available every day that I am in town. Remember, you aren't out there alone. There is lots of help available. But remember, that for us to help you, you must be willing to work to help yourself. The adage "You can lead a horse to water, but you can't make him drink," applies in this situation.

Many clients turned themselves and their handicapping around after the Match-Up manual was published. Even more were made over by the ENERGY! program. I have received hundreds of calls and letters to this effect. But there are those out there who still insist on believing, all evidence to the contrary, that the track is changed between races and management is "playing games" with them. They see one race run Early, the next Sustained, and they can't believe that the fault lies in themselves.

Believe me when I tell you that this is a load of "bull." The track could care less whether you win or lose. PIRCO are the only ones who care. We want you to win. Stop looking for excuses for your own failures. It's time to stop WHINING, and start WINNING!

The Psychology of Winning

By Howard G. Sartin, Ph.D.

The aftermath of the test we offered in Follow Up number 15 and continued in #16 still dominates my mail bin. (I asked you to bet \$5 a race for 20 consecutive races, and record your feelings as you went.) Your response has continued, and your insights have grown substantially as a result of taking that test. The diaries you faithfully kept and forwarded to me have demonstrated conclusively that you have become aware of the fact that periodic lapses into losing cycles or the apparent inability to properly interpret readouts are the result of inner anxieties and failure to deal with the INNER YOU.

Virtually without exception YOU acknowledged that the mental set, derived from these factors, affected your WILL, perverting it from a will to succeed to a will to fail. This is especially true in the cases of those who altered their investment decisions AFTER being subjected to the ambiance of the track or satellite wagering center and/or the verbalizing with others. A few clients were so disturbed over their failure to successfully complete this test that they abstained from betting altogether. A good move.

If you persistently failed that 20 race test, your handicapping will never show a consistent profit no matter how well you can predict the outcome of a race in the sanctity of your own home. Until you can overcome those demons you discovered as a result of failing the test, you should be a recreational \$2.00 bettor. Remember, God did not ordain that persons who cannot win consistently at the track are unworthy. Ours is a most difficult profession and not EVERYONE will cope with the anxieties inherent therein.

The purpose of these columns is to offer the best psychological principles extant to those who WILL cope. Many will NOT cope and describe the phenomenon as "CAN'T" cope. In the lexicon of psychiatry, "can't" and "won't" are almost always synonymous. When we fail, it is because we refuse to give up dependency on a behavioral pattern that has always given us some kind of REWARD!

Even if it is a perverse, negative kind of reward we NEED it. If our failures earned us sympathetic strokes from our mothers or aunts or whoever when we were infants, we are scripted to go on failing. If success in our early life stages was met with, "That's the kind of thing we expect from you," or NO RECOGNITION AT ALL, we tend to eschew success. Especially if we saw siblings or other children receive a measure of coddling as the response to behavior less than excellent.

Shaw's adage that those who can, do. Those who can't, teach has, for generations, served as an indictment against persons who are excellent teachers but who cannot successfully function in their chosen field. Take the drama teacher who cannot act because of stage fright. I have seen a similar phenomenon in the handicapping ranks. Brilliant writers and teachers who have given immeasurable help to

others but who cannot themselves make a living at the track. Their problem is indecision at the moment of truth. Their pre-race analysis is near perfect but the anxieties preclude them making betting decisions based on that analysis. They are possessed of a demon that somehow distorts their ability to follow through.

These people still perform a useful function and they should feel no shame. Perhaps their conditioning will forever keep THEM from the ranks of constant winners, but it does not impede their ability to help others. We have found that certain people do badly when they depend on their handicapping skills for a living; but who win consistently when they have a job that pays an adequate wage. Such people should continue their productive vocation until such times as the demons have been vanquished.

As parents, however, these ancient experiences should teach us to heap praise upon even the minor achievements of our offspring and be less coddling and forgiving of failures. That which we reward in our progeny will be the patterns they will duplicate. If we reward failure, then failure will be repeated throughout life.

Some of our Teaching members took the test and were most open with me about their reactions after each race. One word that particularly dominated one diary was "pissed." A revelation of intense anger - at himself - after each loss. This person's whole body language changed from relaxed to tense, his blood pressure was raised and his usually friendly demeanor became Mr. Hyde-like. His life conditioning was one of perfectionism and adherence to a given standard.

Somewhere along the line he was OVERLY conditioned to success; to adherence to a standard of perfectionism. One of the truly good aspects of Roman Catholicism is the catharsis of the confessional. Catholics suffer far less insanity than Protestants and Jews because of the Absolution and Remission afforded by confession. When we lose a race and suffer anger, we should remember that the gods are jealous of perfection. Instead of anger, laughter and open admission that we blew one should ensue. We must acknowledge to self and to the world that we fully expect to fail 30% of the time. If we fail less, we should be grateful for good fortune. If we fail more than 30% of the time, knowing WHY is more important than getting angry. Knowing WHY is essential. NOT knowing why should produce concern, but not anger. Dealing with your concerns is my principle role in this process.

Frustration and aggression are natural manifestations and in a healthy mind always complement each other. The natural response to frustration is aggression against the CAUSES of frustration. When aggression is characterized by anger -at self or others - this is thwarted, unhealthy aggression. Attack the problem, NOT the self or others.

The word "fault" is a moral judgment. Persons who use the term interchangeably with "BLAME" have been parental or pastoral conditioned to FIND FAULT and/or to FIX BLAME as the natural aftermath of any perceived failure. There are those among us who

cannot accept the reality of things going awry; whose natural reaction is ALWAYS to find fault or fix blame. If you are one of them you need to monitor yourself more closely.

Get yourself a copy of Rudyard Kipling's IF.

If you can keep your head when all about you
others are losing theirs and blaming it onto you.

If you can trust yourself when all men doubt
you, YET MAKE ALLOWANCE for their doubting, too.

If you can dream-and not make dreams your
master; if you can think-and not make thoughts you
aim;

If you can meet with Triumph and Disaster and
treat those two impostors just the same.

If you can bear to hear the truth you've spoken
twisted by knaves to make a trap for fools; . . ."

The bottom line is, IF you can, you're okay. My daddy raised me on that poem and the line from Scaramouch, "He was born with the gift of laughter and a sense that the whole world was mad . . .". They have given me more support than any other source of conditioning. The most immediate cure for ALL psychological, and most physical ills, is the ability to laugh - loud and openly - at yourself and at all the sources of your frustration. Laughter is the greatest of ALL gifts. It costs nothing. Just let it start in your belly and rise to you mouth and let it out.

On the positive side, I must say that ALL of you are millenniums ahead of our initial clients who, without the benefit of your psychological insights, immediately blamed the Methodology itself for all THEIR shortcomings. We still get a few like this. They are the reason we have yet to hit our goal of 1,000 winners. They are inveterate "horse-PLAYERS", imbued with the unreal illusion that successful handicapping can come from information alone or from some "easy" system. They will never accept the fact that our destiny is written NOT in our stars, but in ourselves.

We must never lose sight of the fact that Handicapping, from our perspective, is not a hobby, pastime or mere avocation. It is a microcosm of life itself. Its financial rewards are merely ancillary benefits from the kind of total fulfillment achieved only by true prophets. It is not our religion; but it is a religious experience that supports our deepest religious beliefs. Those who regard it as solely a means of financial support will never appreciate the significance of the deeper truth. We have chosen to probe beyond the veil of mere reality. We seek the gift of continuous prophecy which, when finally achieved, removes all doubt, oppressive anger, and especially GREED. We become whole and giving individuals.

If this makes us a cult, then so be it.

Dear Dr.Sartin:

I am very grateful to you for your last article in the Follow Up on the Psychology of Winning. I followed your instructions to the letter and you have made me a winner.

My goal is to be a successful handicapper and to make enough money so that my wife will not have to work. Although I was successful in my business life - through bad investments in the Stock Market and giving too much money away, we ended up at retirement age with insufficient funds to live reasonably well without continuing to work - often at menial jobs.

I think my biggest fault was changing my mind at the track after having thought out the race at home. Your first instruction changed that. I wrote my selections in a small notebook and stuck to them. In fact I refused to take the Form with me to the track, so there would be no 2nd guessing.

I did not have many reactions during the exercise. I pretended you were looking over my shoulder and that kept me in line.

I lost the 1st race to a longshot and my 1st reaction was - did I err in not having him in my contenders. But upon looking it over at home, I still would not make him a contender. I lost another race (#4) because I know the horse and went against my figures. I learned from that loss. I counted #8 a win because the horse did not impede the other one. It was an unjust call. I felt rather proud of myself because several times I passed races when they just didn't feel right or the odds were too low. Just told myself there will be other better races.

I am just using a hand calculator - so getting all the figures is very time-consuming and I often don't get too much done. I hope to get a computer in the near future.

I go to the races feeling very confident now and know I can win overall. I also know I have so much more to learn - but I will and I'll get better and better - thanks to you.

I will be forever grateful and God Bless you.

Sincerely,

Carl Ne. er

Turbocharge Your Bankroll

by Dan Doran

Though both Doc and Huey Mahl have told us of the great opportunities to be found in the place and show pools, it seems that not many PIRCO members take advantage of them. The main reason for this is probably the low payoffs and seemingly low returns compared to the win pool.

As I look further into the situation, it appears that there are two basic types of PIRCO members. The first is the handicapper who has the necessary experience and proven ability to make a full time income from the races. The second group, for one of any number of reasons, is still moving up the learning/experience curve and is not yet able to earn this type of income.

To the first group, I pose the following question: Would you be interested in discovering a way to pay all your daily expenses without doing any additional handicapping, so that all your current track income could be net profit?

As for the rest of you, consider the following: On your way to making your riches at the races, wouldn't it be nice to start to make a "living" at the track using your current ability level?

I think it safe to say that the "yes's" are resounding through the ranks. The answer, my friends, is written in the alternate pools: place and show. I recently discussed with Huey his soon to be released Instruction Sheet L (available from his Length Variant office, \$20. 702 737-9117). In it he discusses how to dutch our top two horses to place. Huey estimates that the average proficiency for PIRCO folks should run about 80%, with a \$0.40 average payoff to one dollar.

When I queried Doc about his favorite conservative betting style, which he refers to as the "designated show horse." He estimates that the average PIRCO member (NOT the expert, but the average) should be able to achieve a 67% proficiency betting one horse with an average payoff to one dollar of \$0.90 (that's a \$3.90 average mutuel). One of the many advantages of the ENERGY! reports that users are contractually bound to submit is that it serves as an ideal method of record keeping and later verification of trends. According to Doc, few clients have noticed that an easily identifiable horse is showing with such consistency. For those of you who are curious (anyone???), the following three categories loosely define a "designated show horse" as the contender that:

- 1) Meets the Win Energy (% Median) requirements, but does not possess the necessary Total Energy to win.
- 2) Runs an even paced race throughout.
- 3) Dominates Early or Late.

You need to check your own records, or begin to keep records, to verify what your own results in this area are, but this should give you a guide or goal to shoot for. Using the larger study from Doc's ENERGY! reports (we'll look at Huey's place dutching in a future article. Meanwhile, buy Sheet L and experiment on your own), let's see what we have from a profit perspective using Doc's figures:

Proficiency = 67% Avg. Payoff (to \$1.00) = .90
 Kelly Advantage = 30% % interest (10% bet) = 58%

A whopping 30% Kelly advantage, yet due to the low average payoff, we only make 58% interest on our bankroll (using the growth multiplier equation, Length Variant Instruction Sheet C) in a normal 20 race cycle. In dollars, given a \$300 beginning bank, our ending bank would be \$474 and our profit would be \$174 ($300 \times .58$). I say "ONLY 58%" with tongue in cheek, as it beats the hell out of other investment opportunities. It is an interesting point to consider that due to the high expectation level of success in the PIRCO ranks, anything less than 100% interest per week is too often scoffed at as being unreasonably small. Keep in mind that this is a subsidiary investment from the show pools.

Without delving further into this extremely high expectation level, ready yourself for the real question of this column: What if I could show you a mathematically sound way of increasing this return by over 160% without changing a single selection? In other words, instead of making \$174 profit in 20 plays, you would reap about a \$459 (an increase of 164%) with the same plays, betting the same 10% of bankroll*.

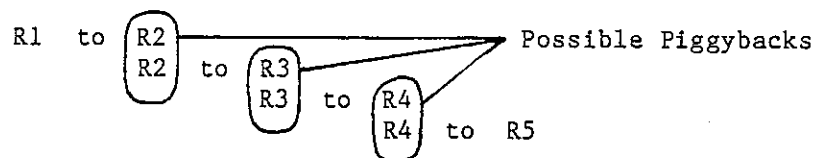
How can you do it? Well, it's about time that you asked a question. The concept seems to be a well kept secret, thought up by Huey Mahl years ago and published in the High Rollers Newsletter. Huey dubbed it the "Piggyback Parlay," and it is a lot like riding a bike, in as much as it is quite a bit easier to do than it is to explain. But since you asked, I'll take a shot at it. Keep in mind that this is a product of the fertile mind of Huey Mahl, so if the following explanation takes a couple of "reads" to sink in, don't worry, it's worth it.

The Piggyback Parlay is where you take a normal string of bets, and instead of wagering on each bet individually, you make a series of two race parlays that overlap on another. They "piggy back" each other, hence the name. The following diagram and example will serve to more clearly illustrate the concept.

Let's assume that you go to the track on a given day and you have four playable races, each with a "designated show horse." In this example, those races are labeled R1, R2, R3 and R4. R5 represents the first show bet of the following day. You have a typical day for a PIRCO investor and catch three out of four, with R3 your only loss.

R1	R2	R3	R4	R5
W	W	L	W	?

In normal proportional betting, you would make individual wagers on each race, adjusting your bankroll accordingly after each. To convert this into a Piggyback, you will make the following sets of parlays:



Notice the circles denoting where possible overlap, or Piggybacking may occur. The reason I say possible is that if the first half of the parlay loses, then it is "dead" and there would be only a beginning parlay on the next race. (Hang in there, it gets easier).

Let's walk through it together. We begin by making our first parlay of R1 to R2 by placing a straight wager on R1 and awaiting the outcome. R1 wins, thus our parlay is "alive" and we take the total return from R1, including our original bet, and bet it (i.e. parlay it) on R2. To make our second parlay of R2 to R3 requires that we make an additional straight wager on R2, which if it wins will be parlayed to R3 (hint: herein lies the "magic"). The parlay is now piggybacking our additional straight wager on R2. As we can see, in our example R2 wins, and thus our first parlay, R1 to R2 is a winner! We subtract our initial bet on R1 and add the profit to our bankroll.

It's now time for our third race to go off, so we parlay our return from our second straight wager on R2 to R3. Likewise, we place a second straight wager on R3. Our parlay from R2 is now piggybacking our straight wager on R3. Unfortunately, R3 is a loser, which means that our parlay of R2 to R3 is dead, and of course our straight wager on R3, that we hoped to parlay to R4, is also lost. We deduct our losses (only the money actually removed from our bankroll, not the "temporary profit" within the losing parlay) from our bankroll and size our next wager.

Our fourth and final wager for this day is on R4. Since we have no winning parlay, (i.e. no piggyback), we simply make a straight bet on R4, which, if it wins, we will parlay to tomorrow's first betable race. Our parlay results for the day are as follows:

R1	to	R2	Win
R2	to	R3	Lose
R3	to	R4	Lose
R4	to	R5	???

This certainly doesn't appear to be an improvement at this point, but we judge our results in 20 race cycles, not on a single day at the races. Furthermore, the point at this time is to explain the "how to," involved in implementing this concept. Yet, even catching only one of the three parlays, the day is still profitable, as you will see if you do the math.

The real benefit of the piggyback parlay, which you are about to discover, lies in the fact that it essentially transforms a high

win proficiency and a low mutuel into a lower win proficiency with a significantly higher mutuel. The net effect of this is that your return (percent interest on bankroll) is significantly enhanced.

To estimate your new piggyback profit potential for a representative 20 race cycle, we take your straight win proficiency and average payoff to one dollar and apply some simple statistical methods. Since the goal of this style of wagering is to win two-race parlays, or two consecutive races in a row; in order to calculate the probability of two independent events occurring consecutively, you simply multiply the two probabilities by each other. For example, the probability of heads coming up in a coin toss is .5 (a 50% chance). Therefore the probability of two heads in a row is .25, or .5 x .5. The goal for our show proficiency is 67%, thus the probability of two consecutive such occurrences is .67 x .67, or 45%. We can use this equation to calculate the odds to one of any two event parlay:

$$(\text{Odds one} + 1) \times (\text{Odds two} + 1) - 1$$

Where: Odds one is the odds of the first event.
Odds two is the odds of the second event.

In our example, we used an average odds of .90, so both Odds one and Odds two are equal to .90. This gives us:

$$(1.9 \times 1.9) - 1 = 2.61$$

This means that if your proficiency is 67% with a \$0.90 average payoff and you apply the Piggyback Parlay concept, your new proficiency will be 45% with a \$2.61 average payoff. To drop from 67% to 45% may not sound like good news to most of us, but the average payoff has increased from .90 to 2.61. This has a dramatic impact on the bottom line:

67% at \$0.90	Kelly = 30	10% bet = 58% interest.
45% at \$2.61	Kelly = 24	10% bet = 153% interest.

So even though the Kelly advantage dropped from 30 to 24% (down 20%), the percent interest on bankroll (i.e. how much money you made) significantly increased from 58 to 153% (up 164%). So what is this magic, you ask? No magic, just a little slight of hand on the bet size. Earlier, I placed an asterisk (*) beside the words "same 10% of bankroll." Even though each straight bet was calculated at 10% of bankroll, because of the parlay action, you actually have a "hidden" bet of some proportion riding in the parlay, which increases your return a corresponding proportion.

Consider this: two identical car engines (20 race cycles) with the same horsepower (% interest on bankroll). You take the second car and add a turbocharger, which boosts the power (increases the % interest on bankroll). This is what we do when we apply this concept; we boost the power of our return. This analogy can be carried further, and here is the bad news and the warning that you need to carefully consider before trying this with real money.

Granted, with a turbocharged engine you enjoy more power; however when you have problems with a turbocharged engine, it costs you a lot more to fix it (ask me how I know this about both cars and Piggyback Parlays).

Likewise, the Piggyback Parlay concept can significantly increase your return, but it does so by depending on streaks of winners, which convert into winning parlays. If your proficiency drops, the losing parlays can eat your bankroll in a New York Minute. If proportional betting is a double edged sword, as Huey likes to call it, then Piggyback Parlays are a double edged chain saw! Forget watching out for fingers, guard your posterior with both hands.

The second and final warning I feel compelled to share with you is that when we converted the straight bets into Piggybacks, we only estimated the number of winning parlays, based on the laws of probability in the long run. We did not consider the evil villain, the "anti-parlay," more commonly known as "the chop." The chop is when you alternate wins and losses (W-L-W-L-W-L-W ETC.) and in so doing you drastically reduce the number of winning parlays. The following chart shows the worst case scenario for winning parlays in a 20 race cycle, given the win proficiencies of 60, 65, 70, 75 and 80 percent.

Win % Race #	60%	65%	70%	75%	80%
1	W	W	W	W	W
2	L	L	L	L	L
3	W	W	W	W	W
4	L	L	L	L	L
5	W	W	W	W	W
6	L	L	L	L	L
7	W	W	W	W	W
8	L	L	L	L	L
9	W	W	W	W	W
10	L	L	L	L	W*
11	W	W	W	W	W*
12	L	L	L	W*	W*
13	W	W	W	W*	W*
14	L	L	W*	W*	W*
15	W	W	W*	W*	W*
16	L	W*	W*	W*	W*
17	W	W*	W*	W*	W*
18	W*	W*	W*	W*	W*
19	W*	W*	W*	W*	W*
20	W*	W*	W*	W*	W*

* = Winning parlay

WORST	3	5	7	9	11
PREDICTED	7.2	8.45	9.8	11.25	12.8
W/P	42%	59%	71%	80%	86%

Looking at the bottom of the 60% column, we find that the predicted number of winning parlays is 7.2 (calculated: $.6 \times .6 = 36\%$ $\times 20 = 7.2$), but due to the chop, we only win 3, for a ratio of 42% of our estimate. Unlike regular percent of bankroll money management, where the order of wins and losses is irrelevant, in parlays the order is vital. What this does is bring an element of luck based on order into our profit picture that we do not have to contend with normally.

On the positive side, you will notice that the ratio of worst to predicted climbs as your proficiency climbs. Once again, this is due to the underlying fact that the parlay thrives on consecutive winners and perishes in the chop. For this reason, if you wish to employ this marvelous little secret to "turbocharge" your bankroll, pay close attention to maintaining a high proficiency.

Before closing, let me give you one last little gem of an idea to keep you awake nights. In this column, I have introduced the Piggyback Parlay concept as applied to show betting. However, it can also be applied to win betting with a 2 horse dutch, although the accounting does get a little tricky. To really blow your mind, consider the numbers racked up by our editor, Dick Schmidt. At the recent Saratoga seminar (by far the best seminar of any kind I've ever attended) while explaining money management, Dick reported that his win proficiency dutching two horses is about 70%, with a \$10.00 average mutuel. This roughly converts to an average payoff to one dollar of \$1.50 ($\$10 - \$4 = \6, $6/4 = 1.5$, assumes a 50/50 dutch).

Now Dick readily admits he's not the best, or even one of the best handicappers in PIRCO. However, because of sound money management, he is one of the top money makers (thanks Huey, thanks Doc) in PIRCO. Running his numbers through the growth formula shows:

70%, \$1.50, Kelly = 50%, 10% bet = 276% interest.

Not bad at all. With a 50% Kelly advantage and by betting only 10% of bank, our fearless editor should average 276% bankroll growth in every 20 races. With a measly little \$300 bank, this totals \$828 profit. Way to go, Dick.

But wait, what if we turbocharge this puppy by applying our new found Piggybacks? Is it possible to improve on such an astronomical profit picture? Check it out yourself, using the previously supplied formulae:

49%, \$5.25, Kelly = 30%, 10% Parlays = 2034% interest.

Wow!!! The Kelly advantage dropped from 50% to 30%, but the percent interest on bank jumped from 276 to over 2000! This means an expected average profit of \$6,102 from a starting bank of \$300. Hi-Ho Piggybacks, away . . .

(Editor's note: SAY WHAT?!?!?!)

The New Engen (Energy Generator) Velocity Version

There are TWO versions of the Energy Generator, henceforth known as the Engen. One is for ENERGY! users exclusively. This one is designed for those using any of our VELOCITY PROGRAMS, Phase III, Synergism or Synergism II.

The ENGEN is the most productive supplemental tool in our arsenal. I say supplemental because it is not designed for handicapping itself but to augment your handicapping proficiency. It is a tremendous improvement over FARGENERATOR Plus, which was in itself a great tool, though seldom used by most clients. WHY? I'm not quite sure. Perhaps we did not offer sufficient instruction. We will not repeat that mistake with this program. As much as I dislike recipe book instruction, I'll undertake it now. But DON'T TURN ON YOUR OVEN JUST YET.

STEP 1: Understanding the CONCEPT:

We are about to prepare a side dish that will turn a hamburger win cycle into a gourmet feast.

NECESSARY INGREDIENTS:

- 1: A Computer Program called ENGEN. (accept no substitutes)
- 2: A newspaper or Racing Form with RESULT CHARTS that enumerate fractional times and beaten lengths at all calls. (Accept no substitutes.)
- 3: A table or desk of sufficient size to hold the above ingredients.
- 4: An absence of lethargy, malaise or laziness.
- 5: At least ONE THOROUGH READING of this recipe.
- 6: The Absolute Certain Ability to PROPERLY READ and apply the RESULTS CHARTS. So many of you demonstrated that you did not possess this ability during a recent Beaumont Clinic. The Procedure is explained herein by two pages from pages 71-72 the PINK MANUAL that came with our basic package.

READING THE RESULTS CHARTS

Keeping a track WIN PROFILE (and Place Profile if you're an Exacta wagerer) is an essential element of the Sartin Methodology. Since these profiles are kept through daily input from the Daily Racing Form RESULTS Charts, or their facsimiles printed in most major newspapers, it is essential to know that we read the RESULTS CHARTS in reverse order from the PAST PERFORMANCE CHARTS.

I was shocked to learn how many astute handicappers DO NOT KNOW how to read these charts accurately.

EXAMPLE: Sprint

EIGHTH RACE		7 FURLONGS. (120%) ALLOWANCE. Purse \$27,000. 3-years-old and upward which have never won a race other than maiden, claiming or starter. Weight, 3-year-olds 114 lbs.; older, 122 lbs. Non-winners of a race other than claiming since May 15 allowed 3 lbs. Of such a race since May 1, 5 lbs.									
Belmont											
JUNE 16, 1988											
Value of race \$27,000; value to winner \$16,200; second \$5,940; third \$3,240; fourth \$1,620. Mutuel pool \$188,363. Exacta Pool \$338,964.											
Last Race'd	Horse	Eqt.	A.Wt	PP	St	¼	½	Str	Fin	Jockey	OdJs \$1
5 Jun88 7Bel5	Festive		1109	5	3	43½	47½	11½	15½	Day P	1.40
8 Jun88 5Mth5	Greg At Bat	b	1111	4	4	57½	6	22½	24½	Romero R P	24.90
26 May88 1Bel3	Superb Flight		1112	3	5	34	21½	32	32½	Santos J A	5.80
26 Nov87 6Aqu5	Spectacular Son	b	1117	2	6	6	5½	52	41	Santaqata N	8.50
5 Jun88 7Bel5	If You Please	b	1111	6	1	11	11	41	52½	Davis R G	1.20
23 Apr88 5Aqu6	Juice		1112	1	2	2nd	31	6	6	Peck B Ds	15.00
OFF AT 4:27 Start good, Won driving. Time, :22¾, :46, 1:1¼, 1:23¾ Track fast.											
\$2 Mutuel Prices:		5-(E)-FESTIVE _____ 4.80 4.00 2.80									
		4-(D)-GREG AT BAT _____ 13.20 4.60									
		3-(C)-SUPERB FLIGHT _____ 3.40									
		\$2 EXACTA 5-4 PAID \$87.80.									

The three call times entered for this race are:

22.3 46 123.4

Ignore the STRETCH CALL TIME. It is not available in the Past Performance Charts from which we handicapped the race.

IF YOU PLEASE gets 0 beaten lengths at the First Call and 0 beaten lengths at the Second Call. It is beaten at the finish by 13.25 lengths.

The winner, FESTIVE, is 5 plus a head (or 5.1 lengths) at the First Call, 3 1/2 lengths at the Second Call and 0 at the finish.

The place horse, GREG AT BAT, was behind 8.6 lengths at the First call, 6.5 lengths at the Second Call and 5.25 at the finish.

The show horse, SUPERB FLIGHT, was behind 1.1 at the First Call, 1 length at the Second Call and 9.75 lengths at the finish.

JUICE was behind 1 length at the First Call, 2.5 at the Second Call and 16 at the finish.

EXAMPLE: ROUTE

Here is an 8.5 Route Race Results Chart.

In routes we ignore the stretch call and we also IGNORE the quarter mile First Call. There is no Past Performance line equivalent for these calls.

Hence, the calls we use in this race are:

47.3 112.4 144.2

The Winner, SOLO SPORTING was 3 lengths behind at the half mile call, .6* lengths at the 3/4 mile and finished 0.

The Place horse WICKED WIKE is 4 lengths behind at the First Call, .7 at the Second and finished beaten 3.

NINTH RACE
Belmont
JUNE 16, 1998

1 1/4 MILES. (1.4075) CLAIMING. Purse \$14,000. 4-year-olds and upward. Weight, 122 lbs. Non-winners of two races at a mile or over since May 15 allowed 3 lbs.; of such a race since then 5 lbs. Claiming price \$14,000; for each \$1,000 to \$12,000 2 lbs. (Races when entered to be claimed for \$10,000 or less not considered.)

Value of race \$14,000; value to winner \$8,400; second \$3,080; third \$1,680; fourth \$840. Mutuel pool \$251,509. Exacta Pool \$276,358. Triple Pool \$536,846.

Last Raced	Horse	Eqt.	A.Wt	PP	St	1/4	1/2	3/4	Str	Fin	Jockey	Cl'g Pr	Odds \$1
16May88 1Bel9	Solo Sporting		6 112	9	4	6 1/2	5 1/2	3rd	1 1/2	1 1/2	Correa C J5	14000	10.00
6Jun88 1Bel2	Wicked Wike	b	6 117	12	6	9 1/2	6 1/2	4 1/2	2nd	2nd	Romero R P	14000	4.60
27May88 1Bel1	Ryna's Rajah		4 119	8	5	4 1/2	4 1/2	5 1/2	4 1/2	3rd	Santos J A	14000	10.80
8Jun88 2Bel1	Empathetic	b	4 113	7	3	3 1/2	2 1/2	2nd	2nd	4 1/2	Pezua J M	12000	4.40
28Jan88 8Aqu12	Tap Writer	b	4 113	1	12	7 1/2	8 1/2	7th	7 1/2	5th	Belmonte J F	12000	3.20
8Jun88 2Bel4	Macho	b	5 112	5	2	7 1/2	1 1/2	1 1/2	5 1/2	6 1/2	Peck B D5	14000	6.00
6Jun88 1Bel8	Flip For J. K.	b	6 115	2	10	5 1/2	7 1/2	8 1/2	6th	7 1/2	Santagata N	13000	11.80
3Jun88 5Mth5	O. K. Buster	b	4 119	11	7	8 1/2	10 1/2	9 1/2	8 1/2	8 1/2	Samyn J L	14000	11.20
6Jun88 1Bel4	Changing Era	b	4 107	6	8	12 1/2	11 1/2	12	9 1/2	9 1/2	O'Hara K A10	14000	39.80
27May88 3Bel1	Kilts' Nashua		6 119	3	11	1 1/2	12	11 1/2	1 1/2	10th	Day P	14000	15.40
8Jun88 2Bel7	Corncocks Royalty	b	6 113	4	1	2 1/2	3 1/2	6 1/2	10 1/2	11 1/2	Estrada J C	12000	40.80
6Jun88 1Bel5	Happy Agent	b	4 106	10	9	10 1/2	9 1/2	10 1/2	12	12	Walker E E7	12000	44.70

OFF AT 4:56 Start good, Won driving. Time, 2:41 1/2, :47 1/2, 1:12 1/2, 1:44 1/2 Track fast.

\$2 Mutuel Prices:

9-(1)-SOLO SPORTING 22.00 10.20 5.80
12-(N)-WICKED WIKE 4.60 3.60
8-(H)-RYNA'S RAJAH 5.80

\$2 EXACTA 9-12 PAID \$115.40. \$2 TRIPLE 9-12-8 PAID \$716.00.

* A half length + a head = .6

SUGGESTED ADDITIONAL INGREDIENTS

Two cups of coffee or tea or whatever it is you drink in the morning, or while using the Result Charts.

A measure of quietude or whatever you feel necessary to insure twelve minutes of concentrated effort

A clock or timing device for clocking yourself. If it takes OVER 12 minutes to do ONE DAY of this recipe, you should practice by boiling water for a week or so until your ability as a COOK is up to par.

SPECIFIC PROCEDURE

Enter into your ENGEN program from the Results Charts the figures for the previous day winners. Do it SEPARATELY for each different distance and Surface. (Dirt-Turf)

Be sure you change the TODAYS DISTANCE at the head of the program to the distance you are tracking!

With the opening menu you have the opportunity to either go straight to the ENGEN or to do AFV/Class figures on Yesterday's winners. ON THE IBM you also have the option of saving your computations onto disc.

The program defaults to 6F as the distance. YOU must change it for each different distance computed.

You must enter Times and Beaten lengths for the WINNERS at each distance and surface run. As a helpful hint, winners always have 0 (zero) final beaten lengths.

You will see a separate line for each horse. After you have Entered a GIVEN DISTANCE, the program will AVERAGE the readouts for that day.

TRANSFERRING A WEEKS AVERAGES TO YOUR TRACK PROFILE SHEET



INLAND EMPIRE INSTITUTE



TRACK PROFILE

ENERGY FORECAST

TRACK: _____

DATE: _____

DISTANCE _____ SURFACE _____ RUNNING STYLE

	Total Energy	Median	TT 2nd Frac	3rd Frac	2nd Call	2CBL	E	E/P	P	S/P	S
Hi											
Av											
Lo											

Here is how we transfer the ENGEN INFORMATION after each 20 race cycle to this form.

EXAMPLE: SIX FURLONGS, DIRT:

Let us imagine that in your last 20 race cycle there were only SEVEN six furlongs races. Let us also imagine that after you entered those seven races into your ENGEN your readout looks like this:

ENERGY GENERATOR

RAW ENERGY FACTORS

Race:	Dist = 6.0 FURLONGS	Comments:					
Name	Total	TT	3rd	Med	2c	2cbl	ESP Type
aaa	56.72	57.57	52.96	68.88	58.49	1	S/P Presser
bbb	57.03	57.22	53.87	68.51	58.21	4	Sustained
ccc	56.69	56.90	53.71	68.42	57.88	3	Sustained
ddd	56.83	57.89	53.66	68.53	58.41	0	S/P Presser
eee	56.71	57.57	53.28	68.68	58.13	3	S/P Presser
fff	55.93	57.57	52.19	68.90	57.44	4	S/P Presser
earl	55.73	57.39	49.25	70.54	58.93	0	Early
Average	Total	TT	3rd	Med	2c	2cbl	ESP Type
AVE	56.52	57.44	52.70	68.92	58.21	2	S/P Presser

Now you look under TOTAL ENERGY and transfer to your Track Profile Form the highest, the lowest and the Average thusly:

TRACK: Yours

DATE: LAST WEEK

DISTANCE 6

SURFACE DIRT

RUNNING STYLE

	Total Energy	Median	2nd Frac	3rd Frac	2nd Call	2CBL	E	E/P	P	S/P	S
Hi	57.03										
Av	56.52										
Lo	55.73										

Next we will transfer the Median Energy percentage that correlates to the Hi, Low and Average TOTAL ENERGY, thusly:

	Total Energy	Median
Hi	57.03	68.51
Av	56.52	68.92
Lo	55.73	70.54

Next we'll try chewing gum and walking at the same time. We grow bolder. We'll enter FIVE things at once.

First, Turn Time (2nd Frac.) 3rd Fraction, 2nd CALL, 2nd Call Beaten lengths (B.L.) and finally the running style - ALL correlated by Hi, Lo & Av.

DISTANCE 6f SURFACE DIRT RUNNING STYLE

	Total Energy	Median	2nd Frac	3rd Frac	2nd Call	2CBL	E	E/P	P	S/P	S
Hi	57.03	68.51	57.22	53.87	58.21	4					X
Av	56.52	68.92	57.44	52.70	58.21	2				X	
Lo	55.72	70.54	57.39	49.25	58.93	0	X				

Put them all together they spell Profile. But for one distance only. You must profile EACH DISTANCE SEPARATELY by surface. NOT ROUTE-SPRINT, but EACH DISTANCE by Surface SEPARATELY!

Now let's do the exercise together on these two winners:

1173—SECOND. 6 furlongs. Calbred 3-year-olds & up, fillies & mares. Top claiming price \$32,000. Purse \$15,000.

Index	Horse, Jockey	Wt.	PP	St	1/4	1/2	3/4	Str	Fin	Odds
9661	Play Dancer, Pedroza	115	10	4	5 ^{hd}	3 ^{hd}	—	2 ^{1/2}	11 ^{1/4}	13.60
9794	Valbectin, Davis	115	12	1	3 ¹	4 ¹	—	4 ²	2 ^{1/2}	8.60
....	Misery Lane, Stevens	115	7	2	2 ¹	1 ^{hd}	—	1 ¹	3 ^{1/2}	5.50
9631	Princess Waters, P.Vai	116	3	7	8 ^{1/2}	6 ^{1/2}	—	6 ²	4 ^{2/4}	14.70
....	Ack's April Song, Pincay	123	5	6	4 ^{1/2}	5 ^{2/2}	—	5 ^{1/2}	5 ^{1/2}	1.20
....	Sidestitch, Olivares	115	1	12	10 ¹	10 ^{1/2}	—	9 ^{1/2}	6 ²	91.90
....	Shur Flying, Sibille	115	8	3	1 ^{hd}	2 ¹	—	3 ^{hd}	7 ^{1/2}	14.70
....	Orbison, Cedeno	115	2	9	11 ^{1/2}	11 ^{1/2}	—	11 ¹	8 ^{no}	167.50
9758	Beach Towel, McCarron	115	4	10	7 ¹	8 ^{hd}	—	7 ^{hd}	9 ^{nk}	3.50
....	I'm Flo, Baze	123	11	8	9 ^{3/4}	9 ^{1/2}	—	10 ^{1/2}	10 ¹	80.80
....	Special Class Miss, Sman	115	9	11	12	12	—	12	11 ^{nk}	32.30
9760	Li'l Miss Rich Bld, Black	115	8	5	6 ³	7 ^{1/2}	—	8 ¹	12	84.30

10-Play Dancer 29.20, 13.80, 6.40; 12-Valbectin 9.60, 6.00; 7-Misery Lane 5.20.

Time — :22, :45 2/5, :58, 1:11. Start good, won driving. Winner — B.F.3, Flying Psater — Mia Nordica. Owner — Brown. Trainer — I. Jory. Mutuel pool — \$388,590. Daily Double pool — \$515,817.

Scratched — Lawn Debut, Twice Golden, LII Bit Awesome, Charlie's Aunt.

\$2 DAILY DOUBLE (9-10) PAID \$111.80

1174—THIRD. 6 furlongs. 3-year-olds & up, fillies & mares. Allowance. Purse \$28,000.

Index	Horse, Jockey	Wt.	PP	St	¼	½	¾	Str	Fin	Odds
1133	Debs Angel, McCarron	115	6	3	3½	3½	—	12	14½	.80
9661	Yugo Marie, Davis	114	3	5	5½	4½	—	3½	2½	3.00
1053	Many Passes, Sells	118	4	1	1½	1hd	—	2½	3nk	6.10
9518	Lyphard's Flag, Sibille	118	7	7	7	7	—	4hd	4nk	17.50
1053	Sugarplum Gal, Stevens	118	2	6	6½	6½	—	8hd	5½	8.20
9797	Settle It, Delahoussaye	120	1	4	4½	5½	—	7	6½	14.70
1053	Jo's Joy, Garcia	117	5	2	2½	2hd	—	5½	7	32.20

6-Debs Angel 3.60, 2.40, 2.20; 3-Yugo Marie 3.00, 2.80; 4-Many Passes 2.80.

Time — :22 1/5, :45, :56 4/5, 1:08 4/5. Start good, won handily. Winner — B.F.3, Raise A Cup — Good Groomer. Owner — Lewis. Trainer — D. W. Lukas. Mutuel pool — \$327,502. Exacta pool — \$460,343.
No scratches.

\$2 EXACTA (6-3) PAID \$10.20

The winner of the second race would be entered into your ENGEN thusly:

6F

PLAY D.

FRACTIONS: 22 - 45.2 - 111

B.L. 2.6 1.1 0

The winner of the 3rd race as follows:

6f

DEBS

FRACTIONS: 22.1 - 45 - 108.4

B.L. 1.5 .20 0

The readout would appear as:

RAW ENERGY FACTORS

Race: Dist = 6.0 FURLONGS Comments:

Name	Total	1st	TT	3rd	Med	2c	2cbl	ESP Type
Lo PLAY D	55.98 ✓	59.53	56.67	51.73	69.19 Lo	57.96	1	Early
Hi DEBS	57.60 ✓	59.19	58.12	55.50	67.89 Hi	58.63	0	Sustained
Average	56.79 ✓	59.36	57.39	53.62	68.54 Av	58.29	.5	S/P Presser

DISTANCE 6

SURFACE D

RUNNING STYLE

	Total Energy	Median	TT	3rd	2nd	2CBL	E	E/P	P	S/P	S
			Frac	Frac	Call						
Hi	57.60	67.89	58.12	55.30	58.63	1					X
Av	56.79	68.54	57.39	53.62	58.29	.5				X	
Lo	55.98	69.19	56.67	51.73	57.96	0	X				

Now that you have mastered the use of your ENGEN at ONE distance, practice using it comparably at ALL distances. The procedure is exactly the same!

If you wish to become a more proficient Exacta/Quinella investor, keep an ENGEN profile from the Results Charts for each PLACE HORSE.

THE PROVEN POWER OF THE ENGEN TRACK PROFILE

From April through the first week in August I went on the road with some Firco Charter Members. We visited 5 different Tracks and predicted, before the fact, 106 races over a 14 day period. We won substantially on 13 of those days, suffering one day at Aksarben where we made only \$8 (flat betting). The secret to our success lay in the fact that a Firco Associate member at each track made us a complete ONE WEEK Track Profile from the ENGEN:

In Los Angeles Tom Hambleton's profile saved our bacon.

In Seattle Bruce Jorgenson's Profile made the difference.

At Monmouth our success came largely from the efforts of Joe Burkson with an elaborate, accurate Track Profile. At Aksarben we won 72% 3 of our 4 days thanks to the profile made by Tom Renner and Dave Lewis who preceded us to the track by three days.

In CHICAGO, Arlington, 2nd week, we faced a seemingly impossible card. Thanks to Bob Furdy and Michael Pizzolla who put a variety of shippers from as much as seven different tracks through the computer from a PROFILE made by Robert Cochran we went 7 winners in 9 races. Michael Pizzolla, the inveterate showman, stayed quietly at his computer and, along with Furdy, was able to demonstrate the readout most predictive of the winner. The Chicago crowd was particularly unruly - just a few bad apples in a barrel - kept shouting, "just give us the winner—!" Michael and Bob did. After the races there wasn't even a murmur of complaint. Without doubt, accurate track profiles made the difference between a successful tour and a one way ticket to Brazil. It worked for us under EXTREME pressure.

It will work for YOU!



&
The Inland Empire Institute

TRACK PROFILE

TRACK: _____ DATE: ____/____/____

DISTANCE _____ SURFACE _____ RUNNING STYLE _____

	Total Energy	Median	2 nd Frac	3 rd Frac	2 nd Call	2CBL	E	E/P	P	S/P	S
Hi											
Av											
Lo											

DISTANCE _____ SURFACE _____ RUNNING STYLE _____

	Total Energy	Median	2 nd Frac	3 rd Frac	2 nd Call	2CBL	E	E/P	P	S/P	S
Hi											
Av											
Lo											

DISTANCE _____ SURFACE _____ RUNNING STYLE _____

	Total Energy	Median	2 nd Frac	3 rd Frac	2 nd Call	2CBL	E	E/P	P	S/P	S
Hi											
Av											
Lo											

DISTANCE _____ SURFACE _____ RUNNING STYLE _____


	Total Energy	Median	2 nd Frac	3 rd Frac	2 nd Call	2CBL	E	E/P	P	S/P	S
Hi											
Av											
Lo											

DISTANCE _____ SURFACE _____ RUNNING STYLE _____

	Total Energy	Median	2 nd Frac	3 rd Frac	2 nd Call	2CBL	E	E/P	P	S/P	S
Hi											
Av											
Lo											

Book Review

by Doc Sartin



The Handicapper's best literary friend, William Murray, scores again with this new novel, following the lives and times of Shifty Anderson and Jay Fox into a new adventure, set this time around Caliente Race Track near Tijuana, Mexico. With little urging from me, Murray's Race Track novels have long been must reading for most of you. This one may well top the list.

Shifty, the Michael Pizzolla close up magician-handicapper prototype, leaves the environs of Hollywood Park in search of a leech who steals a winning Pick Six ticket held by himself, Jay Fox and Fox's betting syndicate. What follows is high adventure involving good and bad trainers, fixers, transvestites and crooks of all variety, including a porno movie producer. Also, there is a delectable girl jockey who will ride and love her way into your hearts. Murray's first tale involving the two protagonists was Tip on a Dead Crab, followed by Hardknockers Luck and then When the Fat Man Sings. They are all in my library and I hope, in yours.

Murray has been improperly described as Runyonesque. Damon was a journalists. His characters, a la GUYS AND DOLLS, were made of cardboard. Stereotypes of "Horseplayers." Losers. Okay for a newspaper yarn, but certainly unreal to those seeking the truth about winning at Thoroughbred Racing. Murray's principal characters are much like us. Serious students of the Handicapping Arts and Sciences.

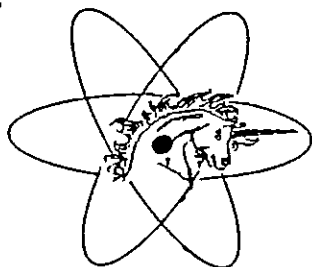
Jay is the figures man, the Tom Brohamer type pouring over charts, making variants. (Editor's note: you know really dull) Shifty is a little more on the intuitive side; influenced by Jay's figures but relying also on Bradshaw's "Eyeball Scan." Both characters are real, especially to us, because their true goal is winning, not just "action." Murray lets his characters win - most of the time. But he also lets us know that it's no cinch; that winners are engaged in a hard fought, continuing war.

Murray's insights stem from the fact that HE is a serious handicapper. He's never missed a day at Del Mar since he moved to the Greater San Diego area. He goes to the morning workouts; he analyzes pace, class and speed. He's on a first name basis with the trainers and jockeys. Like all of us, he HATES to lose.

He wins with this book. It's a hell of a yarn with some deep psychological insights that enrich his characterizations. They never get in the way of a fast moving plot, however. He's very knowledgeable about music - from opera to jazz. Incidentally, he's a very nice man, too. Even if he did go to Harvard.

Get the book. Get ALL of his books. They will help you keep the faith and reach your goal and entertain you at the same time.

ENERGY!



About 15% of you are now using ENERGY!(tm). So it seems only fair that we dedicate about 15% of the Follow-Up to ENERGY!. While ENERGY! users stand on yet another hill overlooking the same information as other handicappers, there will be nothing so unique or esoteric in our ENERGY! articles as to exclude non-ENERGY! users from benefiting from the content. This article, based on material submitted by Bob Timmerman of Vista, Ca, deals with adjustments to ENERGY!.

As with Phase III users, my greatest fear for ENERGY! clients is focused on the subject of adjustments. The temptation to over-adjust seems inherent in all handicappers. The original Phase III users enjoyed bonanza win cycles when the material was new to them and they followed prescribed procedure. Then they found out that they could make their own adjustments and the honeymoon was over until I could convince them NOT to over-adjust. To avoid the pitfalls of over-adjustment, Ultra Scan had an auto-adjust feature built in; as does both Synergism I and II.

With ENERGY!, we forbade any adjustments other than the AUTO-ADJUST. We have told users to wait for the ENGEN and the advanced manuals before attempting using the alternative adjustment option. There are occasions when an alternate might be optimal. We will address one of them in this article.

THE RACE

5th race from Sunday August 27, 1989 at Del Mar, a mile on the turf. The problem we encounter is we have horses coming from turf mile races at Del Mar and Hollywood Park, turf 9 furlongs at Del Mar, and dirt 8.5 furlongs at Solano. The question we face is how to equalize the different tracks, distances and surfaces.

12

DAILY RACING FORM, SUNDAY, AUGUST 27, 1989

5th Del Mar



1 MILE. (Turf). (1.34%) CLAIMING. Purse \$44,000. 3-year-olds and upward. Weights, 3-year-olds 116 lbs., older 122 lbs. Non-winners of two races at one mile or over since July 1 allowed 2 lbs.; of such a race since then 4 lbs.; of a race any distance since then 5 lbs. Claiming price \$100,000; for each \$5,000 to \$25,000, 1 lb. (Claiming and starter races for \$80,000 or less not considered.)

Flippable

DELAHOUSSE E

Own.—Beard D

116

Mo. g. s. by Flip Sal—Dee's Daughter, by Fouquier
Br.—Johnson Angela L (Ky)

Tr.—McAnally Ronald

\$100,000

1989 8 1 1 0

1988 14 4 2 4

Turf 23 8 3 5

\$142,979

12Aug89-50mr	1 1/2 @ 47:11-1:21:362fm	31 116	79 1 58 53 13	Delahoussaye F 1	\$2000	89-11	Flippable HowVeryTouching Nephila 8
11Jun89-8LaD at 1	1:342fm	71 114	43 32 67 58 1	Bourque K 2	Aw20000	87-10	Ingot's Ruler, Vaguely Crity, Progr Ntiv 3
11Jun89-Hand Timed; Steadied							
29May89-10LaD	1 1/2 @ 47:11-1:11:414fm	10 115	44 64 65 54 1	Bourq K 2	Barksdale H	88-11	Dr. Death, Proper Ntive, Vaguely Crity 10
17May89-9LaD	1 1/2 @ 46:31-1:12:1:434m	31 113	55 54 57 51 3	Bourque K 4	Aw17000	85-26	Saint Oxford, Bold Pc Mn, Courtin Ann 5
13Apr89-80P	1 1/2 @ 46:21-1:11:1:431ft	61 115	33 55 59 51 8	Smith M E 1	Aw33000	86-22	Ice Quick, Sir Bubby, Staff Riot 5
20Mar89-90P	1 1/2 @ 46:11-1:12:1:461gd	21 117	46 54 68 61 5	Trosclair A J 3	Aw25000	85-29	Bailbucks, Sir Bubby, Gnome's Choice 8
20Mar89-Four wide.							
9Mar89-80P	1 1/2 @ 46:31-1:12:1:372ft	10 114	81 69 44 23	Trosclair A J 7	Aw25000	82-23	Blushing John, Flippable, Zarbyev 11
9Mar89-Lost footing strt							
21Jan89-3FG	at 1 1/2 @ 49:11-1:41:46 gd	41 117	68 66 53 52 1	Trosclair A J 8	Bradley H	79-18	Ingot's Rlr, Zppredo's Lov, Clc Hrtld Mn 9
29Oct88-10LaD	1 1/2 @ 48:41-1:41:1:461yl	21 118	53 31 1nd 31 1	Trosclair A J 5	R River H	89-30	Ingot's Ruler, Proper Native, Flippable 9
29Oct88-Wide.							
15Oct88-10LaD	1 1/2 @ 47:31-1:14:1:43 fm	61 119	63 41 21 3nk	Trosclair A J 12	Alliance H	86-16	Alydad, Ingot's Ruler, Flippable 12
Aug 21 Dmr 4 ft	:47 H						
Aug 11 SLR	tr 1 1/2 ft :36 H						
Aug 5 SLR	tr 1 1/2 ft 1:01 H						
Jly 29 SLR	tr 1 1/2 ft :47 H						

596 A.P.V.

New Colony

VALENZUELA P A

Own.—Homa-Huehner-Sonny Lou Stb

116

Dk. B. or br. h. s. by French Colonial—Newfoundland, by Prince John

Br.—Elmendorf Farm (Ky)

Tr.—Statts Charles R

\$100,000

1989 5 0 0 1-

1988 17 2 2 3

Turf 60 6 5 11

\$264,287

14Aug89-80mr	1 1/2 @ 49:11-1:13:1:494fm	21 115	64 65 64 64 1	Solis A 5	Aw55000	87-16	Blade Of The Ball Bon Van Truly Met 6
31Jly89-30mr	1 1/2 @ 48:11-1:22:1:364fm	22 114	98 93 94 95 1	Solis A 2	Aw55000	81-13	Saratog Pssge, Truly Met, Loy Double 9
31Jly89-Wide into stretch							
4Jly89-8Hol	1 1/2 @ 48:11-1:12:1:471fm	77 113	810 87 86 78 1	Solis A 8	Amer H	86-12	Mister Wonderful II, Steinlen, Pranke 8
4Jly89-Grade I							
18Jun89-8Hol	1 1/2 @ 46:11-1:09:1:393fm	50 113	59 66 65 77 1	Solis A 4	Inglwd H	88-10	Steinlen, Pasakos, Mi Preferido 7
18Jun89-Grade II							
26May89-8GG	1 1/2 @ 47:11-1:11:1:353fm	41 116	69 54 53 41 1	Ocy TT 2	Ryes Iv H	87-18	Super Surgeon, Big Chill, Clever Echo 6
26May89-Placed third through disqualification; Floated out drive							
19Nov88-88M	1 1/2 @ 48:11-1:22:1:433fm	10 114	63 66 64 53 1	Dogis RR 2	Supr Mnt H	81-18	Dys Gon By, Erly Snow, Lucky Hroid H. 8
19Nov88-Steadied 1/8							
30Oct88-88M	1 1/2 @ 47:21-1:21:1:441fm	3 117	79 1117	Lmbt W 5	Bart Inv H	—	Erly Snow, Quick Twist, Snto Angelo 11
30Oct88-Eased							
15Oct88-88M	at 1 1/2 @ 1:474fm	71 114	76 78 53 34 1	Lambert J 5	Tan H	91-10	Variety Rod, World Court, New Colony 8
15Oct88-Grade III							
5Sep88-9Haw	1 1/2 @ 46:11-1:02:1:333fm	31 118	67 57 57 58 1	Douglas RR 2	R Table H	—	Niccolo Polo, Caldestoga, Balbone II 10
13Aug88-9Haw	1 1/2 @ 47:11-1:04:1:473fm	31 114	77 52 12 12 1	Dogis RR 4	R Carey H	95	New Colony, Rio's Lark, Bank Fast 9
13Aug88-Grade III							
Aug 5 Dmr 5 ft	1:00 H						
Jly 25 Dmr 5 ft	1:00 H						
Jly 21 Hol 5 ft	1:01 H						
Jun 28 Hol 5 ft	1:16 H						

1967 A.P.V.

Sure Swift

STEVENS G L

Own.—Jhwstr-Stacey-Stnkr Etal

120

B. c. 4, by Belger—Good Runner, by Lucky Mel

Br.—Old English Rancho (Cal)

Tr.—Warren Donald

\$100,000

1989 9 1 4 2

1988 5 1 1 0

Turf 1 0 1 0

\$66,150

6Aug89-11SR	1 1/2 @ 45:41-1:09:1:413ft	3 118	53 44 73 53 1	Chpma TM 4	J T Grc H	87-10	Big Chill, Hot Suce Bby, Firly Affirmed 9
23Jly89-11SR	1 1/2 @ 48:41-1:11:1:43 ft	31 115	2nd 21 12 121	Wren RJ Jr 5	Vlio Dy H	84-17	Sure Swift, Bar's Relic, Calcade 5
25Jun89-11SR	1 1/2 @ 46:11-1:02:1:414ft	21 115	44 21 11 2nd	Cstn AL 5	Swepeida H	94-07	Firly Affirmed, Sur Swift, No Commitmt 5
17May89-8Hol	1 1/2 @ 45:41-1:10:1:341ft	41 118	41 42 46 39 1	Stevens G L 5	Aw32000	82-11	Paramount Jet, Sabulose, Sure Swift 7
17May89-Checked at 1/8							
20Apr89-8GG	6f :212 :432 1:061ft	9 114	42 43 43 33	Wren RJ Jr 5	Match H	95-13	Chrl's Nots, Don's Irish Mody, Sr Swift 9
19Mar89-55A	at 6f :22 :443 1:15 fm	31 116	41 42 2nd 22	Stevens G L 2	100000	83-17	Air Worthy, Sur Swift, Rcord Turnout 12
26Feb89-55A	1 1/2 @ 46:21-1:04:1:353ft	31 117	31 21 22 22 1	Pincay L Jr 3	100000	87-14	Speding Light, Sur Swift, Midwst King 9
16Jan89-55A	1 1/2 @ 45:41-1:01:1:353ft	21 117	1 2nd 2nd 2nd	Pincay L Jr 1	80000	90-15	Exotic Eagle, Sure Swift, Demon Mgie 10
5Jan89-7SA	6f :212 :434 1:161m	3 116	1nd 31 11 42	Baze R A 2	Aw40000	87-17	Zelphi, Crystal Run, What A Diplomat 7
14Oct88-8Hol	1 1/2 @ 44:41-1:09:1:344ft	51 115	52 43 33 44	Baze R A 7	Aw29000	85-16	Prcv Arrogne, Bosphorus, Dmond Bnk 8
Aug 24 Dmr (d) 4 ft	:58 H (d)						
Aug 18 Dmr 5 ft	1:00 H						
Aug 2 GG 5 ft	1:01 H						
Jly 20 GG 4 ft	:48 H						

962 A.P.V.

Captain Vigors ***TORO F**

Own.—Grossman J M

120

Ch. g. 7, by Vigors—Minstrel Miss, by Poona II

Br.—Grossman J (Ky)

Tr.—Mandella Richard \$100,000

Lifetime 33 3 13 3 \$356,500

2nd 2nd 1st 42nd Toro F 3

24Jy89-3Hol	1 1/2	4721:1041:243fm	3 115	21 21 11 12	Toro F 3	150000	87-13	CaptVigors,DysGonBy,Individualist	7
27May89-9Hol	1 1/2	4621:0941:341fm	3 114	42 31 21 32	Gryder A T 1	300000	90-08	CrimsonSlw,Individualist,CptnVgors	5
23Jun88-8Hol	1 1/2	4521:09 1:402fm	*2 119	1nd 11 54 68	Gryder A T 7	150000	83-12	Gorky, Five Daddy Five, Big Chill	7
10Jun88-5Hol	1 1/2	4841:12 1:474fm	*8-5 118	11 11 12 2k	Gryder A T 2	180000	89-09	Feraud,CaplinVigors,FiveDaddyFive	6
19May88-8Hol	1 1/2	4611:0941:403fm	3 119	11 12 13 11	Gryder A T 2	Aw55000	91-10	CaptainVigors,Mzlier,PowerBender	6
26Mar88-SSA	1 1/2	4631:11 1:354fm	3 116	31 32 45 610	Gryder A T 7	Aw54000	85-12	Steinlen, Sanam, Le Belvedere	7
10Mar88-8SA	1 1/2	4611:1041:473fm	5 117	11 11 11 21	Stevens G L 2	Aw60000	87-11	AviatorII,CaptinVigors,LordGrundy	6
13Jan88-7SA	1 1/2	4541:1021:474fm	2 117	22 21 33 49	Stevens G L 1	Aw60000	78-12	PoliticiAmbition,Trokhos,PichErth	5
13Jan88-Broke slowly									
31Dec87-7SA	6 1/2	443 1:154gd	3 118	41 21 32 36	Stevens G L 3	Aw55000	84-19	SylvnExorss,BndOfIron,CptnVgors	7
Aug 23 Dmr 5f ft 1:02 B				Aug 11 Dmr 5f ft 1:122 H		Aug 5 Dmr 4f ft :504 H		Jly 19 Hol 4f ft :493 B	

No Commitment ***MCCARRON C J**

Own.—Northgate Ranch & Hagan

116

B. g. 4, by Search for Gold—Premarital, by Impressive

Br.—Rancho Jonata (Cal)

Tr.—Mason Lloyd C \$100,000

Lifetime 33 6 8 4 \$262,550

42nd 31 32 55 Stevens G L 5 Aw50000

10Aug89-8Dmr	1 1/2	4741:1141:361fm	15 115	42 31 32 55	Stevens G L 5	Aw50000	85-10	HappyToss,You'reNoBrin,DwnsAqua	5
31Jy89-8Dmr	1 1/2	48 1:1221:364fm	17 114	31 41 62 85	Stevens G L 6	Aw55000	81-13	SaratogPssge,TrulyMet,LoylDouble	9
25Jun89-11SLk	1 1/2	46 1:102 1:414ft	3 119	22 31 31 31	CmpblIBC 3	Swegida H	93-07	FirlyAffrmd,SurSwift,NoCommmtnt	5
31May89-8Hol	6f	4213 :44 1:082fm	5 116	63 62 64 83	Baze R A 8	Hcp0	91-05	PisnoPet,BitOfALrk,Rconnoitring	13
10May89-8Hol	1 1/2	4621:1011:343fm	14 114	41 1nd 21 66	CampbellBC 9	Aw45000	84-09	Crimson Slew, Neshad, PurdueKing	9
21Apr89-8GG	1 1/2	47 1:1031:431fm	5 118	2nd 1nd 21 52	CmpblIBC 1	5Dndln H	83-14	ShrpVclor,JstAsLcky,HrdRockHnk	8
6Apr89-8SA	1 1/2	46 1:1011:344fm	4 116	13 2nd 31 611	DelhoussyeE 6	Aw60000	85-03	AstrontPrnc,RNrmnd,HppysirkTms	7
25Mar89-8GG	1 1/2	4731:1221:381yl	15 113	11 11 11 21	CpblIBC 4	S F MI H	75-24	PtchyGrondfog,NoCommmtnt,Mzlr	7
25Mar89-8GG	1 1/2	462 1:104 1:36 sy	*9-5 118	1nd 1nd 1nd 2k	Campbell B C 4	Hcp0	85-21	JustAsLucky,NoCommmtnt,LChlon	6
25Feb89-8GG	1 1/2	45 1:091 1:341ft	5 115	65 52 33 45	CmpblIBC 6	Brkly H	89-16	OngongMstr,PrsntVlu,LckyHroldH	8
Aug 22 Dmr 5f ft :591 H				Aug 16 Dmr 3f ft :361 H		Aug 6 Dmr 3f ft :352 H		Jly 27 Dmr 5f ft 1:521 H (d)	

Rufjan**PINCAY L JR**

Own.—Jandy Stud Farm & Yermakov

120

B. g. 6, by Ruffinal—Jan Jessie, by Turf Charger

Br.—Westerly Stud Farms (Cal)

Tr.—Luby Donn \$100,000

Lifetime 29 10 2 5 \$249,075

46 33 21 12 Pincay L Jr 5

4Aug89-3Dmr	1 1/2	4641:1041:361fm	3 118	46 33 21 12	Pincay L Jr 5	100000	90-15	Rufjan, Individualist, Sperry	7
21Jy89-8Hol	6f	4224 :4531:084fm	*8-5 119	44 32 43 44	Pincay L Jr 2	100000	89-15	Paisano Pete, Faro, Happy InSpace	7
3Jy89-8Hol	1 1/2	48 1:1121:412fm	*2 117	54 76 65 42	Pincay L Jr 5	150000	84-13	CotinVigors,DysGonBy,Individualist	7
17Jun89-8Hol	6f	4222 :45 1:082fm	2 117	96 75 52 1nk	Pincay L Jr 2	100000	95-05	Rufjan, Threegees, Overbrook	9
1Jun89-5Hol	1 1/2	4711:11 1:351fm	*3-2 117	62 41 2nd 14	Pincay L Jr 4	80000	88-13	Rufjan, How Very Touching, Sperry	7
1Jun89-Wide final 3/8									
21May89-9Hol	1 1/2	4541:10 1:403fm	5 117	35 52 53 68	Pincay L Jr 6	100000	82-09	SwordChgr,PointD'Artois,CnHsng	7
21May89-Wide backstretch									
22Feb89-7SA	26f	4213 :4441:16 fm	*2 117	107 106 31 11	McCarron C J 4	80000	79-21	Rufjan, Rockard, Vistasun	12
22Feb89-Wide into drive									
3Jun88-8Hol	1 1/2	4511:0831:342fm	6 115	67 45 23 1nd	McCarron C J 5	Aw50000	92-11	Rufjan, Art Francais, Aviator II	8
3Jun88-Bumped start									
13May88-8Hol	1 1/2	45 1:0911:403fm	7 115	35 32 32 43	Olivares F 8	Aw50000	88-12	Five Daddy Five, Gorky, Art Francais	8
15Apr88-8SA	1 1/2	462 1:111 1:362m	*3-2 115	21 21 23 38	Olivares F 3	Aw54000	78-21	Mark Chip, Joel, Rufjan	5

Argalaxy**NAKATANI C S**

Own.—McElroy J

1085

Ch. h. 5, by Galaxy Libra (Ire)—Arcades Ambo, by Dusty Canyon

Br.—Palisair Pice & Rm Innsmnt Co (Ky)

Tr.—Stucki Kevin \$85,000

Lifetime 21 6 2 6 \$93,750

1nd 11 2nd 31 3rd 31 4th 31

15Aug89-3Dmr	1 1/2	4721:1211:493fm	6 1105	1nd 11 2nd 31 3rd 31 4th 31	Nakatani C S 1	70000	83-15	Just Robby, Quavo, Argalaxy	7
6Aug89-5Dmr	1 1/2	4841:3842:182fm	*3 117	11 11 2nd 52	DelahoussayeE 2	c55000	85-13	Banuz, Chess Set, Cutting Wind	10
20Jy89-9Hol	1 1/2	4641:1031:404fm	4 116	22 21 23 22	DelahoussayeE 3	45000	88-11	FabulousSound,Arglxy,TrcpWhip	7
25Jun89-1GG	1 1/2	4912:0342:30 fm	3 114	14 12 11 1no	Chapman T M 2	Hcp0	87-16	Arglxy,ILemmonJuice,HrdRockHnk	5
11Jun89-10GG	1 1/2	4921:1341:503fm	*2 119	11 11 11 12	Hansen R D 2	32000	95-09	Arglxy,ArcticBlsLI,SterlingExchn	9
23Apr89-7GG	1 1/2	48 1:1231:441gd	6 119	41 41 12 12	Hansen R D 3	Aw20000	81-20	Argalaxy,GleamingBeu,PrdeLeder	10
8Apr89-7GG	1 1/2	4731:1211:434fm	8 119	32 42 74 55	Hansen R D 1	Aw23000	77-18	Disnshr,SuprbKng,RsourcfulFcon	10
8Apr89-Bumped hard, steadied 1/8									
25Mar89-10GG	1 1/2	463 1:111 1:494gd	3 119	57 45 45 37	Hansen R D 2	Aw21000	69-21	Plotting'sHost,Kpminstitchs,Arglxy	5
15Jan89-5B/M	1 1/2	4631:1141:39 gd	6 116	12 1nd 11 11	DelahoussayeE 3	40000	78-20	Arglxy,SterlingExchnge,PInToBrtr	9
26Nov88-7B/M	1 1/2	48 1:1241:441fm	14 119	96 66 36 33	Razo E Jr 2	40000	78-19	Siberian Hero, DonBruce,Argalaxy	10
20Nov88-Bumped start									
Aug 14 Dmr 4f ft :464 H				Aug 2 Dmr 4f ft :493 H					

Step one: We go through ENERGY!'S Built-In Engen. We use PACE OF RACE for the tracks distances & surfaces in question. That's PACE OF RACE, NO beaten lengths. Consulting the TOTAL ENERGY differentials only, here is what the program shows us:

Name	Total			Total	Max	3rd
DM-MI	163.28	HIGH	>>>	163.38	68.20	32.33
DM-M	163.38	AVERAGE	>>>	163.35	68.02	31.98
DM-M	163.38	LOW	>>>	163.28	67.65	31.61

Name	Total			Total		
DM-9f	162.52				Hol M.	167.57
SOL-8.5f		HIGH	>>>	167.57	Del MAR M.	163.35
	164.37	AVERAGE	>>>	164.82	ADJ =	4.22
HOL-M	167.57	LOW	>>>	162.52	Del MAR 9f	162.52
					ADJ =	5.05
					Sol 8.5f =	164.37
					ADJ =	3.20

Example ADJUSTMENTS (NOT OPTIMAL)

Hol M. = 0
 Del M M. = + 4.22
 Del M 9f + 5.05
 Sol 8.5f + 3.20

The Total Energy differentials would suggest that The HOLLYWOOD Turf Miler get 0 adjustment; the Del Mar Turf Milers get a plus 4.22. The Del Mar Turf 9 Furlong get at 5.05 and the Solano DIRT get 3.20. Were we to follow this procedure this would be the result:

Our initial Variegate would be Early/Presser. But Argalaxy, the original 0.00 MUV horse cannot possibly go wire to wire. We exercise the (C) Change Variegate option, removing Argalaxy from Variegate consideration and come up with the following: a Sustained Presser Variegate. We are left with three logical contenders: Ruffjan, New Colony and Flippable. We could Box them and get the Exacta. We could play the Rankings and bet Ruffjan and New Colony to win. In this case, we get the winner, but, frankly, I don't like what I see. It smacks of black box number crunching. Captain Vigors looks like a hopeless Late-only runner. Further, if I apply this technique in ALL mixed races, I'm in danger of warping ENERGY! all out of proportion and ultimately losing more than I gain.

Bob Timmerman, a veteran winner, chose to make tedious track to track Energy Adjustment for all distances, surfaces and tracks involved in the 1989 Del Mar meet. He did it from a long background in the Methodology. Here using his own adjustments, are his readouts for this 5th race:

Basis Adjustments

8.5 Sol Diff - Dmr Turf +1.3 .5 .5 (Fifth)
 8.0 Hol Turf - Dmr Turf +1.6 .8 .12

E N E R G Y * * * * *

Race: 082705 Dist = 8.0 FURLONGS Comments: (T)3°C100,000

Name	Total	RAW Median	Factor X
NO CO	163.50	67.36	66.15
RUFJA	163.32	67.89	66.01
FLIPP	163.19	66.78	66.49
VIGOR	163.03	67.32	65.94
SWIFT	162.73	67.45	65.37
NEW	161.79	66.45	66.38
ARGA	161.62	67.39	67.06

Name	Total	Auto(Man) ADJUSTED Median	Lex
NO CO	163.84	67.08	32.91
RUFJA	163.72	67.55	32.44
FLIPP	163.63	266.42	33.57
VIGOR	163.53	66.91	33.08
SWIFT	163.32	66.95	33.04
NEW	162.69	65.71	34.28
ARGA	162.58	66.59	33.40

Pace	F 1	Matchup F 2	F 3
	34.05	34.37	33.16
ARGA	34.05	32.54	32.22
RUFJA	33.74	33.81	31.95
NO CO	33.38	33.70	32.49
FLIPP	33.10	33.31	33.03
VIGOR	33.06	33.84	32.47
SWIFT	32.58	34.37	32.30
NEW	32.47	33.23	33.16

Name	Emuv	Smuv	uXr
9 FLIPP	0.142	0.187	0.329
7 NEW	0.207	0.207	0.413
6 NO CO	0.038	0.257	0.295
11 VIGOR	0.072	0.299	0.371
12 ARGA	0.039	0.350	0.388
18 SWIFT	0.105	0.387	0.492
13 RUFJA	0.000	0.400	0.400

PARAGON A

PARAGON B

ENERGIZER

VARIEGATE

ARGA

FLIPP

RUFJA

Sustained

RANKINGS

	E P	P R	H E	S P	F X	L X	Muv	Scratch
ARGA	1	6	7	6	1	3	0.00	No Sustained
X RUFJA	2	3	6	X 3	4	7	0.42	CANT go wire To wire
X NO CO	3	2	5	X 5	3	6	1.16	OUT
X VIGOR	4	4	4	X 4	6	4	2.34	OUT
FLIPPA	5	1	3	X 1	2	2	2.52	
SWIFT	6	5	1	X 6	7	5	3.99	
NEW	7	7	2	X 2	5	1	4.63	

Paragon A

Paragon B

ARGA
 RUFJA
 FLIPP

P FLIPP
 W NEW
 ARGA

EXDC MATCH-UP

Early Exdc

```

CCCCC
CCCCC CCCCC
CCCCC CCCCC CCCCC
CCCCC CCCCC CCCCC
CCCCC CCCCC CCCCC
CCCCC CCCCC CCCCC

```

RUFJA NO CO ARGA

Late Exdc

```

CCCCC
CCCCC CCCCC
CCCCC CCCCC CCCCC
CCCCC CCCCC CCCCC
CCCCC CCCCC CCCCC
CCCCC CCCCC CCCCC

```

FLIPP NEW NO CO

2 1

Paragon B Match Up Exdc

Name		1st	2nd	3rd	Exdc
ARGA	1	0.00	0.70	2.85	0.35
RUFJA	2	0.90	0.00	3.67	0.46
NO CO	3	1.96	0.68	2.01	0.47
FLIPP	4	2.78	2.56	0.41	0.57
VIGOR	5	2.90	1.30	2.08	0.63
SWIFT	6	4.31	1.89	2.59	0.88
NEW	7	4.62	3.72	0.00	0.83

X 1
X 2
X
X 3
X 4 5
X
X
X 6 7

X 2
X 1 3
X 5
X 6
X
X 4
X
X 7

X 4=FLIPP 7=NEW
X
X
X 3=NO CO 5=VIGOR
X 1=ARGA 6=SWIFT
X
X 2=RUFJA
X

Start 1st 2nd 3rd

Bob gets pretty much the same result as we did in the previous example. We wind up discounting Captain Vigors, No Commitment, Argalaxy and Sure Swift. Still, the figures are distorted and take away from ENERGY!'S TRUE POWER of exhibiting a race in near-perfect perspective.

The optimal alternative is to ENTER THE AUTO ADJUST NUMBERS using the Alternate Adjust feature. When this is done, the auto adjust goes equally onto each fractional component of the Race, as opposed to being distributed by Energy distribution percentage. Here is what we have when we use this adjustment technique:

FIFTH RACE

Del Mar

AUGUST 27, 1989

1 MILE.(Turf). (1.34%) CLAIMING. Purse \$44,000. 3-year-olds and upward. Weights, 3-year-olds 116 lbs.; older 122 lbs. Non-winners of two races at one mile or over since July 1 allowed 2 lbs.; of such a race since then 4 lbs.; of a race any distance since then 6 lbs. Claiming price \$100,000; for each \$5,000 to \$85,000, 1 lb. (Claiming and starter races for \$30,000 or less not considered.)

Value of race \$44,000; value to winner \$24,200; second \$8,800; third \$6,600; fourth \$3,300; fifth \$1,100. Mutuel pool \$470,104. Exacta pool \$603,413.

Last Raced	Horse	Eq.A.Wt	PP	St	1/4	1/2	3/4	Str	Fin	Jockey	Cl'g Pr	Od's \$1
14Aug89 8Dmr6	New Colony	b 6 116	2	8	8	7 1/2	5 1/2	3 1/2	1st	Valenzuela PA	100000	19.10
12Aug89 5Dmr1	Flippable	5 116	1	7	7 1/2	6nd	5 1/2	5 1/2	22	Delahoussye E	100000	3.30
24Jly89 3Hol4	Captain Vigors	7 120	5	3	1 1/2	1 1/2	1 1/2	1 1/2	3 1/2	Toro F	100000	2.90
6Aug89 11SR5	Sure Swift	4 120	3	1	5 1/2	4 1/2	3 1/2	4 1/2	4nd	Stevens G L	100000	12.10
10Aug89 8Dmr5	No Commitment	4 116	6	2	2 1/2	2 1/2	2 1/2	2 1/2	5 1/2	McCarron C J	100000	11.30
4Aug89 7Dmr1	Rufjan	b 6 129	7	6	6 1/2	5 1/2	7 1/2	5 1/2	5 1/2	Pincay L Jr	100000	1.40
16Aug89 3Dmr3	Argalaxy	b 5 109	8	4	3 1/2	3 1/2	4nd	7 1/2	7 1/2	Castanon J L	85000	14.60
9Jly89 1Hol10	Tarzan Des Mottes	b 4 109	4	5	4 1/2	8	8	8	8	Jouregui L H	85000	53.10

OFF AT 4:21. Start good. Won driving. Time, :23 1/2, :47 1/2, 1:11 1/2, 1:35 3/4 Course firm.

\$2 Mutuel Prices:

3-NEW COLONY 40.20 18.40 8.40
 2-FLIPPABLE 5.00 3.40
 6-CAPTAIN VIGORS 3.20
 \$5 EXACTA 3-2 PAID \$510.50.

E N E R G Y * * * * *

NAME ==> DM-9F	NAME ==> HOL-M
Pace Adjustment is = <u>1.36</u>	Pace Adjustment is = <u>-0.32</u>
Alternate Adj. is = 1.25	Alternate Adj. is = 0.03
Enter Your Adjustment ==> <u>1.36</u>	Enter Your Adjustment ==> <u>-.32</u>
NAME ==> DM-MI	NAME ==> SOL-8.5F
Pace Adjustment is = <u>1.11</u>	Pace Adjustment is = <u>0.75</u>
Alternate Adj. is = 0.18	Alternate Adj. is = 3.52
Enter Your Adjustment ==> <u>1.11</u>	Enter Your Adjustment ==> <u>.75</u>

As you can see on the next page, I've used the Auto Pace Adjustment, but have entered it manually. This is the secret. You enter it MANUALLY so that it is distributed equally on all three fractions.

With this adjustment having been made, we'll scratch No Commitment and Sure Swift because their pace seems to have no bearing on the race. We must leave Argalaxy in because it, along with Ruffjan, wants to be the pacesetter.

We see a Sustained Pace Presser Variegate. While the readouts themselves are less pat than the previous ones, this time we see how the race really projects. As predicted, Argalaxy runs out of gas early. Ruffjan fades next. Captain Vigors holds an Even Pace. Flippable takes up the slack from Argalaxy & Ruffjan. New Colony begins pressing immediately. Its Rankings are 5-4-1-2-1, an almost perfect Sustained Presser deceleration pattern. The Paragon B Match-up Graph and the Late EXDC graph has the race in perfect order.

Although this readout requires a little more interpretation, it is optimal. It will prove more rewarding over the long haul because it will truly depict the Energy Dynamics of a Race.

I might also suggest at least a casual glance at the relative (turf) A.P.V.'S of these contenders. New Colony's 196%, compared to Argalaxy's 51%, suggests that New Colony should be able to be competitive with this field.

SUMMARY

Make NO ATTEMPT to employ the actual alternate adjustment at this point. The most viable alternative is to use the AUTOMATIC ADJUSTMENT, Manually Entered: As per this illustration:

Pace Adjustment is = 0.75 ←

Alternate Adj. is = 3.52 → ignore

PRESS E first then:

Enter Your Adjustment ==> .75 ← ENTER MANUALLY

Use adjustment option #3. Press E and manually enter the figures from the AUTOMATIC ADJUSTMENT.

E N E R G Y

Race: Dist = 6.0 FURLONGS Comments:

Name	Total	RAW Median	Factor X
CAP V	167.14	67.06	66.21
RUFJ	163.32	67.89	66.01
FLIP	163.19	66.78	66.52
NEW	161.80	66.50	66.34
ARG	161.62	67.39	67.06

Pace	Matchup		
	F 1	F 2	F 3
	34.51	34.24	33.60
ARG	34.51	33.01	32.70
RUFJ	34.17	34.24	32.39
FLIP	33.55	33.71	33.45
CAP V	33.44	33.96	33.10
NEW	32.96	33.76	33.60

Name	Total	Manually ADJUSTED Median	Lex
RUFJ	166.65	68.41	31.58
FLIP	166.52	67.26	32.73
CAP V	166.18	67.41	32.58
NEW	165.88	66.73	33.26
ARG	165.70	67.52	32.47

Name	Various		
	Emuv	Smuv	uXr
FLIP	0.143	0.193	0.337
CAP V	0.094	0.258	0.352
ARG	0.033	0.331	0.364
NEW	0.190	0.190	0.379
RUFJ	0.000	0.402	0.402

PARAGON A

PARAGON B

ENERGIZER

VARIEGATE

ARG

FLIP

CAP V

S/P Presser

RANKINGS

	E P	P R	H E	S P	F X	L X	Muv	
ARG	1	(4)	(5)	(5)	1	(4)	0.00	CANNOT WIN
RUFJ	2	2	4	(4)	(4)	(5)	0.63	FAVORITE - TOO EARLY TO WIN
CAP V	3	3	3	3	4	3	2.73	
FLIP	4	1	2	1	2	2	2.71	
NEW	5	4	1	2	3	1	4.50	

Paragon A

Paragon B

ARG
RUFJ
FLIP

FLIP
NEW
ARG

EXDC MATCH-UP

Early Exdc

CCCCC
CCCCC CCCCC
CCCCC CCCCC CCCCC
CCCCC CCCCC CCCCC
CCCCC CCCCC CCCCC
CCCCC CCCCC CCCCC
RUFJ ARG CAP V
OUT OUT S

Late Exdc

CCCCC
CCCCC CCCCC
CCCCC CCCCC CCCCC
CCCCC CCCCC CCCCC
CCCCC CCCCC CCCCC
CCCCC CCCCC CCCCC
NEW FLIP CAP V
W P S

Paragon B Match Up Exdc

X 1	X 2	X 3=FLIP 5=NEW	
X 2	X 1	X	
X	X	X 4=CAP V	
X	X 4	X	
X 3	X	X 1=ARG	
X 4	X 3	X	
X	X 5	X 2=RUFJ	
X 5	X	X	
Start	1st	2nd	3rd

ANALYSIS OF A



RACE

This issue's Problem Race is taken from the new manual we are just finishing up. It all revolves around a day we shared at Saratoga. Many of you who have attended one of the Saratoga seminars know that Bert Mayne always arranges for us to attend the races on the Monday after the seminar. We feast together Sunday night, then play together on Monday. Excellent tradition.

This time, enough clients were coming we needed to get two busses to hold us all. The entire PIRCO teaching staff came, along with 60 or 70 clients. Because this is not the usual "day at the office" that most of us consider a trip to the track to represent, we all spend a lot of time going over races for clients. This year, Michael Pizzolla and I offered to go over a couple of races, offering guidance to anyone who wanted to listen before the bus left.

One of the races we went over was the 7th. I feel that Michael and I did a very good job going over this race. Michael in particular did a masterful piece of analysis, both in eliminating an obvious favorite and in ferreting out the place horse. For myself, I was more than satisfied with the outcome. The winner was my pick of the day, and I was hoping for an \$8 or \$9 mutuel. Instead, I got \$19.80 on what I felt was a standout horse.

When I say we did a good job, that means we did a lot more than just pick the winner. We were trying to demonstrate the technique of handicapping using the Sartin Methodology, not just hit a race. The new manual, titled A Day at the Races, contains much more than just 8 problem races. The technique we used on this race, and indeed throughout the entire manual, is both effective and repeatable by anyone willing to do the work. The book has a complete explanation of the process we used to handicap each race and a description of the tools we used. I hope you enjoy pitting yourself against the "New York Sharpies" who let this horse get away, and against the race itself. If you like this sample, there's lots more where it came from.

As always, here is the race, unmarked and ready for you to work. I'll join you on the other side after you get through. Remember, to get the most out of this, or any problem race, work the race completely. All the way down to choosing the two horses you want to bet on and writing down your selections. If you want to try the exacta as well, write down your complete exacta strategy as well.



SARATOGA



6 FURLONGS. (1:08) ALLOWANCE. Purse \$28,000. 3-year-olds and upward which have never won two races other than Maiden, Claiming or Starter. Weight, 3-year-olds 117 lbs. Older 122 lbs. Non-winners of a race other than Maiden or Claiming since August 1, allowed 3 lbs. Of such a race since July 15, 5 lbs.

Prospector's Bid

Own.—Robinson J M

16Jly89- 9Rkmfst 1 1/4	:45%	1:11 3/4	1:43 3/4	3+ Handicap
3Jly89- 7Bel fst 7f	:22 3/4	:45 3/4	1:24 1/4	3+ Alw 30000
22Jun89- 8Mth fst 6f	:22 1/4	:45 1/4	1:09 3/4	3+ Alw 19000
18Oct88- 9Kee fst 1 1/4	:49 1/4	1:13 1/4	1:46 3/4	3+ Alw 22000
29Sep88- 7Bel fst 7f	:23	:45 3/4	1:23	3+ Alw 27000
15Sep88- 7Bel gd 1	⊖:47	1:12 1/4	1:38 1/4	3+ Alw 29000
31Jly88- 7Bel yf 1	⊖:47	1:12 1/4	1:38	3+ Alw 29000
15Jly88- 7Bel fm 1 1/4	⊖:46 1/4	1:10 1/4	1:42 3/4	3+ Alw 29000
11Jun88- 2Bel fm 1 1/4	⊖:47	1:11 1/4	1:42 3/4	3+ Alw 29000
2Jun88- 7Bel fm 1 1/4	⊖:47	1:11	1:43 1/4	3+ Alw 29000

LATEST WORKOUTS Aug 16 Sar trt 5f st 1:04

Ch. h. 5, by Mr Prospector—Spectacular Belle, by Crimson Satan

Br.—Robinson J Mack (Ky)

Tr.—Freeman Willard C

7 5 49 26 26 36 1/2	Maple E	b 116	*1:10
2 5 1 1/2 2nd 53 1/2	Vasquez J	b 117	17.90
3 3 54 53 43 2 1/2	Santagata N	b 116	26.60
5 10 96 1/2 76 4 1/2 1 1/2	Vasquez J	b 112	*2:30
1 6 43 44 1/2 514 6 1/2	Vasquez J	b 117	11.80e
7 10 107 1/2 96 10 14 10 1/2	Cordero A Jr	b 117	3.50
6 9 78 1/2 88 1/2 9 1 1/2	Cordero A Jr	b 117	*1:10
4 5 22 2 1/2 1 1/2 2nd	Cordero A Jr	b 117	*1:50
3 11 107 1/2 54 1/2 3 1/2 2nd	Cordero A Jr	b 117	9.50
2 7 72 1/2 42 1/2 3 1/2 2nd	Maple E	b 117	9.50

Aug 9 Sar trt 4f st :50 B

117

Lifetime	1989	3	0	1	1	\$4,700
16 2 5 3	1988	13	2	4	2	\$47,215
\$51,915	Turf	5	0	3	0	\$19,140

84-18 HiloBrodwy117 1/4 NoSkil113 1/2 Prospector's Bid115 1/2 Lacked response 7	
75-21 Silent Woods 119 1/2 FierceFighter119 1/2 Prayett117 1/2 Unruly Pre St. 8	
89-16 JohnQuincy109 1/2 Prospector's Bid115 1/2 ColorOfTheLaw120 1/2 Gamely 7	
73-18 Prospector's Bid 112 1/2 Foxy Form 112 1/2 Flying Dreamer 114 1/2 12	
70-23 Secret Claim 118 1/2 Canacien Misty 112 1/2 GinaneBitters113 1/2 Tired 3	
55-24 PortWashington113 1/2 TinyToeShoes117 1/2 Lake's Wish112 1/2 Outrun 12	
51-24 LordLaser117 1/2 HurricaneJohn117 1/2 Mr.WaterK.109 1/2 Saved ground 12	
85-24 Reincarnate117 1/2 Prospector's Bid117 1/2 SultrySeason117 1/2 Just failed 12	
83-15 Impersontor110 1/2 Prospector's Bid117 1/2 PurStrut109 1/2 Just missed 12	
30-23 Valid Fund 114 1/2 Prospector's Bid 117 1/2 Lake's Wish111 1/2 In tight 12	

Jly 2 Bel 3f st :37 B

Township

Own.—Clark S C Jr

26Sep88- 7Bel fst 6f	:22 3/4	:45 3/4	1:09 1/4	3+ Alw 28000
8Sep88- 7Bel fst 7f	:22 3/4	:45 1/4	1:24 1/4	3+ Alw 27000
24Aug88- 7Sar sly 1 1/4	:46 3/4	1:11 1/4	1:50 1/4	3+ Alw 29000
17Aug88- 5Sar fst 7f	:22 1/4	:45 1/4	1:22 3/4	3+ Alw 27000
6Aug88- 5Sar sly 6f	:21 1/4	:44 3/4	1:10	3+ Alw 27000
29Jun88- 5Bel fst 1 1/4	:47	1:11 1/4	1:43 1/4	3+ Alw 29000
18Jun88- 5Bel fst 6f	:22 3/4	:46 1/4	1:17 3/4	3+ Md Sp Wt
6Jun88- 6Bel fst 6f	:23	:46 1/4	1:10	3+ Md Sp Wt
25May88- 6Bel my 7f	:22 3/4	:45 3/4	1:23	3+ Md Sp Wt
15May88- 2Bel fst 6f	:22	:45 3/4	1:10 3/4	3+ Md Sp Wt

LATEST WORKOUTS Aug 19 Sar 4f st :48 Hg

Ch. g. 5, by In Reality—Blue Command, by Bold Commander

Br.—Hartland Farms (NC)

Tr.—Watters Sidney Jr

6 7 66 1/2 55 1/2 51 1/2 51 1/2	Romero R P	122	14.40
6 2 55 1/2 43 1/2 1 1/2 1 1/2	Cordero A Jr	117	*2:30e
1 3 31 1/2 2nd 24	Cordero A Jr	117	3.20
4 6 43 1/2 3 1/2 3 1/2 3 1/2	Romero R P	117	9.10
2 6 69 1/2 51 1/2 3 1/2 2 1/2	Romero R P	117	15.10
8 2 2 1/2 21 1/2 43 1/2 45 1/2	Peck B D 5	112	21.70e
6 4 52 1/2 1st 1st 11	Peck B D 5	117	8.70e
6 3 42 1/2 4 1/2 51 1/2 52 1/2	Pezua J M	122	11.20e
5 2 31 1/2 53 1/2 3 1/2 4 1/2	Peck B D 5	119	18.50
9 7 64 53 1/2 56 66 1/2	Valiente D	b 124	43.90f

Aug 16 Sar 4f st :47 1/2 H

117

Lifetime	1988	10	2	2	1	\$49,340
21 2 3 3	1987	11	M	1	0	\$15,080
\$64,420	Turf	1	0	0	0	

81-20 Ruhlmann 113 1/2 Damascus Drama 117 1/2 FulCountDancer113 1/2 Wide 7	
61-18 Township 117 1/2 Sleeping Lion 112 1/2 Briskeen 117 1/2 Bore in, clear 11	
77-19 Medieval Rival 114 1/2 Township 117 1/2 Kid Ory 113 1/2 No match 6	
85-14 Silent Woods 112 1/2 Kunjar 112 1/2 Township 117 1/2 Weakened 3	
81-12 FulCountDancer117 1/2 Township 117 1/2 PleasureWings112 1/2 Up for pl. 6	
77-22 Armand 112 1/2 Silent Woods 109 1/2 Close Union 111 1/2 Drive way 3	
87-16 Township 117 1/2 Fight For Honor114 1/2 SportingSeason114 1/2 Gaining 8	
77-27 SagHrbor114 1/2 Ruler's Conquest114 1/2 SportingSeason114 1/2 Even try 8	
77-23 Big Mukora 115 1/2 Occum's Razor 124 1/2 Split Shot115 1/2 Steadier 9	
80-15 If You Please 115 1/2 Magic Rascal 115 1/2 Reel On Reel124 1/2 Evenly 12	

Aug 14 Sar 6f my 1:20 B

Aug 7 Sar 4f st :48 H

Pitino Ball

Own.—Sabarese T M

17Jly89- 7Bel fst 6f	:22 1/4	:45 3/4	1:11	3+ Alw 27000
15Apr89- 7GG fst 6f	:21 1/4	:43 3/4	1:09 3/4	Alw 20000
29Mar89- 8GG fst 6f	:21 1/4	:44 3/4	1:10 1/4	Alw 20000
11Mar89- 7GG my 6f	:21 1/4	:45 1/4	1:11 1/4	Md Sp Wt
21Sep88- 6Bel fst 6f	:22 1/4	:45 3/4	1:11	Md Sp Wt
7Sep88- 4Bel fst 5f	:22 1/4	:45	1:04 1/4	Md Sp Wt

LATEST WORKOUTS Aug 17 Sar 5f fm 1:00 3/4 H (d)

Ch. c. 3(Apr), by Honest Pleasure—Country Delight, by Real Value

Br.—Morrissey Joseph O (Ky)

Tr.—Parisella John

1 1 13 1/2 15 14 12	Bailey J D	112	6.20
3 6 43 1/2 55 1/2 81 1/2 87	Hansen R D	120	5.40
3 3 1 1/2 1 1/2 1 1/2 1 1/2	Hansen R D	120	*7.0
3 3 1 1/2 1 1/2 1 1/2 1 1/2	Hansen R D	119	*1.90
10 1 15 14 1 1/2 3 1/2	Santos J A	118	4.00
8 9 21 1/2 21 1/2 35 3 1/2	Santos J A	118	*1.00

B. c. 3(Apr), by Icecapade—Dusty Heart, by Run Dusty Run

Br.—Golden Chance Farm Inc (Ky)

Tr.—Arnold George R II

9 2 43 1/2 33 1 1/2 22	Cordero A Jr	113	7.30
5 2 44 1/2 21 2nd 22 1/2	Cordero A Jr	113	12.40
2 4 31 1/2 57 1/2 514	Migliore R	109	6.80
6 3 3 1/2 2nd 22 1/2 26	Migliore R	113	6.90
7 2 31 2 1/2 66 1/2 89 1/2	Samyn J L	115	2.70
2 1 12 1 1/2 2nd 11 1/2	Samyn J L	112	2.50
8 5 51 1/2 41 1/2 54 1/2 56 1/2	Castaneda M	115	9.40
10 6 85 55 78 1/2 67 1/2	Castaneda M	116	15.70
4 7 89 1/2 97 1/2 77 99 1/2	Castaneda M	117	10.50
1 5 49 1/2 38 38 1/2 31 1/2	McCauley W H	117	5.70

Aug 4 Sar trt 4f st :47 1/2 H

112

Lifetime	1989	9	1	3	0	\$37,080
14 2 3 2	1988	5	1	0	2	\$22,320
\$59,400	Turf	1	0	0	0	

84-18 Indian Toss 117 1/2 Icy Jr. 113 1/2 Thurston Hill 112 1/2 Game try 10	
74-30 Beirne Station 111 1/2 Icy Jr. 113 1/2 Sparkling Wit 115 1/2 Gamely 5	
— Roi Danzig 114 1/2 Indian Toss 117 1/2 Yurtu 117 1/2 Eased 5	
77-20 Triple Buck 112 1/2 Icy Jr. 113 1/2 Sayaret 119 1/2 Held place 6	
73-24 Ashmet 119 1/2 Block Trader 115 1/2 Finnegan's Pride 114 1/2 Tired 8	
82-17 Icy Jr. 112 1/2 MasterGene121 1/2 BraveandBright121 1/2 Drifted out, clear 7	
71-20 ContstdColors118 1/2 FrnchFightr119 1/2 ProudtoRson118 1/2 Weakened 10	
79-21 Olympiad 115 1/2 Most Valiant 115 1/2 John Quincy 115 1/2 Outrun 12	
72-25 PlatinumLuster117 1/2 BanditCorsair117 1/2 PizyP117 1/2 Bumped start 9	
75-15 Winners Laugh 117 1/2 Alydrome119 1/2 Icy Jr. 117 1/2 Boobled after st 5	

Jly 29 Bel 4f st :49 3/4 B

Jly 22 Bel 4f st :50 3/4 B

Furicano

Own.—Milange Farm

12Aug89- 4Sar my 7f	:22 1/4	:45	1:22 3/4	3+ Clm 50000
15Jly89- 7Bel gd 1	⊖:47	1:11 1/4	1:36 3/4	3+ Alw 31000
3Jly89- 18Bel fst 7f	:23	:46	1:24	Clm 50000
18Jun89- 4Bel gd 1	:44 1/4	1:09 1/4	1:36 3/4	Clm 70000
11Jun89- 7Bel fst 7f	:22 3/4	:46	1:23 3/4	Clm 50000
2Jun89- 18Bel fst 6f	:22 3/4	:45 3/4	1:10 3/4	Clm 47500
5Feb89- 7Aqu fst 1 1/4	⊖:48 1/4	1:13 1/4	1:45 1/4	Alw 27000
22Jan89- 3Aqu fst 6f	⊖:42	:45 3/4	1:10 3/4	Clm 47500
14Jan89- 3Aqu fst 6f	⊖:42	:45 3/4	1:10 3/4	Clm 35000
30Dec88- 1Aqu fst 1 1/4	⊖:47 1/4	1:13	1:46	3+ Clm 35000

LATEST WORKOUTS Aug 19 Sar trt 3f st :37 B

B. g. 5, by Conquistador Cielo—Christmas Wind, by Nearctic

Br.—Mellon Paul (Va)

Tr.—Bradley John M

4 8 68 1/2 45 32 2 1/2	Samyn J L	117	7.50
10 8 107 1/2 96 1/2 107 1/2 109 1/2	Romero R P	117	43.40
2 5 59 1/2 55 42 1 1/2	Samyn J L	119	12.10
6 6 47 53 1/2 59 61 1/2	Samyn J L	113	4.70
1 9 64 1/2 85 1/2 52 1 1/2	Samyn J L	117	7.30
3 6 77 1/2 76 1/2 54 1/2 43	Samyn J L	115	17.10
7 6 62 1/2 63 78 81 1/2	Lovato F Jr	117	5.00
6 3 54 1/2 56 55 56	Lovato F Jr	115	15.10
10 10 109 1/2 84 1/2 55 1/2 41 1/2	Lovato F Jr	117	47.30
8 2 2 1/2 1 1/2 75 71 1/2	Vasquez J J 5	112	6.50

117

Lifetime	1989	9	2	1	0	\$33,580
32 4 4 2	1988	14	1	0	2	\$22,380
\$90,000	Turf	5	0	0	0	\$1,740

89-13 True and Blue 117 1/2 Furicano 117 1/2 Craftmaster113 1/2 Tried lug in 3	
73-22 Daily Review 122 1/2 Valid Fund 117 1/2 Nabo Smiso 117 1/2 Outrun 12	
82-21 Furicano119 1/2 SummerTie113 1/2 VldGunite113 1/2 Lugged in, drng 7	
58-21 ScavengerHunt114 1/2 DimondAnchor113 1/2 ThreeChopRoo113 1/2 Wide 7	
83-19 Furicano117 1/2 DimondAnchor113 1/2 MegSilver113 1/2 Lugged in, clear 9	
84-23 The Real Virginian 117 1/2 Valid Gunite 115 1/2 Eon117 1/2 Lacked a bid 8	
69-18 Impersonator 117 1/2 Smart Saint 117 1/2 Storada 117 1/2 Wide 9	
85-21 Fugie 115 1/2 Cardenas 113 1/2 The Real Virginian117 1/2 Saved ground 7	
89-15 Clear Cataracts 115 1/2 Pop John 117 1/2 Supberb Son 117 1/2 Rallied 12	
68-16 Trump An Ace 108 1/2 ThreeChopRoad113 1/2 SenolarsTask117 1/2 Tired 3	

Ben's FirstRo. g. 4, by Old Chronicle—Misty Empress, by Brave Emperor
Br.—Dwartz Norman A (NY)

Tr.—Nunn Patricia

Own.—Nunn Patricia

6Aug89- 9FL fsl 6f :22% :45% 1:12% 3+ @Alw 10100
 26Jly89- 8FL fsl 5f :21% :45% 1:04% 3+ @Alw 10500
 15Jly89- 4FL fsl 6f :22% :45% 1:11% 3+ @Cim 11000
 4Jly89- 8FL fsl 6f :22% :45% 1:11% 3+ @Cim 11000
 23Jun89- 4FL fsl 6f :22% :45% 1:11% 3+ @Cim 8500
 13Jun89- 9FL sly 5f :22% :46% 1:06% 3+ @Alw 10500
 3Jun89- 8FL fsl 6f :22% :45% 1:12% 3+ Cim 8500
 29May89- 4FL fsl 6f :22% :45% 1:10% 3+ Cim 11500
 17May89- 8FL fsl 5f :22% :47% 1:08% 3+ @Cim 8500
 18Apr89- 9FL fsl 5f :22% :46 1:06 3+ @Cim 8500

LATEST WORKOUTS • Aug 19 Sar 3f fsl :34% H

1 1 12 12 12 14 Cook R W 116 2.30
 3 2 1st 2nd 12 2 1 Cook R W 116 9.10
 3 2 1 1st 1 2 2 1 Cook R W 115 11.80
 4 4 1 1st 2nd 5 1/2 Cook R W 115 14.30
 4 3 1 1/2 12 12 1 1/2 Cook R W 119 9.20
 7 1 2 1/2 23 6 1/2 6 1/2 Cook R W 116 4.10
 6 1 1 1/2 1 1/2 1st 1st Cook R W 116 *1.70
 7 1 12 1 1/2 1st 2 2 1/2 Cook R W 113 5.20
 4 2 3 5 5 1/2 5 1/2 4 1/2 Altanasio R 119 13.10
 5 1 1 1/2 1 1/2 12 1 1/2 Cook R W 122 *1.40

• Aug 4 FL 3f fsl :36% B

122

Lifetime 1989 12 5 4 0 \$27,042
 16 5 5 3 1988 4 M 1 3 \$3,218
 \$30,260

84-25 Ben's First 1154 Canadensis 1164 Campus Cop 1152 Driving 7
 94-19 Rodeo Sours 1151 Ben's First 1152 Campus Cop 1152 Gamely 7
 87-15 Campus Cop 1152 Ben's First 1152 Bomb The Tote 1171 2nd best 8
 94-19 Basilica Boy 1154 Bomb The Tote 1172 Campus Cop 1152 Weakened 11
 87-17 Ben's First 1191 Trigger Man 1151 Petrom Apache 1162 Driving 9
 76-22 LeRegal Duck 1152 Playful Pursuit 1152 Rodeo Sours 1154 Gave way 7
 85-20 Ben's First 1154 Lost to Anna 1111 Trojan Tyrant 1061 Driving 7
 89-13 Taic About It 1152 Ben's First 1131 Jiltavo 1133 Gamely 8
 69-31 Comic Flare 1191 Petrom Apache 1121 Another Sport 1191 No threat 8
 56-14 Ben's First 1223 Gimme A Bee 1191 Ignited Dream 1144 Never headed 7
 Jly 24 FL 3f gd :39 B Jly 2 FL 3f fsl :38% B

Detonated

Ch. c. 3(May), by Time to Explode—Mile Judy, by Silent Screen

Br.—Mancock A (Ky)

Tr.—Dunham Bob G

Own.—Double R Stable

10May89- 8Bel my 1 :44% 1:08% 1:36% Withers 3 6 611 69 1 711 817 Krone J A 126 24.00
 10May89-Grade II
 25Apr89- 8Kee fsl 1 1/2 :47% 1:11% 1:44% Lexington 3 5 6 1/2 7 1/2 7 1/2 7 1/2 Brumfield D b 114 16.30
 25Apr89-Grade II
 12Apr89- 6Kee fsl 1 1/2 :48% 1:13% 1:44% Alw 21300 2 5 5 5 3 1/2 2nd-Santos J A 117 *5.60
 25Mar89- 8Aqu fsl 7f :22% :44% 1:22% Bay Shore 4 5 4 5 5 5 5 5 5 1/2 Cordero A Jr 1144 4.50
 25Mar89-Grade II; Dead heat
 11May89- 8Aqu fsl 6f :22% :45 1:11 Swift 4 8 8 1/2 810 7 1/2 3 1/2 Krone J A 114 2.70
 11Mar89-Grade III
 18Feb89- 6Aqu fsl 6f :22% :45% 1:11% Alw 23000 6 7 7 1/2 6 1/2 5 1/2 1 1/2 Santagata N 117 3.70
 26Jan89- 7Aqu fsl 6f :22% :46 1:11% Md Sp Wt 9 9 6 1/2 6 1/2 3 1/2 2nd Santagata N 122 3.40

LATEST WORKOUTS Aug 19 Sar 3f fsl :35% H

• Aug 15 Sar 6f fm 1:15% B

122

Lifetime 1989 7 1 2 1 \$33,156
 7 1 2 1 1988 0 M 0 0 \$33,156

66-19 Fire Maker 1261 Imbibe 1261 Manastash Ridge 1261 Outrun 9
 72-22 Notation 1154 Bionic Prospect 1142 Christie Briley 1181 Saved ground. 8
 82-17 Favorable Dawn 1154 Detonated 1171 Allied Flag 1155 Bumped. 8
 77-23 Houston 11610 Mr. Nickerson 1144 Wee Stark 1192 Steadied 5
 88-18 Electric Flash 1141 Mr. Nickerson 1142 Detonated 1141 Finished well 3
 85-17 Detonated 1171 Gretest Prospect 1174 Fuzzino 1171 At. course, dryng 7
 85-23 Paul's Way 122nd Detonated 1221 Garabaldi 1224 Wide 10
 • Aug 9 Sar 5f fsl :59% H Aug 4 Sar 6f fsl 1:15 H

The second race the Michael and I analyzed for the folks before we got on the bus to Saratoga. We spent a lot of time on this race the night before, and Michael in particular did some nice analysis for the wondering multitudes.

When I first looked at the race, I decided that Pitino Ball would go out and get the lead, and that the only horse with a chance of catching him was Furicano. The more I looked, the more I liked Furicano's chances. If I had to make just one bet on this day, this would be the race and Furicano would be the horse. However, we just saw in the last race the danger of using "eyeball scan." When it works, its fine, but you miss too much. We have the most powerful handicapping tools ever devised. Use them. The horses:

Prospector's Bid - Terrible Class/APV (using one year. This is August, remember), poor PBS. For me a definite non-contender. Michael and several others liked the horse for place, and used him in exactas. I left him out altogether.

Township - Good enough Class/APV, and a surprisingly good PBS rating. Ah, the power of PBS at uncovering the "hidden" good race. The last line looks terrible at first glance, but really isn't so bad. Township just caught a very fast field. I went back one on him.

Pitino Ball - Good Class/APV, good PBS. Good horse. That was my analysis, and I used the last line. More on this horse later.

Icy Jr. - Again, good Class/APV, good PBS. Last line.

Furicano - Oh boy. OK Class/APV and the best PBS rating by 10 points. I like thisa horse. Be careful when you do + and 0 on a horse like this. At first it looks like a bad race, good race pattern, with a bad race due today. Then notice that his trainer, Albert Einstein, has been moving him from routes to sprints and back again. All his sprints get +'s, his routes O's. Took a while, but ol' Albert finally did notice and kept him in a sprint.

Ben's First - A Finger Lakes horse. These figure to have poor APV. Notice that Ben's Class figure isn't bad at all. The horse is 9 for 12 in the money, with 5 wins. Must be doing something right. PBS is fine even with no adjustment for the slower track. I'll keep him for the moment out of respect Bert Mayne.

Poor Bert gets kidded unmercifully about his fondness for little Finger Lakes over the "big time" New York circuit. Many is the night he has lain awake, crying bitter tears. He doesn't do that much anymore. His bankroll was getting soggy. As Bert points out, the racing may be a bit slower than at the "big time" tracks, but the money looks about the same color if you keep it dry. I'll use the last line and see what transpires.

Detonated - I really didn't like this horse much. OK Class/APV, and a good PBS notwithstanding. It had been off since May, and had never shown much speed. I was toying with throwing it

out when I heard Tom Brohamer discussing the race with a couple of clients. He thought Detonated was the class of the race and the only question was whether he was in form or not.

This is more of a "classical handicapping" point of view, based on the class of the races the horse had been competing in. A horse that places third in a Grade III stakes should little problem with non winners of two by classical handicapping standards. On the other hand, our own measures of class show the horse to be less than outstanding. OK, but not a standout. To give the horse every benefit of the doubt, I went back and took its best race ever, 11 March.

Just like the doctor ordered, ENERGY! predicts the race will run Early, and my two horses are Pitino Ball and Furicano. Those are the two I got, and those are the two I bet. Nice hit. However, I didn't do as well as Messers Mayne and Pizzolla, who had the exacta.

On the way back to the hotel, Michael (after cleaning my clock at the computer version of Jeopardy) showed me in detail how he nailed this race and wowed the crowd back at the hotel. Remember, he did all this in front of 50 people 5 hours before the race was run. First off, he ran Pitino Ball through the EnGen program. By this, I mean he put all 6 races the horse has ever run into the program to take a closer look at the horse. Michael has been known to enter 70 or 80 pacelines when handicapping one race. Hard work can be a good substitute for common sense. On the other hand, he wins a ton of exactas.

Look at Pitino's record. In 1988, he had a very good first effort, followed by a slightly poorer second race. Then he is off for 6 months and comes back to destroy a Maiden field. That good race is followed by another, then a poor race. He is then off for 3 months, and in his first back after the layoff, wins a good allowance race in very good time. Now he's back again. Can we expect another good effort from this horse?

Michael thought not. This horse has always been at his best off a layoff of at least 3 months. Obviously a horse with health problems, yet the crowd was backing him heavily. Michael used the last line in analyzing the race, and bet some on the horse, but downgraded his chances both in his mind and at the window.

In light of this, Michael looked at his original readout, which was quite similar to mine, and asked himself a simple question. Can the 0.00 MUV horse win wire-to-wire? Almost always, the top MUV horse needs to wire the field to win. Our friend Pitino Ball was the MUV horse, so Michael was suspicious to start with. A quick glance at the Match-Up readout reveals his weakness. Sure enough, he is dominant in the first fraction, but four other horses can overhaul him in the second fraction, and he gets buried in the final two furlongs. (Remember, this is using his good last race.)

Michael chose to use a little noticed feature of ENERGY! and change the Variegate. What this does is leave the horse in the race,

but eliminates him from the Variegate calculations. At the same time, you can see that poor old Ben's First, another dedicated front runner, just doesn't have it against these other horses. We'll scratch him from the race altogether and eliminate Pitino from the Variegate. The ENERGY! program then gives you the second set of results.

ENERGY! now predicts the race will be won by an Early/Presser. Nothing much changes on the win side. You still get Furicano no matter what you do, but it severely downgrades Pitino Ball (still using that last good race, remember) and moves Township into a solid second spot on your dance card. Guess who finished second. Guess who had the exacta. Guess who didn't.

The horse that the crowd fell in love with was Icy Jr. I couldn't understand why he was getting so much action, when Furicano had such a stronger race at the same track and distance sitting right there for anyone to see. I forgot I was in New York. The Raggies were coming! The "sheets" apparently really loved Icy Jr. I don't know how to read the sheets, but I was told by a client who does that this was the reason for the big money coming down on Icy. OK by me. I have the horse fifth.

Synergism II also has Furicano very strongly. Of course, I didn't have a Synergism II model for Saratoga (I didn't have a model at all) but after the second race it should be obvious that the sprints were running Sustained. Using that as a starting point, you would set up the race using the two 7 furlong races from Saratoga, and tell the program to sort on Sustained Pace. This gives you Furicano number one and Detonated second. Township is the obvious contra-energy horse, as well as #2 Doctor Factor, so the exacta is just waiting there if you want it.

Anyway, the horse I really liked when we went over this race, who comes up with both ENERGY! and Synergism II, paid \$19.80 to win. I could kiss Len Ragozin on the lips. I normally split my bet 60-40 just like the Doc says to, but after seeing the weakness Michael pointed out in the horse, and seeing that he was 5-2 (when I made my bet. I had expected about 6 or 7 to 5), I decided to split my bet 50-50. Even if Pitino wins, I make a nice profit, and as it turns out, I do good. Of course, I didn't hit the exacta, but then I didn't really expect to, since I hadn't bet it.



SARATOGA



6 FURLONGS. (1.08) ALLOWANCE. Purse \$28,000. 3-year-olds and upward which have never won two races other than Maiden, Claiming or Starter. Weight, 3-year-olds 117 lbs. Older 122 lbs. Non-winners of a race other than Maiden or Claiming since August 1, allowed 3 lbs. Of such a race since July 15, 5 lbs.

Prospector's Bid

Ch. h. 5, by Mr Prospector—Spectacular Belle, by Crimson Satan

Own.—Robinson J M

Br.—Robinson J Mack (Ky)
Tr.—Freeman Willard C

16 July 89—9Rkmfst 1 1/4 :46% 1:11% 1:43% 3+ Alw 20000
3 July 89—7Bel fst 7f :22% :45% 1:24% 3+ Alw 20000
22 Jun 89—8Mth fst 6f :22% :45% 1:09% 3+ Alw 19000
18 Oct 88—9Kee fst 1 1/4 :49% 1:13% 1:46% 3+ Alw 22000
29 Sep 88—7Bel fst 7f :23 :45% 1:23 3+ Alw 27000
15 Sep 88—7Bel gd 1 :47 1:12% 1:38% 3+ Alw 29000
31 July 88—7Bel yf 1 :47 1:12% 1:38 3+ Alw 29000
15 July 88—7Bel fm 1 1/4 :46% 1:10% 1:42% 3+ Alw 29000
11 Jun 88—28el fm 1 1/4 :47 1:11% 1:42% 3+ Alw 29000
2 Jun 88—7Bel fm 1 1/4 :47 1:11 1:43% 3+ Alw 29000

LATEST WORKOUTS Aug 16 Sar trt 5f fst 1:04 B Aug 9 Sar trt 4f fst :50 B

Township

Ch. g. 5, by In Reality—Blue Command, by Bold Commander

Own.—Clark S C Jr

Br.—Hartland Farms (NC)
Tr.—Watters Sidney Jr

26 Sep 88—7Bel fst 6f :22% :45% 1:09% 3+ Alw 28000
8 Sep 88—7Bel fst 7f :22% :45% 1:24% 3+ Alw 27000
24 Aug 88—7Sar sly 1 1/4 :46% 1:11% 1:50% 3+ Alw 29000
17 Aug 88—5Sar fst 7f :22% :45% 1:22% 3+ Alw 27000
6 Aug 88—5Sar sly 6f :21% :44% 1:20 3+ Alw 27000
29 Jun 88—5Bel fst 1 1/4 :47 1:11% 1:43% 3+ Alw 27000
18 Jun 88—5Bel fst 6f :22% :46% 1:17% 3+ Md Sp Wt
6 Jun 88—6Bel fst 6f :23 :46% 1:10 3+ Md Sp Wt
25 May 88—6Bel my 7f :22% :45% 1:12 3+ Md Sp Wt
15 May 88—2Bel fst 6f :22 :45% 1:10% 3+ Md Sp Wt

LATEST WORKOUTS Aug 19 Sar 4f fst :49 Hg Aug 16 Sar 4f fst :47% H

Pitino Ball

Ch. c. 3(Apr), by Honest Pleasure—Country Delight, by Real Value

Own.—Sabarese T M

Br.—Morrissey Joseph O (Ky)
Tr.—Parisella John

17 July 89—7Bel fst 6f :22% :45% 1:11 3+ Alw 27000
15 Apr 89—7GG fst 6f :21% :43% 1:09% Alw 20000
29 Mar 89—8GG fst 6f :21% :44% 1:10% Alw 20000
11 Mar 89—7GG my 6f :22% :45% 1:11% Md Sp Wt
21 Sep 88—6Bel fst 6f :22% :45% 1:11 Md Sp Wt
7 Sep 88—4Bel fst 5f :22% :45 1:04% Md Sp Wt

LATEST WORKOUTS Aug 17 Sar 5f fm 1:00% H (d) Aug 11 Sar trt 6f fst 1:15 H

Icy Jr.

B. c. 3(Apr), by Icecapade—Dusty Heart, by Run Dusty Run

Own.—Peace J H

Br.—Golden Chance Farm Inc (Ky)
Tr.—Arnold George R II

10 Aug 89—7Sar fst 7f :23 :46 1:23% 3+ Alw 28000
10 July 89—8Bel fst 7f :23 :46% 1:25% 3+ Alw 28000
7 Jun 89—5Bel sly 1 1/4 :45% 1:10 1:42% 3+ Alw 31000
25 May 89—8Bel fst 1 1/4 :46% 1:10% 1:48% 3+ Alw 31000
28 Apr 89—8Aqu fm 1 1/4 :49% 1:13% 1:44% 3+ Alw 31000
9 Apr 89—6Aqu fst 1 1/4 :48% 1:13% 1:50% 3+ Alw 29000
17 Mar 89—6Hia fst 1 1/4 :47 1:11% 1:50% Alw 18000
8 Mar 89—7Hia fst 6f :22% :45% 1:10% Alw 15000
2 Mar 89—7GP fst 6f :21% :45% 1:11% Alw 28000
21 Sep 88—18el fst 7f :22% :45% 1:23 Alw 27000

LATEST WORKOUTS Aug 9 Sar trt 3f fst :36% B Aug 4 Sar trt 4f fst :47% H

Furicano

B. g. 5, by Conquistador Cielo—Christmas Wind, by Nearctic

Own.—Milange Farm

Br.—Mellon Paul (Va)
Tr.—Bradley John M

12 Aug 89—4Sar my 7f :22% :45 1:22% 3+ Clm 50000
15 July 89—7Bel gd 1 :47 1:11% 1:36% 3+ Alw 31000
3 July 89—18el fst 7f :23 :46 1:24 Clm 50000
18 Jun 89—4Bel gd 1 :44% 1:09% 1:36% Clm 70000
11 Jun 89—7Bel fst 7f :22% :46 1:23% Clm 50000
2 Jun 89—18el fst 6f :22% :45% 1:10% Clm 47500
5 Feb 89—7Aqu fst 1 1/4 :48% 1:13% 1:45% Alw 27000
22 Jan 89—3Aqu fst 6f :22% :45% 1:10% Clm 47500
14 Jan 89—3Aqu fst 6f :22 :45% 1:10% Clm 35000
30 Dec 88—1Aqu fst 1 1/4 :47% 1:13 1:46 3+ Clm 35000

LATEST WORKOUTS Aug 19 Sar trt 3f fst :37 B

Lifetime 1989 3 0 1 1 24 \$4,700
16 2 5 3 1988 13 2 4 2 102 \$47,215
\$51,915 Turf 5 0 3 0 \$19,140

84-18 HiloBrody 1174 No Ski 1132 Prospector's Bid 1152 Lacked response 7
75-21 Silent Woods 1190 Fierce Fighter 1190 Prayer 1175 Unruly Pre St. 8
88-16 John Quincy 1082 Prospector's Bid 1151 Color Of The Law 1201 Gamely 7
73-18 Prospector's Bid 1122 Fox Form 1122 Flying Dreamer 1144 12
70-23 Secret Claim 1188 Canadian Misty 1132 Girand Bitters 1134 Tired 8
55-24 Port Washington 1131 Tiny Toe Shoes 1174 Lake's Wish 1190 Outrun 12
61-24 Lord Laser 1177 Hurricane John 1177 Mr. Walker 1093 Saved ground 12
85-24 Reincarnate 1170 Prospector's Bid 1173 Sooty Season 1171 Just failed 12
83-15 Impersonator 1100 Prospector's Bid 1173 Pur Strit 1090 Just missed 12
80-23 Valid Fund 1140 Prospector's Bid 1173 Lake's Wish 1190 In light 12

Jly 2 Bel 3f fst :37 B

Lifetime 1988 10 2 2 1 107 \$49,340
21 2 3 3 1987 11 M 1 2 177 \$15,000
\$64,420 Turf 1 0 0 0

81-20 Ruhlmann 1134 Damascus Drama 1173 Ful Count Dancer 1133 Wide 7
81-18 Township 1175 Sleeping Lion 1132 Briskien 1170 Bore in clear 11
77-19 Medieval Rival 1144 Township 1173 Kid Ory 1195 No match 6
85-14 Silent Woods 1120 Kunjar 1123 Township 1175 Weakened 8
81-12 Ful Count Dancer 1173 Township 1174 Pleasure Wings 1121 Up for pl. 6
77-22 Armand 1123 Silent Woods 1090 Close Union 1121 Gave way 9
87-15 Township 1171 Fight For Honor 1140 Sporting Season 1143 Even try 6
77-27 Sag Harbor 1149 Ruler's Conquest 1140 Sporting Season 1143 Even try 6
77-23 Big Mukora 1151 Occum's Razor 1240 Split Shot 1151 Steadied 8
80-15 If You Please 1154 Magic Rascal 1150 Real On Reel 1241 Evenly 13

Aug 14 Sar 6f my 1:20 B Aug 7 Sar 4f fst :48 H

Lifetime 1989 4 2 0 1 78 \$27,450
6 2 0 3 1988 2 M 0 2 214 \$5,760
\$33,210 Turf 1 0 0 0

84-24 Pitino Ball 1122 Silken Saber 1120 Turkey Point 1121 Driving 7
85-15 Summer Sale 1202 Porcupine Ridge 1200 Maison Maestrol 1170 9
87-21 Beau's Alliance 1170 Rock Saker 1171 Pitino Ball 1200 6
30-25 Pitino Ball 1189 Wades Man 1182 Cream To The Top 1192 11
89-16 Hapiano 1182 Who's to Pay 1161 Pitino Ball 1190 Gave way 12
83-19 Decoy 1182 Hapiano 1182 Pitino Ball 1181 Gave way 9

Aug 6 Sar 5f fst 1:02% B Jly 31 Bel 5f fst 1:01 H

Lifetime 1989 9 1 3 0 115 \$37,080
14 2 3 2 1988 5 1 0 2 163 \$22,320
\$59,400 Turf 1 0 0 0

84-18 Indian Toss 1172 Icy Jr. 1133 Thurston Hill 1123 Game try 10
74-30 Beirne Station 1112 Icy Jr. 1131 Sparkling Wit 1190 Gamely 5
— Roi Danzig 1143 Indian Toss 1174 Yurtu 1172 Cased 5
77-20 Triple Buck 1125 Icy Jr. 1131 Sayaret 1193 Held place 6
73-24 Ashmet 1192 Block Trader 1190 Finnegan's Pride 1142 Tired 8
82-17 Icy Jr. 1121 Master Gene 1123 Brave and Bright 1213 Drifted out, clear 7
71-20 Contstd Colors 1180 Frnch Fight 1191 Proud to Ron 1182 Weakened 10
79-21 Olympiad 1155 Most Valiant 1150 John Quincy 1150 Outrun 12
72-25 Platinum Luster 1170 Bandit Corsair 1171 Play P 1172 Bumped start 9
75-16 Winners Laugh 1171 Alydrome 1159 Icy Jr. 1174 Bobbled after st 5

Jly 29 Bel 4f fst :49% B Jly 22 Bel 4f fst :50% B

Lifetime 1989 9 2 1 0 92 \$33,580
32 4 4 2 1988 14 1 0 2 134 \$22,380
\$90,000 Turf 5 0 0 0

89-13 True and Blue 1170 Furicano 1171 Craftmaster 1135 Tried lug in 9
73-22 Daily Review 1222 Valid Fund 1171 Nabo Smiso 1170 Outrun 12
82-21 Furicano 1190 Summer Tie 1130 Vid Gunite 1130 Lugged in, drng 7
58-21 Scavenger Hunt 1143 Diamond Anchor 1133 Three Chopt Rod 1135 Wide 7
83-19 Furicano 1171 Diamond Anchor 1190 Meg Silver 1131 Lugged in, clear 9
84-23 The Real Virginian 1171 Valid Gunite 1151 Eon 1171 Lacked a bid 8
89-18 Impersonator 1172 Smart Saint 1173 Storaia 1170 Wide 8
86-21 Fugie 1153 Cardenas 1130 The Real Virginian 1171 Saved ground 7
89-15 Clear Cataracts 1151 Pop John 1170 Superb Son 1170 Rallied 12
68-18 Trump An Ace 1083 Three Chopt Road 1133 Scholars Task 1173 Tired 8

Ben's FirstRa. g. 4, by Old Chronicle—Misty Empress, by Brave Emperor
Br.—Dwartz Norman A (NY)Lifetime 1989 12 5 4 0 27 \$27,042
16 5 5 3 1988 4 M 1 3 (122) \$3,218

Own.—Nunn Patricia		Tr.—Nunn Patricia		81/122	
6Aug89- 9FL fst 6f	:22 3/4 :46 1/4 1:12 3/4 3+ @ Alw 10100	1 1 12 12 12 14	Cook R W +	116	2.30
25Jul89- 8FL fst 5f	:21 3/4 :45 1/4 1:04 3/4 3+ @ Alw 10500	3 2 1st 2nd 12 21	Cook R W +	115	9.10
15Jul89- 4FL fst 6f	:22 :45 3/4 1:11 3/4 3+ @ Clm 11000	3 2 1 1st 12 21	Cook R W +	115	11.80
4Jul89- 8FL fst 6f	:22 3/4 :45 3/4 1:11 3/4 3+ @ Clm 11000	4 4 13 1st 2nd 54	Cook R W +	115	14.30
22Jun89- 4FL fst 6f	:22 :45 3/4 1:11 3/4 3+ @ Clm 8500	4 3 13 12 12 13	Cook R W +	119	9.20
13Jun89- 9FL sly 5f	:22 3/4 :46 3/4 1:06 1/4 3+ @ Alw 10500	7 1 21 23 68 69	Cook R W +	116	4.10
3Jun89- 8FL fst 6f	:22 3/4 :45 3/4 1:12 3/4 3+ Clm 8500	6 1 13 13 1st 1st	Cook R W +	115	11.70
29May89- 4FL fst 6f	:22 3/4 :45 3/4 1:10 3/4 3+ Clm 11500	7 1 12 13 1st 21	Cook R W +	113	5.20
17May89- 8FL fst 5f	:22 :47 3/4 1:08 3/4 3+ @ Clm 8500	4 2 35 54 51 45	Attanasio R +	119	13.10
18Apr89- 5FL fst 5f	:22 :46 1:05 3+ @ Clm 8500	5 1 11 11 12 13	Cook R W +	122	11.40
LATEST WORKOUTS		● Aug 19 Sar 3f fst :34 1/2 H		● Aug 4 FL 3f fst :36 3/4 B	
				Jly 24 FL 3f gd :39 B	
				Jly 2 FL 3f fst :38 3/4 B	

DetonatedCh. c. 3(May), by Time to Explode—Mile Judy, by Silent Screen
Br.—Hancock A (Ky)Lifetime 1989 7 1 2 1 108 \$33,156
7 1 2 1 1988 0 M 0 0 (182) \$33,156

Own.—Double R Stable		Tr.—Dunham Bob G		83/122	
10May89- 8Bel my 1	:44 3/4 1:08 3/4 1:36 3/4	Withers	3 6 61 69 71 81	Krone J A	126
10May89-Grade II					
25Apr89- 8Kee fst 1 1/4	:47 3/4 1:11 3/4 1:44 3/4	Lexington	3 5 64 75 76 71 13	Brumfield D	114
25Apr89-Grade II					
12Apr89- 6Kee fst 1 1/4	:48 3/4 1:13 3/4 1:44 3/4	Alw 21300	2 5 56 54 33 2nd	Santos J A	117
25Mar89- 8Aqu fst 7f	:22 3/4 :44 3/4 1:22 3/4	Bay Shore	4 5 45 55 56 512	Cordero A Jr	114
25Mar89-Grade II: Dead heat					
11Mar89- 8Aqu fst 6f	:22 3/4 :45 1:11	Swift	4 8 87 810 76 31	Krone J A	114
11Mar89-Grade III					
18Feb89- 6Aqu fst 6f	:22 3/4 :45 3/4 1:11 3/4	Alw 23000	6 7 72 64 53 11	Santagata N	117
26Jan89- 7Aqu fst 6f	:22 3/4 :46 1:11 3/4	Mid Sp Wt	9 9 67 64 33 2nd	Santagata N	122
LATEST WORKOUTS		Aug 19 Sar 3f fst :35 1/2 H		● Aug 15 Sar ① 8f fm 1:15 1/2 B	
				● Aug 9 Sar 5f fst :59 3/4 H	
				Aug 4 Sar 5f fst 1:15 H	

E N E R G Y

Race: sara7. Dist = 6.0 FURLONGS Comments:

Name	Total	RAW	
		Median	Factor X
FURIC	169.86	68.55	65.73
PITIN	167.83	69.03	66.39
DETON	167.67	68.91	65.70
ICY	167.64	68.15	65.71
TOWN	167.50	69.41	65.07
BEN	164.72	69.41	66.04

Name	Total	Automatic ADJUSTED	
		Median	Lex
FURIC	169.72	68.65	31.34
PITIN	168.37	68.59	31.40
DETON	168.26	68.43	31.56
ICY	168.24	67.66	32.33
TOWN	168.15	68.87	31.12
BEN	166.26	68.10	31.89

Pace	Matchup		
	F 1	F 2	F 3
Pace	35.19	34.65	31.61
PITIN	35.19	33.39	30.76
BEN	34.79	33.31	30.00
DETON	34.38	34.05	30.86
FURIC	34.34	34.31	31.49
TOWN	34.22	34.65	30.34
ICY	33.62	34.03	31.61

Name	Varius		
	Emuv	Smuv	uXr
PITIN	0.002	0.290	0.292
BEN	0.112	0.657	0.768
TOWN	0.166	0.596	0.762
FURIC	0.182	0.222	0.404
DETON	0.239	0.495	0.734
ICY	0.369	0.369	0.738

PARAGON A

PARAGON B

ENERGIZER

VARIEGATE

FURIC

FURIC

PITIN

Early

RANKINGS

	E P	P R	H E	S P	L X	F X	Muv
PITINO	1	4	5	4	4	1	0.00
FURIC	2	1	1	1	5	2	1.56
BEN	3	6	6	6	2	4	2.32
TOWN	4	2	3	5	6	5	2.66
ICY	5	3	2	2	1	3	3.95
DETON	6	5	4	3	3	3	3.01

Paragon A

FURIC _____
PITIN _____
TOWN _____

Paragon B

FURIC _____
ICY _____
DETON _____

E N E R G Y

Race: sara7. Dist = 6.0 FURLONGS Comments:

Name	Total	RAW Median	Factor X
FURIC	169.86	68.55	65.73
PITIN	167.83	69.03	66.39
DETON	167.67	68.91	65.70
ICY	167.64	68.15	65.71
TOWN	167.50	69.41	65.07

Name	Total	Automatic ADJUSTED Median	Lex
FURIC	169.82	68.58	31.41
PITIN	168.46	68.51	31.48
DETON	168.36	68.35	31.64
ICY	168.34	67.59	32.40
TOWN	168.24	68.80	31.19

Pace	Matchup F 1	F 2	F 3
	35.15	34.61	31.58
PITIN	35.16	33.35	30.73
DETON	34.34	34.01	30.82
FURIC	34.30	34.27	31.46
TOWN	34.18	34.62	30.31
ICY	33.58	34.00	31.58

Name	Emuv	Smuv	uXr
PITIN	0.002	0.291	0.292
TOWN	0.166	0.596	0.762
FURIC	0.182	0.222	0.404
DETON	0.239	0.495	0.735
ICY	0.369	0.369	0.738

PARAGON A

PARAGON B

ENERGIZER

VARIEGATE

FURIC

FURIC

PITIN

E/P Presser

RANKINGS

	E P	P R	H E	S P	L X	F X	Muv
PITINO	1	4	5	4	3	1	0.00
FURIC	2	1	1	1	4	2	0.00
TOWN	3	2	3	5	5	4	1.11
ICY	4	3	2	2	1	3	2.40
DETON	5	5	4	3	2	3	1.52

Paragon A

FURIC
PITIN
TOWN

Paragon B

FURIC
ICY
DETON

SYNERGISM II

RACE: sar7sp DIST: - 7.0 FURLONGS COMMENTS:

SETUP 46 123.1 45 122.3


NAME	F W	E P	S P	T T	F X	W X
TOWN	55.57	57.63	54.53	56.50	53.67	54.62
PITANO	55.44	57.42	54.46	55.59	55.24	55.34
ICY	55.02	56.10	54.48	55.51	54.05	54.53
FURIC	55.39	56.61	54.79	55.97	54.22	54.81
DETON	55.09	55.85	54.70	55.39	54.46	54.77

	F 1	F 2	F 3	S C		
Pace	58.99	59.32	53.55	57.63		
					SC B/L	
PITANO	58.99	55.94	51.49	57.42	TOWN	0.00
TOWN	55.92	59.32	51.43	57.63	PITANO	0.57
FURIC	55.47	57.71	52.97	56.61	FURIC	2.74
DETON	55.38	56.32	53.55	55.85	ICY	4.08
ICY	55.23	56.97	52.86	56.10	DETON	4.74

RANKINGS

=====

	F W	E P	S P	T T	F X	W X	L P	D R	MED E
	===	===	===	===	===	===	===	===	=====
FURIC	3	3	1	2	3	2	2	1	68.09
DETON	4	5	2	5	2	2	1	1	67.60
ICY	5	4	3	4	4	4	3	3	67.96
TOWN	1	1	3	1	5	3	4	2	69.14
PITANO	2	2	4	3	1	1	5	4	69.06



SEVENTH: \$28,000, 3-year-olds & up, allowance, 6 furlongs. Off: 4:48, start good, won driving. Times: :21 4/5, :45, 1:10 2/5. Winner trained by John Bradley.

Horse	Wt.	PP	St.	Va	Va	Str.	Fin.	Jockey	SOdds
Furicano	117	5	4	6	5	3-2	1-36	Samyn	8.90
Township	117	2	7	3	4	2nd	2-1	Day	14.20
cw-Defonated	113	7	5	5	6	4-3	3-34	Romero	4.10
Prospector's Bid	117	1	6	7	7	5-2	4-7	Maple	13.20
Pitino Ball	114	3	2	1	1	1st	5-2	Bailey	2.30
Ben's First	122	6	1	2	2	6	4	Cook	12.30
Icy Jr.	112	4	3	4	3	brk	dwn	Cordero	1.40

Scratched; Reluctant Gambler (F), No Bondage (G).

PAYOFF	5	Furicano	19.80	9.20	5.40
	2	Township		10.60	4.40
	7	Defonated			5.60

Exacta: 5-2 paid 196.20
OTB E-18.80, 8.60, 5.00; B-10.20, 6.00; I-5.20
Exacta: E' B-186.20

A DAY AT THE RACES!

Pssst! Want to spend a day at the races with Michael Pizzolla, Tom Brohamer, Dick Schmidt and Doc Sartin? Maybe chat with Bert Mayne and Jim Bradshaw, or ask Synergism II questions of Bob Purdy? Want to look over their shoulders while they pick contenders and pace lines, eliminate favorites, eyeball the races and cash big money bets? Want to have a chance to go through each race on a card, horse by horse, and then analyze the Synergism II and ENERGY! readouts to reach masterful betting decisions? Now you can!

In our first manual in more than a year, Doc and the PIRCO Charter members are going to go to the races WITH YOU. In August, 1989, the day after the Saratoga Seminar, we all took a bus to the track, along with about 60 clients. Before the bus left for the track, Michael Pizzolla and Dick Schmidt analyzed (and HIT) two races for those who wanted to listen. Dick's pick of the day paid \$19.80. The rest of the Charter group did just as well, and everyone made money. It was just one of those days.

We have asked those who were there to analyze the races for you. Follow Up editor Dick Schmidt leads the discussions on each race, skipping only one (full of first time starters). If you want to see how professionals handles themselves at the racetrack, come along as a whole group of pros dismantles the Queen of tracks.

All the races will be analyzed using both Synergism II and ENERGY!. As a special feature, Bob Purdy, author of Synergism, analyzed the entire card without referring to the results charts or seeing anyone else's work. His deep insights into Synergism II will be of special value for those using the program.

No matter which program you use, this manual will help you when you need it the most; when you're alone and facing "crunch time" at the betting window. Over 150 pages, it also features essays by Michael Pizzolla on the PBS numbers, Dick Schmidt talking about Class/APV ratings and contender selection, Doc Sartin on how to project times from long races into something usable in the Methodology, and Tom Brohamer going over the ESP concept and how to use it. For all those who have wanted a guide to the races, a one on one tutorial to winning taught by the best, here it is.

This manual will be available from the Inland Empire Institute; publication date Oct. 20, 1989. Price, including postage - \$39.00

