

ISSUE: 16

INTRODUCING ENERGY!

TABLE OF CONTENTS

Publisher's Column	2
Editor's Column	8
Introduction to ENERGY! by Michael Pizzolla ..	10
Professional Level Investing	14
Money Management by Dan Doran	18
Psychology of Winning	21
Handicapping Vs. Winning	26
Class Drops by Tom Brohamer	30
Picking Contenders	34
Q and A with the Doc	53
Problem Race	61

The Follow Up is published six (6) times a year by PIRCO Inc. in conjunction with the Inland Empire Institute. Subscription price is \$66.00 per year. If you have any problem with your subscription, or have a change of address, please contact our editorial office, address below. All material in this publication is for informational purposes only.

Copyright 1989 PIRCO Inc.

All rights reserved. No part of this work may be reproduced or transmitted in any form or by any means, electronic or mechanical, including photocopying and recording, or by any information storage or retrieval system, except as may be expressly permitted by the 1976 Copyright Act or in writing from the publisher. Please.

Past Performance and Results charts
copyrighted by Daily Racing Form, Inc.



O. HENRY HOUSE WEST
BANNING, CALIFORNIA



INLAND EMPIRE INSTITUTE

The Follow Up editorial offices are
located at:

1215 Alma St.
Glendale, CA 91202
(818) 546-8978

Please address all correspondence in response to any article or to express any opinions to this address. If you wish to submit material for consideration or wish a reply, please include a self-addressed, stamped envelope.

Richard Schmidt
Editor

The Inland Empire Institute is
located at:

1390 E. 6th St. #5
Beaumont, CA 92223
(714) 845-5907

Please address any questions or comments you wish to make directly to Dr. Sartin to this address. Please include a self-addressed, stamped envelope if you wish a personal reply. Any books, manuals or computer programs should be ordered directly from the Institute.

Howard G. Sartin, PhD
Founder and Chairman of the Board

As many of you have noticed, we are running late with this issue of The Follow Up. Though PIRCO is a multi-faceted organization with many diverse personalities each adding their own unique essence to the mix, we are still also very much a one man show. When Howard stops, to a certain extent PIRCO stops. For the past few weeks, Howard has been undergoing a battery of tests, and by the time you read this will have had semi-major surgery.

Because of the distractions of going to doctors, as well as the physical and mental debilitation of a serious illness, his contributions to The Follow Up, always the core of each issue, have been delayed. The other PIRCO Charter members have chipped in with articles to take some of the load off Howard, and we hope that all will be back to normal by next issue.

We understand that it is human nature to be both concerned and curious about the illnesses of those we care about, but we ask you to remember that over 800 people will be reading this. Please do not call or bother the office staff or attempt to call Howard or Mary at home. Even the best intentioned call can be intensely annoying to someone recovering from surgery, especially if it is the 30th of the day. Howard has also asked that you not send flowers, candy etc. as he is quite sure that he will be fine, and has no intention of letting illness get in the way of what he wants to accomplish. He is still planning to lead the troops to Saratoga.

However, I would like to ask you to please take it easy on him for the next couple of months and not bury him with your problems. Until he is 100%, please refer your problems to the PIRCO Charter members nearest you. Jim Bradshaw will be manning "Dial-A-Hat" at (918) 627-7161, and I am available most days and evenings at (818) 546-8978. Those who are having problems with the ENERGY! program and want a detailed analysis of several races are asked to contact Michael Pizzolla at 333 E. 90th #4-H, New York, NY 10128. Michael asks that you include a blank audio cassette for his answers.

We have all over the years come to consider PIRCO as a part of the family, a big friendly family that talks about horses a lot. It is a shock when "Dad" gets sick. I'm sure you'll join me in hoping that Howard is back to normal as soon as possible. I'm sure he'd like to know that you're thinking of him. Cards and letters should be sent to the Institute office. I doubt that he'll have time to answer each one, but I know that they will cheer him up.

Thank you for your patience and understanding.





A NOTE FROM THE PUBLISHER.

PLAYING THE FREE-FOLLOW-UP GAME OF "HELPLESS"

The Follow Up journal got its name from the practice we began when we went public in 1981. We afforded each client the opportunity to obtain free help with their Methodology handicapping problems via mail or phone. We stipulated that clients send no more than three losing races with their pace-lines underlined; include their readouts AND results charts so we could evaluate the odds and the ultimate value of our responses. The free Follow Up was designed to provide back up support to those whose perception of our written material was vague or needed augmenting through an analysis of specific procedures.

About two thirds of our clients accepted it as such and complied with the prescribed follow up rules. The other 33% regaled us with subjective values denouncing our concepts; pointing out spelling and/or numerical errors, typos, etc. Many spent hours of research to show that our numbers were off by from .04 to .16. This 33% has been reduced to about 10% over the years but we still have some clients who get more kick out of criticizing factors that have little to do with success or failure at the races, than they would from winning.

While the number of people seriously seeking follow-up HELP has diminished, their principle problem has NOT. That problem, as perceived by clients, is narrowing the field to seldom more than five contenders and selecting appropriate pace lines. Note that I said "Appropriate" not RIGHT! In most contender's past performances we will find MORE than ONE line which is predictive of that animals performance today.

Jim "The Hat" Bradshaw added a new dimension to our free Follow-Up service when he took on the "Dial A Hat" phone service. No one I have ever met in ANY field, including the healing arts, has ever been more true a cause than Jimmy has through "Dial A Hat." He receives from 20 to 40 calls a day (when he's not at the races or doing a seminar) and answers each one succinctly and to the clients satisfaction. A majority of the calls genuinely seek assistance in specific areas BUT, of late, all too many are directed at Contender

and Pace line selection. Jimmy requests that these folks send him some races they've done and lost. Many times when he gets them, he finds the client has used from SEVEN TO NINE CONTENDERS in each race and complain that their third and fourth "choices" are winning. Jimmy's answer to this persistent refusal to adhere to our contender/match up procedures is in the 1989 ALBANY/SARATOGA manual and will be reproduced in the next Follow Up.

The chief reason clients have for using so many contenders is that they regard a horse race like a roulette wheel. On the wheel EVERY NUMBER, including 0 and 00, has a one in 38 chance of receiving the bouncing ball. In a horse race this IS NOT TRUE! If you cannot accept this fact one should abandon horses and play roulette!

The fact is that 87% of the time only about THREE contenders have a chance of winning the race. The other 13% of the races are marginally playable to all but advanced clients and are usually eschewed by even Pirco Charter members with conservative tendencies. The reason we offer a latitude of FIVE contenders is for inclusion of the PLACE horse, which offers a wider range of profit potential.

In the past few months the Institute has conducted a series of five trackside seminars encompassing the length and breadth of the United States: Santa Anita, (Los Angeles) Longacres, (Seattle) Monmouth, (New Jersey) AKSARBEN, (Omaha Neb.) and ARLINGTON (Chicago). We handicapped and invested in virtually EVERY NON-MAIDEN race. A total of 14 racing days counting the extra days that the "Hat" and I stayed over to work with clients. In those 14 days of racing we flat out had 13 days of winning 70% or better. One Day, in Omaha, we lost three in a row and most attendees only broke even or even lost a few dollars.

The old hands, led by Elton Smith, made money that day because of bet sizing and ignoring what they considered non-playable races. Dave Lewis, of Denver, thought it was a sensational day. He won a \$920 trifecta. He got the high paying WINNER in that trifecta by properly applying APV. The show horse he got through proper 3rd fraction evaluation. Overall, handicapping with teaching member Tom Renner, he won 18 of 25 races in the three days he was with us in Omaha.

Copping out of handicapping certain races by designating them as non playable is foreign to my philosophy, as it is to Jim "The Hat's." As a result we failed to produce a desired proficiency on that ONE day in fourteen.

In those fourteen days we applied a SINGLE, unaltered procedure for picking pace-lines and contenders. In a total of 90 races at five distinctly different types of tracks, we FAILED to include the winner in our FIVE designated contenders per race a total of only SIX TIMES (3 in one day). That's a inclusion percentage of 94% Of the 90 races handicapped our top TWO choices won 65 for a net win percentage of 72%. And that was SELECTING EVERY NON-MAIDEN RACE on every card! NO COP OUTS!

What procedure did we use for contender and pace line selection?

ONE...and ONE only. (Call it a rule if you like.) It is a FOUR STEP procedure we used unequivocally and without exception! For ALL HORSES in the race apply the following:

- 1: A.P.V./Class rating.
- 2: O, + and @.
- 3: E.S.P.
- 4: P.B.S. Analysis.

That's it. PERIOD! Failing to apply these four steps is counter Methodology. All additional steps, counterproductive. Clients who fail to follow this procedure and as for free help will be reminded at future help will be forthcoming ONLY to those who DO follow this procedure. All too many of you are discounting these procedures in favor of something you read in a book by some so-called expert. (Editor's Note: For a complete discussion on this procedure, see the article in this issue on Picking Contenders.)

We make ONE EXCEPTION to this: If YOU are winning 70% or better doing it YOUR WAY, you can employ any damned procedure you like. In fact, if you wish to give lessons, I'll buy them. I'll take any amount of criticism or suggested adaptations from a WINNER. Not from a LOSER. So until you're winning I strongly urge you to comply with proven winning procedures.

Here is a simple procedure that will open your eyes to your hidden potential in evaluating races and in predicting winners. It's an insight/intuition exercise that has produced amazing results for all who have taken it under MY direction. In Employing it under you OWN DIRECTION you must be as stringent in applying the rules as you would were I supervision you. It's entitled, YOU CALL THE RACE. To date, under clinical testing procedures 15% of each audience has blocked. In other, words, refused to take the test. Of the remaining 85%, 67% have included the winner AND the place horse in their top 5 (Most only end up by doing 4 horses) 68% of the time. At Huey Mahl's July Length Variant Seminar in Las Vegas, 71% of the ENTIRE GROUP had the Winner and Place horse in their TOP THREE! However, I gave them a race with only six entrants showing.

Do this exercise over and over on RACES YET TO BE RUN ONLY! No back races. You will be astounded at the growing number of winners and place horses you will predict using Eyeball SCAN ALONE!

YOU CALL THE RACE

A handicapping analysis and match-up technique using the most formidable computer program of all:

EYEBALL SCAN

We first tried this procedure at a Beaumont Clinic dedicated to Win Therapy. Persons who had convinced themselves they had little cognisance or insight into how a race would be run, found themselves exceeding in an area where they thought they were inadequate.


For those who beg for RULES, THIS procedure has some:

- 1 - You MUST do this BEFORE the race, with NO knowlege of the results.
- 2 - Allow yourself just 6 MINUTES for pre-race notations and analysis.
- 3 - Now, out-loud, just like your favorite track announcer, CALL THE RACE from starting gate to wire. Include as many as the top 5 by position at each call, including the stretch. Some will be able to get it down to four, then Three, as your skills improve.
- 4- Allow yourself NO longer than THREE TIMES the actual running time of the race to make your position calls and to fill out the form.
i.e. A six furlong race with a projected running time of 1:12 should take NO MORE than THREE MINUTES and 36 seconds
- 5- When your time is up STOP. Seek improvements in subsequent races.
- 6- TIME yourself exactly. Do not Fudge.
Soon you'll be able to CALL THE RACE in just a little over the time it takes to run. Allowing for your having to write down your observations. (even as your track annqncer does.)

THE OBJECT: Get the WINNER and ultimately the PLACE horse in your FINAL TOP 5.

Please send us some filled out forms for review
Note the results.

INLAND EMPIRE INSTITUTE
1390 East Sixth Street Suite 88
Beaumont, California 92223



An Exercise in Intuition & Insight Training



YOU Call the Race

Xerox enough copies for frequent use. As your skills
with this exercise improve you'll find your win pro-
ficiency increasing DRAMATICALLY!

INLAND EMPIRE INSTITUTE

HANDICAPPING EXERCISE

RACE # _____

From the Gate:

1. _____
2. _____
3. _____
4. _____
5. _____

First Call:

1. _____
2. _____
3. _____
4. _____
5. _____

Second Call:

1. _____
2. _____
3. _____
4. _____
5. _____

Stretch Call:

1. _____
2. _____
3. _____
4. _____
5. _____

Final Call:

1. _____
2. _____
3. _____
4. _____

YOU CALL THE RACE!

RACE # _____

From the Gate:

1. _____
2. _____
3. _____
4. _____
5. _____

First Call:

1. _____
2. _____
3. _____
4. _____
5. _____

Second Call:

1. _____
2. _____
3. _____
4. _____
5. _____

Stretch Call:

1. _____
2. _____
3. _____
4. _____
5. _____

Final Call:

1. _____
2. _____
3. _____
4. _____

ENERGY! TM

We now have almost ten percent of our clients using the new, advanced ENERGY! (TM) program. Copyrighted, patented and trademarked. AND expensive. Many of you have heard about the wondrous results others are getting with this 21st century approach. You want in.

However, most of you are not ready. It requires a personal evaluation of your Attitude, NOT your skills, by myself or Jim Bradshaw. With a growing base of highly successful ENERGY! users to assist us in teaching and supervising potential new users, we can expand of the current number, but SLOWLY.

To satisfy the ongoing needs of ENERGY! users, we will devote a part of The Follow Up every issue to ENERGY!. If you are interested, we require a personal interview to determine your eligibility. We turn down about 65% of the requests we get. Here is one such turn down of a person with an unrealistic attitude who requested ENERGY!

* * * * *

Dear -----

Sorry that you missed Chicago. We faced a difficult card but managed to give the attendees 6 winners in 8 races.

Energy is the ultimate handicapping weapon to date. But if one cannot narrow the contenders in a field down to the five logical in-the-money candidates, it will produce no better results than what you are now using. I feel that is it essential for you to take a long look at your true goals. If you decide that handicapping is the field you wish to master, then stop playing the game of "helpless" and begin your mastery. Reread your manuals on contender and pace line selection. Learn the essence of the match-up. In other words, go to work just as you went to work in earning your teaching credentials.

"Do me something" is a game for non effectual people. Be effectual. Start winning. Quit whining. It is being done every day by people with half your brains. Use those brains. Start with the exercise in the enclosed Las Vegas Manual - starting on page 107. Do it before the fact, race after race until you have the winner and place horse in your final four 85% of the time. Others are doing this with amazing success. So can you if you truly WANT to. When you have successfully applied this exercise 100 times we'll talk more about advanced programs.

Best,

Sartin

The Editor's Column

by Dick Schmidt

As Howard mentions in this issue, the group testing ENERGY! has grown in recent months to include almost 10% of our clients. Originally, it was our intention to limit the number to a select few scattered throughout the country and carefully analyze their results at as many tracks as possible before any widespread release. However, news of the fantastic results being achieved by users spread, and for the past few months many clients have been clamoring for a chance to try ENERGY!.

ENERGY! is nearing completion. Even as I write, our programming elves are hard at work in Tulsa putting the finishing touches on the program. A (hopefully) final version should be ready in the fall, followed by a complete manual. For the time being, access to the ENERGY! program is on an individual case by case basis until a support structure is in place, but as more clients see the program in action, the number of users is bound to grow. It is truly a breakthrough program, promising to advance handicapping further than anything has since the original Phase III program was perfected. ENERGY! is even more revolutionary than Ultra-Scan, and promises to be the benchmark against which all else in handicapping is compared.

In response to the growing number of those using ENERGY!, and to prepare the rest of us for the future, The Follow Up will start a regular feature on the ENERGY! program in each issue. It has been pointed out to me that The Follow Up has slighted Ultra-Scan users in the past, rarely mentioning the program or its special features and problems. I can only reply by saying that Ultra-Scan, as well as several other promising programs, was buried by the Synergism landslide, and today only a few clients are still using it. I can promise that the same will not happen with ENERGY!.

On the other hand, we will not forget those who chose to stay with the more logical, linear type of handicapping represented by Phase III and Synergism. And of course, the work of qualifying contenders and picking pace lines goes on no matter what program you are using. As sophisticated as ENERGY! is, it remains true that 90% of your work should be done before you turn your computer on.

Right now, the Methodology is in a state of flux, with monumental changes going on. Our whole outlook on handicapping is moving to a much more non-linear, non-traditional position. It has happened before, and doubtless will happen again in a couple of years. When I first joined PIRCO, it was pretty well split between those who used and liked Phase III and the new wave of Ultra-Scan users. Today, both programs have been more or less left behind by Synergism II, which combines aspects of both.

This is not a destructive process, though it can be a confusing one. Cries of "Which program is BEST?" will echo across the land.

Eventually, just when we are all getting comfortable with our choices, Doc and Jim will spring Deceleration on us. Such is the rocky road to the future we have all chosen to take. As far as ENERGY! is concerned, the future starts with this issue.

In the past three years, Jim Bradshaw has produced at least 200 different versions of ENERGY!, each representing a small step towards perfection. We may never reach perfection, but we're closer than we were three years ago. Michael Pizzolla and I were the first clients to ever use the ENERGY! program, and we have both struggled with it and fought it. Michael struggled more than any other user, losing bankrolls with it, cursing it, abandoning it, then taking it back, improving it and finally mastering it. Today he is the most advanced user of the ENERGY! program, and it is fitting that after all his trials he should be the one to officially introduce and describe it to you. He earned the privilege.

* * * * *

We are fast approaching the end of our third year of publishing The Follow Up. How time flies. It was always intended as a way of keeping in contact with our far flung clientele, not as a profit making contrivance. To this end, we have not raised our prices in three years, despite two increases in our printing costs and a major cost increase from the Post Office. Unfortunately, we are again facing a major rise in printing costs, paper costs and mailing preparation fees. Therefore, we are forced to bow to reality and raise our prices by \$1.00 an issue.

Starting with issue 19, which will be out in January, 1990, the cost of a subscription to The Follow Up will be \$72 a year. We will stay with the same 6 issues per year. First class postage will increase to \$2.50 per issue, as I now have to pay to have it prepared. There are just too many for me to do it by myself as I used to, and we are currently losing money on this operation as well. Also, from now on, all Canadian subscriptions will require payment of first class postage, as the Post Office will not deliver third class mail out of the U.S. Those of you who have paid for subscriptions that continue on past issue 18 will continue to receive the remainder of your subscription at the old price. However, all new subscriptions and renewals will be at the new price.

We're sorry about this increase, and hope that The Follow Up is valuable enough to all of you to justify it. We will attempt to maintain our high standards and continue to bring you whatever you need to win; both at thoroughbred handicapping and at life.

The Enlightenment of the Parimutuel Investor:

The Journey from Velocity to ENERGY!

by Michael Pizzolla

" . . . from darkness lead us to light:
from unhappiness to bliss:
from ignorance to enlightenment."
- Katha Upanishad

The ENERGY! program is not merely a different program or a reworking or recompounding of incremental velocity measurements. Those of you fortunate enough to be working with, testing, or investing with the ENERGY! program have, no doubt, an idea of the power of the program. It is precisely because the program eschews the use of velocity that it works. For the last five years, in every serious conversation that I've had with Howard about the future direction of the Methodology, he has reechoed these themes: 1) velocity is dead; 2) future programs of the Methodology will focus on energy relationships and deceleration; and 3) such insights, along with the new language which evolves with them will be necessary for those who are serious about deriving an income from parimutuel investing.

During the past few years, Howard has introduced these ideas in the context of the Sartin Methodology. As you might imagine, such revolutionary concepts have been met with a certain amount of derision. The supposed cognoscenti shook their heads and grinned the insipid grin of the terminally resistant. Even among the inner circle of PIRCO experts, there were a few raised eyebrows and expressions of doubt concerning these concepts.

Leaving the security blanket of velocity and the familiar readouts of Phase III has been traumatic, cathartic and ultimately rewarding for virtually everyone who has dared make the step into the future. The journey has not, in all cases, been smooth. From my personal experience, I can tell you that I have had moments of doubts, of longing for the old ways. This has been doubly difficult for me since, as a Charter Member, I have been charged with the responsibility of being conversant with all of the programs and procedures of the Methodology. Developing shortcuts, such as projecting a reasonable pace for the race (my "fulcrum" concept) and the development of PBS numbers has proven helpful for those struggling with contender selection and a rudimentary understanding of the effect of the pace of the race. They were not meant to supplant the more refined, the more esoteric work of the Methodology.

Despite the many caveats in my article on PBS in The Follow Up, I have gotten reports of people using them exclusively for contender selection and even betting on the top two PBS numbers as their selections. For those doing so, I wish you well, but do not think for a moment that you are employing the Sartin Methodology. Similarly, Tom Hambleton has reawakened interest in the importance of the third fraction. However, his rankings were never meant to stand alone or be used to the exclusion of the other aspects of the Methodology. To the extent that clients have used the pace Match-Up, PBS numbers and third fraction ratings to supplant a firm understanding of the Methodology, these techniques represent a giant step backwards.

This brings us to the central point of all of this: from where has the Methodology come, to where is it heading, and where does ENERGY! fit in? To answer this, I'd like to go a little far afield and talk a bit about the classical description of the seven states of consciousness which describe the journey of the individual from the darkness of suffering to the awakened state of full enlistment, where the individual is using 100% of his mental potential instead of the typical 5 to 10% estimated by modern psychologists. If you will bear with me, I think the parallels are striking.

The first three states of consciousness are those with which we are most familiar: sleeping, dreaming and waking. The fourth is the state of transcendence which is beyond those three. This state, the state of restful alertness where the mind is completely awake and the body is more rested than the deepest point of deep sleep, is achieved in meditation. This is where the term Transcendental Meditation comes from. TM is a technique which affords access to this fourth state of consciousness.

After repeated exposure of the nervous system to the fourth state of consciousness, that state of expanded consciousness begins to permeate the fields of sleeping, waking and dreaming so that it is no longer transcendental, but now coexists along with the other three. For that reason, the fifth state of consciousness is known as cosmic, or all inclusive, consciousness. After the nervous system has achieved this style of functioning, the next stage involves refining the machinery of perception. This sixth state of refined, all inclusive consciousness gives way in time to the seventh state of unity consciousness in which all things are integrated and there is no longer a felt separation between the self and the environment.

You may wonder what this has to do the Methodology. I have been struck with the remarkable similarity in the progression of the concepts of the Methodology with the seven states of consciousness. Phase I of the Methodology dealt with the raw fractions, with numbers such as $22 \frac{3}{5}$, $24 \frac{2}{5}$ and 25 flat to describe the incremental fractions in a six furlong paceline. From the perspective of the point to which the Methodology has currently evolved, I think this phase can be likened to the sleep state of consciousness. PBS numbers, raw third fraction ratings, and the like belong in these dark ages.

Phase II was an attempt to refine these measurements by using feet per second. We talked about fractions of 58.41, 54.10 and 51.56 for example. This was closer, but as in dreaming, not always reflective of reality. The jump to waking state of consciousness was made in Phase III, which involved compounding the fractional velocities to usable, predictable variables, such as Early Pace, Sustained Pace and Factor W. This compounding, which in itself lessened the importance of structural and surface variants, along with a set of mathematically correct values for the distance in feet for beaten lengths, and the addition of Percent Early (the first expression of energy relationships) made Phase III a viable, profitable approach for those willing to use it carefully. Waking state, 63% winners, had been achieved.

It was not until the examination of percentile relationships between the pace of horses and the pace of the race they ran in that the first "transcendental" readouts of the Methodology were available. Ultra Scan, a sometimes maligned program, marked a truly radical step. It was Howard's first step away from velocity and into percentile relationships. Thus, a horse who wired a field in slow time would receive a high rating because the relationship between the horse's pace and the pace of the race was 100%. I think this is analogous to the fourth, or transcendental, state of consciousness. The word transcendental comes from the Latin transcere, which means to go beyond. The percentile readouts of Ultra Scan were truly beyond those of velocity, since the rate of velocity was used only in determining how competitive a horse was against the pace of its race.

It was this breakthrough which has given rise to the more advanced phases of the Methodology, just as exposure to the fourth state of consciousness in meditation gives rise to higher states of consciousness in the human nervous system. Much of the discontent of Ultra Scan came from two sources: those who continued to put slow horses into their computer, and those so fixed in their position about velocity that they were unable to appreciate the elegance and effectiveness of Ultra Scan. Before ENERGY!, Ultra Scan was, in my opinion, the most significant program offered by Dr. Sartin.

However, despite the advance which Ultra Scan represented, there was a real drawback; the problem of slow horses. Many of the techniques of the Match-Up were designed in direct response to clients who were having difficulty with the Phase I aspect of the Methodology and were considering slow horses as true win contenders. To the extent that these techniques were helpful to our understanding, they are great successes. Some clients became so proficient with just these techniques, however, that they lost their focus which should have been on most refined aspects of the Methodology. The question remained: could a program be developed which used the radical understanding of Ultra Scan, yet remain sensitive enough to the crude velocity issues in a race?

The answer, after years of Herculean effort by Howard and Jim Bradshaw, after countless hours of long distance telephone calls, after thousands of dollars of research and development costs, and

after thousands of races analyzed by the stalwart group of testers, the answer is YES! ENERGY! is an enlightened program in that insights necessary from velocity coexist with the percentile relationships of Ultra Scan. Instead of making adjustments in comparison to some arbitrary standard, ENERGY! will make adjustments based on the "dream race" of the contenders, as well as their total energy. These are the most accurate, reality-based adjustments extant. They allow some remarkably predictive readouts.

One group of readouts in particular, Early and Sustained Match-Up Variegates (Emuv and Smuv), plus the Ultimate Energy Recovery (uXr), have proven so predictive that Howard has said that there is nothing else in any other program that can equal the power of these readouts. The Variegation, or coloring of a race (i.e. predicting how the race will run) can be determined accurately based on the ENERGY! adjustments and the MUV values. Such information is invaluable in determining when a race is likely to supersede the limits of your track profile because the composition of a given race imposes its own requirements. The value of Percent Median, which has now superseded Percent Early in all our programs, allows unparalleled accuracy in determining a horse's Energy expenditure pattern and a track's requirements. ENERGY!, the Methodology's Phase V, is parallel to the fifth state of consciousness in that it is inclusive of all the other phases of the Methodology.

Although we really haven't started on Phases 6 and 7 yet, here is a preview of what to expect sometime in the 1990's. Phase VI, like the sixth state of consciousness, will be marked by refined perception. This will be achieved in part by examining ENERGY!'s measurement of a horse's deceleration, balanced with it's Energy exertion. The seventh phase will mark a synthesis, or unification, of all the previous six phases in a manner such that the whole is greater than the sum of the parts and the understanding of the whole process of handicapping and parimutuel investing is seamless.

For now, ENERGY! still represents the future for most of us. Those who chose to continue our journey into the future with PIRCO can look forward to more and more powerful programs, each requiring that we not only learn the new, but that we also forget the old. ENERGY! is only the first step.

Professional Level Parimutuel Investing

by Dick Schmidt

I find it both startling and sad that there are many people in PIRCO who are better handicappers than I am, yet who don't approach earning the amount of money I manage to make at the track. It is so tempting to believe that once you learn to handicap, you will be a winner, but reality can be different. The truth is that very few bettors, in or out of PIRCO, have a professional attitude towards investing at the track.

Men and women who would shop all over town to get the best rate on a bank account or loan seem to lose all power of rational decision making when they get in line to make a bet. At our recent Trackside Clinic at Santa Anita I saw several disturbing examples of this. On both Saturday and Sunday, I spent a lot of time chatting with clients about the card and how they were going to play each race. Their handicapping was generally excellent, but very few of them seemed to have any sort of a betting plan.

My personal experience at the Clinic was a study in contrasts. On Saturday, I had one of the best days I have ever had at a racetrack. I took a \$400 bankroll and ran it to over \$1,600. Every decision I made was perfect. Sunday I returned to earth. On Sunday, it seemed every decision I made was wrong. I lost a photo by 4 inches, bet win when I should have been betting show, show when I should have had the winner. A tough day for me, though many of the clients had much better days on Sunday than they did on Saturday. Jim Bradshaw did "OK" on Saturday, but swept the card on Sunday. It wasn't the races, it was me.

OK, I can accept that. Some days things just don't work out. I was tired and short on sleep. Anyway, let's get back to decision making and betting: on Saturday, the PIRCO Charter members went over the races with the group prior to the races and it seemed that every call we made was right. Our analysis of the first race was tossed out the window when our pacesetter and the most sustained horse in the race were both late scratches, but we hit the next 6 non-maiden races in a row. The daily triple was easily gettable with a \$12 ticket, and quite a few of the folks I was sitting with had it.

Unfortunately for a lot of bankrolls, the one race we really blew was the ninth. A clean miss. Our two prime horses, the ones we thought had the best shot in the race, didn't hit the board. OK, again I can live with that. Win six, lose one. Seems about right to me. Unfortunately, many people were so cocky by that time that they forgot any semblance of money management and became plungers. Two clients who were sitting a few rows in front of me were ahead about \$600 and \$700 dollars respectively when we all headed down to bet the ninth. Our top pick in the race was holding at 16 to 1, and we were all hopeful of getting rich. They each bet over half their profits from the day on the race. I bet \$90.

They each went home with much less to show for their efforts than they should have. They had earned quite a bit of money, then tossed

it away in a fit of greed and impulse. Now, fast forward with me to Sunday. As I said, a tough day for me, and also for a group I spent some time with. (I hope it wasn't my influence!) We had just lost the 6th race to a horse that looked like it didn't belong on a racetrack, thus eliminating us from the daily triple as well. Due to a prior commitment, I was going to leave after the next race. At this point, after saving myself with a couple of show bets, and scrambling to make a profit any way I could, I was still down about \$130.

As I began to go over my figures for the 7th race, one of the clients at the table began to complain that the track had changed, that he couldn't figure out what was happening and that he felt the best thing to do was to stop playing. Almost at once, the rest of the table agreed with him. Yes sir, the wisest thing to do is to stop when you can't figure out what's going on. I finished my review and began to fill out my betting machine cards for the race. When several people, all of whom knew I was not having a good day, expressed surprise that I was still going to play, I merely told them that I thought the race was perfectly playable and could see no reason to pass.

Thanks to a compelling argument by Michael Pizzolla for the horse that eventually ran second, I wound up not only with the winner, but the exacta as well. I made my usual bets, and finished the day with about a \$45 profit. Not my most triumphant day, but a nice comeback. When I left, my companions at the table were planning exacta strategies for the ninth race, which we had all agreed was unplayable earlier in the day.

The point I'm trying to make is that it doesn't matter what kind of day, or cycle or week you're having; you should bet each race in a professional manner. If you're doing great, don't start spending like a sailor on leave, throwing money at every horse who strikes your fancy. On the other hand, if you've lost two or three in a row, you still have to be able to step up to the window and pull the trigger. Make your full bet.

In a former life, I used to hang around with a bunch of life insurance salesmen. (It wasn't as bad as it sounds. Really.) They were quite fond of putting up little signs that said things like: "Today is the first day of the rest of your life;" or "Now is the time to start making your first million." Stuff like that. There was one old timer who had a sign over his desk that looked like Ben Franklin printed it. Tatty. It said: "Plan your work, then work your plan." Not too inspirational, but he claimed that it was the basis of his whole career. He had developed a simple plan the first month he was with the company and thirty years he was still working at it. Since he was making \$700,000 a year, he saw little need to change it.

I have a great deal of respect for those men and women. They faced many of the same challenges that we do as professional handicappers. They got up each morning not knowing if they were going to make anything that day, or if the day would be a complete bust. Many times they went for a week or longer without making a dime, but every day they kept at it. The good ones had a plan, and until they

were absolutely convinced that there was something better, they just kept working that plan. They kept making calls, setting appointments. They had enough confidence in themselves that they were sure that they would pull out of a bad patch.

I try to pattern my behavior at the track after those salesmen whom I admired. I plan my betting, then I follow my plan. It sounds simple, but I think it is one of the prime secrets to success in handicapping.

I was recently sitting with a new client in the infield at Santa Anita. Again, I had told him that I had to leave after the 7th race to pick up Max, and that I hadn't had time to handicap either the 8th or 9th races. We both won bets on the 7th. As the prices came up on the board, I recorded my winnings in my record book as always. My final step in this process is to compute my next bet while I have my calculator turned on. When this client saw me enter my next bet, he asked me if I had changed my mind about betting the 8th or 9th races. Nope. Then how in the world could I know what my next bet would be before I had even seen the Racing Form for the next day? Easy, I told him. My bet is always the same; no ups, no extras.

I can literally tell you what I will bet in the first race I play the next day before I even buy a Form. I can't tell you for sure which race it will be, but its always one of the first two or three. I don't pass that many. To me, this is part of being a professional. A pro doesn't panic and stop betting just because he's lost a race or two. He doesn't cut his bet because he sees that his horse is 40 to 1. He doesn't start betting 40% of bank just because he's up a few hundred dollars for the day. The professional has a plan, and he follows it.

There is a time and place for creativity and inspiration in our business, but the betting line is not it. One PIRCO Charter member told me recently that he had spent half an hour planning how to bet a race he particularly liked, then at the window tossed it all aside and bet like a dummy. He still won money, but it cost him several hundred dollars. My advice, when he asked for it, was to never make a betting decision standing up. I used to always write my bets in my program before I got up to go to the window. I started because I have such a bad memory, but I continue because it keeps me from last minute panics. Now I use the automatic betting machines and fill out a card before I leave my seat. If I don't have time to calmly fill out a card, then I don't have time to bet the race. Rushing is death to the bankroll.

What you want to do is calmly and rationally decide which horses or combinations of horses deserve a bet in the race, write down your selections, and then go make the bets. Never deviate, no matter who touts you in a different direction. This won't make you a better handicapper, but it will make sure that you are able to take advantage of your skills and be rewarded for every right decision you make.

See you in line. I'll be the calm one with the betting machine cards.

DICK SCHMIDT'S AUTHORITARIAN MONEY MANAGEMENT PLAN

- 1) Start with a bankroll of \$200. No more, no less. (OK, if this is more than you have, you can use less, but never more.) Even if you're a "big-time, serious" player for whom \$200 is "chump change;" this is the place to start. Either your bank will grow to where you want it to be, or you don't want to be betting much anyway. Think about it.
- 2) Bet 5% of bank, split between two horses. Split your bet 60% - 40% or use a dutching program. Make only win bets. No exactas, no daily doubles, no triples, no nuttin. WIN.
- 3) When you have doubled your bank to \$400, take \$100 in profit and start betting 7.5% of bank, split between two horses to win.
- 4) When you have doubled the bank again (to \$600), take a \$200 profit (or start an exacta bank) and start betting 10% of bank. Set a goal for yourself and take a regular profit. What Huey Mahl calls a "spike."
- 5) Any bets other than win bets are to be taken from a separate bankroll. Once a bankroll is started, never add any money to it! If you need to add money, you don't want to be betting that way. Make each bankroll, each type of bet, pay its own way.
- 6) Keep careful and complete records of every dime you bet at the track. If you're not willing to do this, forget everything I have said and keep on losing.

I have printed similar plans before, in the Beginners Column and in a manual or two. I have always suggested that you just give it a try for a couple of hundred races and see if it doesn't work for you. It isn't a requirement to winning (as far as I know, the only other PIRCO Charter members to practice this kind of disciplined money management are Bert Mayne and Tom Brohamer. God knows Howard doesn't), but if you aren't satisfied with your current track performance, then ask yourself if you don't want to try a proven winning betting system. One that has changed several people who tried it into winners. I think once you get used to it, you'll never go back.



Money Management



by Dan Doran

One of the goals of PIRCO and The Follow Up is to serve as a communication medium to support us, the clients, in better achieving our goals in the arena of parimutuel investments. To this end, it is incumbent upon us to strive to clarify our language within our own ranks for the purpose of enhancing the communication process. The inherent implication herein is that we will probably be forced to leave behind the masses and their "hossy sayings" as we forge new, more accurate forms of expression.

Both Doc and Huey Mahl have expounded on this point in the past, and anyone who has been exposed to ENERGY! (easily the most brilliant work in handicapping ever) has seen that we do indeed have many new and, at first glance, seemingly odd terms, such as Variegate, Paragon, Muv, Uxr, etc. After careful consideration and repeated use, one concludes that these terms quite accurately and succinctly describe the new, exciting frontier that we are exploring together. The need for this new lingo clearly exists, and is being appropriately addressed. Bit by bit, old, tired, out-dated "hossy sayings" are being replaced by these more accurate terms.

Another such dated expression I would urge you to delete from your vocabulary is Return on Investment (R.O.I.). It is a term borrowed from the field of finance that fits better in the financial world than it does in ours. As dedicated proportional bettors, we in the Methodology should be working out of a specific bank, and betting a specific percentage (for example 10%) of that bank. Therefore, it makes much more sense, and is a much more accurate form of communication to speak in terms of percent interest relative to one's bank.

For example, if you tell me that this past week you had an R.O.I. of 1.5, I have no way of knowing how much money you made (the ultimate measurement) unless I also know how many races you played and how much you bet in total. You may have played only two races and bet only four dollars, or you might have bet 30 races at \$200.00 each. Conversely, if you tell me that you experienced a growth of 120% interest on your original bankroll of \$300, I can instantly ascertain that you made a profit of \$360 ($\$300 \times 120\% = \360). The number of bets that you made and the total amount that you bet is irrelevant. The key is your percent interest.

A second and more serious drawback to using R.O.I. is the way most people calculate their average payoff (or yield per bet). From what I have observed, it appears that most people simply add up the winning mutuels and divide by the number of winners and call this result their average mutuel. This is erroneous unless they are splitting their bets 50/50.

Furthermore, this average is still expressed as a \$2 mutuel and the Kelly Criterion requires three inputs: wins, losses and average payoff to \$1.00. As dedicated proportional bettors, we need to think in terms of payoffs to \$1.00. This is the way that odds are expressed in the results charts. This takes a little getting used to. However, unless you properly calculate your yield on each individual race, and express it in odds to \$1.00, your results will be inaccurate. To calculate your yield, use the following simple equation:

Where Y = Yield

O = Odds of winner (expressed to \$1.00)

WB = Winning bet

LB = Losing bet

TB = Total bet

$$Y = \frac{(O \times WB) - LB}{TB}$$

That is, you multiply the win odds by the amount bet on that horse, and subtract the amount of the losing bet. This quantity is then divided by the total amount bet. For example, assume you have a race in which your two horses display win odds on the tote board of 4/1 and 6/1, and the 4/1 horse wins. Lets look at four /possible betting scenarios and their respective returns expressed in odds to \$1.00. See how much they vary based upon the way one bets.

True Dutch = Win bets of \$17 and \$13 respectively.

$$\text{Yield} = \frac{(17 \times 4) - 13}{30} = \$1.83$$

60/40 Split = Win bets of \$18 and \$12 respectively.

$$\text{Yield} = \frac{(18 \times 4) - 12}{30} = \$2.00$$

50/50 Split = Win bets of \$15 and \$15 respectively.

$$\text{Yield} = \frac{(15 \times 4) - 15}{30} = \$1.50$$

40/60 Split = Win bets of \$12 and \$18 respectively.

$$\text{Yield} = \frac{(12 \times 4) - 18}{30} = \$1.00$$

Four slightly different betting strategies with four distinctly different yields. This example considers only one winning bet. Imagine the large variance over a twenty race cycle, or a group of twenty race cycles. As long as you calculate your individual yield on each bet properly, you can still express it as a \$2.00 payoff if that makes you feel comfortable (e.g. an average payoff of \$9.40, versus \$1.35). Just realize that in order to calculate your percent Kelly advantage, you will have to first translate it back to a payoff to \$1.00.

For starters, recheck a few of your old twenty race cycles to verify that you calculated the average payoff correctly by first checking each individual bet for proper yield. If no, recalculate them. Then convert these payoffs to \$1.00 and compare your new percent interest to your old R.O.I. and see which one gives you a clearer picture of your success. See if you can be the first on your block to hold your head high as you report 65% winners at an average payoff of \$1.80. By the way, this may not sound like much if you are used to talking in \$2.00 mutuels, but in a twenty race cycle, properly dutched and betting 10% of bank, this equals 311% interest! Check it out . . .

* * * * *

Editor's note:

I have been to the track with many of the "big names" in handicapping, and spoken with most of the rest. I have yet to encounter a successful, professional (money making) handicapper who didn't keep through records. On the other hand, I have never encountered casually at the track anyone who kept even the most haphazard betting records.

Knowing your performance and how your track is running is essential to winning. Winners aren't afraid to confront their own shortcomings and struggle to overcome them. I used to tell people that they didn't have to show their records to anyone, thinking that this would make it easier for them to overcome their reluctance in this area. I now realize that the one person they are trying to keep most in the dark about their performance is themselves.

Winners keep records.

The Psychology of Winning

by Howard G. Sartin, Ph.D.

The response was slow at first. Then it came like a tidal wave. I'm speaking of your response to the exercise we gave you in Follow Up #15. Remember, we addressed the exertion of WILL over dependency and Determinism. We asked all of you to do the following:

The next step, Affirmation/Command, is the most difficult. It is here that the power of will often reaches an impasse through conflict with the power of determinism. This is the SICK POINT. If you make a positive affirmation/command and cannot follow through, you will have come face to face with the enemy within that stands between you and your goal. First test it. Assuming that successful handicapping is the motivation/goal, fill this prescription:

- 1) Command yourself to make all handicapping decisions before going to the track.
- 2) Command yourself to take \$100 and make 20 straight win bets of \$5 each; \$3 on the low odds horse, \$2 on the higher odds horse. You will not invest in any daily doubles or exactas. If at any time in this 20 race exercise you feel a knot or queasiness in your stomach, note it. Write it down. When did it happen, and under what circumstances. If at any time during this exercise you feel dizzy, or the sound of the crowd in your ears becomes fuzzy or dissociated, write it down.
- 3) If at anytime during this exercise your inner voice says: "This is silly. You cannot make money on \$5 bets," write it down with a brief comment on what prompted that negative observation.
- 4) If at any time you are tempted to take a flier or are swayed by an odds differential on the tote board or by a commentary from a someone else (friend, stranger, tout sheet etc.), write it down.
- 5) If you lose a race, write down your TRUE reaction. When you WIN a race, do the same, but make a note of your emotions and especially how you feel about making the next wager.
- 6) Note your reaction, your gut feelings, if you leave the track with a losing day. Do the same if you have a winning day.

While this sounds like a simple exercise, it is not. Non-winners will find it almost impossible to complete. If you find yourself in that group, start with ten races, but no less. If you still cannot complete the exercise as prescribed, STOP! You're a victim of Determinism, and no matter how you try to rationalize it away, you will never make it in this field until you have been RE-PROGRAMMED, or what I refer to as Re-Parented.

As we predicted, an amazing number of you failed to complete the exercise on the first try. A number of clients did not make it until the fifth go round, and an even larger segment is still trying. (I hope!)

This should give us all some deep insights into WHY we are not making optimal use of the Methodology. It is NOT lack of information or any weakness in procedure. The fault lies in the SELF. The INABILITY to exercise WILL or SELF determination.

One client reports that he felt the exercise was a little silly at first: Betting only \$5 a race. But dutifully went along and was making about \$1.49 for each dollar wagered until the 13th event. He had his selection, made the night before, in hand and was about to bet. Then he saw a tremendous odds drop on a certain horse NOT in his top FIVE. Everyone in the betting line started talking about it; some even claimed "Back-Stretch Information" as to the horse's readiness. Our client changed his bet: put it ALL on the drop down horse. Result: It finished third. One of his previously selected horses WON and paid \$34. Back to square one went the client, finally completing a 20 race cycle AS PRESCRIBED on the third try.

The majority of those failing the exercise until the fourth, fifth or sixth try, were those whose personal diaries regarding their feelings after a win or a loss were sheer PANIC. After a loss they would question Synergism's AUTOMATIC VARIANT. After TWO losses they substituted a variant of their own. Of course, then the Automatic worked on the next race. In short, they could sustain ONE loss, but two in a row caused them to alter their selection procedure. They zigged and zagged and discovered that had they applied the Methodology universally to EACH RACE in a 20 race cycle they would have won 13. As it was the best of these accounts showed 9 wins.

These clients demonstrated that the anxieties produced by the ambiance of the track were roadblocks to their success. Losses created emotional responses that were destructive. One client had the sense to go to Las Vegas, another to Mexico, and invest in 20 straight races, as prescribed, WITHOUT REFERRING TO THE RESULTS until the cycle was completed. Their win percentage: 70. Average Mutual \$10.80.

A client whose name is familiar to us all because of the articles she has written for The Follow Up is Jerri Lincoln. She was just married and has a new last name now. We all offer her our best wishes. With her kind permission, we publish her results AND her complete diary of feelings throughout the 20 race cycle. Jerri is a timid bettor. She started with a \$50 bankroll and had an R.O.B.* of 1.39. She reported that she felt more consternation in making the next wager AFTER a WIN. Her anxieties kept shouting "QUIT WHILE YOU'RE AHEAD!" But she steelled herself and plunged through the 20 races with her eyes half closed with this result:

*Return on Starting Bank after 20 races.

True goal: Successful Handicapping

Motivation: My own credibility, proving myself--being successful, self-worth, and money (least important at this time).

This is definitely a means to an end.

Decision: It is important to me to be successful at this.

Thoughts and feelings by race:

June 7: One race bet. Won. Felt satisfied, competent, successful. Happy and relieved. Physical feeling in neck and shoulders.

June 8: Fear of betting--already a winner from yesterday--why jeopardize that? Passed all races.

June 9: One race bet. Lost. Felt bad--a loser. But I also feel motivation to win the next one, yet still a little fear of losing again. Physical feeling at top of head.

June 11: One race bet. Won. Felt good, but afraid to commit myself to next race.

June 15: One race bet. Lost. Very bad feeling.

June 16: Two prospective races. In the first race, the odds did not justify a bet. I passed, but would have won the race. Though I did not bet, it felt good to win because I had committed myself to playing that race. I bet the second race and lost. That made me feel bad, because I had passed the race that I would have won.

June 17: I generally handicap at home these days, but I happened to be at the book today. A guy asked me about a stakes horse that I had never heard of. He couldn't believe I was a "horseplayer" and had never heard of this fantastic stakes horse. Intellectually, I knew it shouldn't bother me because I don't play stakes races, and there's no reason to be knowledgeable about those horses. But it made me feel invalidated and perhaps a little incompetent. I got the physical "losing" feeling. However, those feelings must not have affected me too adversely, because I bet one race, and won it. It made me feel confident again.

June 23: One race bet. Won. Feeling really good. I've won two races in a row. Maybe I'm getting the old knack back.

June 25: One race bet. Lost. The loss undermines my confidence, and makes me feel bad, but I am feeling more anxious to make the next bet and prove myself.

-2-

- June 26: Bet two races. Won the first, lost the second. The loss was hard to take because the horse that won (and paid \$25) was my #3 horse (and should've been my #2 horse). I felt bad, but not as bad as I feel when I just bet one race and lose that. The win on the first race helped to "cushion the fall".
- June 29: Bet two races. Won two races! I feel really fantastic!--- like it's really coming together for me. I feel like I've turned a corner now. I can actually see an improvement in my handicapping. I also had a third race that I passed partly because of a foreign horse in it, but also partly because I chickened out--and I would have won that race, too.
- June 30: Bet one race and won. I feel great--really great. But I choked on the next one, and chickened out on making the bet--and missed a \$16 horse that was one of my picks. After a win, it's harder for me to make the next bet.
- July 2: Bet two races. Won the first, lost the second. I didn't feel too bad about the loss, because I had just won four in a row. But it did still bother me a little.
- July 3: Bet two races. Lost two races. I feel bad, especially that I'm off a roll, but out of the last three races that I lost, there is only one that maybe I might have had. Two of the three horses paid over \$40.
- July 4: I passed two races today, that I had my horses picked, and found a reason to back out later. I would have won both of them. It gave me a really sick feeling. I think I felt worse letting a win go by, than I do when I actually lose.
- July 6: *Bet three races and won three races! I "forced" myself to bet these races just to complete the 20 race cycle before we left. I would normally have passed all three for one reason or other. I think that I have finally hit home my "potential" if I actually get out there + bet.*

STARTING BANKROLL \$50.00

	DATE	RACE	CLASS	HORSE 1	BET	PD.	HORSE 2	BET	PD.	\$ WON	BANK
1	6-7	Hx6	6F-20K	Rudee's Great Legs	3		Agitated Mike	2	6.00	1.60	
2	6-9	Hx7	6F-50K	Worlda Wiggins	3		Zha Zhana	2			
3	6-11	GG3	1m-0Hx	Mannon Letgo	2	5.00	Tiza	3		.20	
4	6-15	Hx1	1/2-20K	Summer Ambo	3		Jessicas Junkie	2			
5	6-16	GG7	1/2-25K	Drea to Pass	3		Go Go Art	2			
6	6-17	GG7	1/2-12K	Combat Pilot	3	9.00	Fortunate Hour	2		9.00	
7	6-23	GG1	1/2-10Hx	Liberal Speaker	3	7.00	Uncultivated	2		5.00	
8	6-25	Hx2	1m-25K	Pretty Lake North	3		Best Ability	2			
9	6-26	Hx1	6F-25K	Garabaldiee	3		Double Out	2	11.00	6.00	
10	6-26	Hx2	6F-20K	Derby Hat	3		Speak No More	2			
11	6-29	Hx5	6F-20K	Lans Manus	3	6.00	Inspired Too	2		4.00	
12	6-29	Hx7	6F-40K	Talkhswoman	3		La Tropicana	2	18.00	13.40	
13	6-30	Hx7	6F-16K	Private Inon	2	12.00	In Focus II	3		7.00	
14	7-2	Hx1	7F-15K	Master Gene	2	4.00	Fight For Honor	3		- .20	
15	7-2	Hx3	1/2-20K	Best Ability	2		Robert's Real Girl	3			
16	7-3	Hx1	1/2-12K	Ab Se Perque	2		John's Lady Luck	3			
17	7-3	Hx4	7F-32K	Restless Galaxy	2		Catfish Purdy	3			
18	7-6	Hx4	1m	C.B.'s Hunter	3	7.00	Sir Gallant	2		5.00	
19	7-6	Hx3	1/2	Park Express	2		Acks Reply	3	5.00	3.00	
20	7-6	Hx5	6F	Miss Fantasy	3	3.00	Valhalla	2		.20	69.00

of Wins divided by 20 = 60% Current Win Percentage.# of Wins in last 100 races = 62 % Average Win percentage.STARTING BANK : (\$ 50)profit (\$ 19.60) = 1.39 : 1.0. RETURN ON STARTING BANK

We thank Jerri for her insightful diary, and here generous permission to let us print it. Read it over again and you'll find bits of yourself in her response.

Incidentally, we owe a great debt to Dr. Alex Milstein, Psychiatrist extraordinaire, for supplying me with the written works that deal with a therapeutic school based on the concepts of Abraham Mazlow: Psychosynthesis. As one with deep roots in psychoanalysis, I've been broadened by Alex's contributions to my education. So, apparently, have all of you.

Handicapping

Vs.

WINNING!

This article, in the form of a letter, comes from an authentic genius and world class Chess champion. Part of his genius was recognizing that I am not one. The natural reaction of genius to this discovery is to discount the intellectual offerings of those endowed with lesser I.Q.'s. For a long time this writer did so, causing him to go off at oblique angles from the Methodology and offer stubborn resistance to my negative stand on long-term data bases. To use his name would be of no value. It would only serve to embarrass a person who has learned the hard way that genius alone will not bring victory in the handicapping wars. The Chariot of genius is implementation. The fact that he has learned this is satisfaction enough. I urge you all to read this piece carefully, digest it thoroughly and apply to your own thinking.

Dear Howard,

Much as I hate to admit it, YOU ARE RIGHT! After many months of laborious, painstaking work building a handicapping database, I have come to the conclusion, that just as you said, it was a waste of time. I collected over 1,500 races and about 16,000 past performance lines on every horse who has run at New York tracks in the past six months. While there may be some useful information which can be culled from all this, I am too disgusted to think about it now! The fact is, that my PC-1360 is a far more valuable tool for winning than this vast database of information.

It's now quite evident to me that each race is a far too unique experience to be quantified by an attempt to look at all races as one large statistical block of data. Some races are dominated by matchup issues, some by high APV drop downs with poor form versus sharp cheapies, and some by extreme bias conditions that may exist at a given track over some period of time. Some races are paceless and some have strong pace setters. The combinations are endless although common patterns emerge. To lump all this together, is to lose the valuable information available to us when handicapping each race.

The best analogy I can think of is in chess. In chess I have a rating of 2110 USCF which is Candidate Master level. I often get to teach players who are

less strong and the advice I give them is quite similar to yours. I may show them a game where the decisive factor is that one side's knights are misplaced on the edge of the board. Of course there is a rule for this, 'A knight on the rim is dim'. Next I may show them a game where the knights are also misplaced, sometimes on the same squares. None the less the side with the misplaced knights is winning because other factors are more dominant. It just goes back to the fact that we must use **ALL** the tools in our arsenal and not focus on one specific thing (idee fixe) to the exclusion of all else.

Having been programming and analyzing databases for the last six months, to the exclusion of all other racing activities, I decided to go back to square one with the methodology. It was time to empty my cup. I learned some very interesting things about my handicapping in the process:

- a) I was overusing the matchup. In many races the matchup dominates, but it really depends on the contenders and pace lines available.
- b) I started using APV and class factor information **religiously**. In the past I resisted this information as being obvious from a scan of the past performance lines. I won't even mention all the negative computer studies I've read. Now when high APV horses show potential signs of life, such as a good race within a bad one, I go back for more appropriate pace lines. Boy has this been paying off. A bevy of high priced win and place horses has resulted. True, in many races there is nothing notable about this information, but it's using it when it's there that counts.
- c) I started marking the + 's and 0 's next to each pace line.
- d) I was much too oriented toward 1 and 2 rankings and not looking enough at the overall balance of the numbers and whatever the track profile could tell me about energy distribution as a means to eliminate some of those 'high ranked' losers.
- e) All of the tools available, matchup, APV, + and 0 's, projection of the

race times, PBS numbers, and manual adjustments must be made with a light hand. It's hard to explain that but you can't approach a race like a bull in a china shop!

- f) Despite having many seminar manuals, I never really worked the races in these manuals as if my life depended on them! The Follow-Up was also enormously helpful when I went back and started rereading articles. There is a wealth of information in these materials.
- g) These conclusions apply to any of the programs the institute offers.

Remarkably, after reaching all these conclusions, in a few weeks of intense work, I decided to revisit the Energy program. You remember that one. The one with the POOR model that I concluded did not work. Once again I have to admit that I was totally wrong. I started handicapping back races (results unknown to me) with energy using the last hand held version I wrote (doesn't even have the Paragons)! I found, not only did it work, but it worked **phenomally** well! How could I have been so wrong?

The main problem that I see with my previous use of energy is that I did not use **ALL** the readouts available. I constantly used horse with lines scores like 1 5 5 ... and configured races early. I **never looked** at the actual fractional matchups projected by energy and I didn't understand the overall balance and relationships between all the numbers. I **never asked** myself what it meant when two horses had very close MUV numbers or what it meant when a high (top two) ranked presser had weak sustained. In short I made **no attempt to understand** the program at any level other than the most simplistic. No wonder I thought it didn't work!

I now realize that the Energy program provides a much greater range of readouts and interpretation is very important. On the other hand, its not complicated, as the results of one set of readouts, often **tells** me when I need to look hard at other readouts as well. I have no doubt that this program is the most

powerful the institute has produced and will not readily be imitated by those quick to pirate the methodology. And of course, the program itself, is worthless without the proper guidance. Reviewing the preliminary Energy workbook, which I had no use for one year ago, was very instructional with the proper mental attitude I now have.

I don't know why it is that I, as well as others, are always looking for ways to simplify (mechanize) the handicapping process. I would never think of giving someone a set of rules they could use to replicate my programming skills, or a list of books they could read that would allow them to play like Bobby Fischer. If I did, both I and they would be very disappointed with the end results. Both these tasks often take years of dedication and application. Why should handicapping be any different? I've decided to get serious about this avocation and am planning to start full time racetrack investment as soon as my current consulting contracts are completed sometime early next year. I'm confident I will be ready to meet the challenge.

For the next two months I intend to concentrate on handicapping to the exclusion of any racing related programming. After that, I'm definitely available for some Institute programming tasks! Do you have any interest in supporting the Macintosh? This is a difficult machine to write for but it would be nice to have a version of Energy for the Mac. That's just a thought. I will be happy to work on what YOU need. I don't know if you are currently planning a seminar in Saratoga, but if so please let me know. I would love to come and learn.

Thanks for showing me, and so many other people the way, in a field filled with charlatans and people who DO NOT KNOW.

The most important lesson to be learned from this article is that there is a distinct difference between mainstream handicapping thought and our own. Mainstream handicapping is based on long term statistics, a la Frederick Davis, Wm. Quirin, et al. From such stats come conventional means of determining and handling class factors, speed, par time variants, pace line selection and contender elimination. Other important aspects such as "Early Speed," the importance of any given call or fraction and adjustments are based on such data. The mainstream conclusions thus derived may serve to create better handicappers but they DO NOT address the issue of WINNING. We are concerned ONLY with Winning! Handicapping knowledge, per se is often incompatible with winning. As Huey Mahl has stated, WE in the Sartin Methodology stand on a different hill overlooking the same scene. If we are to be winners we must always stand on such a hill, alone and separate from the masses. It's a tough task but somebody has to do it.

The "Too Good to Be True" Class Drop

by Tom Brohamer

Aside from problems centering around interpreting the readouts, easily the most difficult problem we face is interpreting the intent of class drops. While it is true that the majority of races are won by horses dropping in class, there is a distinct difference between a positive drop and one that is clearly intended to rid the stable of a troublesome commodity. It's this second category that poses a major threat to our success as investors by offering the appearance of a quick and safe return on the bet.

In actuality, there is no greater threat to our bankrolls; unless you include pickpockets and the IRS. I'm talking about the claiming horse that has been winning or threatening to win (a horse's position at the stretch call is an excellent yardstick for gauging "threat") at a higher level than today's class and is now being offered for sale at a reduced price. Invariably, this "big class drop" horse will look superior to today's field and will rank highly versus the other contenders in the race. In other words, it will look "good enough to eat."

The lemmings at the track will inhale this kind, and by virtue of the ensuing short price, cause pressure on the player who still seeks the comfort of the crowd's opinion. Guess what? That opinion, as reliable as it may be in the "long run," is incredibly naive in this instance. Take a look at the past performances of the filly Summer Ambo, the even money favorite on June 4, 1989.

Summer Ambo		B. f. 4, by Summing—Arcades Ambo, by Dusty Canyon	
STEVENS G L		Br.—Ramar Investments & Oliver (Ky)	
Own.—Dee-Segal-Vallone et al		Tr.—Canani Julio C	
18Apr89-7Hol 6 1/2 :213 :44 1:153ft		Lifetime 13 3 2 3 \$61,450	
18Mar89—Steadied early		McCarron CJ 5 50000 04-07 DelwreStreet,Toulnge,SummrAmbo 7	
27Apr89-3Hol 1 :45 1:10 1:35 1/2		Pincay L Jr 6 55000 07-10 Irish Kristin, SummerAmbo,Beseya 5	
9Apr89-7SA 1 1/4 :46 1:10 1:43 3/4		McCarron CJ 15 50000 03-14 SummerAmbo,Sun-Sun,Shooch 8	
2Apr89-9SA 1 1/4 :46 1:10 1:43 3/4		Baze R A 10 25000 03-15 SummerAmbo,GG's Girl,PlyingTps 11	
19Mar89-2SA 6 1/2 :214 :45 1:10 2ft		Baze R A 11 25000 04-16 N.Y.S. P. Jones,SummrAmbo 12	
19Mar89—Wide into stretch		Toro F4 20000 01-12 Gloria R. DeLamo,Con'ClearWter 8	
14Mar89-3SA 6 1/2 :213 :44 1:10 1/2		Baze R A 11 20000 04-15 JolieMme,SummrAmbo,Sid'sLdy 12	
13Jan89—Broke slowly, drifted out stretch		Valenzuel FH 7 32000 78-12 Cee's Vigor, Rasperry,NoRomance 8	
29Dec88-9SA 1 :46 1:10 1:36 2ft		Toro F10 32000 03-12 SummerAmbo,CurrentLay,SirTirr 12	
8Dec88-7Hol 7 1/2 :214 :44 1:23 ft		Toro F6 32000 75-15 LcyB's,Coat'Commsion,Brien'Sipr 10	
7Nov88-6SA 6 1/2 :21 :44 1:10 2ft			
Jun 1 Hol 3 1/2 :36 2 H		May 26 Hol 3 1/2 :37 1 H	
		May 11 Hol 5 1/2 :59 4 H	
		May 5 Hol 4 1/2 :47 H	

This horse is a perfect example of the dilemma we face as handicappers. We can all see the following: a top trainer, a top rider, a perfect distance, and a three level drop to a level this horse should handle without drawing a deep breath. The purse is her's for the taking, right? WRONG! This filly is making an extremely negative class drop and, despite holding most of the top figures using any of our programs, should be avoided like the plague.

You're all bright and logical people, so why not put yourself in the trainer's shoes for a moment and reason your way through the situation. Let's go through this together . . .

Granted, they only paid \$25,000 for the horse, but she has clearly established a value well beyond that amount with an allowance win and her narrow losses in the \$50-60,000 range. With the ability to earn major shares at much higher purse levels, why should she drop to today's level? Do you suppose someone has a little bit of information that the general public doesn't? The answer to that question seems to be obvious; of course they do. This is no longer the same horse showing in the past performances and will probably be claimed on the drop, while drowning a good many players in the process. You should note that, in most instances, the trainers claiming this type of horse are not the leading trainers on the circuit. The good ones are especially sensitive to improving versus declining horses. Their livelihoods are at stake.

1274—FOURTH. 1 1/16 miles. 4-year-olds & up, fillies & mares. Top claiming price \$25,000. Purse \$17,000.

Index	Horse, Jockey	WL	PP	St	1/4	1/2	3/4	Str	Fin	Odds
1181	Broad Street, Pincay	117	4	1	4 ^h	4 ^h	4 ^h	1 ^h	1 ^h	3.60
1189	Exodus From Rome, Baze	119	7	6	7 ^h	7 ^h	5 ^h	5 ^h	2 ^h	7.30
1111	Arcady Miss, P.Vainzla	116	8	7	3 ^h	3 ^h	3 ^h	2 ^h	3 ^h	7.80
1150	Snow Spirit, Garcia	114	3	8	8	8	8	7 ^h	4 ^h	40.40
1151	Summer Ambo, Stevens	116	5	2	1 ^h	1 ^h	1 ^h	3 ^h	5 ^h	1.00
1095	Playing Taps, Black	118	2	5	6 ^h	6 ^h	6 ^h	6 ^h	6 ^h	24.10
1122	Retrograde, McCarron	116	6	3	2 ^h	2 ^h	2 ^h	4 ^h	7 ^h	6.70
1181	Lady Charmin, Delaney	116	1	4	5 ^h	5 ^h	7 ^h	8	8	9.10

4-Broad Street 9.60, 5.00, 3.40; 7-Exodus From Rome 7.40, 5.20; 8-Arcady Miss 5.00.

Time — :22 4/5, :48 1/5, 1:11 2/5, 1:37 4/5, 1:44 3/5. Start good, won ridden out. Winner — Ddb.M.7, Austin Mittler — Clemency. Owner — Byrne III & Carr. Trainer — A. Lago. Broad Street claimed by Gravina, tr. Carava. Mutuel pool — \$378,139. Exacta pool — \$472,296. Daily Triple pool — \$344,182. No scratches.

Let's look at a couple more examples. Races like these appear several times on just about every racing card.

6th Hollywood



6 FURLONGS. (108) CLAIMING. Purse \$15,000. 3-year-olds. Weight, 122 lbs. Non-winners in two races since April 23, allowed 3 lbs.; a race since then, 6 lbs. Claiming price \$20,000; if for \$18,000, allowed 2 lbs. (Races when entered for \$18,000 or less not considered.)

Rudee's Great Legs

CORTEZ A
Own.—Koch Ruth

116

Gr. c. 3, by Swing Till Dawn—Joanne Behave, by Ambehaving
Br.—Backer J W (Ky) 1989 4 1 1 1 \$16,050
Tr.—Stute Melvin F \$20,000 1988 1 M 0 0

Lifetime 5 1 1 1 \$16,050
18Apr89-5Hol 6f :22 :45 1:16 ft 9 119 3 2nd 12 21 Valenzuela P A 4 32000 94-07 Restless Gixy, Rud's Grt Lgs, Black Duzy 7
5May89-5Hol 1 :45 1:10 1:36 ft 16 116 3rd 64 910 915 Guerra W A 2 32000 67-15 15 Sy Sy Boom, Reer Rex, Micious Prtr 9
6Apr89-2SA 6f :21 :44 1:10 1:41 3 118 2 2 1 1 13 Valenzuela P A 11 M 32000 84-14 Rud's Grt Lgs, Bckl Undr, Corgos Prt 12
6Apr89—Lugged in late
9Feb89-2SA 6f :22 :45 1:14 1:44 4 118 2nd 32 3 3 3 3 3 Black C A 8 M 32000 73-24 Rock Sukr, Punc! Lord, Rd's Grt Lgs 12
13July88-4Hol 6f :22 :45 1:12 1:41 10 117 12 11 12 9 11 13 11 14 Black C A 9 M 32000 66-17 Thr Tms O'ldr, Jst Bogn By, Clst Clwn 12
1July88—Veered out sharply start; wide 3/8
Jun 6 Hol 3f :38 2 H May 31 Hol 5f :1 1:01 1 H May 25 Hol 4f :1 1:04 1 H May 16 Hol 3f :38 H

Rudee's Great Legs appears to be an improving three year old whom I included as a Horse-to-Watch off his narrow loss at \$32,000 on May 18, just 20 days before today's start. This guy is bet down to

co-favorite at 5/2 and has the figures to justify a probable bet. At least it seems that way. But why don't we stop and ask a simple question: what would we do with a young horse with a clearly established value of \$32,000? With all the sharp trainers around waiting to gobble up any reasonable value, I think we would run Rudee at \$40,000 or stand the risk of winding up with an empty stall.

That would be the sound tactic, unless we know the past performances are lying to the reader. If that's the actual situation, we will probably use this opportunity to unload damaged goods by offering a "too good to be true" bargain. You can see from the results chart that this horse not only lost, but wound up with a new owner as well. I'll also point out that of the three claims in this race, only Rudee was claimed by a low percentage trainer.

SIXTH RACE Hollywood

JUNE 7, 1989

6 FURLONGS. (1.08) CLAIMING. Purse \$15,000. 3-year-olds. Weight, 122 lbs. Non-winners of two races since April 23, allowed 3 lbs.; a race since then, 6 lbs. Claiming price \$20,000; if for \$18,000, allowed 2 lbs. (Races when entered for \$15,000 or less not considered.)

Value of race \$15,000; value to winner \$2,250; second \$1,000; third \$2,250; fourth \$1,125; fifth \$375. Mutuel pool \$303,709.

Last Raced	Horse	EqLAWtPPSt	1/4	1/2	Str	Fin	Jockey	Cl'g Pr	Odds \$1
17May89 1TUP1	Agitated Mike	b 3 119 5 3	11	11 1/2	14	15	McCarron C J	20000	2.30
11May89 9GG6	Brilliantized	b 3 111 8 1	52	3 1/2	2 1/2	22 1/2	Nakatani C S	20000	17.70
13May89 1Hol5	Pocketful Of Aces	b 3 117 6 4	4nd	4 1/2	3nd	32	Pincay L Jr	20000	8.50
24May89 4Hol6	Papa Stan	b 3 116 2 8	8	7 1/2	6 1/2	4nd	Solis A	20000	13.50
13May89 1Hol7	Lightning Port	b 3 116 7 2	2 1/2	2 1/2	42 1/2	5 1/2	Stevens G L	20000	3.00
18May89 5Hol2	Rudee's Great Legs	b 3 116 1 7	6 1/2	6 1/2	7 1/2	62	Cortez A	20000	2.50
28May89 4Hol6	Totally Fun	3 116 4 5	31	52 1/2	5nd	7 1/2	Valenzuela F H	20000	8.30
26Apr89 3Hol5	Muscle Bound	3 116 3 6	7 1/2	8	8	8	Meza R Q	20000	44.40

OFF AT 4:01 Start good. Won ridden out Time, :22, :45, :57 1/2, 1:10 Track fast.

\$2 Mutuel Prices:

5-AGITATED MIKE	6.60	5.40	4.00
8-BRILLIANTIZED		14.80	7.20
6-POCKETFUL OF ACES			5.60

Dk. h. or br. g. by Mike Fogarty—Double Agitate, by Agitate. Trainer Proctor Harry A. Bred by Pascoe III & Willie Williamson (Cal).

AGITATED MIKE outspurred rivals for the early lead and drew out in the stretch. BRILLIANTIZED, in contention early and wide down the backstretch, came into the stretch four wide, was no match for AGITATED MIKE in the stretch but proved second best. POCKETFUL OF ACES, in contention early, lacked the needed response in the drive. PAPA STAN trailed early, steadily improved his position after a quarter but failed to menace. LIGHTNING PORT forced the early pace and gave way. RUDEE'S GREAT LEGS, outrun early, was never dangerous and entered the stretch four wide. TOTALLY FUN, prominent early, faltered.

Owners—1, Wide Horizon Thoroughbreds; 2, Meadowbrook Farms Inc; 3, Bradley & Englekirk; 4, Holt L; 5, Shulman & Wild Oak Ranch; 6, Koch Ruth; 7, Greene H F or Janet; 8, Four Four Forty Farms.

Trainers—1, Proctor Harry A; 2, La Croix David; 3, Marikian Charles M; 4, Holt Lester; 5, Shulman Sanford; 6, Stute Melvin F; 7, Hess R B Jr; 8, Borick Robert.

Overweight: Pocketful Of Aces 1 pound.

Agitated Mike was claimed by Charles & Cir Valley Stable; trainer, Shulman Sanford; Rudee's Great Legs was claimed by Collins J M; trainer, Klayman Eyal; Totally Fun was claimed by Landsburg A; trainer, Cerin Vladimir.

Priscilla's Crown

DAVIS R G

122

Own.—Oakmont Stable Ltd

20May89-2Hol	6f :214 :443 1:09 3/4	8 1/2 116	21	1nd	13	12	Davis R G 3	16000	93-07 Priscilla's Crown, Sids, Lt's
4May89-5Hol	6f :22 :451 1:10 2/4	2 118	32	2 1/2	22 1/2	24	Davis R G 4	c12500	85-15 Mrs. V. Priscilla's Crown, J

4May89—Wide in stretch

27Apr89-1Hol	6 1/2 f :221 :452 1:16 1/4	5 1/2 116	1nd	1 1/2	15	16 1/2	Davis R G 11	10000	94-10 Priscilla's Crown, Knights B!
14Apr89-1SA	6f :213 :443 1:10 fl	5 1/2 116	86 1/2	6 1/2	57	69	Davis R G 8	10000	79-12 Lager, Miss Liz, Clement
8Mar89-1SA	6f :214 :453 1:11 1/4	2 1/2 116	31	1nd	2nd	33 1/2	Solis A 10	10000	76-15 Nili Mib, Our Coquett, Prisci
9Feb89-3SA	6f :22 :453 1:11 1/4 sy	3 1/2 116	64 1/2	22 1/2	33	45 1/2	Solis A 10	10000	73-24 Clements Crk, Quit Luck, G

9Feb89—Broke slowly

27Jul89-20mr	6 1/2 f :222 :452 1:16 1/4	9-5 110 1/2	73 1/2	94 1/2	55	35	Corral J R 1	16000	83-11 TB Impressv, Db! Dcrltd, Prs
4Jun89-9Hol	1 1/4 :46 1/4 1:11 1/4 1:42 1/4	3 1/2 116	1 1/2	1 1/2	1 1/2	25	Gryder A T 3	32000	73-16 Sir's Nw Hop, Priscilla's Cro
28May89-1Hol	7f :212 :442 1:23 1/4	4 1/2 116	1 1/2	1 1/2	1nd	22 1/2	Gryder A T 3	32000	86-13 Vianora, Priscilla's Crow

28May89—Bumped at 1/8

19May89-9Hol	1 1/4 :46 1/4 1:11 1/4 1:45 1/4	7 115	1 1/2	1nd	12 1/2	32	Gryder A T 10	25000	72-18 Sr's Nw Hop, Rjctd Lov, Prs
--------------	---------------------------------	-------	-------	-----	--------	----	---------------	-------	-----------------------------------

May 16 Hol 4 fl :48 1/4 H

One last example that, unfortunately, also involves a horse on my Horses-to-Watch list. After a smashing win at \$16,000, Priscilla's Crown is unceremoniously dropped to the bottom class level at the track; a move which says that physical problems have once again gotten the best of this onetime classy mare. Please do not support this kind of bankroll killer. Here is your chance to bet against a less than even money, 1 - 1 - 1 ranked horse and beat the price. The worst that can happen to you is you lose to an overbet and highly suspect favorite.

1306 NINTH RACE, 8 1/2 Furlongs, Purse: \$11,000, Claiming, Fillies & Mares, Four year olds & up, Claiming Price: \$10,000, Value to Win \$6,050, 2nd \$2,200, 3rd \$1,650, 4th \$825, 5th \$275

1255 Dynamite Kiss	Sorenson	116	8	1	5-2	4 1/2	2-2	1-5 1/2	4 1/2
1252 Hanevir	Pedroza	119	3	5	3rd	3-1 1/2	4 1/2	2-2	5 80
1245 Curious Princess	Cedeno	116	5	4	6th	7-3 1/2	6-4	3-1 1/2	7 10
1145 Sabina Rose	Fernandez	116	7	6	7-3 1/2	6-1 1/2	5-2 1/2	4-1 1/2	14 90
1163 Miss San Diego	M Meza	111	6	2	1hd	1hd	3-1	5-4	21 3
1164 Priscilla's Crown	R Davis	122	4	3	2-1 1/2	2-2	1-1 1/2	6-1 1/2	9
1104 Catch The Show	Baze	116	2	7	8	8	8	7-2 1/2	11 3
1245 Official Note	Sibille	116	1	8	4-1	5hd	7-1	8	33 1/2

Time: 22.3, 45.4, 1:11., 1:17.2, Track: Cloudy Fast, Start Good, Won Driving

\$2 MUTUELS PAID

DYNAMITE KISS	10.20	5.00	3.20
HANEVIR		5.40	3.20
CURIOUS PRINCESS			3.80

Winner: Br.m 84 by Pass the Glass-Soft Kiss, Tr. B. Jackson, Mutuel Pool \$207,606, Exacta Pool \$334,561.

DYNAMITE KISS, outrun early and wide down the backstretch, took command approaching the sixteenth marker and drew out while under a drive. HANEVIR, close up early, was no match for DYNAMITE KISS but proved second best. CURIOUS PRINCESS, outrun early, came into the stretch four wide improved her position in the drive but was never a threat.

Scratched: Jan And Bekis Rose, Well Endowed, Kenya Ray, Nellie Meida

\$2 EXACTA 8-Dynamite Kiss & 3-Hanevir paid \$47.60

Attendance: 11,633 Mutuel Handle: \$4,720,556.

A few final words regarding strategy. We have a great many clients who subscribe to the premise that these dropdowns render a race unplayable. I encourage you to accept the opposite approach by aggressively attacking races that contain such runners. Once you've eliminated that much of the betting probability, virtually everything in the race becomes playable. This is when our two horse betting strategy becomes the most effective. This is an opportunity to catch the other contenders at overlaid prices. I consider this a "win-win" situation, and I nearly always get involved in the betting of this type of race. You should too.

Picking Contenders

with Apologies to Andy Beyer
by Dick Schmidt

It all started one sunny afternoon in Howard's living room. Howard, Jim Bradshaw and myself were sitting around chatting. Just passing the time until it was time for me to take Jim to the airport after doing a workshop in Beaumont. We were talking about seminars, and how many we would have in 1989. All three of us wanted several, but Howard pointed out that the only ones that paid for themselves were in Las Vegas. We wanted to go to other parts of the country as well, so Jim came up with the idea of the Trackside Clinic.

The three of us tossed the idea around for a bit, and by the time Jim and I left for the airport, we had scheduled four Clinics and planned how they would operate. We would use a Racing Form as a workbook, and attend the races on Saturday after reviewing the card. The first Clinic we held in Los Angeles exposed some problems with our format. We had forgotten to allow enough time for the speakers to thoroughly handicap the races beforehand. After a bit of groping, we settled on a process of contender and pace line selection that was quick, simple, repeatable and very effective.

Since then, we've been using this contender selection process quite frequently, both in our own handicapping and in solving problems for clients. I recently demonstrated the process to both a Beginners Workshop and an ENERGY! users workshop. The feedback was excellent in both cases. As a group, we handicapped 90 races for the people at the four Trackside Clinics and the Omaha ENERGY! Workshop. We left the winner out the machine 6 times, three of them in a row on one unusual day in Omaha. That's 94% contenders in the machine. Most of the time we use our traditional 5 contenders, but we weren't rigid about it.

I thought it would be a good idea to present to you a brief outline of this procedure. Don't expect anything new; anything you haven't heard about before. Most of this is covered in the yellow Phase III manual, and all the rest has been in past issues of The Follow Up. However, this is the first time it has been presented as a unified approach to picking contenders. After using it at half a dozen tracks around the country, usually coming in cold and handicapping before a group with little time to prepare, we are now "bullet proof" in our faith in the procedure.

At first glance, it appears both simple and time consuming. That's because it is simple and time consuming. Three years ago, it took me up to 45 minutes to find contenders in a race. As time went by, I got better and quicker. Now I can "eyeball" a race and have the winner in my contenders 80 or 85% of the time. Using this procedure, I up the percentage to about 95%. This is starting to make a significant impact on my income. Yeah, it takes 10 or 15 minutes a race to do, but the results justify the work.

It really is simple. Chances are, you're doing most of this already. Here is the procedure, step by step:

- 1) Class/APV ratings on every horse in the race.
- 2) Do a +, 0 and @ analysis on every pace line.
- 3) PBS numbers on every horse in the race with a pulse.
- 4) Determine each horse's ESP running style.
- 5) Think. Use the above information to analyze each horse in relation to all the others in the race.

See, I told you it was simple and not very original. It's just that so very few of us seem to be able to bring ourselves to do "all this work" on every race. We want to win, but this kind of repetitive, rote work seems somehow beneath us. It takes the art out of handicapping and makes it into a dull job. Maybe, but the results seem to justify the time required. Even doing all the above, you can still work each race completely at the track between races once you get used to it. Let's give it a try on some rather tough races.

Every year, Bert Mayne looks forward to the opening of Saratoga. When the big day finally arrives, he carefully packs his Racing Form and computer and heads for the nearest teletheater. Yes sir, opening day at Saratoga, and Bert is ready to play. Finger Lakes. That's right, while everyone else is battling the Queen of Tracks, Bert is making money at humble Finger Lakes. These are the first three races at Finger Lakes from opening day at Saratoga. They aren't "gimmies" by any means, but Bert won them, so we know it can be done. To tell the truth, when I handicapped them before I looked at the results charts, I only got 2 out of 3. When you check out the average mutuel, you'll see why I wasn't disappointed.

We'll work the first race together, then give the next two a try without help. Bert has marked his contenders and pace lines, but try not to let them influence you too much. I'll let you in on a secret; he missed one of the place horses. Let's see if you can find it and do ol' Bert one better. He won't mind. He got to bet on these races, not just fool around with them.

Take a look at the first race. It's all marked up for you already. I'm just sorry Jim Bradshaw can't see all the pretty colors I used. See you in a few pages.



FINGER LAKES



START - FINISH

1 MILE. (1.36%) CLAIMING. Purse \$2,800. Fillies and Mares. 3-year-olds and upward, which have never won three races. Weights, 3-year-olds, 116 lbs. Older, 122 lbs. Non-winners of two races since July 2, 3 lbs. A race since then, 6 lbs. Claiming price \$3,000.

0 = 114²

Wrestling Team

Own.—Lostritto J A

Entered 29Jly89 - 6 FL finished 6

14Jly89- 1FL fst 61	:22%	:47	1:14%	3+	Clm 3000
2Jly89- 1FL fst 1	:47%	1:13%	1:41%	3+	Clm 5000
25Jun89- 7FL fst 1	:47	1:11%	1:39	3+	Alw 11300
2Jun89- 6FL gd 6f	:22%	:46%	1:13%	3+	Clm 3000
23May89- 3FL fst 5f	:22%	:46%	1:05%	3+	Clm 3000
2May89- 4FL sly 1	:48%	1:15%	1:45%	3+	Clm 3000
25Apr89- 5FL fst 5f	:22%	:47	1:07%	3+	Clm 5000
15Apr89- 10FL fst 1	:46	1:11%	1:38%	3+	Clm 8000

LATEST WORKOUTS Jly 25 FL 4f fst :49 H

Ch. m. 5, by Poster Prince—Chebar, by Gunflint
Br.—Lostritto Joseph A (NY)
Tr.—Jacobs John D

\$3,000

2 9 89 89 84 52	Jacobs D10	+	b 106	8.80
3 3 35 22 31 33	Bridges K	+	b 115	13.00
4 4 56 66 61 61	Jacobs D10	+	b 106	40.00
5 11 910 710 1011 911	Jacobs D10	+	b 106	15.20
3 11 118 119 99 54	Jacobs D10	+	b 106	25.50
2 3 35 35 47 41	Rincon R	+	b 120	6.40
7 2 53 76 78 71	Bridges K	+	b 116	24.10
1 5 45 44 57 910	Miller D R	+	b 117	20.10

97 10610

Lifetime 1989 10 0 0 2 \$1,270
29 2 2 5 1988 13 1 2 1 \$4,059
\$8,229

Peace Pass

Own.—Ringhoff R

21Jly89- 5FL gd 170	:48	1:14%	1:47%	3+	Clm 3000
4Jly89- 1FL fst 5f	:22%	:46%	1:07	3+	Clm 3000
73Jun89- 5FL sly 6f	:22%	:47%	1:13%	3+	Clm 3000
27May89- 10FL fst 6f	:22%	:47%	1:15%	3+	Clm 3000
14May89- 1FL gd 5f	:22%	:47%	1:07%	3+	Clm 8500
5May89- 9FL fst 6f	:22%	:46%	1:13	3+	Clm 8500
4Apr89- 1FL sly 5f	:22%	:47%	1:02%	3+	Clm 7500
24Mar89- 6FL sly 4f	:22%	:48	:54%	3+	Clm 7500

B. f. 3(Mar), by Amber Pass—Dove Nest, by Restive
Br.—Martain Michael T (NY)
Tr.—Ringhoff Robert

\$3,000

8 5 46 34 45 46	Dominguez C V b	112	23.70
5 7 78 713 614 712	Dominguez C V	112	5.30e
2 4 54 61 713 710	Guerra J A	112	13.50
3 5 53 33 2nd 12	Dominguez C V	112	*3.00
1 1 45 45 46 59	Dominguez C V	112	2.30
2 5 41 34 25 37	Dominguez C V	112	21.50
1 1 1st 1st 11	Dominguez C V	112	*4.00
4 6 511 510 39	Dominguez C V	112	5.30

58 111

Lifetime 1989 8 2 0 2 \$5,108
8 2 0 2 1988 0 M 0 0 \$5,108

Classic End

Own.—Bokman M

27Jly89- 5FL gd 170	:48	1:14%	1:47%	3+	Clm 3000
14Jly89- 1FL fst 6f	:22%	:47	1:14%	3+	Clm 3000
3Jly89- 2FL fst 6f	:22%	:46%	1:14%	3+	Clm 5000
13Jun89- 1FL sly 1	:48%	1:15%	1:43	3+	Clm 3000
7Jun89- 2FL fst 1	:48	1:14%	1:41%	3+	Clm 8000
3Jun89- 2FL fst 1	:48%	1:14%	1:42%	3+	Clm 3000
13May89- 2FL sly 1	:48%	1:15%	1:44%	3+	Clm 3000
26Apr89- 3FL fst 5f	:23%	:47%	1:07	3+	Clm 3000

Ok. b. or br. f. 4, by Classic Trial—Perfect Ending, by Mail to Reason
Br.—Mangurian Mr.—Mrs H T Jr (NY)
Tr.—George Donald A

\$3,000

3 9 812 58 32 2nd	Bridges K	b 116	5.30
4 6 912 78 74 31	Bridges K	b 119	12.50
2 6 615 614 673 44	Bridges K	b 119	17.90
1 9 915 59 23 11	Hulet L	b 116	6.50
1 9 914 77 55 55	Bridges K	b 113	23.10
8 8 811 811 89 46	Bridges K	b 116	17.70
3 8 610 45 56 44	Bridges K	b 111	14.50
9 10 108 88 916 817	McCarthy M J	b 116	28.80

65 116

Lifetime 1989 9 1 1 1 \$3,301
33 2 7 5 1988 22 0 6 4 \$6,876
\$13,291

Em's Mummy

Own.—Twain N L

21Jly89- 5FL gd 170	:48	1:14%	1:47%	3+	Clm 3000
12Jly89- 9FL fst 170	:47%	1:13%	1:47	3+	Clm 3000
1Jly89- 3FL fst 1	:48%	1:14	1:41%	3+	Clm 3500
18Jun89- 1FL fst 170	:48%	1:15%	1:49%	3+	Clm 10000
11Jun89- 6FL fst 5f	:22%	:47%	1:08%	3+	Clm 7500
31May89- 6FL sly 5f	:22%	:46	1:12%	3+	Clm 15000
19May89- 6FL fst 5f	:22%	:47%	1:06%	3+	Clm 10000
9May89- 2FL gd 6f	:22%	:48%	1:15%	3+	Clm 10000

Ok. b. or br. f. 4, by Bold Reason—Nedsatki, by Realm
Br.—Twain Norman (NY)
Tr.—Buckley Jonathan B

\$3,000

7 1 13 24 22 32	Saul D	+	b 122	4.80
5 1 13 14 15 15	Saul D	+	b 122	3.30
6 1 12 13 17 11	Saul D	+	b 122	3.00
7 3 30 57 51 42	Saul D	+	b 122	2.50
12 3 61 66 44 52	Grabowski J	+	b 122	3.50
7 3 85 812 810 712	Saul D	+	b 122	4.80
7 2 41 32 31 22	Saul D	+	b 122	2.90
2 6 54 33 41 21	Saul D	+	b 122	4.50

62 119

Lifetime 1989 18 2 2 1 \$9,099
33 2 4 3 1988 10 M 2 1 \$16,520
\$27,899

Sheffie

Own.—Gerrity J W Jr

Ok. b. or br. f. 4, by Tale—Methodology, by Val De L'Orne.

Br.—Edwards James F (NY)

Tr.—Wasiluk Sharyn

\$3,000

12Jly89- 6FL fst 6f	:22½	:46	1:12½	3+@Cim 8500
3Jly89- 5FL fst 1	:47½	1:13½	1:40½	3+@Cim 11500
21Jun89- 8FL sly 170	:47½	1:12½	1:46½	3+@Alw 7500
7Jun89- 5FL fst 1	:47½	1:14	1:42½	3+@Cim 11500
30May89- 6FL sly 170	:47½	1:13½	1:46	3+@Cim 8500
16May89- 9FL sly 6f	:23	:47½	1:15	3+@Cim 8500
9May89- 9FL go 6f	:22½	:46½	1:14	3+@Cim 12500
15Apr89- 9FL fst 5f	:22	:45	:58	3+@Alw 7400

LATEST WORKOUTS Jly 26 FL 3f fst :38 B

Hostess

Own.—Voik S

B. m. 5, by Diamonds Are Trump—Girl In Port, by Ship Leave

Br.—Dalsyron Farm (Fla)

Tr.—Voik Scott

\$3,000

21Jly89- 5FL gd 170	:48	1:14½	1:47½	3+@Cim 3000
11Jly89- 10FE fst 1½	:46½	1:12½	1:50	3+@Cim 3000
4Jly89- 1FL fst 5½f	:22½	:46½	1:07	3+@Cim 3000
24Jun89- 2FL fst 6f	:22½	:46	1:13½	3+@Cim 3000
17Jun89- 1FL sly 6f	:22½	:46½	1:14	3+@Cim 3000
11Jun89- 2FL fst 1	:47½	1:14½	1:43½	3+@Cim 3000
26May89- 1FL sly 1	:48½	1:15	1:46½	3+@Cim 3000
13May89- 2FE sly 1	:48½	1:15½	1:44½	3+@Cim 3000

Miss Telephone

Own.—Markgraf D

B. f. 3(Mar), by Salutely—Aisla, by Aisla

Br.—Perez Robert (NY)

Tr.—Jacobs Daniel C

\$3,000

26Jly89- 1FL fst 1	:47	1:13½	1:42½	3+@Cim 3000
9Jly89- 2FL fst 1	:48½	1:13½	1:40½	3+@Cim 8500
20Jun89- 5FL sly 170	:48	1:14½	1:47½	3+@Cim 8500
7Jun89- 2FL fst 1	:48	1:14½	1:41½	3+@Cim 8500
3Jun89- 2FL fst 1	:48½	1:14½	1:42½	3+@Cim 3000
14May89- 3FL sly 170	:49½	1:16½	1:47½	3+@Md 3500
5May89- 3FL fst 1	:49½	1:16½	1:45	3+@Md 3500
8Apr89- 3FL gd 4½f	:22½	:47½	:53½	3+@Md 10000

116

Lifetime	1989	10	0	0	0	\$1,133
30 2 2 3	1988	15	2	2	2	\$15,757
\$18,232	Turt	1	0	0	0	

70-21 My Donna 116½	Raised Cindy 115½	Crafty Vicky 116½	Tired 10
71-16 SweetVanessa 116½	Pot o' Jam 113½	AugustaFaberget 116½	Weakened 7
59-21 Retaic 115½	Speaking Hands 116½	Lady Englin 115½	Gave way 6
70-24 Speaking Hands 116½	Retaic 115½	Pot o' Jam 119½	Weakened 7
53-21 Legwarmers 119½	Mighty Model 119½	Alice Arden 112½	Tired 12
59-28 Zachregard 116½	Beetle 119½	Lady Ragnell 117½	No threat 6
60-25 Raja's Wish 116½	Clematis 119½	Subterfuge 109½	Br. in tangle 7
85-08 Campaign 106½	Victoria Creek 116½	Gloryist 109½	Trailled 5

48

Lifetime	1989	13	1	3	1	\$5,184
36 2 4 2	1988	16	1	1	1	\$4,589
\$10,003	Turt	1	0	0	0	\$85

47-22 Irish Blue Blood 106½	Classic End 116½	Em's Mummy 122½	Outrun 9
58-24 Misty Jade 117½	Hostess 117½	Best Spirit 114½	12
71-19 VoiceOfTheLord 119½	Edal 116½	Misty Patsy 116½	P'ss'd tired ones 9
72-14 Grant Me Serenity 116½	Misty Patsy 116½	Little Lauren 115½	Outrun 9
73-25 Lord Help Me 116½	Hostess 109½	Doreedana 106½	Rallied 7
66-22 I'd Rather Fight 118½	Party Page 119½	Dame Seymour 116½	Tired 9
44-31 Willow Streak 116½	Lady Chumley 116½	Dame Seymour 116½	No factor 7
63-23 Hostess 109½	Country Club Girl 116½	Protect My Lov 106½	Drew clear 8

75

Lifetime	1989	11	2	1	3	\$5,964
17 2 1 3	1988	6	M	0	0	
\$5,964	Turt	1	0	0	0	

71-19 MissTelephone 119½	Mimi's Favorite 116½	Mieft 114½	Up final strides 8
69-18 Easy Lovin Lad 115½	Gimme A Bee 116½	Iron Cher 111½	No speed 8
61-26 EnjoyTheMoment 116½	Iron Cher 114½	MissTelephone 114½	Rallied 8
75-24 Bold Nobility 105½	Poppy'solly 113½	MissTelephone 115½	Rallied 9
66-20 Country Club Girl 116½	Evil Louise 116½	MissTighon 114½	No mishap 9
62-25 Miss Telephone 115½	Int'l Queen 112½	Mali Runner 112½	Easily 10
59-22 Lets Go Lucy 122½	Miss Telephone 112½	Maletta 122½	Gamely 9
79-11 FourthShore 112½	Indigo Heron 122½	Beahon's Asshegoes 115½	Outrun 9

OK, now let's take it step by step. First off, we'll look at Class/APV. As always, the Class number is circled. Based on Class/APV, we have five contenders:

- 1) Peace Pass
- 2) Classic End
- 3) Em's Mummy
- 4) Hostess
- 5) Miss Telephone

The +'s and O's are marked, so we'll skip ahead to PBS numbers. Here our contenders are:

- 1) Wrestling Team
- 2) Sheffie
- 3) Miss Telephone

After these three, there is a big drop off of 10 points to the next horse. It has been my experience with PBS Numbers that when you see a natural division of the field, the winner will almost always come from the top group. Not always, but most of the time. Now to determine each horse's running pattern. We want to pay particular attention to the + route races for each horse.

Wrestling Team -	Sustained Presser
Peace Pass -	Presser
Classic End -	Sustained
Em's Mummy -	Early
Sheffie -	Early (no form?)
Hostess -	Sustained
Miss Telephone -	Sustained (VERY Sustained)

A rather typical mix for most races. Couple of Early horses, couple of Pressers and some Sustained. Nothing is readily apparent from this mix, no horse stands out as having a tremendous advantage. Most of the time, this is how it works. You do the work and find that it doesn't really tell you much about how the race will be run. But mark my words, the first time you skip doing it, you'll miss that lone Early horse who can dominate the pace without problem and lose where you should have won.

Now let's try to put this all together and see if we can make sense out of all our information. First off, only one horse is on both our lists of top Class/APV and PBS horses; Miss Telephone. She is an obvious contender. She has only 2 poor races showing, and her last is probably her best ever route. I have no problem using Bert's pace line, as I think it fairly reflects what we can expect of the horse in today's race. Let's take the rest in order:

Wrestling Team - Dreadful record and poor Class/APV numbers. However, she has the best PBS number in the race, which makes her a legitimate threat. What we have is a classic picture of an improving horse. However, with that Class/APV, don't even think of going back

for a pace line. Use the second back, which is the most recent route.

Peace Pass - Finger Lakes, in common with many small tracks, gives you lots of Tandem races. This horse is coming out of the same race as three of the other competitors. She has good Class/APV ratings, but a poor PBS number. She was also beaten by more than 6 lengths by the best finisher from the Tandem. All in all I can only agree with Bert and toss her out.

Classic End - Here is that best finisher from the Tandem. She has good Class/APV ratings and a fair PBS number. Her PBS number is the top of the second flight. Good enough, when combined with her Class/APV to make her a contender. The top line is her only recent route, and I can see no reason to go past it.

Em's Mummy - Almost the exact same analysis applies to this horse as to Classic End. Good Class/APV, marginal PBS. Her Class/APV certainly warrant going back

Sheffie - At first glance, very similar to Wrestling Team, horrible Class/APV, excellent PBS figure. The difference is that he doesn't seem to be getting any better. Going one back to the 0 race at a mile would be a mistake in my opinion, as the horse did nothing in it's last to inspire confidence. Bert left him out, and so would I.

Hostess - Another with poor PBS and good Class/APV. The temptation is to go back one, but that is ignoring the 17 length defeat in the Tandem race we mentioned before. I can see nothing that portends a 17 length improvement in this horse, so I would definitely leave it out. The horse has only one + race in its last four, and that in abysmal time.

Miss Telephone - As we already discussed, an obvious contender.

There you have it. Contenders, pace lines, the lot. I'll use the same pace lines in both Synergism II and ENERGY!. Howard has always emphasized that you should use the same procedure to pick pace lines no matter what program you are using.

To interpret Synergism, you need to know that Early Pace with decent Factor W is winning, but nothing over 69% Median Energy. I didn't tell the ENERGY! program that, but somehow it knew. The thing is uncanny. In either case, betting the top two Early horses gets you the winner, though you can move it up to #1 with a Track Profile. Track Profiles are most useful things to have. You might want to take a look at the Problem Race in this issue to see an example of one in use. Now, give the next two races a try before you look at the rest of the results charts.

1st FL: 1m, 1:41-2/5. Off 1:36.
1-Wrestling Team \$10.40 5.40 3.20
7-Miss Telephone 4.40 2.60
3-Classic End 3.40
Jockeys: D. Jacobs, M.J. McCarthy, K. Bridges.
NO SCRATCHES.
Exacta (1-7) Paid \$64.00.

SYNERGISM II

RACE: 01FLS2 DIST: - MILE & 70 YARDS COMMENTS:

SETUP 114.2 147.2

NAME	F W	E P	S P	T T	F X	W X
WREST	52.62	54.02	51.22	51.97	51.71	52.16
CLASS	52.97	53.83	52.10	52.73	52.28	52.62
EM'S	53.23	55.12	51.33	51.78	52.47	52.85
MISS	52.83	53.70	51.96	53.16	51.69	52.26

Face	F 1	F 2	F 3	S C	SC B/L	
	57.40	54.64	50.38	55.12		
EM'S	57.40	51.09	47.55	55.12	EM'S	0.00
WREST	55.00	52.22	48.42	54.02	WREST	4.92
CLASS	54.17	53.19	50.38	53.83	CLASS	5.77
MISS	53.17	54.64	50.22	53.70	MISS	6.34

RANKINGS

=====

	F W	E P	S P	T T	F X	W X	L P	D R	MED E
	===	===	===	===	===	===	===	===	=====
EM'S	1	1	3	4	1	1	4	2	69.61
CLASS	2	3	1	2	2	2	1	1	68.11
MISS	3	4	2	1	3	3	2	1	68.22
WREST	4	2	4	3	3	4	3	3	68.89

E N E R G Y
* * * * *

Race: 01FLEN Dist = 8.0 FURLONGS Comments:

=====

Name	Total	RAW Median	Factor X	Name	Total	Automatic ADJUSTED Median	Lex
WREST	153.37	68.70	66.85	WREST	153.37	68.70	31.29
EM'S	151.63	69.61	67.27	EM'S	152.21	69.07	30.92
CLASS	151.10	68.56	66.50	CLASS	151.85	67.88	32.11
MISS	150.79	68.89	66.09	MISS	151.64	68.11	31.88

Matchup			Varius		
Pace	F 1	F 2	Name	Emuv	Smuv
	36.60	33.52			
EM'S	36.60	32.47	EM'S	0.000	0.348
WREST	35.55	33.14	WREST	0.061	0.061
CLASS	34.72	33.15	MISS	0.139	0.306
MISS	34.59	33.52	CLASS	0.167	0.219

PARAGON A

PARAGON B

ENERGIZER

VARIEGATE

EM'S

WREST

EM'S

Early

RANKINGS

=====

	E P	P R	H E	S P	L X	F X	Muv
	===	===	===	===	===	===	===
EM'S	1	2	3	4	4	2	0.00
WREST	2	1	1	1	3	1	1.82
MISS	3	3	2	3	2	4	5.33
CLASS	3	4	2	2	1	3	5.06

Paragon A

Paragon B

EM'S _____
WREST _____
MISS _____

WREST _____
MISS _____
CLASS _____

2 FINGER LAKES



1 MILE 70 YARDS. (140%) CLAIMING. Purse \$2,800. 3-year-olds and upward, which have never won three races. Weights, 3-year-olds, 116 lbs. Older, 122 lbs. Non-winners of two races since July 2, 3 lbs. A race since then, 6 lbs. Claiming price \$3,000.

Coupled—Bonnie's L'il Boy and Jim's Dream.

Lemeetellyasumptin

Ch. c. 4, by Yukon—Bright Sky, by Mr Right

Br.—Lillie Bert (NY)

Tr.—Sherwood Nancy

\$3,000

Own.—Czedik M

23Jly89-3FL	sly 1	.48%	1:14%	1:42%	3+ Clm 3000
14Jly89-9FL	fst 170	.47%	1:14%	1:46%	3+ Clm 3000
5Jly89-5FL	fst 6f	.23%	.47%	1:12%	3+ Clm 3000
16Jun89-3FL	sly 6f	.22%	.47%	1:13%	3+ Clm 3000
23May89-2FL	fst 1	.47%	1:12%	1:40%	3+ Clm 3000
9May89-4FL	gd 1	.49	1:14%	1:41%	3+ Clm 5000
30Apr89-10FL	gd. 170	.47%	1:13%	1:46%	3+ Clm 8000
15Apr89-7FL	fst 5f	.21%	.45%	1:03%	3+ Clm 11500

French Detective

B. g. 5, by Policeman—Rosie's Wig, by Wig Out

Br.—Timber Creek Farm & Tinsley (NY)

Tr.—Zemp Elizabeth M

\$3,000

Own.—Valentine J

18Jly89-3FL	fst 170	.47%	1:14	1:46%	3+ Clm 3000
8Jly89-5FL	fst 170	.47%	1:14%	1:49%	3+ Clm 3000
30Jun89-2FL	fst 170	.47%	1:13	1:45	3+ Clm 3000
20Jun89-5FL	sly 170	.48	1:14%	1:47%	3+ Clm 8500
18Sep88-1Rkmfst	140	.46	1:13%	1:45%	3+ Clm 3000
8Sep88-11Rkmfst	140	.47	1:13	1:44	3+ Clm 5000
30Aug88-5Rkmgd	6f	.22%	.46	1:12%	3+ Clm 10000
11Aug88-9Rkmfst	6f	.22%	.45%	1:11%	3+ Clm 9500

LATEST WORKOUTS Jun 18 FL 5f gd 1:04 Bg

Petron Paycheck

B. g. 5, by American History—Ardraccon, by Prince Edward

Br.—Lathron P A (NY)

Tr.—Pettengill Richard A

\$3,000

Own.—Bianchi M

23Jly89-3FL	sly 1	.48%	1:14%	1:42%	3+ Clm 3000
14Jly89-9FL	fst 170	.47%	1:14%	1:46%	3+ Clm 3000
3Jly89-3FL	fst 170	.47%	1:12%	1:43%	3+ Clm 3000
13Jun89-4FL	sly 1	.48%	1:15	1:43%	3+ Clm 3000
6Jun89-3FL	fst 5f	.22%	.46%	1:06%	3+ Clm 3000
27May89-6FL	fst 6f	.22%	.47	1:13%	3+ Clm 3000
17May89-3FL	gd 5f	.22%	.47%	1:07%	3+ Clm 3000
4Nov88-4FL	fst 1	.48%	1:13%	1:40%	3+ Clm 3000

LATEST WORKOUTS ●Jly 1FL 3f st :36 H

Baja Peninsula

Dk. b. or br. h. 5, by Noble Nashua—Bajadere, by Jim French

Br.—Driver Monica M (NY)

Tr.—Markgraf David

\$3,000

Own.—East End Stable

28Jly89-3FL	fst 170	.47%	1:14%	1:49%	3+ Clm 3000
18Jly89-3FL	fst 170	.47%	1:14	1:46%	3+ Clm 3000
7Jly89-1FL	fst 170	.47%	1:13%	1:46%	3+ Md 10000
28Jun89-2FL	fst 170	.48%	1:14%	1:47%	3+ Md 3500
18Jun89-10FL	fst 1	.48%	1:14%	1:43%	3+ Md 3500
7Jun89-3FL	fst 6f	.23	.47%	1:13%	3+ Md 3500
2Jun89-3FL	gd 170	.48%	1:15%	1:49%	3+ Md 3500
28May89-10FL	fst 6f	.22%	.45%	1:12%	3+ Md 10000

Bonnie's L'il Boy

B. g. 4, by Verbatim—Bonnie Empress, by Young Emperor

Br.—Schwartz Arlene (NY)

Tr.—Bartlett William H

\$3,000

Own.—Bartlett Mrs W H

25Jly89-5FL	fst 1	.47%	1:12%	1:40%	3+ Clm 5000
2Jly89-5FL	fst 170	.47	1:12%	1:45%	3+ Clm 5000
11Jun89-4Bel	sf 1 1/4	.49%	1:40%	2:05%	3+ Clm 29000
6May89-4Aqu	gd 1	.45%	1:11%	1:39%	Clm 12000
7Apr89-2Aqu	gd 7f	.22%	.45%	1:23	Clm 12000
12Mar89-2Aqu	fst 1 1/4	.49%	1:15%	1:47%	Clm 12000
23Feb89-2Aqu	gd 1 1/4	.47%	1:13%	1:45%	Clm 16500
15Feb89-6Aqu	sly 6f	.23	.47	1:12%	Clm 23000

116

Lifetime 25 2 2 2 1989 8 0 0 0 \$596
1988 15 2 2 2 \$11,714

57-24 Chennault's Pappy 1193	Jim's Dream 1165	Strike Magic 1171 1/2	Far back 8
62-20 New York Dpples 1140	Chennault's Pappy 1194	Gold Exmpl 1140	No factor 11
72-21 LovCssi 1145	Piron Bisquick 1162	SrEdborn 1163	P'ss'd tired ones 8
73-28 Count Frank 1161 1/2	Fancy High 1161 1/2	Lord He Be 1161	No speed 9
77-13 Time Marches On 1160	Fielding's Lad 1162	Crew Cut 1160	Outrun 9
66-25 Follicle 1162	Ignited Dream 1160	Four Cents 1161 1/2	Outrun 6
49-20 Dr. Streaker 1122	Shelley's Special 1160	Fowl Mouth 1104	Outrun 11
84-08 Argentine Breeze 1090	Poster Run 1154	Duly Rebuked 1131	Outrun 7

119

Lifetime 22 2 3 2 1989 4 1 1 0 \$2,550
1988 14 1 2 1 \$25,060

70-21 French Detective 1162	Baja Peninsula 1226	Prendergast 1161 1/2	Drew out 12
69-25 Golden Exmpl 1111	French Detective 1161	Fresh Ascent 1157 1/2	Rallied 10
67-20 Crip's Buddy 1149	Scottish Holiday 1220	Prendergast 1160	No threat 9
45-26 Enjoy The Moment 1160	Iron Cher 1142	Miss Tlphnt 1142	No factor 8
64-22 Prepaid 1162	French Detective 1161	Angle Summit 1171 1/2	Gamely 8
60-24 Eastern Spy 1151 1/2	Thunder Hy Way 1181	Dime Store Thief 1111	Outrun 8
75-22 Charlex 1161	Top Hi 1162	Whirling Trouble 1161	Outrun 7
75-17 David's Wak 1193	Bait Man 1148	French Detective 1193	Bothered st. 7

116

Lifetime 30 2 2 4 1989 7 0 0 1 \$690
1988 17 2 2 2 \$5,974

62-24 Chennault's Pappy 1193	Jim's Dream 1165	Strike Magic 1171 1/2	No factor 8
52-20 New York Dpples 1140	Chennault's Pappy 1194	Gold Exmpl 1140	Tired 11
72-16 Royle Mts doon 1166	New York Dpples 1144	Piron Pychck 1161 1/2	Gave way 9
58-22 Crew Cut 1161	Jim's Dream 1160	Royal Mts doon 1160	No rally 8
82-12 O'Rito 1070	Count Frank 1160	Stage Swap 1161	Slow st. 12
71-27 Yes You Are 1161	Crew Cut 1162	Salute It 1110	Outrun 12
68-31 Bubbis In Spc 1162	Royle Mts doon 1162	Count Frnk 1161 1/2	Broke slowly 11
68-19 Beau's Classic 1131 1/2	Pillgen Plunder 1164	Crew Member 1191	Dwelt st. 7

122

Lifetime 11 2 2 3 1989 10 2 2 3 \$7,782
1988 1 M 0 0

67-22 Baja Peninsula 1220	Silver Spa 1112	Shaved Ice 111	Driving 10
68-21 French Detective 1162	Baja Peninsula 1226	Prendergast 1161 1/2	Ducked in 12
69-19 Baja Peninsula 1221	Route Nineteen 1145	Hoya Doya 1222	Driving 7
56-23 Fresh Ascent 1157 1/2	Prince Navatar 1140	Pet Prince 1141 1/2	Faded 11
64-32 Scottish Holiday 1224	Baj Peninsula 1221	Cry No More 1223	Weakened 8
63-24 Stewart's Star 1221	Pop N Circumdance 1222	Bj Peninsula 1221	Rallied 11
46-26 Signore 1224	Gun Club 1222	Baja Peninsula 1221 1/2	Lacked a bid 10
71-16 Iko Iko 1146	Chile Reagent 1141 1/2	My Slice 1221 1/2	Shwd little 11

116

Lifetime 38 2 1 3 1989 14 0 0 0 \$808
1988 17 2 1 0 \$30,740

58-19 Harvard Lover 1080	Crip's Buddy 1112	Brower Road 1160	Outrun 7
47-21 Enjoy The Moment 1192	Raymond Pet 1160	Follicle 1161 1/2	Tired 9
43-39 Fast "N" Gold 1120	Golden Twist 1092	Crimson's Pride 1050	Outrun 12
64-19 Gnome's Treasure 1131	Kinsmn Kid 1171 1/2	Most Orphn 1190	No factor 7
72-11 Conventioneer 1130	Gold Beret 1063	Skye Advocate 1080	Outrun 9
45-29 Fly Me Again 1130	Hawaian Buzz 1179	Porcelain Bus 1081	Outrun 11
71-17 Spruce Street 1171	Barbadian Reef 1133	Decorted Music 1170	Outrun 9
75-20 Con Carne 1124	Preferred Lie 1221	Handsome Son 1170	Outrun 8

Golden Example

Dk. h. or br. g. 6, by Best Example—Gold Pirate, by Jim Dooley
Br.—Gabielli Gino (NY)
Tr.—Gabielli Gino

\$3,000

Lifetime 1989 8 1 1 1 \$3,090
22 2 1 4 1988 14 1 0 3 \$3,891

1145

Own.—Gabielli G.

23Jly89-3FL sly 1	:48% 1:14% 1:42% 3+Cim 3000	8 2 22 32 36 49 1	Spencer C A5	b 114	8.50
14Jly89-9FL fst 170	:47% 1:14% 1:46% 3+Cim 3000	1 4 55 32 42 34 1	Spencer C A5	b 114	7.70
6Jly89-3FL fst 170	:47% 1:14% 1:49% 3+Cim 3000	1 1 11 11 11 11 11	Spencer C A5	b 111	4.40
30Jun89-2FL fst 170	:47% 1:13 1:45 3+Cim 3000	7 2 24 45 51 7 11	Spencer C A5	b 111	3.70
9Jun89-6FL fst 170	:48% 1:14% 1:46 3+Cim 3000	1 4 32 33 34 2nd	Spencer C A7	b 109	24.60
28May89-6FL fst 170	:47% 1:13% 1:46% 3+Cim 3000	3 4 46 46 62 46	Spencer C A7	b 109	19.10
19May89-3FL fst 6f	:22% :46% 1:12% 3+Cim 3000	11 8 78 78 57 56 1	Spencer C A7	b 109	56.50
10May89-6FL sly 5f	:23% :47% 1:07% 3+Cim 3000	7 7 89 810 817 712 1	Spencer C A7	b 109	31.50

64-24 Chennault's Pappy 1193 Jim's Dream 1165 Strike Magic 1171 1/2	Weakened 8
64-20 NYrOpps 1140 Chennault's Pappy 1194 Gldn Exm 1140	L'ckd late r'spse 11
70-25 Golden Exm 1111 1/2 French Detective 1161 Fresn Ascent 1151 1/2	Driving 10
61-20 Crip's Buddy 1149 Scottish Holiday 1220 Prendergast 1160	Outrun 9
71-23 Strike Magic 1160 Golden Exm 109 1/2 New York Opps 1153	Gamely 12
64-16 My Bold Agent 1222 Strike Magic 1161 Ignited Dream 1163 1/2	No menac 11
76-18 Timeless Bay 1161 Jenny's Jonny 1161 Main Beau 1160	No speed 12
65-26 Lord He Be 1161 Big Terror 1161 Forever Noble 1161	Outrun 10

Strike Magic

B. g. 6, by Strike The Anvil—Regime, by Vicaregal
Br.—Lewis & Walldor (Fla)
Tr.—Clouston Edward

\$3,000

Lifetime 1989 10 1 1 2 \$3,575
40 2 5 11 1988 17 1 2 6 \$5,856

116

Own.—Clouston E

23Jly89-3FL sly 1	:48% 1:14% 1:42% 3+Cim 3000	2 4 55 65 48 38	Attanasio R	b 117	13.40
14Jly89-9FL fst 170	:47% 1:14% 1:46% 3+Cim 3000	10 10 89 76 53 44 1	Faine C	b 116	12.30
3Jly89-3FL fst 170	:47% 1:12% 1:43% 3+Cim 3000	3 8 610 512 49 4 11	Faine C	b 119	5.50
9Jun89-6FL fst 170	:48% 1:14% 1:46 3+Cim 3000	2 6 56 43 2nd 1st	Faine C	b 116	12.10
28May89-6FL fst 170	:47% 1:13% 1:46% 3+Cim 3000	9 7 71 612 52 22	Faine C	b 116	19.20
23May89-2FL fst 1	:47% 1:12% 1:40% 3+Cim 3000	8 8 916 914 812 75 1	McCarthy M J	b 116	4.40e
16May89-2FL sly 1	:48% 1:15 1:43% 3+Cim 3000	4 9 911 716 716 617 1	Attanasio R	b 119	14.70
3May89-1FL sly 6f	:22% :47 1:14 3+Cim 5000	6 7 67 66 69 68 1	Attanasio R	b 119	23.90

65-24 Chennault's Pappy 1193 Jim's Dream 1165 Strike Magic 1171 1/2	Rallied 8
64-20 New York Opps 1140 Chennault's Pappy 1194 Gldn Exm 1140	Rallied 11
71-16 Royl Mts doon 1160 New York Opps 1144 1/2 Petron Pyck 1161 1/2	Mild rally 9
71-23 Strike Magic 1160 Golden Exm 109 1/2 New York Opps 1153	Driving 12
68-16 My Bold Agnt 1222 Strk Mgc 1161 Ignited Drm 1163 1/2	Swung out; gamely 11
76-13 Time Marches On 1160 Fielding's Lad 1161 Crew Cut 1160	Outrun 9
48-28 Dutch Joy 1151 Mr. Mockle 1121 1/2 Ignited Dream 1160	No factor 10
67-23 Crew Member 1160 Tiger's Promise 1192 Mommun Court 1162 1/2	Outrun 7

Feeling His Oats

Ch. g. 4, by Bedford—Feeling Her Oats, by Vertex
Br.—Joshem Stables (NY)
Tr.—Progne John

\$3,000

Lifetime 1989 5 0 0 0 \$220
32 2 4 6 1988 21 2 4 5 \$16,528

116

Own.—Klimasewski R G

25Jly89-5FL fst 1	:47% 1:12% 1:40% 3+Cim 5000	6 4 48 58 54 51 3	Hulet L	b 116	8.60
2Jly89-5FL fst 170	:47 1:12% 1:45% 3+Cim 5000	7 8 915 919 816 817 1	Hulet L	b 116	8.50
18Jun89-4FL fst 1	:48% 1:14% 1:43% 3+Cim 5000	2 6 67 64 53 64 1	Hulet L	b 116	3.60
3Jun89-8FL fst 6f	:22% :45% 1:12% 3+Cim 8500	5 7 79 714 713 711 1	Rincon R	b 116	14.40
29May89-4FL fst 6f	:22% :45% 1:10% 3+Cim 11500	2 7 810 811 814 816 1	Rincon R	b 113	9.50
26Nov88-5FL fst 1	:47% 1:14% 1:41% 3+Cim 8500	4 5 56 65 34 33 1	Rincon R	b 116	3.50
22Nov88-8FL gd 6f	:23 :47% 1:13% 3+Cim 8500	2 8 813 814 813 614 1	Hulet L	b 117	*1.50
6Nov88-5FL sly 1	:46% 1:13% 1:40% 3+Cim 8500	2 4 47 21 1 1st 12	Hulet L	b 113	3.10e

68-19 Hrvid Lover 1080 Crip's Buddy 1112 Brower Rod 1160	Lacked a rally 7
55-21 Enjoy The Moment 1192 Raymond Pet 1160 Follicle 1161 1/2	Outrun 9
63-32 Star's Stage Talk 1160 Last Saga 1162 Piccadilly Prince 1161	No factor 8
73-20 Ben's First 1160 Lost to Anna 1111 Trojan Tyrant 1061	Trained 7
75-13 Taic About It 1162 Ben's First 1131 Jiltavo 1133	Outrun 6
73-22 Family Trade 1130 Jackpot Jake 1144 Feeling His Oats 1160	No threat 9
63-23 Classic Mistrial 1114 Yes You Are 1137 Heaven's Seven 1062 1/2	Outrun 9
80-23 Feeling His Oats 1132 Poker's Fun 1131 Lemeetely sumptin 1161	Driving 1

LATEST WORKOUTS Jun 29 FL 4f fst :50% B

International Lane

Ch. c. 4, by Mr International—Lavendulane, by Gift Card
Br.—Evarselista T (NY)
Tr.—Davenport Herb

\$3,000

Lifetime 1989 2 0 0 0 \$10,422
19 2 0 3 1988 17 2 0 3 \$10,422

116

Own.—Davenport H

15Jly89-2FL fst 5f	:22% :46% 1:06% 3+Cim 3000	7 8 919 918 916 911 1	Beech C T	b 116	41.50
23May89-5FL fst 6f	:22% :46% 1:12% 3+Cim 5000	2 9 912 912 87 80	Saunders A H	b 116	20.70
25Nov88-6FL fst 170	:48% 1:14 1:47% 3+Cim 3000	1 11 119 88 56 52 1	Saul D	b 113	4.40
4Nov88-4FL fst 1	:48% 1:13% 1:40% 3+Cim 3000	7 4 47 46 45 46 1	Saul D	b 113	3.10e
25Oct88-4FL sly 170	:47% 1:12% 1:45% 3+Cim 3000	4 6 61 49 34 33 1	Saul D	b 112	10.40
15Oct88-6FL fst 1	:48 1:13% 1:39% 3+Cim 3000	5 7 913 815 815 817 1	Saul D	b 112	3.90
28Sep88-6FL fst 170	:47% 1:13 1:43% 3+Cim 8000	6 7 811 913 911 98 1	Saul D	b 111	9.70
13Sep88-7FL fst 170	:48% 1:14 1:47 3+Cim 8000	4 7 76 54 53 1 1	Saul D	b 114	3.00

71-15 Not You Cheese 1160 Timeless Bay 1193 The Hills are Live 1080	Outrun 9
76-13 Tiger's Promise 1163 Moment in Court 1171 Hanky Park 1161	Outrun 9
61-29 Clear Pool 1160 Crew Member 1191 Ballyhaunis 1081	No threat 12
75-19 Beu's Classic 1131 1/2 Pilligen Plunder 1164 Crew Membr 1192	No menace 7
69-20 Kick Off Time 1150 Piltgen Plunder 1163 Intention Ln 1127	Steadied 9
67-21 Sound Effects 1165 Kick Off Time 1153 Beau's Classic 1154 1/2	Outrun 9
73-20 Raymond Pet 1114 Armored Knight 1161 Piccadilly Prince 1191	Outrun 9
66-24 International Lane 1144 Raymond Pet 1114 Apt 1190	Driving 7

LATEST WORKOUTS Jun 27 FL 3f fst :38 B

Jim's Dream

B. g. 4, by Good Rob—Turkish Flight, by Ways Within
Br.—Griswold K V (NY)
Tr.—Bartlett William H

\$3,000

Lifetime 1989 8 0 2 0 \$1,581
29 2 4 1 1988 18 2 2 1 \$6,100

116

Own.—Griswold K

23Jly89-3FL sly 1	:40% 1:14% 1:42% 3+Cim 3000	3 1 12 11 23 23	Hirald J L	b 116	5.30
14Jly89-9FL fst 170	:47% 1:14% 1:46% 3+Cim 3000	2 1 11 12 31 56 1	Hirald J L	b 116	11.40
3Jly89-3FL fst 170	:47% 1:12% 1:43% 3+Cim 3000	2 2 32 618 724 74 1	Hirald J L	b 116	6.40
13Jun89-4FL sly 1	:48% 1:15 1:43% 3+Cim 3000	3 1 12 12 11 2 1	Cook R W	b 116	10.00
2Jun89-2FL sly 5f	:22 :46% 1:06% 3+Cim 5000	8 8 89 97 111 113 1	Hirald J L	b 116	10.10
23May89-5FL fst 6f	:22% :46% 1:12% 3+Cim 5000	1 3 1 1st 1st 1st	Hirald J L	b 116	9.80
13May89-3FL sly 5f	:22% :46% 1:07 3+Cim 5000	7 8 78 68 68 58	Hirald J L	b 116	28.00
23Apr89-2FL fst 5f	:22% :46% 1:06% 3+Cim 5000	3 7 713 716 618 615 1	Hirald J L	b 116	17.70

70-24 Chennault's Pappy 1193 Jim's Dream 1165 Strike Magic 1171 1/2	Weakened 8
62-20 NYrOpps 1140 Chennault's Pappy 1194 Gldn Exm 1140	Weakened 11
41-16 Royl Mts doon 1160 New York Opps 1144 1/2 Petron Pyck 1161 1/2	Tired 9
67-22 Crew Cut 1161 Jim's Dream 1160 Royal Mats doon 1165	Gamely 8
68-18 Bubbles In Space 1191 Pal Mac 1162 Harvard Lover 1082 1/2	Outrun 11
80-13 Tiger's Promise 1163 Moment in Court 1171 Hanky Park 1161	Weakened 9
73-23 Romantic John 1161 Moment in Court 1171 Pal Mac 1142	No factor 9
69-14 Explosive C.P. 1112 Crew Member 1164 Moment in Court 1162 1/2	Outrun 7



FINGER LAKES



6 FURLONGS. (1.09%) CLAIMING. Purse \$2,800. Fillies and Mares. 3-year-olds and upward, which have not won a race since April 2, 1983. Weights, 3-year-olds, 117 lb. Older, 122 lbs. Claiming price \$3,000.

Coupled—Theyshallnotpass and Sadie Ain't No Lady.

Countess J. L. *

Own.—Lacovelli T

Re. f. 4, by Match the Hatch—Ojavan, by Navajo
Br.—Crabtree R E (NY)
Tr.—McKeever Glenda

\$3,000

23Jly89	4FL	st	5f	.22%	.47%	1:08	3+	OCim	3000	3	4	34	33	32	31	Hulet L	b	120	7.00
14Jly89	3FL	fst	5f	.22%	.47%	1:07%	3+	OCim	3000	2	6	66	86	97	75	Hulet L	b	120	15.80
8Jly89	2FL	fst	170	.48	1:14%	1:47%	3+	OCim	3000	5	8	107	113	117	1017	Hulet L	b	120	7.70
26Jun89	1FL	fst	6f	.22%	.46%	1:15	3+	OCim	3000	7	7	65	77	75	31	Hulet L	b	120	23.70
10May89	4FL	st	5f	.23	.48	1:08%	3+	OCim	3000	9	5	54	710	613	614	KINCON R	b	120	5.70
4Apr89	6FL	st	4f	.22%	.47%	.54%	3+	OCim	3000	3	4		913	913	810	Hulet L	b	120	2.50
25Mar89	3FL	st	4f	.23%	.48%	.55%	3+	OCim	3000	8	1		2nd	3rd	53	Hulet L	b	120	4.40
22Nov89	12FL	gd	6f	.22%	.46%	1:12%	3+	OCim	3000	3	6	69	673	613	523	Cook R W	b	113	14.50

120

Lifetime 1989 7 0 0 2 \$747
33 3 1 3 1988 20 3 1 1 \$8,584

74-24	Libra Two 120*	Asil Bee 120	Countess J. L. 120	Evenly 9
72-20	Annie's Battle 120	Libra Two 120	Asil Bee 120	No factor-11
47-25	Batchelorette 120	Dana Mia 120	Days of Splendor 120	Outrun-12
69-23	Sky's Endless Love 120	Dice Queen 120	Countess J. L. 120	Rallied 11
60-26	Glorious Nt 120	Sadie Ain't No Lady 120	Batchelorette 120	No threat 10
75-13	Burberry 120	B.M.J.'s Americ 120	Around And About 120	Taken up 10
77-17	At The Pointe 120	Lotharia 120	Dr.'s Flight 120	Tired 8
60-23	Steam Jenny 117	Roses From Barb 115	Nughty Lssie 122	Outrun-10

Mascara Miss

Own.—O'Connor R F

Dk. b. or br. f. 4, by Fio Rito—Lipstick, by Stymlie
Br.—Roman Louis (NY)
Tr.—Monserrate Felix

\$3,000

14Jly89	3FL	fst	5f	.22%	.47%	1:07%	3+	OCim	3000	3	9	1013	1011	1011	1111	Guerra J A	120	39.00
4Jly89	3FL	fst	6f	.22%	.46%	1:14	3+	OCim	3000	7	7	87	1014	1018	1012	Guerra J A	120	38.50
28Jun89	1FL	fst	6f	.22%	.46%	1:15	3+	OCim	3000	9	9	87	973	1083	1053	Vazquez R A	120	20.70
9Jun89	2FL	fst	1	.48%	1:14%	1:42	3+	OCim	3000	2	8	815	917	920	820	Hirald J L	115	28.80
25May89	1FL	fst	170	.48	1:13%	1:45	3+	OCim	3000	4	6	63	747	753	7113	Hirald J L	115	13.10
17May89	1FL	gd	6f	.23	.48	1:14%	3+	OCim	3000	1	6	714	711	715	7173	Hirald J L	116	6.00
1Nov88	2FL	fst	6f	.23	.46%	1:13	3+	OCim c-3000	3000	10	9	953	912	1093	953	McCarthy M J	117	6.40e
8Oct88	2FL	st	5f	.23	.47%	1:08	3+	OCim	3000	5	1	21	1nd	12	12	McCarthy M J	116	6.10

120

Lifetime 1989 6 0 0 0 \$5,640
14 3 0 0 1988 8 3 0 0

66-20	Annie's Battle 120	Libra Two 120	Asil Bee 120	Outrun-11
63-19	Thumbs Up 120	Balle de Match 120	Giveahoot 120	Outrun-11
65-23	Sky's Endless Love 120	Dice Queen 120	Countess J. L. 120	Outrun-11
53-23	Lady Mariene 119	Boledest Ever 112	Lowdown Lassie 119	Outrun 9
64-13	Timely Excuse 113	Captain Blofab 119	Dys of Splendor 113	Outrun 8
54-31	Ardie's Girl 116	Jay's Gem 119	Miss Nellie Ellie 116	Outrun 7
75-13	Legwarmers 115	Kindly Trial 113	Libra Two 115	Outrun-11
76-27	Mascara Miss 116	Band B Express 116	Willow Streak 113	Driving 6

3 LATEST WORKOUTS Jun 23 FL 3f fst :36% B

Seymour's Seymone

Own.—Kravet Ruth

B. m. 5, by Spruce Needles—Charming Ruthie, by Gray Legion
Br.—Kravet Ruth (NY)
Tr.—Fieldhouse Robert

\$3,000

11Jly89	5FL	fst	170	.47%	1:13	1:46%	3+	OCim	5000	4	2	1nd	21	32	65	McCarthy M J	116	3.60
26Jun89	3FL	fst	6f	.23	.47%	1:14	3+	OCim	5000	5	1	43	21	32	45	McCarthy M J	116	3.00
18Jun89	7FL	fst	1	.48%	1:14%	1:43%	3+	OCim	6500	5	5	42	22	34	35	McCarthy M J	115	8.90
10Jun89	2FL	fst	1	.47%	1:13%	1:41%	3+	OCim	8500	4	3	33	35	611	722	McCarthy M J	115	7.30
20May89	4FL	fst	170	.46%	1:12%	1:44%	3+	OCim	8500	7	5	66	64	75	59	McCarthy M J	115	4.80
10May89	7FL	st	6f	.22%	.46%	1:14%	3+	OCim	8500	4	9	98	714	817	7153	McCarthy M J	115	*2.30
28Apr89	9FL	fst	5f	.22%	.47%	1:07%	3+	OCim	8500	6	9	97	58	55	35	McCarthy M J	115	*3.30
16Apr89	6FL	fst	5f	.21%	.45%	.58%	3+	OCim	8500	2	6	78	58	45	3	McCarthy M J	115	12.00

120

Lifetime 1989 8 0 0 3 \$2,627
44 7 11 7 1988 18 5 4 2 \$16,004

64-20	Such Company 116	First Match 119	Lord Help Me 117	Gave way 8
71-23	Laugh 'n Breeze 116	Flying Medic 116	First Match 119	Weakened 6
62-32	Skip And Run 112	Piquelody 115	Seymour's Seymone 115	Weakened 7
55-22	Classzone 115	Embrace the Lady 115	Legwarmers 115	Tired 8
71-13	Mighty Model 113	Classzone 115	Lunkin 112	No rally 8
56-26	Makeafriend 115	Emerald Lil 119	Little Miss Marisa 115	No threat 10
74-22	Emerald Lil 119	Class Kind Miss 113	Seymour's Symon 115	Rallied 12
94-07	Egg Cream 112	Classzone 112	Seymour's Seymone 115	Rallied 9

Kar Jal Merry

Own.—Herron Karren

Dk. b. or br. m. 5, by Coculus—Merry Merrell, by San Siro
Br.—Herron Karren (NY)
Tr.—Buckley Jonathan B

\$3,000

OWN: -HERRON, KAREN										TR: -BUCKLEY, JENNIFER A									
23Jly89	4FL	st	5f	.22%	.47%	1:08	3+	OCim	3000	1	8	79	57	68	611	Saul D	120	17.10	
2Mar89	3Rkmfst	6f		.23%	.48	1:15%		OCim	3000	2	7	66	56	59	513	D'Agosto J G	115	16.20	
20Feb89	4Rkmfst	6f		.23%	.48	1:15%		OCim	3000	5	8	81	88	614	814	Foley D.	115	12.50	
12Feb89	3Rkmfst	6f		.23%	.49%	1:17%		OCim	3000	2	8	78	68	57	47	D'Agosto J G	116	11.70	
4Feb89	8Rkmgd	6f		.23%	.49%	1:18%		OCim	3000	4	8	89	98	52	64	D'Agosto J G	116	7.90	
27Jan89	10Rkmgd	6f		.23	.47%	1:15%		OCim	3000	6	12	113	99	67	58	Estevez R	119	8.90	
19Jan89	4Rkmfst	6f		.23%	.49%	1:16%		OCim	3000	1	11	121	129	810	49	Estevez R	119	4.30	
10Jan89	10Rkmfst	6f		.22%	.47%	1:14%		OCim	3000	12	8	111	89	45	35	Estevez R	119	13.10	

120

Lifetime 1989 9 0 0 1 \$992
37 3 4 3 1988 13 2 1 0 \$5,804

65-24	Libra Two 120*	Asil Bee 120	Countess J. L. 120	No factor 9
54-33	Glorious Cathy 119	Faraway Moon 119	Winsom Honey 116	Outrun 7
52-31	Northern High 119	Evrybody Lugh 116	Zndn 122	Showed nothing 9
48-50	Third Degree Burn 120	Cutlin's Qun 116	Winsom Honey 116	Outrun 10
48-54	Egyptin Styl 122	Cutlin's Qun 116	Winsom Honey 116	Lacked a bid 12
59-34	Thi's A Breeze 119	Third Dgr Burn 122	Winsom Honey 116	No threat 10
51-45	Azsalutely 116	Carters Gunflint 116	Doc's Video 119	Rallied 12
67-27	Maybe With Luck 119	Azsalutely 116	Kar Jal Merry 119	Very wide 12

3 LATEST WORKOUTS Jly 12 FL 4f fst :50% B

Fire And Fury

Own.—Cox Loren G

Ch. f. 4, by Match the Hatch—Fiery Maid, by Explodent
Br.—Kluener R G (NY)
Tr.—Cox L Craig

\$3,000

14Jly89	3FL	fst	5f	.22%	.47%	1:07%	3+	OCim	3000	10	5	86	56	45	52	Gutierrez J A	b	120	10.20
4Jun89	2FL	my	6f	.23%	.48%	1:15%	3+	OCim	3200	2	7	47	59	59	59	Fenech S C	b	115	*2.20
26May89	3FL	st	6f	.22%	.46%	1:14%	3+	OCim	3000	10	7	66	43	3nk	31	Cruz C	b	120	5.70
21May89	3FL	fst	170	.47%	1:13	1:46	3+	OCim	3000	1	5	44	34	31	48	Cruz C	b	120	4.20
16May89	12FL	st	5f	.22%	.48%	1:08%	3+	OCim	3000	10	10	121	97	43	43	Cruz C	b	120	4.30
9May89	8FL	gd	1	.49%	1:15%	1:42%	3+	OCim	8000	6	6	3	66	611	712	Guerra J A	b	112	2.70e
15Apr89	1FL	fst	6f	.23%	.46%	1:12%	3+	OCim	3000	1	1	31	21	21	41	Cruz C	b	115	2.80
4Apr89	2FL	st	5f	.22%	.48	1:01%	3+	OCim	3000	2	2	78	57	44	43	Cruz C	b	115	3.00

120

Lifetime 1989 15 1 1 1 \$4,170
30 3 2- 2 1988 15 2 1 1 \$12,173

74-24	Libra Two 120*	Asil Bee 120	Countess J. L. 120	Lacked fin, bid 11
59-31	Reasonably Lovely 116	Sirriba 119	Return Cost 114	7
71-31	Boledest Ever 113	Dr.'s Flight 120	Fire And Fury 120	Hung-11
62-18	Elaine's Desire 120	Hi Chi 120	Lady Chumley 120	Hung 10
69-28	Mae Chilson 120	Dr.'s Flight 120	Accrued Interest 120	Mild resp. 12
60-25	Legwarmers 115	Alice Arden 112	Such Company 112	Tired 8
82-08	Bid Again Deb 119	First Match 110	Jay's Gem 115	Weakened 6
76-17	Bid Again Deb 117	Lady Syncopet 115	No More Wills 115	No factor 8

3 LATEST WORKOUTS Jly 26 FL 4f fst :53% Bg

Theyshallnotpass

Own.—Fiona P

B. m. 6, by Snurb—Ernie's Belle, by Sette Belle
Br.—Smijet Farm (Fla)
Tr.—Clouston Edward

\$3,000

23Jy89	4FL	st	5f	.22%	.47%	1:08	3+	OCim	3000	4	6	67	610	55	42	Dominguez C V b	120	10.30e	
26Jun89	1FL	fst	6f	.22%	.46%	1:15	3+	OCim	3000	2	8	119	108	97	83	Faine C	b	120	2.60e
13Dec89	10Rkmfst	6f		.23%	.48%	1:16%	3+	OCim	3000	2	6	97	114	1012	88	Messina R	b	119	25.50
27Nov89	2FL	fst	5f	.22%	.47%	1:07	3+	OCim	3000	3	9	119	118	87	80	Cook R W	b	122	16.10e
19Nov89	3FL	fst	6f	.23	.47	1:12%	3+	OCim	3000	1	10	97	88	66	65	Faine C	b	122	7.10
9Nov89	5FL	st	6f	.23	.46%	1:13%	3+	OCim	3000	5	6	63	810	88	78	Faine C	b	122	*2.00e
28Oct89	6FL	fst	5f	.22%	.46%	1:07	3+	OCim	3000	5	4	31	2nd	1nd	14	Faine C	b	116	6.90
18Oct89	12FL	gd	6f	.22%	.46%	1:14%	3+	OCim	3000	7	4	44	43	23	42	Faine C	b	115	8.50

Cherokee Baby

Own.—Bell R J

26Jly89-	2FL	fst	170	.48	1:14½	1:46½	3+@Clim	3000
8Jly89-	2FL	fst	170	.48	1:14½	1:47½	3+@Clim	3000
28Jun89-	1FL	fst	6f	.22½	.46½	1:15	3+@Clim	3000
14Jun89-	3FL	sly	6f	.22½	.47½	1:15	3+@Clim	3000
4Feb89-	8Rkmgd	6f		.23½	.49½	1:18½	@Clim	3000
28Jan89-	8Rkmfst	140		.49	1:15½	1:48½	@Clim	3000
20Jan89-	8Rkmfst	6f		.22½	.47½	1:16½	@Clim	3000
17Dec88-	5Rkmfst	6f		.23½	.48½	1:16½	3+@Clim	3000

LATEST WORKOUTS Jun 11 FL 3f fst :38½ B

Ch. h. or br. m. 5, by Cherokee Fellow—Bena Baby, by Rock Talk
Br.—Newchance Farm (Fla)
Tr.—Nichols Mert

\$3,000

8 6	64½	75	814	716	Messina R	b 120	34.80
1 4	54½	68½	68½	811½	Spencer C AS	b 115	9.40
4 10	97½	68	64½	42½	Pabon J C Jr	b 120	43.60
3 9	9110½	1016	1014½		Pabon J C Jr	b 120	37.30
10 2	45½	35	73½	99½	Messina R	b 116	45.90
5 5	44½	49	715	618½	Bridges K5	b 111	43.40
7 2	81½	914	814	610	Bridges K5	b 111	44.30
8 2	33	58½	916	914½	Messina R	b 118	84.50

120

Lifetime 1989 7 0 0 0 \$215
43 5 1 3 1988 17 2 0 1 \$4,894

53-19	Miss Nellie	120½	Dysod Splendor	120½	Accr Interest	120½	Shown little 10
52-25	Batchelorette	120½	Dana Mia	120½	Days of Splendor	120½	Tired 12
68-23	Sky's Endless Love	120½	Dice Queen	120½	Countess J.L.	120½	Rallied 11
56-24	Magic Bag	120½	Kindly Trial	120½	Dwelling	120½	Outrun 11
44-54	Egyptian Style	122½	Cuttin' Queen	116½	Winsome Honey	116½	Tired 12
31-36	Ardie's Girl	115½	Autumn D'or	116½	Nurquia	116½	Tired 11
51-37	New York Nancy	120½	Heavy Chick	116½	Bobalina Gal	118½	No factor 5
47-40	Bruce The Queen	115½	Joy A's	Miri	118½	Derry Point	116 Brief speed 10

Maria Domenica

Own.—Serafine P

29Nov88-4FL	fst	6f	.22½	.46½	1:13½	3+@Clim 3000
15Nov88-1FL	fst	6f	.22½	.47	1:12½	3+@Clim 3000
1Nov88-3FL	fst	6f	.22½	.45½	1:05½	3+@Clim 3000
21Oct88-4FL	fst	6f	.22½	.46½	1:13½	3+@Clim 3000
11Oct88-2FL	sly	5½f	.22½	.47½	1:08½	3+@Clim 3000
2Oct88-10FL	fst	6f	.23½	.47½	1:14½	3+@Clim 3000
23Sep88-3FL	sly	5½f	.22½	.47½	1:07½	3+@Clim 3000
13Sep88-12FL	fst	6f	.22½	.47½	1:14½	3+@Clim 3000

LATEST WORKOUTS Jly 29 FL 5f fst :02½ H

Ch. m. 6, by Proponent—Classy Tiger, by Fignero
Br.—Panorama Farms (NY)
Tr.—Anderson Bruce

\$3,000

4 1	14½	16	15	22½	Saul D	b 116	*.70
6 6	43½	32	22½	21½	Saul D	b 116	*1.50
5 4	34	33	22½	23½	Dominguez C V b	116	4.00
3 4	41½	22	22	35	Dominguez C V b	116	3.40
1 9	63½	53	64½	56½	Dominguez C V b	122	*2.10
3 7	1nd	12	13	3½	Dominguez C V b	122	7.70
1 8	53½	33	22½	55½	Dominguez C V b	122	7.00
1 5	1nd	12	1nd	77	Dominguez C V b	122	7.70

120

Lifetime 1988 9 0 3 2 \$2,752
40 4 10 5 1987 16 1 3 1 \$4,938

74-20	Kar Jai Merry	122½	Maria Domenica	116½	Mikie Seven	122½	Game try 8
81-15	Libra Two	122½	Maria Domenica	116½	Magic Bag	122½	2nd best 9
87-13	Asil Bee	116½	Maria Domenica	116½	Roses From Barbara	122½	Gamely 12
75-16	Annie's Bttle	116½	Roses From Barbara	122½	Miri Dominic	116½	Weakened 10
66-26	Batchelorette	122½	Dwelling	122½	Mud Flip	122½	Steadied 10
74-22	Francophile	122½	Theys shall not pass	122½	Miri Dominic	122½	Gave way 12
73-22	Ote With The King	122½	Dwelling	122½	Francophile	122½	Saved ground 8
65-24	Wild Wild West	122½	Francophile	122½	Theys shall not pass	122½	Faltered 11

Balle de Match

Own.—Dixon T

14Jly89-3FL	fst	5½f	.22½	.47½	1:07½	3+@Clim 3000
4Jly89-3FL	fst	6f	.22½	.46½	1:14	3+@Clim 3000
24Jun89-10FL	fst	5½f	.22½	.47	1:07½	3+@Clim 3000
9Jun89-9FL	fst	170	.47½	1:14	1:47½	3+@Clim 3000
26May89-3FL	sly	6f	.22½	.46½	1:14½	3+@Clim 3000
16May89-12FL	sly	5½f	.22½	.48½	1:08½	3+@Clim 3000
25Apr89-6FL	fst	5½f	.22½	.47½	1:07½	3+@Clim 3000
1Apr89-9FL	sly	4½f	.22½	.45½	.52	3+@Clim 3000

LATEST WORKOUTS Jun 20 FL 4f gd :52 B

Ch. m. 5, by Match the Hatch—What a Lucky Lady, by What Luck
Br.—Orym and Leonard (NY)
Tr.—Smith Kenneth R

\$3,000

4 10	98½	96½	87½	97	Bridges K	b 120	6.20
2 8	51½	53½	24	22	Bridges K	b 120	8.20
8 11	79½	87½	54½	42	Bridges K	b 120	34.00
9 2	2½	33½	68	914½	Hulet L	b 120	9.50
4 5	53½	55	43½	64½	Bridges K	b 120	20.50
8 1	54½	55½	33	54½	Bridges K5	b 115	28.10
9 6	76½	712	1012	911	Bridges K5	b 115	14.40
1 8	66½	36½	311½		Bridges K5	b 115	8.50

120

Lifetime 1989 8 0 1 1 \$1,190
33 3 2 4 1988 11 2 0 2 \$4,472

70-20	Annie's Battle	120½	Libra Two	120½	Asil Bee	120½	Outrun 11
74-19	Thumbs Up	120½	Balle de Match	120½	Giveahoot	120½	Rallied 11
79-14	Nicole Sari	120½	Penny In The Slot	120½	Maree's Riviera	120½	Rallied 12
48-23	Medieval Gem	120½	Batchelorette	120½	Lam Legend	120½	Stopped 11
69-31	Boldest Ever	113½	Dr.'s Flight	120½	Fire And Fury	120½	No rally 11
67-28	Mae Chilson	120½	Dr.'s Flight	120½	Accrued Interest	120½	Weakened 12
68-19	Mighty Widge	120½	Winter Jasmine	120½	Annie's Battle	120½	Outrun 12
86-05	Brian's Honey	120½	Cool Barb	120½	Balle de Match	115½	Evenly late 5

Asil Bee

Own.—Wright Shirley Ann

23Jly89-4FL	fst	5½f	.22½	.47½	1:08	3+@Clim 3000
14Jly89-3FL	fst	5½f	.22½	.47½	1:07½	3+@Clim 3000
28Jun89-1FL	fst	6f	.22½	.46½	1:15	3+@Clim 3000
6May89-8FL	fst	5½f	.23	.47	1:07	3+@Clim 3000
9Apr89-2FL	fst	4½f	.22½	.47½	.54	3+@Clim 3000
27Nov88-2FL	fst	5½f	.22½	.47½	1:07	3+@Clim 3000
19Nov88-4FL	fst	6f	.23	.47	1:13½	3+@Clim 3000
9Nov88-5FL	sly	6f	.23	.46½	1:13½	3+@Clim 3000

LATEST WORKOUTS Jun 20 FL 4f gd :52 B

B. m. 8, by Vanistorio—Sly Liz, by Amber Morn
Br.—Budgar Stable (NY)
Tr.—Wright Floyd

\$3,000

2 5	11½	12	12½	2nd	Hirald J L	120	2.60
5 2	11½	12½	11½	31½	Hirald J L	120	15.10
11 1	76½	87½	118½	116½	Lafier B M	120	12.20
4 5	45½	66½	67½	614	Lafier B M	115	14.90
1 1	1nd	32	57½		Lafier B M	115	5.70
4 5	3nd	2nd	52	88½	Faine C	122	4.00
1 3	11½	11½	12½	41	Faine C	122	*2.50
10 1	2nd	12	11½	2nd	Lafier B M	122	10.40

120

Lifetime 1989 5 0 1 1 \$1,070
72 5 13 11 1988 8 1 1 0 \$3,000

76-24	Libra Two	120½	Asil Bee	120½	Countess J. L.	120½	Just failed 5
75-20	Annie's Battle	120½	Libra Two	120½	Asil Bee	120½	Weakened 11
65-23	Sky's Endless Love	120½	Dice Queen	120½	Countess J.L.	120½	Outrun 11
67-19	Date With The King	119½	Crazy Pearl	115½	Bid Again	Deb 119½	Outrun 11
80-13	Ote With The King	117½	B.M.J.'s	Americ	115½	At The Pointe	113½ Tired 5
72-20	Golden Ginny	119½	Libra Two	122½	Darcel	116½	Tired 12
79-16	Fio Power	119½	Triumphant Venue	117½	Golden Ginny	119½	Weakened 5
77-19	Batchelorette	122½	Asil Bee	122½	Golden Ginny	119½	Just failed 11

Dr.'s Flight

Own.—Mills P W

23Jly89-4FL	sl	5½f	.22½	.47½	1:08	3+@Clim 3000
4Jly89-3FL	fst	6f	.22½	.46½	1:14	3+@Clim 3000
26May89-3FL	sly	6f	.22½	.46½	1:14½	3+@Clim 3000
16May89-12FL	sly	5½f	.22½	.48½	1:08½	3+@Clim 3000
6May89-3FL	fst	6f	.22½	.46½	1:14	3+@Clim 3000
22Apr89-1FL	fst	6f	.22½	.46½	1:13½	3+@Clim 4000
11Apr89-6FL	fst	5½f	.21½	.45½	1:05	3+@Clim 4000
25Mar89-3FL	sly	4½f	.23½	.48½	.55½	3+@Clim 3000

LATEST WORKOUTS Jly 19 FL 3f fst :37½ B

Ch. m. 6, by Dr Hurt—Flight Nurse, by Jetmar
Br.—Patterson Genora (NJ)
Tr.—Mills Philip W

\$3,000

8 3	56	712	712	712½	Pabon J C Jr	b 120	4.40
9 6	64½	913½	126½	132½	Gutierrez J A	b 120	3.10
6 2	21½	23	2nd	23	Pabon J C Jr	b 120	3.90
3 4	3½	12½	1nd	22	Pabon J C Jr	b 120	*3.30
1 9	72½	65	41½	23	Pabon J C Jr	b 120	7.10
1 1	44½	35½	36	36½	McCarthy M J	b 115	7.60
8 4	57	47	46	65½	McCarthy M J	b 115	2.70
5 5	55½	31½	31½		McCarthy M J	b 120	3.80

120

Lifetime 1989 11 0 3 2 \$2,876
61 4 10 7 1988 21 1 2 1 \$5,726

63-24	Libra Two	120½	Asil Bee	120½	Countess J. L.	120½	Tired 5
43-19	Thumbs Up	120½	Balle de Match	120½	Giveahoot	120½	Stopped 11
72-31	Boldest Ever	113½	Dr.'s Flight	120½	Fire And Fury	120½	Gamely 11
70-28	Mae Chilson	120½	Dr.'s Flight	120½	Accrued Interest	120½	Gamely 12
75-19	Cool Barb	120½	Dr.'s Flight	120½	Thumbs Up	120½	Game out 10
70-20	Flying Medic	115½	Burberry	115½	Dr.'s Flight	115½	Evenly 5
86-04	Egg Cream	119½	Burberry	115½	She Gona Hide	115½	Weakened 5
79-17	At The Pointe	120½	Lotharia	120½	Dr.'s Flight	120½	Rallied 8

Stayout of the Wind

Own.—Wasiluk Sharyn

26Jly89-2FL	fst	170	.48	1:14½	1:46½	3+@Clim 3000
16Jly89-1FL	fst	170	.48½	1:14½	1:47½	3+@Clim 3000
4Jly89-3FL	fst	6f	.22½	.46½	1:14	3+@Clim 3000
28Jun89-1FL	fst	6f	.22½	.46½	1:15	3+@Clim 3000
4Jun89-2FL	gd	5½f	.22	.46½	1:06½	3+@Clim 3000
26May89-2FL	sly	6f	.22	.46½	1:15½	3+@Clim 3000
17May89-1FL	gd	6f	.23	.48	1:14½	3+@Clim 5000
18Apr89-10FL	fst	5½f	.22½	.46½	1:05½	3+@Clim 5000

LATEST WORKOUTS Jly 14 FL 3f fst :37½ B

B. f. 4, by Good Rob—Larks Wind Song, by Gun Magic
Br.—Bartlett Sharyn K (NY)
Tr.—Wasiluk Sharyn

\$3,000

10 3	21½	21	611	816½	Doxey D L	b 120	16.80
5 1	1nd	31½	44½	49½	Doxey D L	b 120	15.30
4 4	2nd	43½	57½	79½	Doxey D L	b 120	18.20
10 3	31½	33	44	63	Doxey D L	b 120	7.70e

I did warn you that these weren't simple. I would have missed the second race unless I saw the odds and bet three horses. On the other hand, I would have had the daily double and the second race exacta, so I wouldn't have complained much.

In the second, Class/APV gives us four horses:

- 1) French Detective
- 2) Baja Peninsula
- 3) Golden Example
- 4) Strike Magic

PBS has two horses that more or less stand out:

- 1) French Detective
- 2) Feeling His Oats

Three other horses are together on the next step down:

- 3) Jim's Dream
- 4) Baja Peninsula
- 5) Bonnie's L'il Boy

French Detective and Baja Peninsula are obvious contenders, and in they go. Bonnie shows you that you can't trust PBS or anything to pick contenders automatically. 22 lengths indeed. Golden Example and Strike Magic are both high Class/APV horses coming out of the same Tandem. Since the Tandem was run on an off track, they both have the class to go back one.

Feeling His Oats has the best PBS number in the field, but he's coming off two very bad efforts with no excuses. Both were run faster than we expect today, but he doesn't win against 1:14.4 either. I don't have much problem tossing him out. Jim's Dream doesn't have enough Class/APV to warrant going back. He lives or dies on the last line.

Synergism II doesn't much like the winner off the pace line we used, getting him no better than third Sustained and third in the Doctor. French, the place horse, dominates the readouts, and the exacta isn't impossible, though I admit I'd have trouble getting the horse. Especially since we saw that the Track Profile shows Early and Factor W winning.

ENERGY! makes another of its remarkable predictions, saying that the race will run Sustained. Don't ask me how it does it, just do as I do and believe. On the other hand, even ENERGY! gets Strike no better than tied for second, and I think many users would break the tie in Baja's favor. The \$89 exacta is just laying there waiting for you, and I would have definitely used all three horses in the double. A genuine tough race, that's why it paid \$20.

SYNERGISM II

RACE: 02FLS2 DIST: - MILE & 70 YARDS COMMENTS:

SETUP 114.1 146.2

NAME	F W	E P	S P	T T	F X	W X
FRENCH	52.93	53.82	52.04	52.82	52.12	52.52
BAJA	52.82	54.11	51.53	52.24	51.99	52.40
GOLD	52.65	54.18	51.11	51.96	51.64	52.14
STRIKE	52.56	53.71	51.42	52.12	51.76	52.16
JIM	52.62	54.09	51.16	51.69	51.85	52.23

	F 1	F 2	F 3	S C		SC B/L
Pace	55.47	53.53	50.26	54.18		
JIM	55.47	51.53	48.23	54.09	GOLD	0.00
GOLD	55.23	52.29	48.04	54.18	BAJA	0.31
BAJA	55.02	52.48	48.95	54.11	JIM	0.43
STRIKE	54.39	52.48	49.13	53.71	FRENCH	1.63
FRENCH	53.97	53.53	50.26	53.82	STRIKE	2.10

RANKINGS

=====

	F W	E P	S P	T T	F X	W X	L P	D R	MED E
	===	===	===	===	===	===	===	===	=====
FRENCH	1	3	1	1	1	1	1	1	68.17
BAJA	2	2	2	2	2	2	2	2	68.71
JIM	3	2	4	5	3	3	4	3	68.93
GOLD	3	1	4	4	5	4	5	4	69.17
STRIKE	4	4	3	3	4	4	3	3	68.55

E N E R G Y
* * * * *

Race: 02FLEN Dist = MILE & 70 YARDS Comments:
=====

Name	Total	RAW Median	Factor X
FRENC	152.95	68.39	66.51
JIM	152.43	68.68	66.94
GOLD	151.97	68.93	66.80
STRIK	151.90	68.57	66.73
BAJA	151.20	68.76	66.93

Name	Total	Automatic ADJUSTED Median	Lex
FRENC	152.96	68.38	31.61
JIM	152.62	68.51	31.48
GOLD	152.31	68.62	31.37
STRIK	152.26	68.25	31.74
BAJA	151.79	68.22	31.77

Pace	F 1	Matchup F 2	F 3
	35.57	33.48	31.59
GOLD	35.57	33.05	30.92
JIM	35.54	32.97	31.24
BAJA	35.41	32.80	30.99
STRIK	35.14	33.10	31.27
FRENC	34.90	33.48	31.59

Name	Emuv	Smuv	uXr
FRENC	0.046	0.046	0.091
JIM	0.008	0.118	0.125
STRIK	0.056	0.155	0.211
BAJA	0.020	0.206	0.225
GOLD	0.000	0.206	0.206

PARAGON A
JIM

PARAGON B
FRENC

ENERGIZER
JIM

VARIEGATE
Sustained

RANKINGS
=====

	E P	P R	H E	S P	L X	F X	Muv
	==	==	==	==	==	==	==
JIM	1	1	3	3	4	1	0.00
GOLD	2	3	4	4	5	2	0.19
BAJA	3	4	5	2	1	4	0.68
FRENCH	4	2	1	1	3	2	1.45
STRIKE	5	5	2	2	2	3	1.45

Paragon A

JIM _____
BAJA _____
GOLD _____

Paragon B

FRENC _____
BAJA _____
JIM _____

The third race should prove to you that this approach works, and is well worth the trouble. This is really the easiest of the three races, yet the potential payoff is huge. Let's go through our paces yet again.

First, Class/APV. There are really only two horses with "sit up and take notice" Class/APV figures in this race:

- 1) Seymour's Seymone
- 2) Fire and Fury

Maria Domenica has OK Class/APV and would be considered marginal. Asil Bee and Dr's Flight round up the top five, but are really borderline. Now, on to PBS. Seymour stands alone at the top, but lets look at the next grouping:

- 1) Seymour's Seymone
- 2) Maria Domenica
- 3) Stayoutofthewind
- 4) Asil Bee
- 5) Countess J.L.

Seymour is in the top group on both ratings, and is an obvious contender. Maria Domenica is close, but is coming off a nine month layoff. Her Class/APV just isn't high enough to indicate she can step in and win. Very few \$3,000 claimers do well off layoffs.

After that, I couldn't see any reason to cut it any finer, so I dumped all six horses into the computer. Both Synergism and ENERGY! put Seymour on top, which is a given going in. The horse's internal fractions are great off the last line. I'm more inclined to go back one on the horse, because I don't like using internals when I can avoid it, but I can't quibble with Bert's choice. I certainly wouldn't hesitate to bet it.

In sprints, Finger Lakes runs quite Early most of the time, and betting the top two Early horses from Synergism gets the winner. The place horse is a little harder to find, but it is the most Sustained horse outside the top two and is third in Factor W after our two win choices. Certainly not a great stretch to toss him into any box.

ENERGY! gives you the same two horses, with Seymour even more dominant. The exacta is just as easy, and if you follow ENERGY!'s recommendation and box the top three Early horses in the trifecta, you have a nice \$2,000 hit.

Both programs preform similarly because we used the same approach to the race with both programs. Same contenders, same pacelines. The key to winning big is seeing the potential of horses that the public overlooks. At 6 to 1, Asil was a bargain, and good ol' PBS pointed us at a very long priced place horse. Seymour was a disappointment (except to Bert's bankroll) but that's why we bet on two horses to win.

SYNERGISM II

RACE: 03FLS2 DIST: - 6.0 FURLONGS COMMENTS:

SETUP: 47.2 115

NAME	F W	E P	S P	T T	F X	W X
COUNT	53.79	55.75	52.81	53.91	53.70	53.75
SEYMO	54.25	55.85	53.45	54.08	54.83	54.54
FIRE	53.87	55.55	53.04	54.04	53.66	53.77
THEY	53.51	55.59	52.47	53.92	52.71	53.11
ASIL	54.15	56.74	52.86	54.24	54.22	54.19
STAY	54.01	55.61	53.20	53.77	54.85	54.43

Face	F 1	F 2	F 3	S C		SC B/L
	59.45	55.14	51.05	56.74		
ASIL	59.45	54.27	48.98	56.74	ASIL	0.00
STAY	58.90	52.69	50.79	55.61	SEYMO	2.38
SEYMO	58.61	53.34	51.05	55.85	COUNT	2.65
COUNT	57.52	54.12	49.88	55.75	STAY	3.00
FIRE	56.80	54.42	50.52	55.55	THEY	3.08
THEY	56.07	55.14	49.34	55.59	FIRE	3.18

RANKINGS

=====

	F W	E P	S P	T T	F X	W X	L P	D R	MED E
	===	===	===	===	===	===	===	===	=====
SEYMO	1	2	1	2	1	1	1	2	68.67
ASIL	2	1	4	1	2	3	3	3	69.90
STAY	3	4	2	4	1	2	1	3	68.74
FIRE	4	5	3	2	3	4	1	3	68.76
COUNT	5	3	4	3	3	4	1	1	69.16
THEY	6	4	5	3	4	5	2	4	69.31

E N E R G Y
* * * * *

Race: 03FLEN Dist = 6.0 FURLONGS Comments:

Name	Total	RAW Median	Factor X	Name	Automatic ADJUSTED Total	Median	Lex
SEYMO	164.07	68.62	67.29	SEYMO	163.56	69.04	30.95
STAY	161.49	68.77	67.30	STAY	161.84	68.47	31.52
FIRE	159.75	69.52	66.60	FIRE	160.67	68.72	31.27
ASIL	159.64	69.92	66.65	ASIL	160.59	69.08	30.91
COUNT	159.38	70.09	66.28	COUNT	160.42	69.17	30.82
THEY	158.99	70.15	65.94	THEY	160.16	69.12	30.87

Face	F 1	Matchup F 2	F 3	Name	Emuv	Smuv	uXr
ASIL	36.14	33.54	31.57	ASIL	0.000	0.605	0.605
SEYMO	36.13	32.90	31.57	SEYMO	0.004	0.004	0.009
STAY	35.92	32.55	31.08	COUNT	0.093	0.764	0.856
COUNT	35.90	33.26	29.50	STAY	0.093	0.252	0.344
FIRE	35.71	33.00	30.12	FIRE	0.150	0.621	0.771
THEY	35.57	33.55	29.40	THEY	0.155	0.861	1.016

PARAGON A

PARAGON B

ENERGIZER

VARIEGATE

SEYMO

SEYMO

SEYMO

Early

RANKINGS

	E P	P R	H E	S P	L X	F X	Muv
SEYMO	1	1	1	1	3	1	0.00
ASIL	2	3	6	4	4	3	1.96
STAY	3	2	2	2	1	2	1.71
FIRE	4	4	3	3	2	4	3.49
COUNT	5	5	5	5	6	5	3.37
THEY	6	6	4	6	5	6	4.33

Paragon A

Paragon B

SEYMO _____
STAY _____
ASIL _____

SEYMO _____
STAY _____
FIRE _____

I hope you come away with a sense of what this article was intended to teach you. This isn't just another "look what I did" run through of a past race where someone made some money. That you won or lost when you handicapped these races isn't important; it's too late to bet them anyway. What I hope you take from this is an understanding of the process we used to find contenders and pace lines.

Contender selection has long been my biggest problem in using the Sartin Methodology to its maximum potential. For the first time, I feel I have a procedure that allows me to not only handle the tracks and horses I handicap regularly, but also to march into any racetrack in the country and start betting. I bet the first race I ever saw at Monmouth, and I made over \$600 on it.

Like with everything else we present, don't take my word for it. Give it a try and see if it doesn't only get the winner in your machine, but also guide you into a thoughtful and meaningful analysis of each race.

Finger Lakes

Off Times in Local P.M. Time Unless Otherwise Noted.
Wednesday, August 2, 1989

WEATHER RAINY—TRACK FAST

1st FL: 1m, 1:41-2/5. Off 1:36.

1—Wrestling Team	\$10.40	5.40	3.20
7—Miss Telephone		4.40	2.60
3—Classic End			3.40

Jockeys: D. Jacobs, M.J. McCarthy, K. Bridges.

NO SCRATCHES.

Exacta (1-7) Paid \$64.00.

2nd FL: 1-70yds., 1:44. Off 2:01.

7—Strike Magic	\$21.60	8.40	6.20
3—French Detective		3.60	2.80
1—Bonnie's L'il Boy			4.00

Jockeys: C. Faine, L. Hulet, R.W. Cook.
Stable Coupling: Bonnie's L'il Boy and Jim's Dream.

NO SCRATCHES.

Daily Double (1-7) Paid \$192.40.

Exacta (7-3) Paid \$89.80.

3rd FL: 6f, 1:13-3/5. Off 2:27.

10—Asil Bee	\$14.40	6.80	3.60
12—Stayoutofthewind		22.00	10.20
3—Seymour's Seymone			3.40

Jockeys: J.L. Hiraldo, S.L. Winford, M.J. McCarthy.

SCRATCHED: Sadie Aint No Lady.

Exacta (10-12) Paid \$804.60.

Trifecta (10-12-3) Paid \$2,060.00.

4th FL: 5½f, 1:05. Off 2:53.

6—Banner of Victory	\$11.80	4.60	3.80
1—Ossian Greene		6.80	3.80
2—Kick Off Time			6.20

Jockeys: D. Saul, R. Attanasio, M. Harris.

Stable Coupling: Ossian Greene and Bubbles in Space.

SCRATCHED: Naudimr.

Exacta (6-1) Paid \$71.20.

5th FL: 5½f, 1:06-1/5. Off 3:21.

4—Triodel	\$5.60	4.00	4.20
3—Rhapsody's Classic		8.40	5.80
1—Forlinton			3.20

Jockeys: D.R. Miller, C.V. Dominguez, R. Messina.

NO SCRATCHES.

Exacta (4-3) Paid \$65.80.

6th FL: 6f, 1:13. Off 3:47.

3—Jeweled Cross	\$18.60	7.40	4.20
9—L'Eclat		7.20	4.40
1—Star Wisper			3.00

Jockeys: M.J. McCarthy, R. Rincon, R. Messina.

SCRATCHED: Cherrulla, Princess Woo.

Exacta (3-9) Paid \$138.40.

Trifecta (3-9-1) Paid \$406.00.

7th FL: 1m, 1:39-4/5. Off 4:15.

3—Gimme a Bee	\$11.20	4.60	3.20
4—Route Nineteen		8.40	4.60
1—Mistique Match			3.60

Jockeys: B.M. Laffer, C.V. Dominguez, D. Saul.

NO SCRATCHES.

Exacta (3-4) Paid \$95.40.

8th FL: 5½f, 1:04-3/5. Off 4:42.

8—Sincere Wish	65.40	29.80	19.40
10—Cool Roman		30.40	9.40
5—Champion Star			4.00

Jockeys: A.E. Cordero, J.A. Gutierrez, D. Saul.

SCRATCHED: Favorite Holme.

Exacta (8-10) Paid \$1,242.80.

Late Daily Double (3-8) Paid \$219.80.

9th FL: 5½f, 1:07-3/5. Off 5:09.

5—Hurricane Glenn	\$12.60	8.40	6.20
10—Sam's Duphis		6.80	5.60
2—Cruise Chronicle			3.60

Jockeys: D. Jacobs, K. Whitley, J.A. Grabowski.

SCRATCHED: Smartacus, Big Apple Slew.

Auburn Eagle, He's alive, Viking's Roar.

Exacta (5-10) Paid \$103.80.

Trifecta (5-10-2) Paid \$414.00.


Attendance 3,243.

Total Mutuel Pool \$252,631.

OTB Pool \$464,241.



A N D



With the Doc

We will dedicate this entire column to an issue which arises every summer: short prices, shorter fields and low average win mutuels.

Since early June, clients investing at Hollywood Park have been plagued by this problem. It also happens in New York, Ak-sar-ben, Chicago and elsewhere. We will address the situation as generic, but focus specifically on Canterbury Downs in Minnesota.

It is essential for ALL handicappers to understand that summertime produces a unique combination of circumstances, wherein most race horses are running at the peak of their form at established class levels on tracks less subject to the vagaries of weather. Granted that in the Mid-West and in New York there are many summer downpours, but since they are accompanied by so much heat they seldom have a lasting effect on track surface.

Consistent form and minimal daily surface variants create a circumstance where handicapping factors known to virtually every race-goer dominate. Public handicappers, newspaper columnists and touts, all of whom have a great influence on the public's decision, have field days using factors of form, consistency and final time. When this advantage is magnified by short fields, the potential for longer price horses is further diminished.

In cold weather areas, such as Minnesota, the track MUST make its profit during a few short summer months. Since the majority of racing fans play favorites, races at such tracks are carded in such a fashion wherein only two or three contenders have any REAL chance of winning. For the most part these horses are obvious to almost anyone. Let the fan boast of winning two or three races every day and he/she goes back to the track day after day. The thrill of cashing tickets is the best promotional lure available to these tracks.

The long shot handicapper, decidedly in the minority, gets disgruntled and perhaps abandons the track. Still, the best laid plans of racing secretaries do go astray two or three times each day and better prices become available. It behooves us to sharpen our skills for these opportunities.

I tried to abbreviate the following letter from a Minnesota client but his language was too succinct. There is no deadwood. He addresses the issue thoroughly. I crossed out his name and address because that which he perceives as a problem would so delight most Minnesota area fans to the point where they would beleaguer him with phone calls and letters asking for the secret of his success; although he perceives it as failure.

Dr. Howard Sartin, Ph.D.
1390 East Sixth Street #6
Beaumont, California, 92223

Dear Dr. Sartin:

The purpose of this letter is to provide you at the Institute with what I feel is valid information, and, at the same time, to voice some frustration I am having with attempting to apply the Methodology (for the second year) at Canterbury Downs in Minnesota.

As you may or may not recall, I had initial application problems, mostly engendered by not fully understanding the Methodology, and later, by lack of access to a computer. The latter plagued me until just recently, when a kind friend agreed to give me unlimited access to his IBM PC. I then bought a Match Up program (on the advice of Jim Bradshaw) and my proficiency began to increase dramatically.

I credit most of my improvement to spending literally hundreds of hours over the winter listening to the Pace Line Manual tapes until I practically have them memorized, filling out countless charts as you suggested, buying and practicing with the Match Up manual, exhausting all races in all my old racing forms until there were none left to handicap on paper, many calls to Jim in Oklahoma, and on-track practice in Chicago (in conjunction with a Chicago study group) and in Des Moines at what appears to be a delightful little new track (Prairie Meadows).

Nonetheless, Canterbury Downs just opened, and it appears that "here we go again." It is in this frame of reference that I must take issue with Jim's statement in the Match Up manual that there are "no bad tracks, just bad horseplayers." I firmly believe Canterbury Downs to be a bad track for any kind of serious play, and feel you at the Institute need to know this.

A bit of history of the facility is in order. After a highly successful inaugural meet in 1985 and similarly successful thoroughbred meet in 1986, the track overexpanded too quickly, conducted a disastrous harness meet in 1986 and encountered financial trouble. On opening day in 1987, they committed a blunder from which they have yet to recover; they advertised a giveaway promotion and attracted so many people that they created a six hour traffic jam of California proportions that was felt 28 miles away in downtown Minneapolis. Many people now refuse to attend the facility primarily as a result of that one incident. In 1987 they cut purses in a petulant response to a legislative refusal to alter the state's portion of the takeout and ran significantly cheaper racing than in 1985-86. Many horsemen deserted them, and the fields were 5 and 6 horses in many instances. More fans deserted and to a large extent they have never returned.

In an effort to reattract the fans, it evidently appears that management has made an affirmative choice to see that a maximum amount of tickets get cashed by as many people in the facility on any given day as is humanly possible, regardless of how much those tickets may pay on a \$2 bet. Hence on a regular basis there is a high percentage of chalk, relative to national averages. During the last meet, percent winning favorites hovered at 39% for over four months, and finally finished about 37%. Percent favorites in the money was 77%. When I casually mentioned these numbers to Bob Cochrane while in Chicago, he remarked with surprise, "That's high!"

This same strategy is apparently being attempted again. I am enclosing a Racing Form and chart for Sunday May 7. I could provide you with many more, but I hope you will trust me when I say this is typical.

First of all, observe the lack of playable races by Methodology standards. If the races are not quarterhorse races (an entirely different game about which I know nothing) they are Maiden races. The quarterhorse mixed meet ends in June, but that does not signal improvement. The card then has even more Maiden races and 2 year old races, keeping the percentage of playable races inordinately low.

Second, in the playable races, notice two things: first, short fields and next short fields disguised as long fields. The 10th race is an example of the latter. Hoist Her Flag virtually cannot be beaten by any horse on the grounds, and so the apparent long field really is a one horse field. At least two features a week are races of this type. Second, regarding short fields, I am told by friends at the track that the barns are full. If the barns are full, why short fields? In my view, this phenomenon is caused by a deliberate attempt to write the condition book in such a way that only one or perhaps two horses are, as Jim would put it, "true contenders." When this occurs, the tip sheets get them, the newspaper (which here is very good) gets them, and, if that is not enough, the morning line maker (likewise very good) touts them at the bottom of the program. As one of my friends put it, it is tantamount to the racetrack placing a neon sign over a number on the tote board which flashes off and on "Bet This Horse! Bet This Horse!"

Finally, notice the last race of the day, the Buckpiat race. This is quite typical of the garbage races we are fed here on a regular basis. The last race on May 7 hardly qualifies as a race. It is more like a workout for Buckpiat and the other horses are running to give the appearance of a race. When that race was run, the lines at the windows were enormous; everyone got to cash a ticket.

I believe this effect is what the racetrack wants. In 1987, until a volume of complaints forced its removal, the track carried a little tout show on its monitors, done by a local handicapper who was quite good and it was aired five minutes before post in every race. Needless to say, you could virtually see the odds board reflect the pick of the tout, and, incidentally, that horse quite often won. Granted, because it is still horse racing, the track doesn't always succeed with these tactics, but unless the weather doesn't cooperate (to wit, the chart in your form for Thursday, May 4) they're usually quite effective at it.

What does this mean to a user of the Methodology? The answer appears obvious. I am enclosing a recent 65% 20 race cycle, a proficiency I have worked hard to achieve. You will notice that no doubling of money occurred, in that the requisite average mutuel is just not there.

Dick Schmidt indicated that such an effect should not be occurring because I should be dutching Methodology horses at, say 5/2 or 4/1. However, I defy anyone to find Methodology horses at those kind of odds on any consistent basis. In the playable races, more often than not your Methodology horses will be 7/5 and 6/5.

Granted, I could pass race after race and be extremely selective. However, the racetrack is 90 miles from my home, and nothing is more frustrating than handicapping an entire card, having the horses, and going to the track only to see them chalked down to nothing day after day and no plays presenting themselves at any kind of price.


My exacta proficiency is not yet adequate for this pool to serve as any kind of alternative for me, not to mention that the takeout on exotics here is an effective 25% when breakage is considered. Moreover, these usually get chalked down too when they figure.

Dick stated that Glenn Smock had made money here. If so, I would really like to know how he did it. My guess is that this occurred pre-1988 and possibly even pre-1987.

I believe in the Methodology, and would never handicap a horse race in any other way again. I was fortunate that I was not severely victimized by the system sellers prior to encountering the Institute, but dumped just enough money on their idiocy to know that the Methodology is the only way to go, and to develop the commitment to learn it and make it work. There is no easy money in the world; you state that in the Yellow manual on the first page. I doubt I would really want to make my total living in this manner, but I do see an opportunity to significantly and enjoyably augment my income through the track. This is my goal, but I do not believe it can be achieved at this racetrack.

Let me close by illustrating how I view the carding of races: A friend of mine runs a retail archery store and schedules many tournaments in it throughout the year for target archers. He is also a horseplayer, and when I expressed my feelings on this matter he replied, "Yes, that's like me scheduling a tournament for archers who have not shot 290 since February 1. Many bad shooters are eligible to enter, but what they don't know is that a State Champion also may enter because he has been out of town since February 1, and not picked up a bow. Even on his worst day, he would beat anyone else who might enter, and then, after doing this, it's like inviting the general public in to bet on it." To me, this is a good description of the condition writing at Canterbury Downs.

If you feel that I am missing something important, please let me know. Otherwise, I would be interested in your thoughts. I also believe I am in need of one of the Institute's large seminars in order to make any further progress, but that that will be the final push I need to really insure I'm at the level necessary to be a consistent winner. Please let me know if you plan any of these (especially in the Midwest) in the near future. Thank you.



His letter is accompanied by a 20 race betting cycle in which his win proficiency is 65% and his R.O.I. is 1.38. My bottom line reaction is that he is crying into a beer that most of his fellow handicappers would take delight in getting one or two sips of.

INVESTMENT RECORDWAGERSWPS - 4/30/89-5/10/89CHOICE NUMBER 1-2

\$400

	TRACK	1 HORSES	2	BETS	MUTUEL	RETURN	NET
1	Cby	IRISH JODY	Silent Summer	24/16	5 ²⁰	62 ⁴⁰	422 ⁴⁰
2	✓	NAK STAR	OUR CASE	24/16	4 ⁴⁰	52 ⁸⁰	435 ²⁰
3	✓	MARY JENNIF	YEE APPLES	24/16	—	—	395 ²⁰
4	✓	N. Cielo	GOLD ON GREEN	16/24	15 ⁰⁰	120	425 ²⁰
5	✓	ROUND N. ROSE	SILLY 2 BECKIS	16/24	—	—	435 ²⁰
6	✓	WATCH THIS ONE	WAITIN ON JACK	24/16	7 ⁸⁰	93 ⁶⁰	488 ⁸⁰
7	✓	QUIET MOER	WILD DICENS	24/16	—	—	448 ⁸⁰
8	✓	DON DON	MICHAEL'S AMBITION	16/24	16 ²⁰	129 ⁶⁰	538 ⁴⁰
9	✓	CRUISIN GISSA	COONEY'S ELITE	16/24	—	—	498 ⁴⁰
10	✓	NICKEL SLOT	QUICK LOVIN	16/24	6 ²⁰	74 ⁴⁰	532 ⁸⁰
11	✓	DARIN DAN	FURTIOUS	16/24	12 ²⁰	97 ⁶⁰	590 ⁴⁰
12	✓	SUBAL'S BEST	COMEDIAN	24/16	3 ⁸⁰	45 ⁶⁰	596 ⁰⁰
13	✓	HOIST/FLAG	FIDDLER/HOOF	24/16	4 ⁶⁰	55 ²⁰	611 ²⁰
14	✓	LAURELLA	SHY/CHICK	24/16	4 ⁰⁰	48 ⁰⁰	619 ²⁰
15	✓	TURF CLUB	SMOOTH TANBO	24/16	5 ⁰⁰	60 ⁰⁰	639 ²⁰
16	✓	DON'T BE SAD	THRU IT ALL	24/16	—	—	599 ²⁰
17	✓	WAR GUN	TRIS NERO	24/16	5 ⁴⁰	64 ⁸⁰	624 ⁰⁰
18	✓	INCOM MISS	PRIZE HURRIC	16/24	25 ²⁰	201 ⁶⁰	785 ⁶⁰
19	✓	MR. MORE WHITE	SUMMER CONCAT	16/24	—	—	745 ⁶⁰
20	✓	RADICAL DECIS	COMINGTON WOODS	24/16	—	—	705 ⁶⁰

\$ WON 1105⁶⁰AVE. MUTUEL \$ 8⁸⁴TOTAL AMOUNT BET \$ 800TOTAL AMOUNT RETURNED \$ 1105⁶⁰NET \$ 305⁶⁰

Proficiency = $13/20 = 65\%$
 ROI = 38.2%

A few issues back we favorably reviewed a book by Mark Cramer titled The Odds on Your Side, released by Cynthia Publishing. I had an extra copy of the work so I sent it to our Minnesota client as a gift. Here is the back page of that book; an overview by Dick Mitchell.

THIS AMAZING BOOK WILL SHOW YOU THE WAY TO THE WIN WINDOW!

Mark Cramer earned a Ph.D from the University of Illinois in 1976. He is the horse racing editor for Gambling Times magazine, writes the monthly column Horse Players' Corner and is the author of numerous articles that have appeared in American Turf Monthly. His last book, *Fast Track To Thoroughbred Profits*, received critical acclaim. His course Probability Theory As Applied In Horse Race Handicapping taught at Los Angeles City College has been the training ground for many Southern California winning players. He is one of the country's best and most creative handicappers. Most of all, Cramer is a consistent winner. His record speaks for itself. His performance on the radio show Inside Track is legendary. He outperformed all the other handicappers on the show. The show's producers had the resources of a large main frame computer loaded with sophisticated programs and the services of the best professional handicappers in the Los Angeles area. They were no match for Cramer. The November 1986 issue of Phillips Racing Newsletter reported the results of a three month independent evaluation of his selections. Results were an astounding profit of 34% on invested capital.



This book is the best exposition of betting strategy and line making techniques yet to appear in the literature of thoroughbred handicapping. Cramer writes in a simple style that is straight forward and easy to understand. He involves the reader every step of the way. He gives plenty of examples and includes workshops for the reader to practice the principles taught. These principles are powerful and demonstrable. This book contains twenty years of handicapping wisdom. It's written by a consistent winner who is eager to see his students succeed. This is a must for the serious handicapper's library.

Cynthia Publishing Company
4455 Los Feliz Blvd., Suite 1106
Los Angeles, California 90027
(213) 664-3165

Note
* The November 1986 issue of Phillips Racing Newsletter reported the results of a three month independent evaluation of his selections. Results were an astounding profit of 34% on invested capital.
YOUR R.O.I. is significantly HIGHER!

I send this page out to ALL clients who think that they are failures during those periods when they "only" earn R.O.I.'s of 25 to 35%. Please understand that I do NOT do this to in any way denigrate or minimize the "astounding" feats of Cramer. He is a friend of mine -and of Dick Schmidt's- AND an excellent handicapper. A brilliant one by mainstream handicapping standards.

This client demonstrates that he made a 20 race profit of \$305.60, starting with a \$400 bank and betting a 10% Kelly split 60-40. I know many to whom \$305.60 a week, or perhaps it took a bit longer than a week, would be nirvana. Older folks living on Social Security to whom that much extra money would allow them a few luxuries in life. Still, it's not enough for a younger man to live on.

The writer of this letter, along with many others facing a similar situation, is asking me for advice because he wants what is available to clients who invest at year round circuits, to double his investment every 20 races. In short he wants to RAISE and R.O.I. that is already 6% higher than the best enjoyed by a renowned expert. To make more money on his current R.O.I. he needs to invest more per race. But that is not his true problem.

I would advise him to concentrate on keeping a PLACE profile along with his win profile. In the first race below the Place horse, a ONE HORSE BET, pays almost as much as the winner. In the second Result Chart down the place horse pays MORE than the winner. The Exactas are small but better than win. The third result charts is for Quarter Horses. They have a mixed meet at Canterbury. The \$18.20 win and \$22.80 place price along with a \$355.80 \$2 Exacta is quite typical here. I would suggest that he invest in our Q SCAN Manual and program to take advantage of these daily opportunities.

EIGHTH RACE														
Canterbury														
MAY 7, 1989														
8 FURLONGS. (1:09 1/4) CLAIMING, Purses \$2,500, 3-year-olds, Weight, 120 lbs. Non-winners of a race since April 15 allowed 3 lbs.; since March 15, 5 lbs.; Claiming price \$25,000; for each \$2,500 to \$20,000 allowed 2 lbs. (Races when entered for \$25,000 or less not considered.)														
Value of race \$2,500; value to winner \$5,700; second \$1,300; third \$1,045; fourth \$570; fifth \$285. Mutuel pool \$45,725. Exacta pool \$41,378.														
Last Race	Horse	Est	A	Wt	PP	St	Wt	Str	Fin	Jockey	Clg	Pr	Odd	\$
28Apr89 3Cby18	Sugar's Best	3	115	1	2	21	22	11	12	Vajovich C J	15000		30	
7Apr89 10P4	Tippydadooda	3	115	5	1	11	11	21	2nd	Kutz D	35000		5.00	
19Apr89 10P5	Comedian	b	3	111	6	4	2nd	31	31	Horwood J K	30000		4.90	
19Apr89 7RP2	Gem of Ireland	3	115	4	3	41	41	11	41	Ballazar C	35000		5.50	
18Apr89 1Cby3	Blaine County Blue	3	115	3	6	6	6	6	5th	Jones D A	35000		6.10	
15Apr89 11Tup3	Patrick's Dance	b	3	113	2	5	51	5th	5th	Barton J	30000		16.80	
OFF AT 4:08. Start good. Won driving. Time, :21 1/4, :44 1/4, :57, 1:10 1/4. Track fast.														
\$2 Mutuel Prices:														
1-SUGAR'S BEST											3.20	2.80	2.20	
5-TIPPYDADOODA												3.60	2.60	
6-COMEDIAN													2.80	
\$2 EXACTA (1-5) PAID \$16.40.														

DAILY RACING FORM, FRIDAY, MAY 12, 1989

C 23

ELEVENTH RACE 3 1/4 FURLONGS. (1234) SPECIAL WEIGHT. Purse \$15,500 (Includes \$2,500 from MBFL). 3-year-olds, which are Minnesota-bred. Weight, 120 lbs.**Canterbury**

MAY 7, 1989

Value of race \$15,500; value to winner \$3,260; second \$1,120; third \$1,715; fourth \$936; fifth \$468. Mutuel pool \$48,283. Exacta pool \$51,679.

Post	Loc	Horse	Eq	A	Wt	PP	St	1/4	1/2	3/4	Str	Fin	Jockey	Own	SI
28Apr89	1	Buckmist	b	3	120	2	5	12	11	11	11	11	Kurt D	40	
30Apr89	2	Mars Avenger	b	3	120	6	6	22	21	21	21	21	Cervantes E D	800	
4Oct88	3	Pavilion Place	b	3	120	5	2	11	11	11	11	11	Barton D M	1150	
18Apr89	4	Bold Eight	b	3	120	8	1	9	6	6	6	6	Allen R D Jr	450	
10Oct88	5	Shanna Mensch	b	3	120	7	4	4	5	4	5	5	Trader R R	1740	
29Sep88	6	Boogie Mouse	b	3	115	3	8	6	4	5	6	6	Wichmann D G	1910	
30Sep88	7	Swiftwood	b	3	120	4	5	—	—	—	—	—	Gomez E A	4600	
28Aug88	8	Long Chance	b	3	120	1	7	—	—	—	—	—	Valerich C J	2930	

Swiftwood, Eased; Long Chance, Broke down.

OFF AT 6:17. Start good. Won ridden out. Time, :22.45, :57.1, 1:04 Track fast.

\$2 Mutuel Prices: 2-BUCKPIAT 2.80 2.20 2.20
 6-MARS AVENGER 4.00 3.20
 5-PAVILION PLACE 3.20
 \$2 EXACTA (2-6) PAID \$12.80.

NINTH RACE
Canterbury

MAY 7, 1989

800 Yards. (1976) Quarter Horses. 1st Running GREAT LAKES STAKES ALLOWANCE. Purse \$15,000 Added (Additional \$5,000 from Quarter Horse Breeders' Classic Fund for eligible horses). 3-year-olds. By subscription of \$50 each to accompany the nomination, \$150 to pay the entry box, with \$15,000 added. All fees to be divided 60% to first, 20% to second, 11% to third, 6% to fourth and 3% to fifth. Weight, 124 lbs. Non-winners of \$10,000 in 1989

allowed 2 lbs.; of \$5,000 in 1989 or three races other than maiden or claiming, 4 lbs.; of \$5,000 any time or two races other than maiden or claiming, 6 lbs.; of a race other than maiden or claiming, 8 lbs. (Maiden and claiming races not considered.) Starters to be named through the entry box by the closing time of entries. Failure to draw into the race cancels entry fees. A trophy will be presented to the owner of the winner. (Closed with 11 nominations.) Total purse \$27,500. Value of race \$17,500; value to winner \$10,500; second \$1,500; third \$1,925; fourth \$1,850; fifth \$525.

(\$5,000 reverts to Breeder's Cup Fund). Mutuel pool \$37,125. Exacta pool \$36,505. Daily Triple pool \$24,562.

Post		Horse	Eq	A	Wt	PP	St	1/4	1/2	3/4	Str	Fin	Jockey	Own	SI		
Last Race																	
1Apr89	1	Master Pass	b	3	122	6	—	11	11	11	11	11	Moulton R	810			
7Apr89	2	Three Ohs Passin	b	3	122	4	—	9	4	8	20	32	Orm S	2520			
29Apr89	3	Lil Bit Rusty	b	3	123	3	—	9	4	8	20	33	Williams T	310			
28Apr89	4	Talk Tough	b	3	120	2	—	9	4	8	20	34	Mintchey E	1190			
26Apr89	5	Circle Easy Dancer	b	3	120	1	—	31	9	4	8	20	34	Stevens S A	3020		
23Apr89	6	Money Concepts	b	3	122	5	—	2	4	8	20	37	Lejune K	180			
28Apr89	7	Made the Charts	b	3	122	12	—	71	21	8	20	38	Lebonte A	1830			
28Apr89	8	Ber Fast N Fancy	b	3	122	10	—	81	81	8	20	38	Rodriguez J M	430			
28Apr89	9	Kas A Shadow	b	3	120	11	—	10	9	4	8	20	38	McVey R	2050		
22Oct88	10	Razuly	b	3	122	8	—	9	4	10	1	8	20	37	Winkle C	2020	
28Apr89	11	Ellen Sutton	b	3	120	7	—	11	11	11	8	20	34	Wortman T	2850		
20Nov88	12	Ambassadors Babe	b	3	120	9	—	12	12	12	8	21	40	Lambert C T	6750		

OFF AT 5:15. Start good. Won driving. Time, :20.24 Track fast.

\$2 Mutuel Prices: 6-MASTER PASS 18.20 9.00 7.40
 4-THREE OHS PASSIN 22.80 9.20
 3-LIL BIT RUSTY 4.20
 \$2 EXACTA (6-4) PAID \$355.80. \$2 DAILY TRIPLE (1-1-6) PAID \$19.80.

If I were in his shoes I would immediately subscribe to the Eastern and Western Editions of the form and handicap California and New York tracks along with Chicago which in IN his form. If, handicapping on paper without knowing the results, I could still maintain a 65% win proficiency, I would move to Las Vegas and live there from October through May enjoying an average R.O.I. of 1.65. I would then return to Minnesota and spend June, July, August and go fishing for a bounty of Northern, Pike and Walleye. I did that one summer and it was great.

That's the best advice I can give to someone who can consistently maintain an R.O.I. of 1.38% at a track dominated by low priced horses.

ANALYSIS OF A



PROBLEM

RACE

In the past, we have treated the Problem Race as an isolated challenge. Though there is a great deal to be learned from any isolated race, that is not how we handicap in the real world. Nobody plays one race at a track, then flits off to work another race at another track. Space considerations normally dictate that this is how we must present our problem races, but this time we have enough room to show more than just the solution to a tricky pace line problem. I hope to illustrate in some detail at least part of the process we use to go about our daily job of handicapping.

No race exists in a vacuum. There are always preceding races, a history that can be used to make our decisions that much easier. One of the prime tools of the Sartin Methodology is the Track Profile. It is sadly underutilized by many clients. A few minutes a day can yield enormous benefits, and unlike the Brohamer Model, you don't need to handicap every day to get the optimum use from it.

The race we are about to look at was run on March 15, 1989 at Santa Anita. By that time, the meet had been underway for almost three months, and any Methodology user worth the name should have had a Track Profile that gave him a deep understanding of how the track was running. However, let's assume that you were new in town, and wanted to get started. Clients ask me all the time how long they need to keep a track profile before they start to make bets. My answer is always the same: one race. Of course, three months is better, but you need to use what you have. Waiting until everything is perfect can be a long wait. We are going to build a track profile using the results from the previous one day of racing, and show you how they can be used to simply a very difficult problem.

Take a look at the 9th race. Do the Class/APV figures and PBS numbers. Still not the clearest race around, is it. Pick some pace lines and pump them through the computer if you like. You can eliminate some horses, but I'm left with four horses with a 1 or a 2 in one of the major readouts of Synergism II. Looking just at the readouts, I would find it very difficult to make the final betting decision. Now let's take a look at what a Track Profile can do for us. On the next page are part of the results charts from the morning paper. Before you turn the page, compute the beaten lengths for the winner of the first race at the first and second calls, just to be sure we all know how its done.

SANTA ANITA RESULTS

Copyright 1989 by Daily Racing Form, Inc. Reproduction Prohibited. Los Angeles Turf Club, Inc. Santa Anita Park, Arcadia. All finishes confirmed by Emil T. Jones & Associates. Official program numbers may not correspond with post position. Day 57 of a 90-Day Meet.

9505 FIRST RACE, 7 Furlongs, Purse: \$12,000, Claiming, Four year olds and up, Bred in California. Claiming Price: \$10,000. Value to Win \$6,600, 2nd \$2,400, 3rd \$1,600, 4th \$900, 5th \$300

9128	Granja Amigo	Pincay	117	11	5	5-1	4th	3-1 1/2	1-1/2	2:20
9271	Quick Roundtrip	Cedeno	118	9	1	1-1/2	1st	1-1 1/2	2-1/2	11:20
9415	Roll A Natural	Baze	120	12	4	4-1	3-1 1/2	4-1	3-1/2	2:70
9408	Soukoti	P Valenzuela	118	11	11	9th	8-1	5-3	4-3	5:60
8280	Inzein	F Valenzuela	115	6	7	6th	6-1 1/2	7-1	5th	18:20
9315	Bold Batter Up	Garcia	111	5	6	7-1	9-3	6-1	6-1	15:30
9397	Maid's Mistake	Fernandez	116	10	2	2-1	2-3/4	2-1/2	7-1/2	7:70
6084	Corie's Prince	Corral	111	7	8	6-1	7-1/2	9-1/2	8-1/2	17:60
9334	Never Garrison	Black	120	8	3	3-1/2	5-1 1/2	8-1/2	9-1/2	32:50
7092	Port Lane	Sorenson	116	3	9	10-1 1/2	10-1	10-2	10-2 1/2	21:20
9397	Bickerwithbob	Ramirez	120	2	10	11	11	11	11	13:30
3514	Barbarian's Own	Patterson	116	4		lost rider				70:60

Time: 22.2, 45, 1:10.1, 1:24, Track: Cloudy Fast. Start Good for all but Barbarian's Own. Won Driving.

\$2 MUTUELS PAID

GRANJA AMIGO	5.40	3.00
QUICK ROUNDTrip	10.80	5.20
ROLL A NATURAL		2.80

Winner: B.g. 85 To-Agori-Mou-Granja Duquesa, Tr. Ronald Ellis, Mutuel Pool \$252,289.

Claimed: Soukoti by Cross Jr & Garber, Tr David C Cross Jr for \$10,000; Granja Amigo by Husband Jr & Smith, Tr Armando Lage for \$10,000. Scratched: Reason To Study, Mel O'Connell, Blow The Trumpets, Tourismo.

9506 SECOND RACE, 6 Furlongs, Purse: \$22,000, Claiming, Three year olds. Claiming Price: \$25,000-22,500. Value to Win \$12,100, 2nd \$4,400, 3rd \$3,300, 4th \$1,650, 5th \$550

9257	Restless Galaxy	Davis	119	4	7	4-1 1/2	3-1 1/2	2-3/4	1st	8:40
	Triptomau	P Valenzuela	115	1	4	1-1/2	1-1/2	1-1	2-2 1/2	5:00
9347	Hombre Hombre	Baze	119	9	10	12	10-2	7-2 1/2	3-1	3:50
9352	Bucks For Bob	Corral	111	9	3	11-1	9-1/2	5-1/2	2nd	6:70
9425	Miracle Mystery	F Valenzuela	116	3	6	3-1	2nd	3-1	5th	3:60
9252	Waiving Sash	Black	115	7	12	7-1	7-1	6-1	6-1 1/2	5:20
9435	Pocken-L Of Aces	Oggin	113	5	8	6-1 1/2	4-1	4-2	7-1/2	25:30
	Muri Munson	DeLaHoussaye	116	11	1	5th	6-1	8-2	8-2 1/2	13:50
9266	Rip Curl	G Stevens	114	10	9	8-1/2	8th	10-3	9-2 1/2	7:10
9329	Graex Myth	Solis	115	2	5	2-1/2	5th	9th	10-2 1/2	25:80
8061	Plantation Paul	Patterson	114	5	11	9-1	1-1	11-1	11-1 1/2	105:70
9176	Chens Desert Song	Sibille	115	12	2	10-1	12	12	12	109:20

Time: 21.3, 44.4, 57.2, 1:10.2, Track: Cloudy Fast. Start Good. Won Driving.

\$2 MUTUELS PAID

RESTLESS GALAXY	18.80	10.40	7.40
TRIPTOMAU	8.20	5.60	
HOMBRE HOMBRE		4.60	

Winner: B.c. 86 Galaxy Libra-Restless Love, Tr. Robert Frankel, Mutuel Pool \$369,591. Daily Double Pool \$367,334.

Claimed: Triptomau by J Carlesimo, Tr JE Tinsley for \$25,000; Miracle Mystery by Kuebler, Woodard or Zeis, Tr William Washington for \$25,000; Hombre Hombre by Miller, Miller & Winning Ways Stable, Tr Peter Miller for \$25,000.

Scratched: Food For Thought, Derby Day S.A., Precocious Knight.

\$2 DAILY DOUBLE 11-Granja Amigo & 4-Restless Galaxy paid \$85.00

9507 THIRD RACE, 1 1/16 Miles, Purse: \$34,000, Claiming, Fillies and mares, Four year olds and up. Claiming Price: \$50,000-45,000. Value to Win \$18,700, 2nd \$6,600, 3rd \$5,100, 4th \$2,550, 5th \$850

9356	Irish Kristin	McCarroll	116	8	5	1 1/2	1 1/2	1 1/2	1st	2:40	
9213	Soonermoon	DeLaHoussaye	116	7	8	6	7-3	3rd	2 1/2	2:70	
9405	Cee's Vigor	P Valenzuela	116	5	6	4-1 1/2	4th	2nd	3-4	14:00	
9394	Yami U Bar	Pincay	117	1	1	2nd	3-1	5th	6-1 1/2	5:05	
9313	No Romance	G Stevens	116	3	3	5-1/2	5-1	4-1	5-1 1/2	15:50	
9405	Dot's L Natural	Black	116	6	7	6-1/2	8th	6-2	4-1/2	6-7	4:00
9405	Raspierry	F Valenzuela	111	4	4	3-1 1/2	2-1/2	3-1 1/2	7-4	7-3	12:50
9313	Rhonda ing	Shoemaker	116	2	2	7-6	7-5	8	8	8	16:50

Time: 23, 46.4, 1:11.2, 1:36.3, 1:43.1, Track: Cloudy Fast. Start Good. Won Ridden Out.

\$2 MUTUELS PAID

IRISH KRISTIN	6.80	4.00	3.40
SOONERMOON		3.60	2.80
CEE'S VIGOR			5.00

Winner: G.m. 83 Prince Joy-Peg's Mch, Tr. Jacque Fulton, Mutuel Pool \$276,448. \$2 Exacta Pool \$368,145.

Claimed: Dot's L Natural by DR Hallin, Tr Marion L Smith for \$50,000.

No scratches.

\$2 EXACTA 8-Irish Kristin & 7-Soonermoon paid \$32.40

9513 NINTH RACE, 1 1/16 Miles, Purse: \$16,000, Claiming, Fillies and mares, Four year olds and up. Claiming Price: \$16,000-13,000. Value to Win \$8,800, 2nd \$3,200, 3rd \$2,400, 4th \$1,200, 5th \$400

9358	Never Dance Alone	Baze	116	2	4	3-1	3-2	2-2	1st	1-1/2	5:70
9200	Ga Ga's Girl	Corral	111	7	2	1st	1st	1-1 1/2	2-3/4	7-2 1/2	10:30
9145	Seaweed Salad	Pincay	117	5	8	9-6	7-1	5-1	3rd	3rd	3:90
	Buck Sleo	Garcia	111	6	5	7-1	5th	6-1 1/2	4-1	4-1	10:50
9459	Quiet Lure	Oggin	113	3	7	5-1	4-1	3rd	5-2	5-1	22:70
9315	Crystal Raindrops	Black	116	1	1	4-2	6-1 1/2	3rd	7-2	5-3	25:30
9378	Colonial Treachery	Sibille	118	9	10	10	10	9-1	7-1	7-8	5:20
9459	Ancient Lady	P Valenzuela	116	4	6	6-1	8-1	6-3 1/2	8-2	6-1	6:10
9406	Parasos Queen	F Valenzuela	111	10	3	8-1	9-4	10	9-3 1/2	9-1	3:50
9316	Unassailable	Hawley	114	8	3	2-1/2	2-2	4th	10	10	35:10

Time: 22.4, 46.2, 1:11.3, 1:37.2, 1:44.2, Track: Cloudy Fast. Start Good. Won Driving.

\$2 MUTUELS PAID

NEVER DANCE ALONE	13.40	7.50	6.40
GA GA'S GIRL		8.40	5.80
SEAWEED SALAD			4.20

Winner: B.m. 84 Never Tabled-Fire Dance, Tr. Ronald Ellis, Mutuel Pool \$274,450, Exacta Pool \$471,282.

Claimed: Colonial Treachery by Mr or Mrs SM Lima, Tr Jack Carava for \$16,000; Parasos Queen by Northgate Ranch, Tr Lloyd Mason for \$16,000.

NEVER DANCE ALONE, close up early, battled for command through the final furlong with GA GA'S GIRL and bested that rival. GA GA'S GIRL, a pace factor from the start, held on determinedly in the drive, battled for command through the last furlong with NEVER DANCE ALONE and had to settle for the place. SEAWEED SALAD, devoid of early speed, made a move to get close on the far turn, then could not gain the needed additional ground in the drive.

No scratches.

\$5 EXACTA 2-Never Dance Alone & 7-Ga Ga's Girl paid \$390.50

\$3 EXACTA BOX 2-7 paid \$234.30

WINNER SELECTED BY — ANTONUCCI

On-Track Attendance: 17,920. Mutuel Handle: \$4,600,617. Inter-Track Attendance: 5,968. Mutuel Handle: \$1,228,839. Total Attendance: 23,887. Total Mutuel Handle: \$5,829,456.

PICKSIX

Pool \$195,677

Nos. 4-8-11-5-11-2

1 ticket with 6 winners paid \$93,831.00

104 tickets with 5 winners paid \$601.40 each

PICKNINE

Pool: \$55,738

Nos. 11-4-8-11-5-11-2-1-2

No tickets with 9 winners

1 ticket with 8 winners paid \$6,681.80

5 tickets with 7 winners paid \$1,336.20 each

Carryover is \$492,618.51

I hope you all got 3 beaten lengths at the first call and 5.1 lengths at the second. If you're off a taste at the second call, don't worry about it, but you should be close. I consider a head to be .1 beaten length. If you run these figures through your computer, you should discover the winner won with a 69.25% Median Energy. This information would be carefully entered into your 7 furlong Track Profile. Of course, this has nothing to do with our route race.

What I want you to do is to do a Profile using the two 8.5 furlong races, the third and the ninth. Enter the information into the track profile form in the same manner that I entered the 7 furlong example on the form below. Then take another shot at the race, using the information provided by the Track Profile to clarify your readouts.

I'll see you at the other end and we'll go over the race together.

DISTANCE: 7 F

DATE	RACE	# IN RACE	CLASS	POS/BL 1 st CL.	POS/BL 2 nd CL.	2 nd TIME	FIN TIME	To F
	1		C-10	3	5.1			69.25

DISTANCE: 8.5 F.

DATE	RACE	# IN RACE	CLASS	POS/BL 1 st CL.	POS/BL 2 nd CL.	2 nd TIME	FIN TIME	To E
	3							
	9							

Tricky Lad

GARCIA H J

Own.—Shackel D B-W B-W B

24Feb89-ISA 1 $\frac{1}{2}$:462 1:383 1:58 ft 73 1115 87 1111 892 843
25Feb89-ISA 1 $\frac{1}{2}$:463 1:112 1:442ft 10 1105 413 313 2nd 2nd
4Jan89-ISA 7 $\frac{1}{2}$:223 :45 1:223m 10 1105 83 973 463 43
2Mar89-ISA 6 $\frac{1}{2}$:217 :45 1:11 ft 12 116 1189 843 914 10191
2Mar89—Wide final 3/8
22Oct88-7SA 6 $\frac{1}{2}$:211 :442 1:382ft 23 1115 1084 910 673 643
22Oct88—Wide
7Oct88-ISA 1 :451 1:894 1:372ft 28 1106 976 876 914 982
15Sep88-10mr 6 $\frac{1}{2}$:213 :443 1:169ft 16 1095 993 873 633 23
23Aug88-3Dmr 6 $\frac{1}{2}$:22 :45 1:17 ft 11 116 53 223 223 643
23Aug88—Wide 3/8 turn
15Aug88-3Dmr 6 $\frac{1}{2}$:214 :45 1:894ft 33 115 1184 64 443 253
15Aug88—Very wide final 3/8
1Aug88-5Dmr 6 $\frac{1}{2}$:214 :444 1:094ft 45 116 1212 98 843 353
1Aug88—Bumped start; very wide in stretch
Mar 8 SA 6 $\frac{1}{2}$ ft :137 H Feb 19 SA 5 $\frac{1}{2}$ ft :131 H Jan 28 SA 6 $\frac{1}{2}$ ft :131 H

Ch. h. or br. g. 4, by Clover Trick—Caretren Lass, by Exalted Ralish

Br.—Klein Mr-Mrs E V (Cal)

Tr.—Shackel Wayne B

1115

\$12,500

1988 3 0 1 0

1988 15 0 2 3

\$3,775

\$17,450

Lifetime 25 2 3 6

\$38,825

Valenzuela F H 1 5000 78-16 Our Bend X, Se Tyson, Mischiefmad 12
Valenzuela F H 2 12500 79-17 Bold Reach, Tricky Lad, Siraluvvat 9
Valenzuela F H 1 12500 82-15 Cal Fisher, Precedence, Mr's Intent 12
Solis A 2 20000 84-18 Sros Bid, Drouilly Fuisse, Tucky John 11
Valenzuela F H 11 25000 73-12 Mixed Picture, Elusive Agent, Mcuff 12
Valenzuela F H 1 40000 72-28 Lat's Curiosity, Malo Mio, Spok High 10
Valenzuela F H 4 28000 88-12 Ship's Log, Tricky Lad, Go For Broadway 9
Solis A 2 25000 82-18 Temp T, Bbb's Bill, Somewhere on the 10
Solis A 2 20000 83-15 Aaron's Down, Tricky Lad, Fmc Prince 12
Solis A 4 28000 83-12 Stuck With You, Frsk M Not, Tricky Lad 12

It's Never Dull

VALENZUELA F H

Own.—Charles & Clear Valley Stables

25Feb89-ISA 1 $\frac{1}{2}$:462 1:113 1:452ft 5 116 42 323 413 433
3Feb89-ISA 7 $\frac{1}{2}$:22 :444 1:214ft 8 116 323 43 343 47
3Feb89—Broke slowly
11Jan89-ISA 1 $\frac{1}{2}$:472 1:12 1:511ft 5 1115 13 23 1st 23
6Jan89-ISA 1 $\frac{1}{2}$:461 1:374 2:033gd 13 116 13 233 443 4153
6Jan89—Hopped in air; lugged out stretch
2Jan89-ISA 1 $\frac{1}{2}$:454 1:103 1:433ft 8 116 323 423 54 57
26Dec88-ISA 1 $\frac{1}{2}$:461 1:103 1:424ft 12 114 32 423 643 643
3Dec88-3Hol 1 :453 1:104 1:361ft 3 116 1st 23 413 518
27Nov88-5Hol 1 $\frac{1}{2}$:47 1:114 1:511gd 8 114 1st 13 22 36
8Nov88-ISA 1 $\frac{1}{2}$:46 1:104 1:432ft 9 116 1st 1st 2nd 1st
27Oct88-ISA 1 $\frac{1}{2}$:46 1:11 1:424ft 5 116 1st 13 23 343
Mar 18 SA 4 $\frac{1}{2}$ ft :48 H Jan 29 SA 3 $\frac{1}{2}$ ft :374 H

Ch. h. or br. g. 3, by Wheat Luck—Sharp Pencil, by Olden Times

Br.—Farrington Gori (Mid)

Tr.—Shadman Sanford

1115

\$12,500

1988 5 0 1 0

1988 27 4 7 5

\$3,250

\$35,438

Lifetime 30 14 16 13

\$773,443

Baze R A 5 10000 70-18 Spruce Skipper, Mimi Bound, Shrike 12
Baze R A 5 12500 84-17 Hillstruck, Emperor's Turn, Power Fleet 10
Corral J R 1 18000 72-23 Siraluvvat, It's Never Dull, Ack's Reply 10
Pedroza M A 1 10000 55-20 Bold Decree, Equilibre, Siraluvvat 8
Pedroza M A 2 16000 75-13 K's Charger, ToB ARuler, Sandance 12
Pedroza M A 2 25000 78-13 Shafy, Rakaposh, Renar 8
Pedroza M A 5 28000 72-15 Angle Arc, Booboo's Buckhorn, Trmow 8
Pedroza M A 5 28000 75-24 Full Charm, Bugarian, It's Never Dull 7
Pedroza M A 5 16000 84-17 It's Never Dull, Last Motel, Chut Hill 9
Pedroza M A 12 12500 82-14 Hio Hitch, ToB ARuler, It's Never Dull 12

Bortino

BAZE R A

Own.—B & C Ranch—Mickala—Tramato

25Feb89-ISA 1 $\frac{1}{2}$:462 1:112 1:441ft 8 1135 213 213 2nd 1st
20Feb89-ISA 1 $\frac{1}{2}$:462 1:113 1:464m 11 1105 443 433 213 1st
10Feb89-ISA 7 $\frac{1}{2}$:222 :461 1:239ft 17 1115 543 423 433 433
10Feb89—Wide into stretch
1Jan89-ISA 6 $\frac{1}{2}$:22 :451 1:171ft 18 115 42 423 543 423
11Dec88-1Hol 6 $\frac{1}{2}$:22 :453 1:172ft 55 1115 75 623 533 323
26Nov88-1Hol 6 $\frac{1}{2}$:221 :453 1:111m 47 1115 863 563 79 573
25Nov88—Broke against bit
18Nov88-2Hol 6 $\frac{1}{2}$:223 :46 1:17 ft 18 115 31 1243 1215 12143
18Nov88—Checked 1/4
12Aug88-11LA 6 $\frac{1}{2}$:213 :444 1:164ft 10 1115 763 643 433 423
5Aug88-9LA 6 $\frac{1}{2}$:214 :451 1:103ft 18 119 743 753 763 683
1Aug88-4LA 6 $\frac{1}{2}$:22 :461 1:123ft 4 120 74 633 31 13
Mar 9 SA 4 $\frac{1}{2}$ ft :472 H Feb 20 SA 4 $\frac{1}{2}$ ft :481 H Feb 5 SA 4 $\frac{1}{2}$ ft :494 H Jan 27 SA 4 $\frac{1}{2}$ ft :493 H

Ch. g. 5, by Balamo—Caprice, by Turn-to

Br.—Pleasant J H (Ky)

Tr.—Miyadi Steve

116

\$12,500

1988 4 2 0 0

1988 12 1 1 1

\$15,950

\$10,870

Lifetime 17 3 1 1

\$26,328

Garcia H J 3 10000 80-14 Bortino, Jazz Island, Siraluvvat 12
Garcia H J 3 10000 82-25 Bortino, Jazz Island, Very Double 11
Olguin G L 6 16000 78-17 Rr Tyson, Run Cougar Run, Sundne Sor 11
Gryder A T 2 16000 82-10 Triteques, Petronek, Business School 10
Olguin G L 16 10000 85-17 Alaskan Jim, Coastal Love, Bortino 12
Olguin G L 1 10000 78-25 Romx, Sundne Sqr, King Of Cliforni 12
Sorenson D 1 15500 71-15 Angle Arc, Run Cougar Run, Bea Ho 12
Valenzuela F H 2 18000 50-10 10ur March, Big Craig, Major Share 8
Proctor L B 4 16000 84-13 Coursing Eagle, Oak Wine, Melo C. 3
Proctor L B 3 16000 30-19 Bortino, Winemucca, Cruiser Manet 10

Last Command *

PINCAY L JR

Own.—Rubinstein N W

2Mar89-ISA 7 $\frac{1}{2}$:22 :444 1:23 sy 2 117 543 313 31 12
2Mar89—Lugged in stretch
1Feb89-ISA 1 $\frac{1}{2}$:464 1:12 1:453m 42 117 32 11 123 543
21Jan89-ISA 1 $\frac{1}{2}$:47 1:112 1:50 ft 63 117 2nd 2nd 323 743
14Jan89-ISA 1 $\frac{1}{2}$:454 1:103 1:44 ft 11 117 33 21 22 23
14Jan89—Lugged in stretch
21Dec88-ISA 6 $\frac{1}{2}$:212 :441 1:161ft 28 117 45 863 993 1193
21Aug88-2Dmr 1 $\frac{1}{2}$:463 1:11 1:424ft 7 116 423 45 543 67
10Aug88-9Dmr 1 $\frac{1}{2}$:461 1:11 1:431ft 83 116 54 313 743 78
10Aug88-3Dmr 1 $\frac{1}{2}$:452 1:103 1:44 ft 43 116 773 43 43 323
10Aug88—Steadied start
10July88-5Hol 1 :444 1:093 1:354ft 23 117 323 313 2nd 313
10July88—Lugged in; bumped late
30Jun88-7Hol 6 $\frac{1}{2}$:213 :443 1:102ft 13 1895 983 863 65 543
8Feb 7 SA 3 $\frac{1}{2}$ ft :394 H

Ch. g. 3, by Bold Commander—Mine Hitting Away, by Hitting Away

Br.—Kerr & Kerr & Kerr (Ky)

Tr.—Shadman Sanford

116

\$12,500

1988 4 1 1 0

1988 14 0 3 2

\$10,150

\$32,525

Lifetime 62 11 10 14

\$371,538

Pincay L Jr 5 10000 85-18 Lst Command, Uncif Foss, Suno Amst 10
Pincay L Jr 2 12500 58-23 Middle Concho, Equilibre, Tablado 11
Pincay L Jr 2 25000 70-13 ToB ARuler, Hagley's Lion, Kamp Out 8
Pincay L Jr 4 16000 80-11 Cryo U Clr, Lst Command, Eric Arndt 11
Pincay L Jr 2 16000 75-18 Pppy's Consul, Ruid Mody, King Chyd 12
Ortega L E 5 12500 79-17 Lucky Bar, D.D. The Kid, Exotic Artior 12
Ortega L E 10 20000 75-15 Proper Ride, Coovincing, It's Nvr Dull 12
Ortega L E 2 15000 77-17 Proving Sprk, Kni Dmr, Lst Command 10
Pincay L Jr 2 20000 83-18 Gossarone, Love Ring, Lst Command 8
Corral J R 1 28000 85-15 Hechiz D Oro, Impressive Result, Bid Us 11

Hovering Presence *

NOGUEZ A M

Own.—Foster & Rodriguez

17Feb89-ISA 7f :223 :454 1:234ft

17Feb89-ISA 6f :213 :45 1:174ft

17Feb89—Wide into stretch

3Feb89-ISA 6f :214 :444 1:104ft

3Feb89—7 wide into drive

25Sep88-9Fpx 6f :221 :453 1:102ft

16Sep88-10Fpx 6f :221 :454 1:17 ft

15Sep88-90mr 7f :22 :451 1:231ft

11Aug88-30mr 6f :222 :451 1:173ft

30Jly88-9LA 6f :222 :453 1:103ft

16Jly88-15sf 1 :474 1:11 1:361ft

116Jly88—Disqualified and placed fifth; Drifted in 1/15

4Jly88-1Hoi 7f :22 :451 1:231ft

Feb 13 Fpx 4f :453 H

Gr. g. 5, by Best Commander—Puss in Boots, by The Axe II

Br.—Franzheim Susan Beth (Ky)

Tr.—Rodriguez Hugo

Lifetime 65 6 7 8 \$34,385

106 94 74 89 114 115 1013 99

1213 1212 108 85 1115 85 94 810 810

811 811 68 48 106 89 104 104

1211 104 75 68 1211 104 75 68

86 44 45 58 712 55 46 38

78 75 67 54 1105 78 75 67 54

1105 78 75 67 54

1105 78 75 67 54

1105 78 75 67 54

1105 78 75 67 54

1105 78 75 67 54

1105 78 75 67 54

1105 78 75 67 54

1105 78 75 67 54

1105 78 75 67 54

1105 78 75 67 54

1105 78 75 67 54

1105 78 75 67 54

1105 78 75 67 54

1105 78 75 67 54

1105 78 75 67 54

1105 78 75 67 54

1105 78 75 67 54

1105 78 75 67 54

1105 78 75 67 54

1105 78 75 67 54

1105 78 75 67 54

1105 78 75 67 54

1105 78 75 67 54

1105 78 75 67 54

1105 78 75 67 54

1105 78 75 67 54

1105 78 75 67 54

1105 78 75 67 54

1105 78 75 67 54

1105 78 75 67 54

1105 78 75 67 54

1105 78 75 67 54

1105 78 75 67 54

1105 78 75 67 54

1105 78 75 67 54

1105 78 75 67 54

1105 78 75 67 54

1105 78 75 67 54

1105 78 75 67 54

1105 78 75 67 54

1105 78 75 67 54

1105 78 75 67 54

1105 78 75 67 54

1105 78 75 67 54

1105 78 75 67 54

1105 78 75 67 54

1105 78 75 67 54

1105 78 75 67 54

1105 78 75 67 54

1105 78 75 67 54

1105 78 75 67 54

1105 78 75 67 54

1105 78 75 67 54

1105 78 75 67 54

1105 78 75 67 54

1105 78 75 67 54

1105 78 75 67 54

1105 78 75 67 54

1105 78 75 67 54

1105 78 75 67 54

1105 78 75 67 54

1105 78 75 67 54

1105 78 75 67 54

1105 78 75 67 54

1105 78 75 67 54

1105 78 75 67 54

1105 78 75 67 54

1105 78 75 67 54

1105 78 75 67 54

1105 78 75 67 54

1105 78 75 67 54

1105 78 75 67 54

1105 78 75 67 54

1105 78 75 67 54

1105 78 75 67 54

1105 78 75 67 54

1105 78 75 67 54

1105 78 75 67 54

Kennedy Exchange

CORRAL J R

Own.—Johnston Betty-E W-Judy

23Feb89-ISA 1 :453 1:104 1:384ft

10Oct88-12Fpx 1 1/2 :491 1:384 2:17 ft

24Sep88-12Fpx 1 1/2 :47 1:391 2:181ft

15Sep88-13Fpx 1 1/2 :491 1:134 1:513ft

10Jly88-10AC 6f :221 :442 1:092ft

25Jan88-9AC 1 1/2 :461 1:103 1:414ft

14May88-9AC 1 1/2 :463 1:102 1:423ft

14May88—Sulked

24Apr88-9AC 1 1/2 :471 1:103 1:483ft

27Mar88-9AC 1 1/2 :47 1:101 1:42 ft

20Mar88-9AC 6f :221 :45 1:093ft

Mar 11 SA 5f :1:011 H

Ch. g. 6, by Kennedy Read—Exchanged Princess, by Prince John

Br.—Old English Rancho (Cal)

Tr.—Warren Donald

Lifetime 25 1 4 4 \$27,728

11095 32 31 33 22 71 111 11 77 812 815

21 117 32 34 1nd 31 71 113 21 21 23 24

91 115 52 63 119 119 11 115 15 1nd 68 615

5 114 21 — — —

11 112 13 1nd 95 101 12 11 112 11 13 74 710

21 115 3nd 3nd 41 45 101 112 11 13 74 710

21 115 3nd 3nd 41 45 101 112 11 13 74 710

21 115 3nd 3nd 41 45 101 112 11 13 74 710

21 115 3nd 3nd 41 45 101 112 11 13 74 710

21 115 3nd 3nd 41 45 101 112 11 13 74 710

21 115 3nd 3nd 41 45 101 112 11 13 74 710

21 115 3nd 3nd 41 45 101 112 11 13 74 710

21 115 3nd 3nd 41 45 101 112 11 13 74 710

21 115 3nd 3nd 41 45 101 112 11 13 74 710

21 115 3nd 3nd 41 45 101 112 11 13 74 710

21 115 3nd 3nd 41 45 101 112 11 13 74 710

21 115 3nd 3nd 41 45 101 112 11 13 74 710

21 115 3nd 3nd 41 45 101 112 11 13 74 710

21 115 3nd 3nd 41 45 101 112 11 13 74 710

21 115 3nd 3nd 41 45 101 112 11 13 74 710

21 115 3nd 3nd 41 45 101 112 11 13 74 710

21 115 3nd 3nd 41 45 101 112 11 13 74 710

21 115 3nd 3nd 41 45 101 112 11 13 74 710

21 115 3nd 3nd 41 45 101 112 11 13 74 710

21 115 3nd 3nd 41 45 101 112 11 13 74 710

21 115 3nd 3nd 41 45 101 112 11 13 74 710

21 115 3nd 3nd 41 45 101 112 11 13 74 710

21 115 3nd 3nd 41 45 101 112 11 13 74 710

21 115 3nd 3nd 41 45 101 112 11 13 74 710

21 115 3nd 3nd 41 45 101 112 11 13 74 710

21 115 3nd 3nd 41 45 101 112 11 13 74 710

21 115 3nd 3nd 41 45 101 112 11 13 74 710

21 115 3nd 3nd 41 45 101 112 11 13 74 710

21 115 3nd 3nd 41 45 101 112 11 13 74 710

21 115 3nd 3nd 41 45 101 112 11 13 74 710

21 115 3nd 3nd 41 45 101 112 11 13 74 710

21 115 3nd 3nd 41 45 101 112 11 13 74 710

21 115 3nd 3nd 41 45 101 112 11 13 74 710

21 115 3nd 3nd 41 45 101 112 11 13 74 710

21 115 3nd 3nd 41 45 101 112 11 13 74 710

21 115 3nd 3nd 41 45 101 112 11 13 74 710

21 115 3nd 3nd 41 45 101 112 11 13 74 710

21 115 3nd 3nd 41 45 101 112 11 13 74 710

21 115 3nd 3nd 41 45 101 112 11 13 74 710

21 115 3nd 3nd 41 45 101 112 11 13 74 710

21 115 3nd 3nd 41 45 101 112 11 13 74 710

21 115 3nd 3nd 41 45 101 112 11 13 74 710

21 115 3nd 3nd 41 45 101 112 11 13 74 710

21 115 3nd 3nd 41 45 101 112 11 13 74 710

21 115 3nd 3nd 41 45 101 112 11 13 74 710

21 115 3nd 3nd 41 45 101 112 11 13 74 710

21 115 3nd 3nd 41 45 101 112 11 13 74 710

21 115 3nd 3nd 41 45 101 112 11 13 74 710

21 115 3nd 3nd 41 45 101 112 11 13 74 710

21 115 3nd 3nd 41 45 101 112 11 13 74 710

21 115 3nd 3nd 41 45 101 112 11 13 74 710

21 115 3nd 3nd 41 45 101 112 11 13 74 710

21 115 3nd 3nd 41 45 101 112 11 13 74 710

21 115 3nd 3nd 41 45 101 112 11 13 74 710

21 115 3nd 3nd 41 45 101 112 11 13 74 710

21 115 3nd 3nd 41 45 101 112 11 13 74 710

21 115 3nd 3nd 41 45 101 112 11 13 74 710

21 115 3nd 3nd 41 45 101 112 11 13 74 710

21 115 3nd 3nd 41 45 101 112 11 13 74 710

21 115 3nd 3nd 41 45 101 112 11 13 74 710

Bueno Amnistia

SOLIS A

Own.—Betsey III & Buena

24Mar89-ISA 7f :22 :444 1:23 sy

26Feb89-ISA 1 1/2 :462 1:112 1:441ft

11Feb89-ISA 1 :473 1:132 1:404m

3Feb89-ISA 6f :214 :444 1:104ft

3Feb89—Bumped start

14Oct88-9Hoi 1 1/2 :464 1:114 1:513ft

27Nov88-2Hoi 1 1/2 :472 1:123 1:451gd

27Nov88—Wide final 3/8

9Nov88-9Hoi 1 1/2 :47 1:114 1:432m

13Feb88-ISA 1 1/2 :491 1:391 2:04 fm

30Jan88-ISA 1 1/2 :46 1:381 2:04fm

26Dec87-ISA 1 1/2 :464 1:111 1:441ft

Mar 13 SA 4f :482 H

Dk. h. or br. g. 5, by Kich—Zinghara, by Best Example

Br.—Marty Farm (Ky)

Tr.—Valencia A C

Lifetime 13 1 0 1 \$11,250

30 116 911 106 53 32 67 116 1011 89 58 51 11

31 115 89 75 68 57 68 116 1111 111 98 106

68 116 1111 111 98 106

70 115 63 111 112 113 37 115 85 121 112 1029

53 121 122 125 41 64 89 813 115 99 618 611

66 115 1015 119 89 810 1015 119 89 810

70 115 63 111 112 113 37 115 85 121 112 1029

53 121 122 125 41 64 89 813 115 99 618 611

66 115 1015 119 89 810 1015 119 89 810

70 115 63 111 112 113 37 115 85 121 112 1029

53 121 122 125 41 64 89 813 115 99 618 611

66 115 1015 119 89 810 1015 119 89 810

70 115 63 111 112 113 37 115 85 121 112 1029

53 121 122 125 41 64 89 813 115 99 618 611

I hope you all found that the Track Profile greatly simplified the decision making process in this race. Let's go through the race exactly as I did when I handicapped it and see if you agree with me.

Jazz Island - tied for top PBS number, and has very good Class/APV figures (look at 2 years. This race was run early in the year). I used the top pace line, and made no adjustment for the tandem, as Bortano seems to make a habit of beating this horse.

Dhaleem - horrible recent form, hasn't won for 2 years. I would eliminate this horse right here.

Ancient Blue - a good PBS numbers and decent Class/APV. Use either of the top two lines. I used the last.

Tricky Lad - OK PBS number and marginal Class/APV. I kept it in and used the last line.

It's Never Dull - horrible Class/APV combined with poor PBS figures eliminate this horse.

Bortino - oh yeah. Top PBS, good Class/APV. A definite contender off the last line.

Last Command - Outstanding Class/APV figures for this year. Marginal PBS number. I originally used the second back, but the third back is probably fairer to the horse. Going back 4 is way too generous.

Hovering Presence - low Class/APV and poor PBS. Need I say more? Out.

Kennedy Exchange - decent Class/APV and marginal PBS. I accepted it off the last line. It figures to be the Early Pace leader in this race.

Bueno Amnistia - see Hovering Presence above.

Bucket Head - a tempting horse at first glance, but everything about the horse is marginal. Class/APV is low, PBS is barely adequate and in the only route it ever ran it hardly covered itself in glory. After some thought, I chose to toss it.

Precedence - again, marginal. I tossed this horse because it just can't meet the Match-Up of today's race. I project a pace of about 111.2, and this horse pukes at the thought of anything faster than a 112. Out

OK, we've got our horses and pace lines. Now let's see what Synergism II has to say about the race. My printout is on the next page.

SYNERGISM II

RACE: 03158S DIST: - 8.5 FURLONGS COMMENTS:

SETUP 111.2 144.1

NAME	F W	E P	S P	T T	F X	W X
JAZZ	54.17	55.46	52.88	53.20	53.60	53.88
ANCIENT	53.19	54.14	52.23	53.21	52.21	52.70
TRICK	53.11	53.90	52.33	52.51	52.76	52.93
BORT	54.12	55.25	53.00	53.23	53.66	53.89
LAST	54.22	55.84	52.60	53.52	53.12	53.67
KENNEDY	53.75	55.98	51.51	52.61	52.38	53.06

	F 1	F 2	F 3	S C		SC B/L
Pace	57.72	54.22	50.76	55.98		
KENNEDY	57.72	52.84	47.05	55.98	KENNEDY	0.00
JAZZ	56.89	52.80	50.30	55.46	LAST	0.63
LAST	56.88	53.92	49.37	55.84	JAZZ	2.33
BORT	56.57	52.80	50.76	55.25	BORT	3.26
TRICK	54.75	52.26	50.76	53.90	ANCIENT	8.16
ANCIEN	54.10	54.22	50.32	54.14	TRICK	9.26

RANKINGS

=====

	F W	E P	S P	T T	F X	W X	L P	D R	MED E
	===	===	===	===	===	===	===	===	=====
LAST	1	2	3	1	3	2	4	3	69.17
BORT	2	4	1	2	1	1	2	1	68.30
JAZZ	2	3	2	2	2	1	3	2	68.56
KENNEDY	3	1	6	3	5	3	5	4	70.15
ANCIEN	4	5	5	2	6	5	2	5	68.28
TRICK	5	6	4	4	4	4	1	5	67.83

Not exactly clear, as I warned you. Three strong contenders in Last Command, Bortino and Jazz Island, with Kennedy Exchange our number one Early horse. Now, take a look at the Track Profile I made from the results chart you used:

DISTANCE: 8.5

DATE	RACE	IN	CLASS	POS/CL 1 st CL.	POS/CL 2 nd CL.	2 nd TIME	FIN TIME	To #M
	3		C-50	Ø	Ø			67.96
	9		C-16	2.1	1.5			68.35

What does it tell us? That for this particular point in time, Santa Anita is requiring a very special type of horse in the 8.5 furlong races. You need good Late Pace to win, but you also can't be too far back. The horses are winning with Sustained pace from the front end.

Take a look at the % Med of Kennedy Exchange. Way too high. We can eliminate him. Now look at Last Command. Also too high, almost a full point above what is winning. We can eliminate Last. The rest of the horses are fine.

Now look right above the % Med column to where Synergism II predicts beaten lengths at the second call. Kennedy, Last and Jazz Island are all fine. Bortino is marginal, but I wouldn't toss it out. We only have two races to go by, remember. However, Ancient Blue and Tricky Lad figure to be much too far back to win at this distance.

Well, we seem to be left with only two horses. Since that's the general idea in the Sartin Methodology, we're now finished with the race. We place bets on Jazz Island and Bortino to win and sit back to watch the race. The results of this race aren't really very surprising, are they? What is surprising is the price we got!

Without a track profile, I would have a lot of trouble eliminating Last Command based on this printout. The public had trouble with him too, making him the favorite. How many of you would have left a 10 to 1 shot in and tossed out the favorite in this situation? With a Track Profile, the decision is easy.

One last point. We talk quite a bit about the ENERGY! program in this issue, and I thought you might like to see what the fuss is all about. I ran the race through ENERGY!, using the same pace lines and the automatic adjustment. It predicts the race to be won by a Presser with good Sustained Pace (the Variegate). Jazz is #1 Presser, 2 Sustained. Bortino is #2 Presser, 1 Sustained. Nuff said.

E N E R G Y
* * * * *

Race: begin. Dist = 8.5 FURLONGS Comments:

Name	Total	RAW Median	Factor X
ANCIE	160.42	68.41	65.97
TRICK	160.14	68.42	66.35
JAZZ	159.98	68.56	66.99
BORT	159.97	68.41	66.99
LAST	157.20	69.18	66.47
KENN	157.00	70.06	66.58

Name	Total	Automatic ADJUSTED Median	Lex
ANCIE	160.60	68.26	31.73
TRICK	160.41	68.19	31.80
JAZZ	160.30	68.28	31.71
BORT	160.29	68.13	31.86
LAST	158.43	68.10	31.89
KENN	158.29	68.90	31.09

Pace	F 1	Matchup F 2	F 3
KENN	36.04	32.86	29.43
JAZZ	35.41	32.86	31.30
BORT	35.25	32.87	31.45
LAST	35.10	32.99	30.32
TRICK	34.65	33.53	31.47
ANCIE	34.31	33.95	31.51

Name	Emuv	Smuv	uXr
JAZZ	0.056	0.122	0.178
BORT	0.081	0.098	0.179
ANCIE	0.164	0.164	0.328
TRICK	0.182	0.195	0.378
LAST	0.071	0.452	0.523
KENN	0.000	0.667	0.667

PARAGON A

PARAGON B

ENERGIZER

VARIEGATE

JAZZ

JAZZ

JAZZ

S/P Presser

RANKINGS

	E P	P R	H E	S P	L X	F X	Muv
JAZZ	1	1	4	2	5	1	0.09
KENN	2	5	6	6	6	4	0.00
BORT	3	2	3	1	2	1	0.60
LAST	4	4	5	5	1	5	2.05
ANCIEN	5	3	1	3	4	3	3.66
TRICK	6	4	2	4	3	2	3.22

Paragon A

JAZZ
BORT
KENN

Paragon B

JAZZ
BORT
ANCIE

9540 NINTH RACE, 1 1/16 Miles, Purse: \$14,000. Four year olds & up.
Claiming Price: \$12,500-10,500. To Win \$7,700, 2nd \$2,800, 3rd \$2,100, 4th \$1,350, 5th \$350

9433 Jazz Island,	O'Quin	113	1	3	1	1	1	1	9.70
9423 Borlino	Baze	116	6	2	2nd	3-2	2-2	3-3	6.50
9336 Precedence	G Stevens	114	12	6	5-3	7-11	5-2	3-2	3.5
9536 It's Never Dull	F Vinzia	111	5	1	3-1 1/2	2-1	5-2	3-5	14.10
9465 Buckle Head	Pedroza	116	11	10	7th	8-2	7-1	6-1	9.50
9451 Buena Amistad	Solis	114	10	12	11 1/2	11-5	7-1	6th	28.00
9423 Ancient Blue	Toro	118	3	5	9-1	9-2	9-1	9-1	7.00
9406 Kennedy Exchange	Corral	114	9	5	4th	5-2	4th	5-1	13.00
9451 Last Command	Pincay	117	7	4	5-1 1/2	4th	6th	8-1/2	9.00
9423 Tricky Lad	Garcia	111	4	9	5-3	6th	5-1 1/2	12-1	7.00
9450 Hovering Presence	Hoguez	116	5	11	10-3	10-4	10-1	11-3	99.40
9446 Chaleem	Dominguez	116	2	7	12	12	12	12	44.40

Time 22.2, 46.1, 10.4, 1:30.3, 1:43.1, Start Good, Won Driving


\$2 MUTUELS PAID

JAZZ ISLAND	21.40	11.20	7.40
BORTINO		7.00	5.80
PRECEDENCE			9.20

Winner chg 85 Island Whirl-Jazz Era. Trainer David Schiwe. Claimed Jazz Island by Paul Kaufmann (Tr. same) for 12,500. Tricky Lad by Four Four Forty Farms (Tr. Robert Borick) for 12,500. Borlino by Dame Construction Co Inc (Tr. Dan Whitel) for 12,500. Last Command by Cross Jr. & Garber (Tr. David C. Cross Jr.) for 12,500. Mutuel Pool \$286,288. Exacta Pool \$495,541. On-Track Attendance: 18,134. Handle \$4,590,779. Inter-Track Attendance: 5,883. Handle \$1,181,891. Attendance: 24,017. Mutuel Handle: \$5,772,670.

JAZZ ISLAND took command on clubhouse turn, held sway thereafter but was under stiff handling to nail down decision. BORTINO pressed winner final three furlongs from outside before finally giving way in a courageous effort. PRECEDENCE circled field four wide to get into contention in stretch. Scratched: Feigh Abnane, Siranuvot, Wana Mail, Souker.

\$5 Exacta 1-Jazz Island & 5-Borlino Paid \$179.00
\$3 Exacta Box 1-5 Paid \$107.40



More than a year in the writing, the manual that has been requested more than any other is at last ready. In this book, PIRCO Charter member and Follow Up editor Dick Schmidt takes you through getting started in the Sartin Methodology with a thoughtful, step by step approach designed to lead the newcomer to the land of winners.

For the first time, we have an answer the the beginners question, "What do I do first? Where do I start?" Dick leads off with a discussion of the radically new terminology of the Sartin Methodology, carefully defining terms and giving the mathematical formulas for all of the handicapping factors used in Phase III handicapping.

In subsequent chapters, Dick, aided at critical junctures by Dr. Sartin himself, takes you through the mysteries of picking contenders, perhaps the most vital skill for a beginner to acquire. This is followed by a chapter on the complementary skill, picking pace lines. Together, these two skills form the foundation of the Methodology.

There are also chapters on making and using the Meridian Variant, the + and 0 pace line ratings, keeping a track profile and keeping the all important Brohamer Model. The advice to beginners winds up with a money management strategy designed to maximize profits while steering away from common betting errors that cost many beginners so much money.

There is also a chapter on selecting and buying a computer, which discusses all the computers supported by the Institute and gives the pros and cons of each. The book winds up with a copy of the workbook used in the beginners sessions at our seminars and workshops.

Accompanying the manual are three hours of audio cassette tapes, which feature Dr. Sartin, Jim "The Hat" Bradshaw, Dick Schmidt and others addressing a group of beginners and answering all their questions. The PIRCO speakers lead you through a discussion of all the terms used in the Sartin Methodology, and then take turns analyzing a race with the group. Dick Schmidt presents the "conventional" approach, then Jim The Hat shows how to do it with the Match-Up and voodoo.

- \$49.00 for both book and tapes.

*** NOTE to Follow Up subscribers: much of the material in this book has been printed previously in The Follow Up.

