



ISSUE: 14

THIRD FRACTION PROGRAM

TABLE OF CONTENTS

Publisher's Column	1
Computer Column FFER Program	6
Q and A with the Doc	10
Morning Line Betting	26
Revised Speed/Pace Charts	31
The Psychology of Winning	34
Book Review	37
Money Management by Dan Doran	41
Trip Handicapping via the Form	45
Thoughts on Synergism	49
The Problem Race by Tom Hambleton	55

The Follow Up is published six (6) times a year by PIRCO Inc. in conjunction with the Inland Empire Institute. Subscription price is \$66.00 per year. If you have any problem with your subscription, or have a change of address, please contact our editorial office, address below. All material in this publication is for informational purposes only.

Copyright 1989 PIRCO Inc.

All rights reserved. No part of this work may be reproduced or transmitted in any form or by any means, electronic or mechanical, including photocopying and recording, or by any information storage or retrieval system, except as may be expressly permitted by the 1976 Copyright Act or in writing from the publisher. Please.

Past Performance and Results charts
copyrighted by Daily Racing Form, Inc.



O. HENRY HOUSE WEST
BANNING, CALIFORNIA



INLAND EMPIRE INSTITUTE

The Follow Up editorial offices are
located at:

1215 Alma St.
Glendale, CA 91202
(818) 546-8978

Please address all correspondence in response to any article or to express any opinions to this address. If you wish to submit material for consideration or wish a reply, please include a self-addressed, stamped envelope.

Richard Schmidt
Editor

The Inland Empire Institute is
located at:

1390 E. 6th St. #5
Beaumont, CA 92223
(714) 845-5907

Please address any questions or comments you wish to make directly to Dr. Sartin to this address. Please include a self-addressed, stamped envelope if you wish a personal reply. Any books, manuals or computer programs should be ordered directly from the Institute.

Howard G. Sartin, PhD
Founder and Chairman of the Board



BOSS

A NOTE FROM THE PUBLISHER.

Speaking from wide experience both as handicapper and author, James Quinn has defined the TWO prime requisites for successful handicapping as: 1: Qualification of TRUE contenders. 2: Isolating the most likely WIN horse from those contenders. Quinn says that the Sartin Methodology is the BEST systematic procedure for winner SELECTION but, in assessing our less successful clients, he feels they are lacking in their ability to accomplish step 1: Qualifying Contenders.

We heeded his words and have, for the past year, concentrated our efforts on step 1. Beginning with the Match-Up Manual and with issues number 11,12 and 13 of the Follow Up, we focused most of our efforts toward pin-pointing the five most likely contenders without omitting the Win OR the Place horse from consideration. Sir James tells his own students that they must include the WINNER in their analysis at least 80% of the time. Since he advocates betting only ONE horse to win, this is probably adequate. With our procedures we feel that you must have the winner in your computer no less than 90% of the time for optimal results. To date over 350 clients (379) are doing this successfully and are winning well in excess of our prescribed level of 63%. Approximately 308 others are doing it more often than not and are on the threshold of professional status.

As of their latest reports, the average mutuel of these 687 clients is \$9.63. That's the good news. The bad new is that 240 clients, as of January 10, were not able to narrow contention to less than six; often using seven or eight horses. As a result, they suffered too many losses and some of them even had two horse win proficiencies LOWER than the general public's, which is 49.6%. So, in analyzing the success of the Methodology from the perspective of ALL its users, a total of 927 prior to February 1, 40.88% are making or augmenting their living through handicapping; another 33.22% are on the verge and 25.9% were below acceptable levels.

Some members of the latter group did NOT renew their subscription to the Follow Up. Many reconsidered after Dick's "You Blew It!" encyclical, but at least 100 retreated. Ironically, in consulting our list of persons who took advantage of our Free Follow Up services or "Dial a Hat," we found the names of these 100 almost totally missing. So it is probably just as well that they left us. They made room for another 100 who WILL take advantage of our FREE services as well as those that we sell.

The biggest problem facing our non-winners is leaving the winners out of their computations and wondering WHY. I receive many reports wherein a

client fails to enter as many as SIX winners in a twenty race cycle. Of the remaining fourteen they often get as many as nine or ten winners. They are winning 64 to 70% of the races when they Enter The Winner in their computers, but enjoy gross wins of only 45 to 50%. They send me dozens of losing races each week seeking REASONS for their failure to either enter the winner or for using inappropriate pace lines. After evaluating many hundreds of failed attempts I can now state with statistical authority that I've discovered the KEY reason for their failure.

THEY ARE QUALIFYING CONTENDERS BY MAINSTREAM RULES, AND
THEN ENTERING THEM INTO A COMPUTER PROGRAM THAT, BY
DESIGN, ESCHEWS THE BULK OF MAINSTREAM THINKING.

The two foremost mainstream "RULES" involve recency and man made class levels. Both of these factors are based on long term "hossy" statistics that may once have been valid but been dissipated by contemporary reality. In order to defy mainstream concepts with impunity one should first have a firm grasp of what they are. I know of no better source of such information than James Quinn's The A.B.C.'S of Thoroughbred Handicapping. From the text of this work and through the medium of its hundreds of pages of questions and multiple choice answers, we can determine the source of both fact and fallacy in a compendium of 20th century handicapping thought.

Contrary to popular opinion, Quinn himself is not completely wedded to mainstream practice. His ability to adapt and progress was quite evident to me as I spent a day as his guest at the Santa Anita Turf Club. His recent series of eight teaching clinics embodied both mainstream and deviant concepts. The deviant ones, for the most part, being our own.

At the recent New Orleans seminar, Tom Brohamer (Editor's note: definitely one of the deviant ones) re-evaluated his previous emphasis on using "Last Race" pace lines. His new stance helped many of you to "turn around." It seems a lot of clients were hung up on their interpretation of his previous stance in favor of the last race. Tom's influence has always been paramount to a large number of you, so his revisionist thinking will be of great help. In fairness to Tom he NEVER actually said, "always use the last line." He and Bob Purdy, on our original pace line tapes, said: "Never go beyond the last line without a viable reason." Those who misinterpreted their original words need no longer suffer from mainstream logic.

Mainstream thinking of itself is less a problem than user misinterpretation of the concepts on which it is based. Quinn for one, is appalled when his readers attempt to apply class standards meant for NW-3 AW and Stakes Horses to 3 year old fillies. William Quirin can only shake his head in wonder at those who would religiously apply his 1979 statistics to today's circumstances. The problem with hard cover books on handicapping is that they are written as much as two years before publication. With certain statistical aspects of racing changing with each meet, or even within a meet, these books have built in obsolescence. Authors may WISH they could alter certain passages but once bound, their books are permanent testimonials.

We, on the other hand, can adapt with near immediacy to current reality. Through classrooms, seminars, new xeroxed manuals and, especially

the Follow Up, we can keep you abreast of our ongoing, relentless research. However, I cannot stress enough how important it is that each of you be conversant with the contemporary thought from which ours is deviant. This is why I recommend Quinn's A.B.C.'S book. I agree with him that a sound background in BASIC HANDICAPPING KNOWLEDGE is fundamental before advancing to the forefront. (Available nationally, or at GBC Box 4115, Las Vegas, NV. 89106)

* * * * *

Personality Profile . . . Bert Norman.

Bert Norman is one of the few, very few, HONEST purveyors of Thoroughbred handicapping information. He is also a realist. He knows that the number of "horseplayers" out there who are willing to do the work essential to becoming professionals is EXTREMELY LIMITED. Therefore, he has aimed his work at helping the two dollar bettor, the week-end warrior and others who want to "play" the horses.

Bert's advertising, while highly limited, makes no promise of big scores and high win percentages with no effort. He is low key, down to earth and gives full return for what he charges. He clients get what they ask for and most of them are duly rewarded at the track. Many of our own Charter Members, along with many PIRCO clients, bought Bert's Winning - Quick Figure Handicapping. It set them on the right course, preparing them for the ultimate challenge of making a living through pari-mutuel funds. All of our clients who have purchased Bert's books consider the information therein valid and helpful. Bert never promised more. I consider him a perfect complement to our own efforts. His is a planned Basic Training course. Ours a complex, advanced procedure to be undertaken only by those seeking professional status.

While Bert and I are nominally competitors, I regard him as a peer and worthy colleague. He's running a good college, we run a graduate school. Both co-exist on the same campus. It might behoove some of you who are still floundering because you bit off more than you could chew when you became clients, to take some courses at Bert's college. I have no problem recommending his work for those who need it; as he had no problem when he wrote the endorsement of our work we printed last time. You can contact Bert at: The Bertness Co. 1919 Grand Ave. #1E, San Diego, CA 92109 (619) 272-9311.

* * * Congratulations Paul Yudell * *

Long time client Paul Yudell is part owner of MARTIAL LAW the upset winner in the Santa Anita Handicap on March 5th. The horse paid \$103.60 to win, \$30.60 to place and \$11.80 to show. Of course, Paul also got a piece of the \$550,000 first prize money.

Martial Law also triggered a \$3,717 Exacta with the place horse, Triteamtri, which was atop most of your readouts. Here are the results charts together with client Jim Drukas' readouts from SYNERGISM II.

EIGHTH RACE
Santa Anita
 MARCH 5, 1989

Total purse \$1,000,500. Value of race \$1,000,000; value to winner \$550,000; second \$200,000; third \$150,000; fourth \$75,000; fifth \$25,000. \$500 reverts to Association. Mutuel pool \$1,291,387. Exacta pool \$934,885.

Last Raced	Horse	Eql.A.Wt	PP	1/4	1/2	3/4	1	Str	Fin	Jockey	OdJs	\$1
10Feb89 #SA1	(S)Martial Law	4113	8	2nd	31	31	21	1st	11	Pedroza M A	50.80	
11Feb89 #SA1	Triteamtri	4116	10	11	11	11	11	2nd	21	Stevens G L	40.80	
15Feb89 #SA2	Stylish Winner	5113	1	31	41	41	31	3rd	31	Black C A	80.80	
12Feb89 #SA5	Payant	5117	2	11	11	91	6th	4th	41	Shoemaker W	7.50	
12Feb89 #SA4	Stalwars	b 4114	6	61	5th	5th	4th	51	5th	Santos J A	37.60	
12Feb89 #SA3	Cherokee Colony	4119	11	82	7th	61	51	62	63	McCarron C J	3.40	
5Feb89 #SA2	Perceive Arrogance	b 4116	5	7th	83	8th	71	71	72	Day P	26.70	
5Feb89 #SA1	(S)Nasr El Arab	4124	7	91	9th	101	81	81	81	Valenzuela P A	1.40	
15Feb89 #SA1	Good Taste	b 7113	3	4th	61	71	101	93	94	Hawley S	22.50	
12Feb89 #SA2	Frankly Perfect	4116	9	101	101	11	11	101	101	Delahoussaye E	11.80	
12Feb89 #SA1	Super Diamond	9122	4	51	2nd	2nd	91	11	11	Pincay L Jr	4.30	

(S) Supplementary nomination.

OFF AT 5:11. Start good. Won driving. Time: :23, :46 1/2, 1:10 1/2, 1:34, 1:58 1/2 Track fast.

\$2 Mutuel Prices:

8-MARTIAL LAW	103.60	30.60	11.80
10-TRITEAMTRI		29.80	17.00
1-STYLISH WINNER			14.00
\$5 EXACTA 8-10 PAID \$3,717.00.			

NAME	F W	E P	S P	T T	F X	W X
PAYAS	54.9	55.3	54.5	55.4	54.16	54.53
GOODP	55.05	55.83	54.28	54.82	54.44	54.74
SUPEP	55.23	56.3	54.17	54.75	54.53	54.88
MARTE	55.04	55.3	54.79	54.63	55.09	55.06
FRANP	54.89	55.21	54.58	55.1	54.44	54.66
TRITE	55.52	56.54	54.5	54.77	55.04	55.28

PLACE	F 1	F 2	F 3	S C	PROJ'D SC/BL
=====	57.63	56.65	54.29	56.54	=====
TRITE	157.63	54.5	52.46	56.54	TRITE 0
SUPEP	257.02	54.97	52.04	56.3	SUPEP 1.06
GOODP	356.15	55.2	52.74	55.83	GOODP 3.14
MARTE	455.89	54.17	54.29	55.3	MARTE 5.5
FRANP	554.93	55.76	53.95	55.21	PAYAS 5.5
PAYAS	654.62	56.65	53.71	55.3	FRANP 5.91

R A N K I N G S

NAME	FW	EP	SP	TT	FX	WX	LP	DR	CF	APV	MED E
=====	=====	=====	=====	=====	=====	=====	=====	=====	=====	=====	=====
P TRITE	1	①	3	3	1	1	4	1	1	1	68.12
W SUPEP	2	②	5	4	2	3	5	3	1	1	68.27
MARTE	3	4	1	5	1	2	①	2	1	1	65.96
GOODP	3	③	4	3	3	4	②	6	1	1	67.85
FRANP	4	5	②	2	3	5	③	4	1	1	67.23
PAYAS	4	4	3	1	4	6	3	5	1	1	67.44

Synergism II readout courtesy
 Jim Drukas.

A Big Cap postscript, beginning with an excerpt from Tom Brohamer's weekly Variant Letter.

.... I received two calls from clients who put our two HTW's together in an exacta box in the Big Cap.....MARTIAL LAW and TRITEAMTRI combined for a \$3717 payoff.....wish I could say I did the same thing. I did manage the \$29.60 place payoff on TRITEAMTRI but that's an empty feeling next to the size of the potential score. Hope more of you had that combination."

I've always felt that there must be a better phrase than the perennial "horses to watch." Seems too many people just watch them. How about Horses to BET?

Paul J. Yudell
1435 W. 146th St.
Gardena, Ca. 90247

CO-OWNER MARTIAL LAW - WINNER S.A. Big Cap

Dear Doc,

Thought I would send along a picture of one of your clients holding the trophy presented to the owners of the winner of the \$1 Million *Santa Anita Handicap*, namely - ME ! With me in the photo is my girlfriend' Dr. Janet Cooper of Albany, N.Y., which is why I was asking about the Saratoga Seminar. She can visit her folks while I go get smarter. The reception where the photo was taken was preceded by a meeting of the partners where we pretty much decided that Martial Law's next start will be the Pimlico Special on May 13th. It's only a measly \$750,000 purse, but we started on top. The Hollywood Gold Cup, with a paltry \$500,000 purse, will follow that one. Barry Irwin wants to ship the horse around because he's afraid of the inevitable weight increases. I wanted to scream, but it's often difficult to talk to someone outside the methodology. Besides, I seem to remember that the horse won with 138 LBS in Europe going uphill.

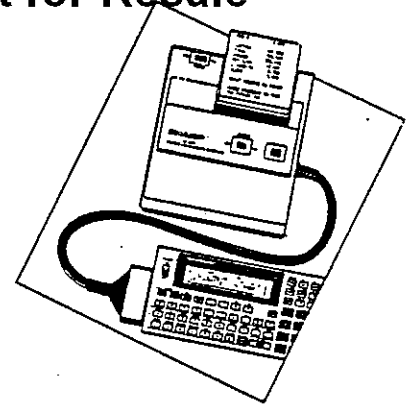

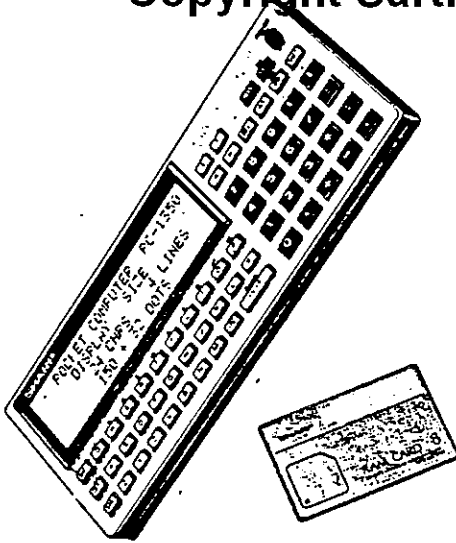
You asked me if I bet the horse because I own him and I said he wasn't one of my top 2 contenders on paper, but that I knew a couple of things about him very few did. Well, one of those things was the fact that I have a videotape of his races in England, and it was obvious this horse is a "professional presser" with a big late kick. (You said to use the info we have, but you never said we had to tell anybody else !) The other piece of info I mentioned were his workouts. Sure, anyone can read his bullet 124.4 in the Form, but the paper won't tell you that he galloped out the mile in 1:38 & change. Stuff like that. By the way, the previous owner from whom the horse was purchased happens to own Nasr El Arab, the beaten favorite in the Big Cap.

I am looking for someone to share a four-seat box at Hollywood Park. I'm having the stable secretary poll my owner-partners but I would rather not sit in a box day after day with non-methodology horseplayers. So if you know of any clients interested, they can reach me at 213-515-0245 anytime. It runs about \$675 for two seats & parking stickers for the year.

Last but not least, I still have one annoying problem. Most of the time I have the winner in my top 3, and in fact, I usually have only 3 horses in my final printout. Obviously, this is not the problem. However, more often than I care to admit, I will bet the WRONG TWO! I've looked at two sources for the answer. First, from reading the books you recommended, it may be that I don't have "permission" to bet the winner that often, yet. The other reason I believe is a little more probable : I quite possibly need more practice with the MatchUp. My technique consists of recording the pattern of each race on a form I designed (when I still had free access to the MacIntosh) and memorizing how I approached the race. It's time consuming, but the reward is amazing. It eventually cuts the time I need to spend on eye-ball scan. By "pattern" I mean things like how many E's were there, were track & distance changes required, were there any tandems, etc., etc. For PBS numbers I wrote a program late last year, but there's a couple of situations that come up in the course of using it that require a lot of human interference so I haven't told anyone about it. Hope I can make it to a seminar/workshop soon.

Yours truly,
Paul





THE COMPUTER COLUMN

BY DICK SCHMIDT

In the past, we've talked about buying computers, using computers, even modifying the programs in a computer. Now it's time to take the big step and learn how to write a program for a computer. In the last two Follow Up's we've featured a lot of stuff about the importance of the third fraction and using third fraction ratings.

When Doc and Tom Hambleton first showed me the way they were using third fraction ratings, I thought it was incredible, and I started doing them at once. I soon learned that though they were incredible, they were also a pain in the ass to do. Convert to tenths, subtract, figure lengths gained or lost, subtract again and then look up the proper distance on the chart. Not an impossible amount of work, and the results were certainly worth the effort, but why do grunt work when you own a computer?

Besides saving a lot of time and aggravation, I think assigning this type of chore to your computer makes you a better handicapper, because you are more likely to look at three or four lines if it only takes a few seconds and perhaps discover that hidden number lurking back a few races. Anyway, the last time I was out in Beaumont for a workshop I didn't have much to do (Pizzolla was holding forth, and getting him off stage is tough), so I decided to write a program that would calculate third fractions.

I'm not much of a programmer, and I don't much like programming, but I can generally get a computer to do simple tasks for me, given some time. I soon had the computer calculating the third fractions of every distance nicely. Then all I had to do was look up the rating on the chart and write down the number. Neat. But Pizzolla was still holding forth, so I decided to see if I couldn't get the computer to save me a step and give me the third fraction rating directly.

A bit more code and bingo, third fraction ratings. Now the machine gave me both the raw third fraction and calculated the appropriate rating. Double neat. By now, I was cocky, so I decided to see if I could also get the computer to use the same set of input data to calculate PBS numbers and % Median. This took a lot more thought and a bit more work, but I managed to get both numbers as well. You still have to do PBS track-to-track adjustments and route-to-sprint calculations by hand, but the rest is all done in the machine.

So, let's see a show of hands of all those who'd like to have a copy of this handy dandy little program. That many? Okay, now let's see how

many are willing to work for the program. The last thing the office staff at PIRCO and I need is another program to support. 100 phone calls asking how to merge a program or saying their tape is bad. No thanks. However, if you are willing to do the work, I'm willing to share the program. For free, even.

Eventually, we'll tack this onto another program and offer it for sale. Howard and Jim are writing what they call an "Energy Generator" program, and plans are afoot to include my humble code in with their masterwork. But that may not be out for 6 months or a year. (PLEASE don't call or write and ask when. We'll announce it when it's ready. These things take time, and we want it right). For now, if you want this program, you have to enter it yourself. If you're too scared of your computer to try to write your own program, then you may always carry on with your calculator. Or learn to do them in your head, like Tom Hambleton. The results will be the same.

Now, for those brave souls who think they'd like to up their win percentage while cutting their workload, here we go. I'm not really going to try to teach you how to program a computer. First off, I don't really know how very well (as the programmers among you will see) and it would take a lot more space than we have here to even make a start. Besides, you don't really need to be able to program a computer to be a successful handicapper. Tom Hambleton, who did the groundwork for all of this, grinding out hundreds of numbers by hand, correcting the rating chart, really making all this work, can't write computer code at all. He still manages to make a living at the track.

All I'm going to do is show you the steps involved, and then give you the code to copy. The only computer I have written this for is the Sharp 1350/60. For those of you using other machines, I write such simple "gutter basic" that you should have no problem translating for your computer. The only things you'll need to change will be the screen management commands. Piece of cake. Good for your spiritual development.

Step one is to clear all the other stuff out of your computer. If you have a desktop (IBM, Apple etc.), that's a cinch. Just make sure you have a clean slate. Those of you with IBMs will need to load Basic into your computer, as it is not built in. For those of you with superior computers, the basic is built in and you're ready to go. Those using the Sharp handhelds will want to clear out all the other programs you have in memory before starting out. This isn't absolutely necessary unless you have Synergism in the machine, but if you have several programs in the computer at the same time, you can't save just one of them to tape. It's all or nothing. So it's best to clear out the machine before starting. You can put your other programs back when you're done.

If you have Synergism in your handheld, you must take it out to type in any additions. Again, you can re-load it later, using the MERGE command. Now, all ready to get started? Here we go. First step is NOT to start writing code. It's to sit very still and think. Then we rough out what we want to do, in plain English, on a piece of paper. Here is what I wrote down as I designed the program. 1) input routines 2) conversions 3) compute 4) output routine. We'll look at each step in turn.

Input Routine - Before we can expect the computer to do anything for us, we have to tell it the facts. Give it some numbers to massage. We need two sets of inputs. (I know there is no such word as "inputs," but computer people make up whatever words they need) First off, we need a set of data about the race that will apply to all the horses. This would include the distance of the race, the projected second call and an on/off switch for % Med. So, the first few lines look like this:

```
100:"F": CLS : PAUSE "
      3RD Fraction Finder"
110:CLS : INPUT "Today's
      Distance " : DD
120:IF DD=1.4 LET DD=8.1
      81
130:IF DD=1.7 LET DD=8.3
      13
140:INPUT "Projected 2nd
      Call " : PC
150:PM$="N": INPUT "Calc
      ulate % Median " : PM$
```

Next, we need the data on each horse; the distance of the pace line, the times and beaten lengths and the speed rating for PBS. I have designed this program to work the way I handicap. I do a PBS number for every horse in the race, but I only do one. If I want to take a look at four or five third fraction ratings, I have set up the program so that I can just hit the ENTER key when asked for a speed rating and won't get an error. I won't get a PBS number either, but I don't want one for back races.

Same story for % Med. Sometimes when I handicap, I have been away from the races for a week or more and don't have a current track profile. Since I don't have parameters to use with % Med, I don't bother to calculate it. If I am using % Med, but happen to want to ignore it for back lines, I can simply hit the ENTER key when asked for the first fraction and first call beaten lengths and nothing drastic happens. I just get a nonsense number for a % Med readout.

By the way, notice that I have the program set up so that if you hit the ENTER key, you don't get % Med. If you hit any other key, you DO get % Med. This saves hunting for the Y key. I usually hit a 1 or an L, as they are close to the ENTER button. A second saved is a second I can waste later on in the day. Anyway, the input for each horse looks like this:

```
160:CLS : WAIT 0: PRINT
      "Dist. 1st 2nd F
      in"
170:CUSROR 25: INPUT D
180:IF D=1.4 LET D=8.181
190:IF D=1.7 LET D=8.318
200:IF PM$="N" GOTO 220
210:CUSROR 30: INPUT BC
220:CUSROR 36: INPUT SC
230:CUSROR 42: INPUT FC
240:CLS : WAIT 0: PRINT
      "BL 1st 2nd Fin
      SR"
```

```

250:IF PM$="N" GOTO 270
260:B1=0: CURSOR 27:
      INPUT B1
270:B2=0: CURSOR 32:
      INPUT B2
280:B3=0: CURSOR 37:
      INPUT B3
290:SR=0: CURSOR 43:
      INPUT SR

```

Conversions - Now we're ready for the next step. Our program module, if you want to talk funny like a computer jock. We need to convert the times from minutes, seconds and fifths to seconds and tenths. First we convert to tenths, then convert the whole thing to seconds. You shouldn't need to make any changes to this section, no matter what computer you use. This is a part of the program the user never sees, so it is more or less universal. Line 350 is for those poor neglected people out there who enjoy Harness racing and want to give this a try.

```

300:BL= INT (BC)+2*(BC-
      INT (BC))
310:SL= INT (SC)+2*(SC-
      INT (SC))
320:FL= INT (FC)+2*(FC-
      INT (FC))
330:PL= INT (PC)+2*(PC-
      INT (PC))
340:IF SL>=100 THEN LET
      SL=SL-40
350:IF FL>=200 THEN LET
      FL=FL-80: GOTO 370
360:IF FL>=100 THEN LET
      FL=FL-40
370:IF PL>=100 THEN LET
      PL=PL-40

```

Computing - This is what everyone thinks of when you mention a computer program, and as usual it is by far the shortest part of the program. I do the entire thing in three lines, and could cut if I had to. Actually, the entire computational part of the program is line 380. 390 and 400 are just converting back to fifths of a second. Anyway, the real engine of this program is:

```

380:FX=(FL+(B3*.2))-(SL+
      (B2*.2))
390:TF=(FX-( INT FX))/2
400:FF=( INT FX)+TF

```

Output - This is where the computer talks back and tells you what the answer to your question is. In this case, it is just one line; very simple:

```

410:CLS : WAIT 0: PRINT
      USING "###.##":"Final
      Fraction = "FF

```

You now have my original program, one that gives you the raw third fraction. Using this number together with the revised third fraction chart printed elsewhere in this issue will give you relatively quick and accurate third fraction ratings. Next time, we'll further automate the process and throw in PBS numbers as well. Stay tuned.



A N D



With the Doc

"Read My Lips" seems to be the current buzz phrase. So, read my lips and commit the following to memory:

THE APV/CLASS FIGURES ARE PRIME TOOLS FOR DETERMINING WHICH HORSES NOT TO LEAVE OUT OF CONSIDERATION MORE THAN THEY ARE FOR DETERMINING WHICH HORSES TO INCLUDE.

The validity of the top 5 APV and/or Class Rating horses winning 86% of all races is subject to wide deviations by time frame and track. Ironically, the stat holds up more consistently at LOWER class tracks. A fact that does NOT change, however, is the relationship between High Class/APV horses and longshot winners and also High Class/APV and place horses.

The most consistently valid aspect of a horse with an inordinately high Class/APV relative to the rest of the field, is that it is the most important factor in allowing us to go back, often way back, for a pace line. For me, this has been the key to longer priced horses since 1975, with no let up or deviation since then, no matter where or when I play.

What this means is that while a statistical evaluation of the top 5 Class/APV horses relative to winners may suffer wide fluctuations, the validity of Class/APV as a reason for looking more deeply into an animal's racing history remains constant. Class/APV is also a prime factor in telling us when to use the Tandem concept and in designation which of the two Tandem approaches to use. Class/APV is vital in determining when to use internal fractions from a route to weigh a router's chances in a sprint, and in determining whether or not a sprinter can stretch out.

Those who refuse to use Class/APV and are WINNING have my profound congratulations. Those refusing to use it and are losing get no sympathy. Failure to qualify horses by ESP, +'s and O's and the PBS procedure, is inexcusable, UNLESS you are already winning without them. The strength of these procedures was brought home to me recently by Michael Pizzolla, when he was here in Beaumont for a recent workshop. I had handicapped a race two days earlier for a client to demonstrate the use of Synergism II. I left out the winner!

The reason for my oversight was because I bypassed Class/APV. I was in a hurry to demonstrate the program and let my client get going on his long drive home. Being in a hurry, getting sloppy, getting smug and overconfident left me with egg on my face and possibly cost that client a measure of confidence.

When Michael arrived, I handed him the race. He was fresh off the plane from New York, but he dove right in. The track is Santa Anita; strange to a New Yorker. And of course, he had no track profile. In about 20 minutes he had analyzed the race, put it through his computer and had both the win and place horse (IN ORDER!) for a \$301 exacta. How did he do it? he used the prescribed tools, headed by Class/APV, plus his new worksheet.

To win this race, one must defy mainstream concepts of recency and class in favor of Methodology concepts. Contemporary expertise would not even consider the winner as a contender in this race. Many of you who are steeped in accepted traditional handicapping would not apply Methodology procedure to this race. A few might even cry out: "I wouldn't bet that horse with your money." Remember the man at the Las Vegas Seminar who shouted out those very words? He was evaluating horses from a long background of accepted thinking and trying to handicap with our Methodology. He is a loser, stubbornly clinging to yesterday's truths, many of which are today's myths. Even since as recently as 1987, there have been significant changes in North American racing win patterns. Most of these changes have been manifest in the areas of recency and accepted class delineations. We know this because we have several hundred researchers throughout North America sending us reports on TODAY'S reality.

The Sartin Methodology provides specific reasons WHY we should choose the same pace line Michael chose for the winner of this race. The Methodology also provides SPECIFIC reasons for using the Tandem concept to isolate the horse that placed in this race. Michael's considerable skills in winning races like this are a combination of his own perception, his ability to recognize patterns and his willingness to accept what the Methodology teaches, even though some of our concepts may run counter to mainstream logic.

I must add that several of our clients have mentioned that they also had this race. So did Tom Hambleton and Marion Jones, but we expect that of PIRCO members. Anyway, it proves Michael's feat was no fluke.

Here is the race. Analyze it from a strict Methodology viewpoint. It is well marked up, so there are lots of hints.

5th Santa Anita



6 FURLONGS. (1.07%) CLAIMING. Purse \$18,000. Fillies and mares, 4-year-olds and upward. Weights, 4-year-olds, 120 lbs.; older, 121 lbs. Non-winners of two races since December 1 allowed 3 lbs.; of a race since then, 5 lbs. Claiming price \$20,000; if for \$18,000 allowed 2 lbs. (Races when entered for \$18,000 or less not considered.)

Lady Neuwick

OLGUIN G L

Own.—Biehart D L

8Jan89-SSA 6f :212 :444 1:11 ft 13 116

8Jan89-Bumped start

20Dec88-8Tup 6f :214 :444 1:08 ft 3 114

4Dec88-8Tup 6f :221 :443 1:09 ft 17 110

29Nov88-8Tup 6f :222 :467 1:13 ft 8 111

28Nov88-8Tup 1 :453 1:11 1:37 ft 1 116

19Oct88-10Tup 5f :222 :452 :58 ft 1 119

35Sep88-20Mr 6f :222 :454 1:17 ft 4 115

28Aug88-30Mr 6f :22 :451 1:16 ft 5 116

28Aug88-Lugged out

18Aug88-10Mr 6f :221 :454 1:11 ft 4 118

5Aug88-30Mr 6f :214 :444 1:10 ft 4 116

Dk. b. or br. m. 5, by The Irish Lord—Bramble Hill, by Born American

Br.—Warwick & Neumann (Cal)

Tr.—Kenney Martin

LifETIME 16 4 2 2 \$25,153

3rd 2nd 11 51-1 Black C A 3

1989 1 0 0 0 \$375

1988 13 3 2 2 \$22,978

Turf 1 0 0 1 \$700

14000 82-13 LUBByDn,ATechOfP,MostDrmtc 12

16000 86-16 Cambro's Prize,LadyNeuwick,Lager 8

16000 63-38 Miss GreenB,Lager,WhosGirlScout 7

12500 75-21 MissGreenB,Fasten,BrightonMiss 9

16000 81-06 PrincessAgin,AckOrAck,LdyNuwick 8

16000 80-12 Swtss,NvrDncAlon,John'sLdyLck 12

20000 78-12 Transmitter,Oak Portal,Tuta Mia 8

c12500 82-18 LdyNuwick,SonyWshngton,HiloStor 9

c12500 84-17 LdyNuwick,AShdFstr,SucculntDsh 10

Little Baby Diana

DOMINGUEZ R E

Own.—Vasquez D & Diana L

8Jan89-SSA 6f :212 :444 1:11 ft 10 116

8Jan89-Crowded 1/8; altered path 1/16

19Nov88-2Hol 6f :22 :451 1:10 ft 7 116

19Nov88-Broke slowly

26Nov88-3SA 1 :47 1:122 1:45 ft 9 116

7Oct88-3SA 6f :213 :45 1:18 ft 3 116

7Oct88-Placed first through disqualification; Bumped start

5Sep88-20Mr 6f :222 :454 1:17 ft 6 115

5Sep88-Steadied 1/16

17Aug88-30Mr 6f :22 :453 1:12 ft 14 115

17Aug88-Finished wide

14Jly88-1Hol 6f :22 :453 1:13 ft 7 118

14Jly88-Wide 3/8 turn

23Jun88-2Hol 6f :222 :46 1:13 ft 2 115

3Jun88-1Hol 6f :221 :46 1:12 ft 7 115

3Jun88-Hopped in air

27May88-1Hol 6f :214 :453 1:12 ft 4 115

Jan 23 SA b.f. 1/4 M :51 H

Dec 31 SA b.f. 1/4 M 1:00 H

Dec 24 SA 5/16 M 1:00 H

Dk. b. or br. m. 6, by Red Seas II—Carved Donut, by Donut King

Br.—Grivello & Webber (Cal)

Tr.—Taylor Stephen P

LifETIME 25 5 2 3 \$57,325

631 723 21 1nk DominguezRE 3

16000 83-13 LUBByDn,ATechOfP,MostDrmtc 12

20000 81-11 WorthyWorthy,ZhZhn,ToBImprssiv 9

20000 52-19 Tip ASou,Decorata,EngagingBeau 11

16000 80-19 tWorthyWorthy,LitlByDn,PImptr 11

16000 81-12 Swtss,NvrDncAlon,John'sLdyLck 12

16000 79-16 WildDrive,LittleBabyDin,Trnsmitt 8

c12500 70-17 First To B.,Jingle,Ancient Lady 12

10000 84-11 LittleBbyDin,SucculntDish,NlMib 12

c12500 72-16 Nat'sPrincess,CoronMiss,Lurentin 10

10000 83-15 Nt'sPrincess,LunNtvo,LitlByDin 12

Tell Kel

MEZA R Q

Own.—Christianson C T K & J A

5Jan89-SSA 1 :463 1:114 1:38 ft 7 115

22Dec88-5Hol 6f :23 :471 1:13 ft 6 115

1Dec88-5Hol 6f :22 :454 1:14 ft 13 113

1Dec88—took up 5 1/2

16Nov88-3Hol 1 :464 1:124 1:39 ft 15 115

30Oct88-1SA 6f :22 :453 1:12 ft 13 115

30Oct88-Bobbled start

19Oct88-1SA 6f :214 :453 1:13 ft 62 111

17Sep87-6Fpx 6f :212 :46 1:18 ft 19 114

20Aug87-20Mr 6f :221 :464 1:13 ft 7 117

20Aug87-Bumped 1/2

2Aug87-60Mr 5f :221 :453 1:04 ft 30 117

Jan 24 SA 3/16 M :36 H

Jan 17 SA 4/16 M :51 H

Jan 3 SA 3/16 M :35 H

Nov 28 Hol 3/16 M :35 H

B. f. 4, by Tell—Career, by Poona II

Br.—Christianson C T K (Cal)

Tr.—Schlewe David

LifETIME 9 2 1 1 \$20,525

541 45 912 913 Baze R A 3

321 31 413 321 Meza R Q 9

43 52 42 211 Meza R Q 3

1st 1st 21 43 Baze R A 4

631 44 42 1nk Baze R A 2

111011711071 88 Gryder A T 2

541 66 77 57 HansenRO 4

31 21 11 11 DihossyE 2

911 914 917 719 Solis A 9

68-12 NturiSn,FLTeDough,PrincessDbrn 9

OUT-CLASS

1989 1 0 0 0

1988 5 1 1 1

\$13,275

Playing Through

DELAHOUSSEY E

Own.—Hebeler—MorningsideStbEtal

6Jan89-7SA 6f :22 :451 1:18 ft 8 116

6Jan89-Broke through gate; veered out start

22Dec88-3Hol 6f :223 :464 1:13 ft 2 116

26Oct88-5SA 6f :214 :442 1:10 ft 4 116

21Sep88-11Fpx 6f :221 :45 1:10 ft 7 116

21Sep88-Hopped in air

7Sep88-30Mr 6f :221 :452 1:10 ft 2 116

22Jly88-7Hol 7f :213 :443 1:23 ft 7 115

13Jly88-7Hol 1 :451 1:104 1:36 ft 1 118

26Jun88-2Hol 6f :214 :444 1:16 ft 10 118

28May88-1Hol 7f :212 :442 1:23 ft 9 115

6May88-3Hol 6f :221 :452 1:10 ft 2 116

Dec 28 SA 3/16 M :34 H

Dec 12 SA 3/16 M :36 H

Dec 2 SA 5/16 M 1:01 H

Ch. m. 5, by Messenger of Song—Traditional, by Olden Times

Br.—Mamakas J L (Cal)

Tr.—Fulton Jacques

LifETIME 29 5 4 5 \$85,797

431 32 231 217 DelhoussyeE 2

c25000 71-21 AShdFstr,WetherEyeOpen,Aflot 8

c32000 87-16 MdonnBlu,PlayingThrough,OkPortl 12

c35000 89-18 Ona Lucky Road,MissTawpie,Afloat 6

c25000 85-17 PlyngThrogh,TBImprssv,MstDrmtc 6

c25000 82-16 LadyBrunardi,PrizeShol,Enroch 8

c32000 67-16 DimondADY,RejectedLove,JinglAir 10

c33000 89-07 SteppinErly,TimelyMch,ChrryD'or 8

c32000 72-13 Vianora,Priscilla's Crown,ShMarie 8

c32000 88-19 Li'sDrnkDnrr,PlyngThrogh,TmUbr 9

Nasty Paster**CORRAL JR**

Own.—Hoffman-Kruse-Sweeney

14Jan89-1SA 6f :213 :444 1:101ft 43 1085 53 313 32 313

7Jan89-1SA 6f :213 :451 1:112gd 31 1115 64 423 32 13

7Jan89—Bumped hard 1/2

22Dec88-5Hol 6f :23 :471 1:132gd *2 115 53 43 523 743

22Dec88—Wide final 3/8

7Dec88-3Hol 6f :221 :453 1:103ft 63 116 65 743 653 533

7Dec88—Wide 3/8

18Nov88-3Hol 6f :222 :463 1:111ft 21 119 22 213 2nd 41

3Nov88-5SA 6f :214 :444 1:163ft *6-5 116 413 313 323 13

22Oct88-3SA 6f :212 :447 1:10 1ft *8-5 116 533 433 223 113

8Sep88-3Dmr 1 :452 1:101 1:371ft 53 1115 32 33 433 523

8Sep88—Lugged out 7/8; lugged in final 1/16

22Aug88-9Dmr 6f :213 :443 1:092ft 35 116 743 523 1st 22

1Aug88-10Dmr 6f :222 :46 1:103ft 21 1115 1st 113 14 15

Jan 2 SA 4 ft :482 H Dec 2 SA 4 ft :471 H

Dk. b. or br. f. 4, by Flying Paster—Nasty Jay, by Maskra

Br.—Brown G C (Cal)

Tr.—Sweeney Brian

LifETIME 12 4 1 2 \$48,875

Corral J R 1 22500 85-11 ManyPasses, Madhuri, NastyPaster 12

Corral J R 6 20000 81-14 NastyPaster, MelynLdy, Jen'sTheQun 12

Pedroza M A 5 25000 70-27 KnightsBet, CoolClearWater, TellKel 9

DmngRE 6 25000 85-17 RunwyBlues, LyricPirte, FunAtThSI 7

Sorenson D 5 32000 85-19 KnightsBt, TblForMshu, UnCutVrson 7

Stevens G L 1 25000 87-18 NastyPster, WetherEyOpn, AShdFstr 12

Stevens G L 7 32000 88-12 NastyPster, I'mFlxibl, TouchOfTudor 9

VlenzueFH 6 50000 80-15 DsgingChris, IndfntFlght, PriOfGold 8

Castanon AL 1 40000 89-17 ShowtimeLdy, NastyPster, DnstryDrw 12

VinzulFH 3 32000 85-11 NastyPster, SpeedOnTp, PrefrdChoc 9

Dynamite Kiss**BLACK C A**

Own.—Munari J

23Dec88-3Hol 6f :221 :461 1:113m 33 116 43 313 60 715

14Dec88-2Hol 6f :221 :453 1:111ft 51 116 41 13 113 124

4Nov88-1SA 6f :214 :451 1:111ft 14 116 43 2nd 11 213

26Sep88-10Fpx 6f :214 :451 1:11 1ft 3 116 543 533 603 10143

8Aug88-9Dmr 1 :461 1:111 1:434ft 23 116 113 1st 86 819

22Jly88-7Hol 7f :213 :443 1:23 1ft 61 116 413 54 70 813

30Jun88-1Hol 6f :22 :444 1:172ft 73 116 313 213 11 13

3Jun88-1Hol 6f :221 :46 1:12 1ft 4 116 873 863 573 433

18May88-5Hol 6f :213 :45 1:173ft 91 116 31 423 543 10183

25Apr88-3SA 6f :212 :441 1:091ft 35 117 663 883 813

25Apr88—Veered in, bumped start; lugged out 3/8

Dk. b. or br. m. 5, by Pass the Glass—Soft Kiss, by Tilt Top

Br.—Landon's Tb Horses (Cal)

Tr.—Jackson Bruce L

LifETIME 14 3 1 1 \$28,750

Black C A 1 16000 68-23 JmTm, NowYoDon't, SonyWshngton 8

DelhoussyE 2 12500 86-16 DynamiteKiss, OurAmy, ATouchOfPp 9

Sorenson D 11 12500 81-18 Jam Time, DynamiteKiss, WildDrive 12

Olivares F 1 12500 78-08 BolderBeuly, NturiNobility Softscp 10

Olivares F 1 32000 62-15 Sir'sMwHop, EgyptnVrdct, PlyngTps 8

DelhoussyE 3 25000 76-16 LadyBrunicardi, PrizeShot, Encroch 8

DelhoussyE 4 16000 91-15 DynamiteKiss, MissDaniel, MostDrmtic 8

DelhoussyE 2 12500 78-16 Nat'sPrincess, CoronMiss, Lurentin 10

DelhoussyE 3 25000 72-18 JklinAndHide, FncyFogrtly, Encroch 12

Baze R A 1 34000 80-16 Suspiciously, OntLuckyRod, Humsong 8

Trust Fund**PINCAY L JR**

Own.—Osborne C L

21Jan89-2SA 6f :212 :444 1:103ft 12 117 533 21 21 213

8Jan89-5SA 6f :212 :444 1:11 1ft 10 116 523 623 1073 943

8Jan89—Took up 1/16

11Nov88-3Hol 6f :22 :451 1:101ft 15 115 21 1st 113 21

19Oct88-1SA 6f :214 :453 1:113ft 16 116 513 623 533 1073

19Oct88—Bobbled start; checked 3/16

24Aug88-3Dmr 6f :214 :45 1:102ft 61 116 21 113 14 13

18Aug88-1Dmr 6f :221 :454 1:111ft 32 116 313 31 23 43

8Jly88-1Hol 6f :22 :452 1:111ft 14 115 32 34 36 473

17Jun88-2Hol 6f :22 :453 1:11 1ft 21 115 1093 1093 1010 10253

17Jun88—Reared start

27May88-1Hol 6f :214 :453 1:112ft 22 115 96 74 423 423

20May88-1Hol 7f :221 :452 1:25 1ft 11 1105 21 433 810 10113

Jan 2 SA 6 ft 1:153 H Dec 2 SA 5 ft 1:01 H Nov 2 SA 5 ft 1:064 H

Dk. b. or br. m. 5, by Better Believe Me—Fund, by Speak John

Br.—Osborne Farm (Wash)

Tr.—Longden Eric J

LifETIME 18 2 2 0 \$18,442

Pincay L Jr 11 20000 84-12 JmTime, TrustFund, Cruisin'TwoSu 12

Pedroza M A 1 16000 78-13 LtlBbyDn, ATouchOfPp, MostDrmtic 12

Douglas R R 3 16000 90-11 Our Amy, Trust Fund, Sweetness 10

Sorenson D 4 20000 72-16 ASideFstr, WorthyWorthy, Swtins 12

Pedroza M A 1 10000 86-11 TrustFund, JolieMdme, CelbrityRoyl 8

Pedroza M A 2 12500 79-18 LdyNuwick, SonyWshngton, HiloSlor 8

Tohill K S 1 10000 78-19 Chntrl, SonyWshngton, ClbrtyRoyl 12

Patton D B 1 12500 81-14 CoronMiss, Brbie'sBst, MostDrmtic 10

Patton D B 1 10000 82-15 Nl'sPrincess, LunNtivo, LtlBbyDin 12

Banderas AL 1 12500 67-16 SunlightMiss, CoronMiss, Cabriolet 12

Because 5 entrants in this race have APV's that are OVER today's purse, we must surgically remove Lady Neuwich, Little Baby Diana, Tell Kel and Dynamite Kiss. Table For Nashua does qualify, but is a horse that MUST go wire to wire to win. It is written all over her history. To win today, she must set a pace she's never even come close to before. She's out. That was easy; now let's look at what we have left:

Trust Fund - Barely qualifies with an APV of 93%. Despite her very low 88 Class Rating, we will use her because she ran a brilliant last race.

Crusin' Two Su - has a much higher Class/APV than Trust Fund and is coming out of the same great race. Because she has more class than Trust Fund, we'll use the Tandem concept and reduce her final beaten lengths to 1.25, the same as Trust Fund.

Nasty Paster - has just run the fastest race of all this group. She has a high Class/APV ratings and is defiantly a contender.

Playing Through - is racing today at a new low class level and its good Class/APV numbers make it a top contender.

Holderme - is also racing at a new low class level. She has, by far, the highest Class/APV ratings in the race, 50% higher in APV. What more do you need to make her a very strong contender.

Mainstream handicapping procedures make fun of our numerical APV and Class figures. They would regard out top three class horses a bit differently. Something like this:

Holderme - "Dropping to a new low level. Coming off three bad efforts. A trouble prone 5 year old seeking a level at which to duplicate a couple of good races in Canada."

Cruisin' Two Su - "A six year old mare who was beaten by Trust Fund last time out in a fair effort."

Playing Through - "A logical favorite in today's contest. Coming off three good efforts, she's being dropped for the win today."

See. I can talk line the experts. Just remember, those last three was THEM talking.

With our five contenders established, let's now select pace lines for each. These are the lines Michael Pizzolla used; and I bow to his expertise. After all, he won the race!

Playing Through - Last race. No, you say? Good track, slow times. Our programs, auto adjusted, compensate for that. But, okay. If you want to go back to Oct. 26, be my guest. You'll see both lines in the Synergism II readout.

Nasty Paster - Last race.

Trust Fund - Last race.

Cruisin' Two Su - Last race, adjusted to a final beaten lengths of 1.25.

Holderme - Here is where the Methodology tells you to go back for a good race. Why? Very high Class/APV numbers relative to the best of the field. When we start back, we find four straight trouble races, the fourth on the turf. We might well worry that this horse is trouble prone and will again find a way to get into trouble today. If you think like that, you lose your win bets. Trouble is a chance we take with ANY wager. Trouble, racing luck, failure to perform as anticipated; these are all factors inherent in every race.

Michael went back to 21 May for his pace line, using a line from Exhibition Park. Those who rely on RAW Match-Up figures will protest that this horse ran closest to early fractions of only 23.1 and 46.2 in Canada and has no chance against the pace today. Take a look at pages 21 to 30 in the Match-Up manual. At 6.5 furlongs at EP, a 100 rated second call is a 45.2. That means that Holderme earned a 93 second call rating. The pace setter in this race is most likely going to run about a 44.4, which translates to a 98 at Santa Anita. That places Holderme 5 adjusted lengths behind the pace setter.

Now, take a look at the final fraction ratings of the horses most likely to run close to a 44.4. Playing (using Oct. 26) an 82. Nasty and 83. Trust runs an 81. Running a few lengths back, we have Cruisin at 87 and of course Holderme with a 91. Result: the two best third fraction horses were able to remain close enough to the pace to be able to run down the pace setters.

If you are uncertain of how we derive these third fraction ratings, read Tom Hambleton's article in Follow Up #13 very carefully. He'll have more in upcoming issues.

Now, let's see how each of our best three programs handled this race. Pizzolla uses Ultra Scan, so we'll look first at his readouts:

Adj							
Name	US	UV	EP	LP	%	E	

HOLDER*	1	2	2	3	52.95		
PLAY	1	4	4	2	52.60		
LADYN	3	1	1	7	54.77		
LITTL	4	3	5	4	53.43		
TRUST	5	5	3	6	53.43		
NASTY	6	6	5	5	52.96		
CRUIS	7	7	7	1	52.72		

As you can see, Michael put in two extra horses to make this test seem more fair. As a result, Cruisin' didn't fare very well EXCEPT on Late Pace. Michael makes it a rule to always include the top Late Pace horse in his exacta combinations. That's how he got the place horse. Reducing the race to the 5 true contenders results in the following readout:



MICHAEL PIZZOLLA

WORKSHEET

&
Inland Empire InstituteMJP'S RACE WORKSHEETPROJECTED PACE: 21³ 44¹ 1:10:3ACTUAL PACE: 21:3 45 1:10

NAME PBS APV CLF MU? WND PPL VAR FORM CYCLE FPL 3 FR

LADY NEWICH	82 ₍₁₎	48	98	✓	2	1	13	+@+@+@+@+@	1R →	79
LITTLE BABY	83 ₍₁₎	78	125	Y	8	1	13	+00+++++	1R →	82
TELLER		81	142	X					→	80
PUPPIN	76	112	150	Y	8	5	17	+@+@+@+@+@	5R →	82
CRUISIN	82 ₍₁₎	130	205	Y	1	1	12	+00+++++	1R →	81
TABLE	79 ₍₁₎	101	150	Y	1	1	12	+00+++++	X →	81
HOLDNAME	(85)	(162)	(255)	Y	10	6	A	000@+@+@+@	7R →	91
NASTY	(85)	102	158	Y	1	1	11	+00+++++	1R →	83
DYNAMITE	61	78	98	Y	LOX			+@+@+@+@+@	→	82
TRUST FUND	84 ₍₁₎	93	88	Y	1	1	12	+0+@+@+@+@	1R →	81

```

Adj
Name  US  UY  EP  LP  %  E
*****
HOLDER* 1  1  1  3  52.95
PLAY     1  2  3  2  52.60

TRUST    3  3  2  5  53.43
NASTY    4  4  4  4  52.96
CRUIS    5  5  3  1  52.72
    
```

Since Ultra Scan measures a horse's velocity, weighted by its relationship to the pace it ran against, we note that Holderme's Early Pace, Late Pace relationship is at variance with pure velocity. It also raises Play's Late Pace. Crusin' is still the at the bottom in every ranking but Late Pace.

For those who wonder if Synergism II could handle Holderme's slow EP times, fear not. Here is the Synergism II readout. First, using Play's last race, then using the race of Oct. 26.

```

Name.   F W   E P   S P
*****
HOLD    55.84 56.91 55.30
CRUIS   55.41 56.74 54.75
PLAY    55.62 58.15 54.36
NASTY   55.51 57.71 54.40
TRUST   55.53 58.00 54.26
    
```

```

NAME     F-1   F-2   F-3
*****
Dream    59.42 57.73 53.70X

TRUST    59.42 56.85 50.44
NASTY    58.84 56.66 51.09
CRUIS    58.60 55.03 52.76
PLAY     58.60 57.73 50.57
HOLD     56.80 57.02 53.70X
    
```

```

NAME     W E S T L D MED E
*****
HOLD     1 4 1 1 1 1 67.94
CRUIS    4 5 2 4 2 2 68.29
NASTY    3 3 3 3 3 3 69.33
PLAY     2 1 3 1 4 3 69.70
TRUST    3 2 4 2 5 4 69.74
    
```

```

NAME     2nd Call B/L
*****
PLAY           0.00
TRUST          0.20
NASTY          1.17
HOLD           3.31
CRUIS          3.77
    
```

Name	F W	E P	S P

HOLD	55.84	56.91	55.30
CRUIS	55.41	56.74	54.75
PLAY	55.62	58.15	54.36
NASTY	55.51	57.71	54.40
TRUST	55.53	58.08	54.26
PLA-W	55.77	58.35	54.48

NAME	W	E	S	T	L	D	MED	E

HOLD	1	5	1	2	1	1	67.94	
CRUIS	5	6	2	5	2	2	68.29	
PLA-W	2	1	3	1	5	3	69.75	
NASTY	4	4	4	4	3	4	69.33	
PLAY	3	2	4	2	4	4	69.70	
TRUST	4	3	5	3	6	5	69.74	

NAME	F-1	F-2	F-3

Dream	59.42	58.19	53.70 x
TRUST	59.42	56.85	50.44
NASTY	58.84	56.66	51.09
CRUIS	58.60	55.03	52.76
PLAY	58.60	57.73	50.57
PLA-W	58.52	58.19	50.61
HOLD	56.80	57.02	53.70 x

NAME	2nd Call B/L

PLA-W	0.00
PLAY	0.53
TRUST	0.74
NASTY	1.70
HOLD	3.85
CRUIS	4.31

ENERGY! paints a vividly clear picture of what will evolve from start to finish. We offer these readouts and charts not to tout the ENERGY! program itself, but to demonstrate how using your present tools will give you the same, precise evaluation. First though, let's take a look at Marion Jones' Class/APV numbers, using an enhanced class formula under development by Bob Cochran. (In Marion's readouts, Crusin' is called Two S, from Crusin' To Su) As you can see, his initial analysis included 8 horses.

Something new on this program is that Bob likes to establish a horse's running style very early in the handicapping process, and enters it for display along with his Class rankings. Bob's new formula alters the Class/APV numbers slightly, and Crusin' suffered slightly. This program is still very experimental, however.

When we narrow the race down to the five logical contenders, we see that Crusin' is the only Sustained horse among them, making him a much more reliable place horse. We have already seen that Trust's 81 third fraction rating indicates it will NOT hold on with this company. So our Early horse will not designate the final variegation of this race. The two pressers have adequate third fraction ratings, but the Sustained/Presser and Sustained horses are have superior ratings. This means that this race sets up as either Sustained or Sustained/Presser. Certainly not Early. Here is how Marion Jones and ENERGY! saw the race:

Energizer PLAY
Variegate Sustained

Paragon A is PLAY
Paragon B is TWOSU

Rank	E	P	H	S	Lx	Muv
TRUST	1	4	4	4	4	0.00
						0.45
NASTY	3	2	4	3	3	0.78
PLAY	2	1	3	4	4	0.80
TWOSU	4	2	1	1	2	2.64
HOLDR	4	4	2	2	1	6.40

Med

TRUST 69.10

NASTY 68.88

PLAY 69.48

TWOSU 68.54

HOLDR 68.12

Match > 1st 2nd 3rd
Pace 35.78 34.32 31.28

TRUST 35.78 33.32 29.97

NASTY 35.25 33.62 30.51
PLAY 35.15 34.32 30.00
TWOSU 34.46 34.07 31.25
HOLDR 33.40 33.45 31.28

Muv > Emuv Smuv

TRUST 0.040 0.491

NASTY 0.148 0.414
PLAY 0.106 0.545
TWOSU 0.351 0.361
HOLDR 0.634 0.634

Sustained Variegate

TRUST *****
ME *****
NASTY *****
PLAY *****
TWOSU *****
HOLDR *****
Paragon B Variegate

TRUST *****
ME *****
NASTY *****
PLAY *****
TWOSU *****
HOLDR *****

9221—FIFTH RACE, 6 furlongs, 4 year olds & up, Fillies & mares, Claiming prices \$20,000-\$18,000, Purse \$18,000.

9165 Holderna, P Valenzuela	118	9	1	3 rd	2 1/4	-	1 1/4	12 1/4	6.20
X 9191 Cruisin' Two Su, Stevens	118	7	11	11	10 1/4	-	7 1/2	2 3/4	8.60
9008 Playing Through, Delahoussaye	118	4	10	7 1/4	7 1/2	-	5 1/4	3 rd	2.00
9104 Lady Newwick, Olguin	111	1	4	1 1/4	1 1/4	-	2 1/4	4 th	17.80
X 9191 Trust Fund, Pincay	117	11	8	5 th	4 1/4	-	3 rd	5 th	7.60
9138 Nasty Panther, Corral	112	5	7	8 1/2	8 th	-	4 1/4	6 1/4	4.60
9131 Tota Mia, F. Valenzuela	110	10	9	10 1/4	9 th	-	8 1/4	7 1/2	73.60
(9104) Little Baby Diano, Dominguez	118	2	8	9 1/2	11	-	10 3/4	8 3/4	12.10
Neartic Bello, Sibille	118	12	5	8 1/4	3 1/4	-	9 1/4	9 th	50.00
9191 Table For Nasty, Olivares	117	8	2	2 nd	8 1/4	-	6 1/4	10 7/8	15.20
8291 Dynamite Kiss, Black	114	8	3	4 1/4	8 1/4	-	11	11	38.80
9081 Tell Kel, Douglas	116	3	12	pulled up	-	-	-	dnf	52.60

Scratched—None

Claimed—Playing Through by R Fritts & N Tavaglione (trained by Howard Fourzon), for \$20,000.

8—HOLDERME 12.40 7.60 5.20
7—CRUISIN' TWO SU 8.00 4.20
4—PLAYING THROUGH 2.80

Time—21 3/5, 45, 57 1/5, 1.10. Clear & fast. Winner—ch.m.84 Capt Don—Warm Blend.
Trained by Marion Smith. Mutual pool—\$271,327. \$5 Exacta pool—\$335,480.

\$5 EXACTA (8-7) PAID \$301.00

Because Marion adjusted this race through the use of the Energy Generator part of the program, he came up with slightly different readouts. When I used the automatic adjustments of the ENERGY! program, the program makes Holderme slightly stronger, but the end result is very much the same:

PARAGON A	PARAGON B	ENERGIZER	VARIEGATE			
nasty	hold	nasty	Sustained			
RANKINGS						
=====						
E P	P R	H E	S P	F X	L X	
===	===	===	===	===	===	
trust	1	2	4	4	3	5
nasty	2	1	2	3	2	4
cruis	3	3	3	1	1	2
play	4	5	4	5	5	3
hold	5	4	1	2	4	1
Paragon A			Paragon B			
nasty	_____			hold	_____	
trust	_____			cruis	_____	
cruis	_____			nasty	_____	

The newest versions of the program incorporate an additional pair of features that practically walk to the window for you.

ACCELERATION/DECELERATION

CHART A
Early Exdc

```

#####
#####  #####
#####  #####  #####
#####  #####  #####
#####  #####  #####
#####  #####  #####
trust  nasty  play

```

CHART B
Late Exdc

```

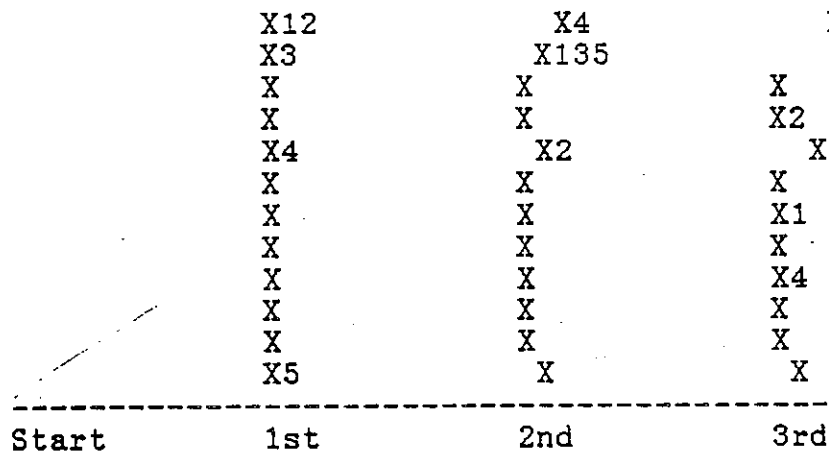
#####
#####  #####
#####  #####  #####
#####  #####  #####
#####  #####  #####
#####  #####  #####
hold   cruis  nasty

```

If the race shapes up as Early, the first chart prevails. Other than Early dictates use of Chart B. This graph takes into consideration Velocity, Energy and Deceleration. It is interesting to note that Nasty shows up on both graphs. More about that later when we discuss "Horses to Watch." Now for my personal favorite:

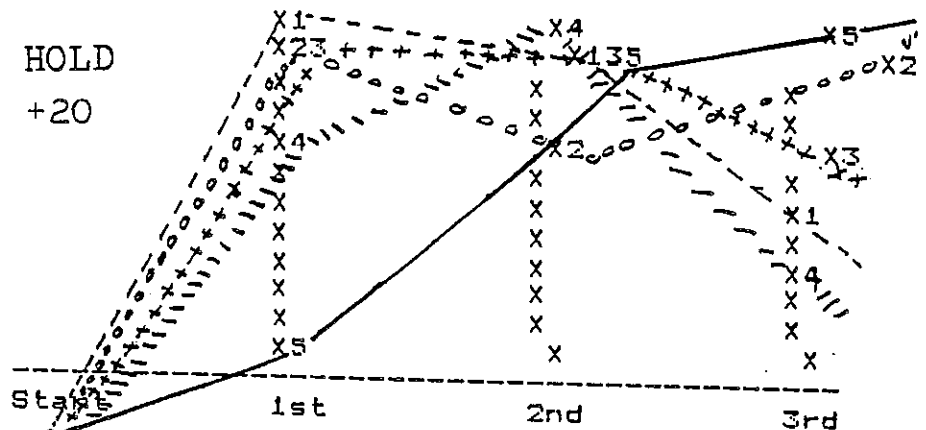
PACE-ENERGY GRAPH

Name	X	1st	2nd	3rd
TRUST	1	36.00	33.53	30.16
CRUIS	2	35.82	33.06	30.76
NASTY	3	35.67	33.67	30.61
PLAY	4	35.16	33.86	29.82
HOLD	5	33.61	33.67	31.48

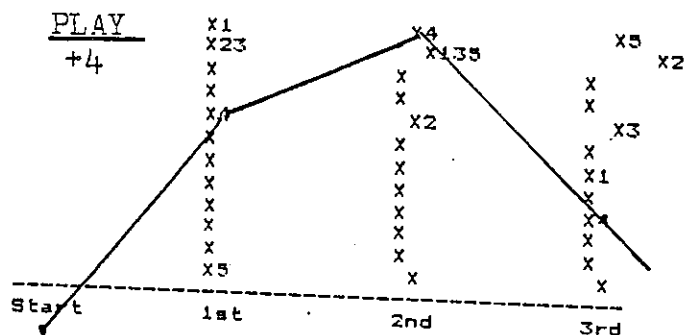
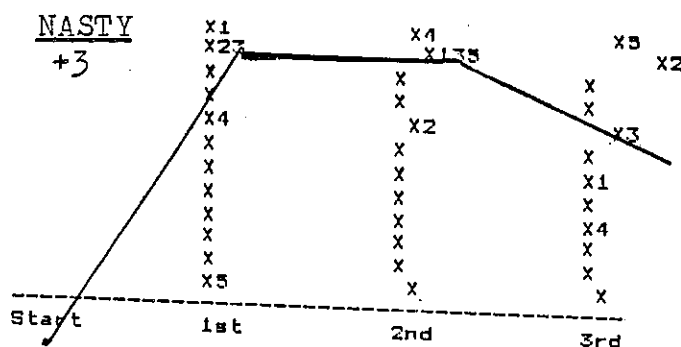
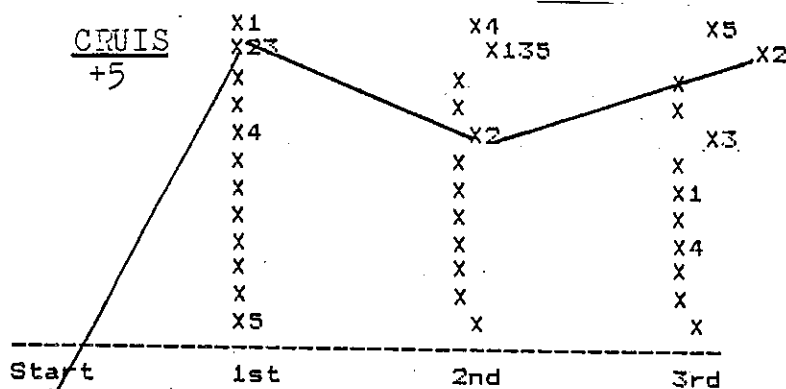
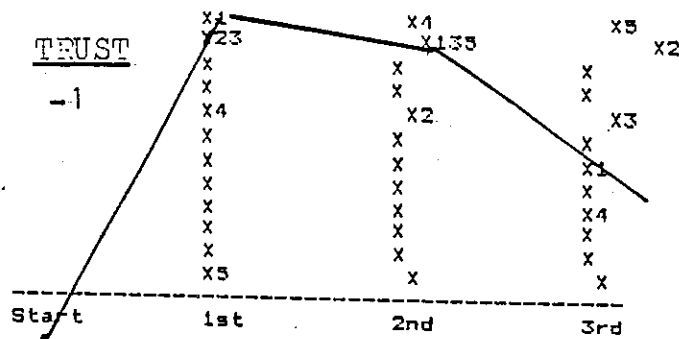


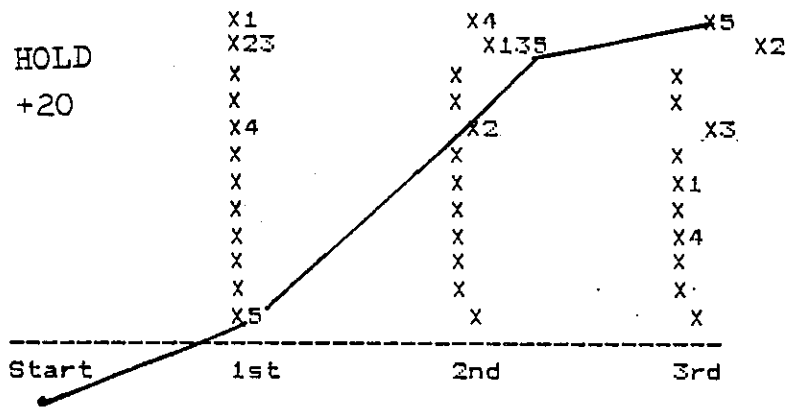
On this graph, you merely do as you would on those cereal box games. Connect the dots (numbers) with lines. I've used symbols like --- and oooo, but when you do it, you'll have the visual advantage of using different colors. Here's what the graph looks like filled out:

CODE:
 TRUST(1) -----
 CRUIS(2) oooooo
 NASTY(3) ++++++
 PLAY (4) /////
 HOLD (5) _____



Presenting this chart in a black and white format necessitates the coded lines. Colors make it much clearer. For those who find five different lines on one graph difficult to decipher, let's look at each contender's running pattern individually:





This graph is a computerized version of the Deceleration Axis Graph that should be familiar to you all. The statistical values of Energy per fraction are built in. Those values are: 1 unit per length in the first fraction; 3 units in the second fraction and 2 ;units in the third fraction.

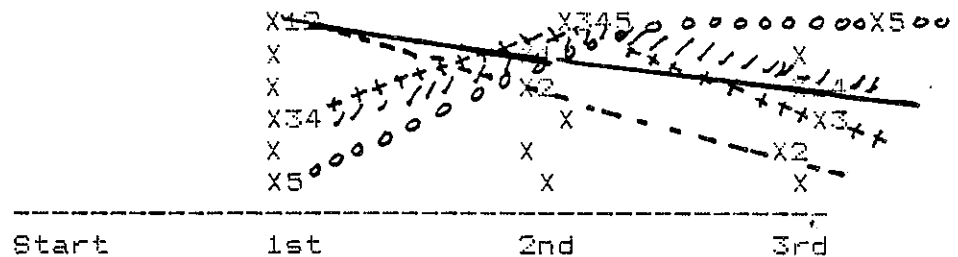
By this standard, Holderme had a 12 unit deficiency in the first fraction, followed by a 10 unit gain in the second, for a value of 30. Her one unit of additional gain in the 3rd fraction is valued at 2. Hence her total effort is: -12, +30, +2. A net Energy score of +20. The scores for the other horses are noted. Unlike the Deceleration Axis chart, these fractions are adjusted by a formula that is our most finite and accurate of any to date. Now let's view this matchup from the actual results chart:

CODE:

TRUST(2) -----
 CRUIS(5) oooooo
 NASTY(3) ++++++
 PLAY (4) /////
 HOLD (1) _____

From the RESULTS Chart

		Pace Exdc Graph			Lo=Best
		1st	2nd	3rd	Exdc
Name					
HOLD	1	0.00	0.96	1.54	0.25
TRUST	2	0.10	1.31	2.58	0.40
NASTY	3	1.85	0.00	2.14	0.40
PLAY	4	1.86	0.31	1.70	0.39
CRUIS	5	2.85	0.44	0.00	0.33



EXDC, incidentally, stands for Energy eXpenditure DeCeleration. For years we have been saying that the ultimate handicapping procedures will include deceleration as a major component. Beginning with the Deceleration Axis Graph, presented in Follow Up #11, we brought the future into the present. This graph expands on the concept and computerizes it as well.

As for the Past Performance chart graph, Holderme has the least amount of deceleration of all the horses in this group. Cruisin' had the second best pattern, with Play, Nasty and Trust all tied for 4th. The other numbers used in these graphs will be explained in future articles, as many of them are still experimental and in a state of constant flux.

HORSES TO WATCH

An earlier reference was made in regard to Nasty Paster as a horse to watch. You will note that on the Synergism II readout, this horse earned a 3-3-3-3-3-3 line score. On both Marion Jones' and my ENERGY! readouts, it was the third ranked contender in both Sustained and Paragon B. Along with Cruisin', she is the only other contender to appear on both the Early and Late EXDC bar graphs. Though Nasty finished 6th in this race, her Turn Time Energy was excellent. She did not respond Early or Late as we expected; however nine days later, running in Tandem with Holderme and Playing Through, she won at odds of over 10 to 1.

This victory demonstrates the power of the Tandem concept, but more important, it demonstrates that the promise Nasty Paster showed before the January 26th race was ONE RACE away from being fulfilled. It behooves us to follow horses that fail to live up to their rankings in a given race. The frequently overcome whatever problem they encountered in the NEXT race. As I admitted, I did not have the Holderme race because I left out the winner. I did have a nice wager on Nasty Paster when it won. My other wager in that race was on Holderme, who showed. All quite in keeping with the Tandem concept.

9283—FOURTH RACE. 8 furlongs. 4 year olds & up. Fillies & mares. Claiming prices \$25,000-\$22,500. Purse \$21,000.

Index	Horse and Jockey	Wt.	PP	ST	1/4	1/2	3/4	Str.	Fin.	To \$1
X9221	Nasty Paster, Solis	114	8	4	81	8 1/2	-	5 1/2	1 1/4	10.80
9238	Distant Hour, Sibille	115	1	10	91	8 2 1/4	-	4hd	2 1 1/4	34.10
X(9221)	Holderme, PVlenziola	118	8	2	51	5 2	-	21	3 1/4	2.80
9238	Jam Time, Stovens	118	10	1	1 1/4	1 1 1/4	-	13	4hd	3.70
7115	Flying Hill, Pincay	117	4	7	8hd	7 1 1/4	-	81	5 2 1/4	5.80
9138	Oak Portal, Baze	118	2	9	3 1 1/4	21	-	3hd	8hd	11.60
8051	A Shade Faster, FVlnzla	113	9	3	4hd	4 1/4	-	7 2 1/4	7 1/2	3.90
9138	Defend Your Man, Shoemaker	118	7	8	10	10	-	10	8 1 1/4	20.70
X9221	Playing Through, McCarron	118	3	6	2hd	3hd	-	8 3 1/4	9 1 1/4	8.40
4012	Quonn Caveat, Garcia	110	5	5	7 1/4	9 1/4	-	91	10	58.40


Scratched -Codex's Bride, Northern Cache, Meanwhile, Gabriela R.

Claimed -Flying Hill by Class Act Stable (trainer Thad Ackell), for \$25,000; Holderme by The Flower Stable (trainer Charles Pinnell), for \$25,000.

8—NASTY PASTER23.80 11.80 6.80
1—DISTANT HOUR24.00 9.40
8—HOLDERME4.00

Time -22 2/5, 46 3/5, 59 4/5, 1.13 1/5. Raining & sloppy. Winner—dbb.1.85 Flying Paster -Nasty Jay. Trained by Brian Sweeney. Mutuel pool - \$666,073.

Excerpted From...



The only negative thing that can be said about the Sartin Methodology is that it doesn't properly address the issue of money management. It's a selection-oriented method. It disregards the issue of the betting line. The Doc himself often kids me by saying, "I can make a living on the winners that you don't bet on. You handicap the winner and yet you don't bet on him. Any winner is an overlay." The reason for these comments is because he notices that many times I refuse to bet on my top selection if it fails to meet my odds requirements. I either pass the race or bet on another choice that meets the overlay requirements. He's horrified by this apostasy. Imagine having the winner and betting on another horse? I try to explain the overlay-underlay long-run situation. It's to no avail.

He's very fortunate that his selection method is so powerful that he hasn't found the need to apply optimum money management principles. He'll be forced to face this issue in the very near future. His followers don't exist in a vacuum. They read Quinn. They read Cramer. They read Mitchell. They read Ziemba and Hausch. They will ask the questions.

If the Sartin Methodology were to include a betting line, it would be the most powerful and elegant method yet discovered. Unfortunately, it's not going to happen in the near future. It's a pity, because many would-be users try to use the method on races that don't deserve a line. The net result is that they don't achieve anywhere near the 63 percent goal (betting on two horses). Worse than that, there are users who do achieve near 63 percent and still lose money by betting on too many underlays.

Thoughts on Morning Line Handicapping

by Dick Schmidt

Because I know several people in the handicapping "industry," I am occasionally called on to be a spokesman for the Sartin Methodology to one group or another. Usually, I give them our general philosophy, tell them about Howard's truck drivers and what a splendid fellow he is, then wind up with a demonstrate of how pace analysis is superior to final time. Piece of cake.

My most recent experience was with Mark Cramer's handicapping class at Los Angeles City Collage. (Yes, a local college really offers a class in handicapping. I took it one time for fun, knowing nothing about racing, and the rest is history) Mark is now a good friend of mine who, besides editing Gambling Times, made his mark in horse racing by teaching me to read a Racing Form. His classes are quite informal and I always enjoy talking to them. This time, however, I walked into a lion's den, expecting pussycats.

What I didn't know was that not only was Mark teaching his class to handicap and bet using a morning line, his previous guest speakers had included Jim Quinn, Barry Meadow and Dick Mitchell, who all advocate using a morning line to base betting decisions on. The class was convinced that this was the only way to play and further, that anyone who didn't use a morning line was betting on underlays and couldn't be a winner. They were all over me like ugly on an ape.

Now, those of you who have had the distinct pleasure of meeting me in person know that I am a warm and perfectly wonderful human being who would never, ever raise his voice or display the least bit of temperament. BUT, when the situation demands, I can give as good as I get. When I got through with those turkeys, they were all begging for mercy. First I showed them what a decent win proficiency can do, then I let them have it about letting the mob make their betting decisions for them. Finally, I demonstrated my own "morning line," based on Huey Mahl's PIP procedure.

I don't know if they were all convinced, but 9 or 10 asked me for Doc's address after the session. Mark was pleased by the whole performance (he loves a good controversy to shake things up) and glad he had presented his class with a viable alternative. We went to dinner after that and had a long discussion about betting philosophy. I'd like to share the gist of that discussion with you.

Many of you are familiar with the concept of morning line decision making. The basic idea is that you do what the guy at

your track does every morning; you assign each horse a probability of winning the race, expressed as odds. Since you're doing it after the scratches are announced and making a 100% line, as opposed to a 120% or 130% track line, yours should be a more accurate reflection of the actual winning chances of each horse. For those of you who want more detail on the subject, Mark Cramer's book The Odds on Your Side is the most reasonable discussion of this process.

What you do with this wonderful new morning line is take it to the track and bet all those horses that are "overlays." If you think a horse is a fair price at 2 to 1, and it is actually paying 5 to 1, you bet it. You may bet two or three horses in any given race, each time betting only those horses that are paying more than the value you have assigned to them. This is not necessarily a bad or illogical way to bet. In fact, Doc developed a very similar concept using the Line Scores in his original Phase III Manual. A horse with a Line Score of 1 - 1 - 1 is assigned a probability of winning of 50.1%. It is a short step to saying that if such horses win 1/2 the time, they must pay more than even money to be a reasonable bet.

In the hands of an expert, this can be a winning approach to betting. It is not, however infallible or without its faults. The biggest problem, of course, is that it is only as good as the person making the morning line. Naturally, that's also true of the Sartin Methodology or any handicapping procedure. However, I think the morning line approach has a couple of subtle, hidden flaws that are not readily apparent to the casual observer, or even the not so casual user.

First off, there is the underlying presumption that every horse in the race has at least a small chance of winning. Since this presumption is agreed to in advance, I think there is a tendency to actually see every horse as a potential winner. The result is to assign lower odds to the "middle" horses, shortchanging the favorites and the true, no-hope longshots. I've seen this process in use, and time after time there will be four or five horses all at middle odds. Since the line must add up to 100%, the favorite is slightly discounted, and several horses wind up at 80 or 100 to 1. The result is that most people using a morning line rarely bet first or second favorites, and tend to invest in horses that really have little going for them. (Remember, at most tracks, the first two favorites win about 50% of all the races)

There are ways around this built in bias. You can, as Mark Cramer has done, teach yourself not to allow this to happen, and to build a morning line that really works. The other way is to computerize the process. However, if you're good enough to make this work, you're good enough to make a lot more money with a more rational handicapping and betting

approach. If you let the computer do it, you are locked into the personal biases of the programmer and lack the flexibility so necessary at the races. Decision making computer programs are notorious for blowing hot and cold.

A second, and I think more serious problem with morning line betting is that you are allowing someone else to decide your bets. In a way, I think this accounts for much of this approach's popularity. It allows the user to avoid that last, ego-on-the-line, make-or-break crunch time decision that so many people hate to make. By giving every horse in the race a shot and then letting the crowd make your betting decisions for you, the blame does not sit so heavily when you lose.

When Doc went to the races before the 1987 Breeders Cup with several of the practitioners of this method, he was amazed at some of the faulty decisions they were content to live with. He found one horse that he felt had a very good chance of winning the race going off at 11 to 1. The morning line crew was holding out for 14 to 1. Less than that wasn't getting "value" for the horse. (Morning line users talk a lot about value and overlays as is they were absolutes. Never forget, they are only guessing, just like the rest of us.) Even more amazing, when the horse won and paid Doc \$24, they weren't fazed. He had gotten away with beating the odds once. It was still a "bad" bet, and "in the Long Run" it would wind up costing him money.

Doc couldn't understand how \$24 winners can cost you money, so he took Mark Cramer aside and asked him what he thought. Mark asked Doc if he would have taken 3 to 1 on the horse. Sure. Then that's your line on the horse, Mark replied. All this really is about is setting the minimum odds you'll take on a horse. You would take 3 to 1 on that horse that's paying 11 to 1. That's a bet. You wouldn't take 1000 to 1 on another, so it is never a bet. Looked at from this perspective, you can at least grasp the rationale behind the process, and see that all its practitioners aren't nuts.

When Mark's class challenged me on the overlay/underlay idea, asking how I could possibly bet on horses that weren't "good values," I did some fast math on the board and showed them that I truly never bet on underlays. I just figure things a little differently. First off, unlike anyone in that class, or anyone who had addressed them previously, I have a 70% win percentage. (I always take my betting records with me to these classes. NOTHING shuts up a wise guy faster) That really makes things look a little different.

As Huey Mahl suggests, I treat my betting selections as an entry. It's amazing how many people never think of that. I've had guys tell me that I'm nuts to bet two horses in a race. I always ask them if they bet on entries. When they say they do

(and who doesn't?) then I point out that I'm just creating my own entry, instead of letting the trainer do it for me. Anyway, again following Huey, I insist my betting entry pay 3 to 2. I use the Money Management program Bob Purdy developed to make sure that no matter which horse wins, I get the same return and it is at least 3 to 2.

This means, since I am betting on two horses, I insist on at least an average return of \$6 for each \$4 bet. With me so far? OK. If I bet 100 races and win 70, that means that I will bet \$400 ($100 \times \4) and win at least \$420 ($70 \times \6). This works out to a 5% R.O.I. Now personally, I'd spit on a 5% return, but these people had just heard the "experts," so they all thought 5% was great. Then I told them that my real average mutuel was \$10.22. There was a great bustle of calculator button pushing, followed by an even greater silence.

I then went on to tell them that I thought it foolish to attempt to assign absolute values to a given horse over only one event. (See, I can talk like that when I try) I much prefer to compute my expectation over a greater number of occurrences, thus increasing my confidence in the outcome. I also added that it was very unusual to find a race that couldn't be dutched to produce the minimum return. I only pass about one a week. Admittedly, in those races I pass, I am allowing the crowd to make a betting decision for me. Or rather a non-betting decision. If you want to live in the real world, a few compromises are always necessary. Though I may let the crowd keep me from betting, I never allow the crowd to tell me what TO bet.

I don't know if I won many converts that night. I don't really care. We have too many clients in Southern California already, so I wasn't really trying to get anyone interested in the Methodology. I was just doing a favor for a friend. But I had never really considered the whole overlay/underlay thing until forced to do so by a room full of doubters, and now I'm glad to have it worked out.

It also demonstrated quite clearly to me that even if my way of betting isn't quite as elegant as theirs, it is far more profitable. I am not close to being the best handicapper in PIRCO, but I still manage a return on investment that the "experts" say is restricted to fantasy. Plug your own win percentage and average mutuel into the equation and see if you don't live in fantasyland too.

Quick Method Speed/Pace CHARTS

The Charts on the following pages are Non-Parallel Speed/Pace Charts designed to provide you with several vital numerical ratings. The 3rd fraction ratings and times are adjusted by distance. In evaluating the Mile 40, Mile 70 closing fractions the seemingly inaccurate time differentials are based on actual deceleration from these distance and not decelerations relative to a Mile or a mile and one sixteenth races.

A Parallel Speed/Pace chart is that equalizes all times to a 55 f/p/s figure. Through the years most experts have abandoned the parallel concept in favor of the Non-Parallel. Ironically, our first research director, Darell Martin found the Parallel Chart more pertinent. The charts in the Match Up Manual ARE Parallel. Your feedback on the viability of this chart as opposed to the ones in the Match-Up Manual will help settle the Parallel-Non-Parallel argument for all time.

THIS IS NOT A HANDICAPPING PROCEDURE. It is designed to isolate TRUE CONTENDERS. Thus use the nearest fifth of a second as equal to a quarter or half a length. Use the next higher fifth of a second to represent three quarters or a full length.

The Quick Method Pace Chart for SECOND CALL and TURN TIME is parallel and extremely accurate.

To use the charts in concert with each other, add 2nd Call and 3rd Fraction Ratings and divide by two for a Quick Method analysis of SUSTAINED PACE. You can then average your SUSTAINED PACE Rating with your 2nd Call Rating to get a Quick Figure Factor W.

Another Vital Factor, HIDDEN ENERGY can be Quick Rated by adding the TURN TIME RATING to the 3rd Fraction Rating and dividing by two.

Quick Method Pace
Chart

3rd Fraction Ratings

Rating	At 6 F	At 6.5 F	At 7 F	At 8 F	At 8.5 F	At Mile 40	At Mile 70	At 9 F	Rating
105									105
104									104
103		28				26			103
102		1			29	1			102
101		2			1	2		36	101
100	22	3	35	23	2	3	27	1	100
99	1	4	1	1	3	4	1	2	99
98	2	29	2	2	4	27	2	3	98
97	3	1	3	3	30	1	3	4	97
96	4	2	4	4	1	2	4	37	96
95	23	3	36	24	2	3	28	1	95
94	1	4	1	1	3	4	1	2	94
93	2	30	2	2	4	28	2	3	93
92	3	1	3	3	31	1	3	4	92
91	4	2	4	4	1	2	4	38	91
90	24	3	37	25	2	3	29	1	90
89	1	4	1	1	3	4	1	2	89
88	2	31	2	2	4	29	2	3	88
87	3	1	3	3	32	1	3	4	87
86	4	2	4	4	1	2	4	39	86
85	25	3	38	26	2	3	30	1	85
84	1	4	1	1	3	4	1	2	84
83	2	32	2	2	4	30	2	3	83
82	3	1	3	3	32	1	3	4	82
81	4	2	4	4	1	2	4	40	81
80	26	3	39	27	2	3	31	1	80
79	1	4	1	1	3	4	1	2	79
78	2	33	2	2	4	31	2	3	78
77	3	1	3	3	33	1	3	4	77
76	4	2	4	4	1	2	4	41	76
75	27	3	40	28	2	3	32	1	75
74	1	4	1	1	3	4	1	2	74
73	2	34	2	2	4	32	2	3	73
72	3	1	3	3	34	1	3	4	72
71	4	2	4	4	1	2	4	42	71



Quick Method Puce
Chart

<u>RATING</u>	1/2 Mi. Second Call Sprint	Turn Time Rating Sprint & Route	3/4 Mi. Second Call ROUTE	<u>RATING</u>
105	43	22		105
104	1	1		104
103	2	2		103
102	3	3		102
101	4	4		101
100	44	23		100
99	1	1	1:09	99
98	2	2	1	98
97	3	3	2	97
96	4	4	3	96
			4	
95	45			95
94	1	24	1:10	94
93	2	1	1	93
92	3	2	2	92
91	4	3	3	91
		4	4	
90	46	25		90
89	1	1	1:11	89
88	2	2	1	88
87	3	3	2	87
86	4	4	3	86
			4	
85	47			85
84	1	26	1:12	84
83	2	1	1	83
82	3	2	2	82
81	4	3	3	81
		4	4	
80	48	27		80
79	1	1	1:13	79
78	2	2	1	78
77	3	3	2	77
76	4	4	3	76
			4	
75	49			75
74	1		1:14	74
73	2		1	73
72	3		2	72
71	4		3	71
			4	

The Psychology of Winning

by Howard G. Sartin, Ph.D.

This the 14th installment of this column. Up till now I have focused primarily on the subtle but insidious parental-social conditioning factors that cause so many aspiring handicappers to fail. Most of you have accepted my premise; even supported it by relating "script" messages from your own childhood. Only when I have presented exercises designed to help overcome negative conditioning, have I encountered your resistance. Why?

Quite simply because a majority of people need an excuse to fail. They like these columns because their content seemed to shift the blame for failure onto the shoulders of parents, preachers, society - "Them." Many clients relate "stroke starvation" childhoods in which their parents discounted them, made them feel like dirt, like nothings.

When these memories are loosened from the subconscious into conscious thought they are accompanied by a wave of self-pity, a "well, no wonder I fail," response. So when they diligently handicap the races at home and pick a bevy of winners and then go to the track and bet contrary to their rationality, they merely say, "I just can't help myself. I am the VICTIM of my conditioning."

This is called Determinism. Determinism is the opposite of determination. Determinism is the psychology of Sigmund Freud. He said that we have NO WILL of our own. That what passed for WILL was a manifestation of the ID, or child stage of our ego development where we want what we want and want it NOW.

Freud concluded that parental conditioning and biological predispositions so sublimated the WILL (self-determination) as to make it impotent. This suited his patients perfectly. They came to him at a time when structured Judeo-Christian morality was in full flower. Freud provided an explanation for their psychological morbidities and an excuse for their "moral" failures and hysteria symptoms.

Cure, in Freud's eye was an obscure potential on a distant plain. His psychoanalysis was protracted over many years and designed to offer his patients insights into their unconscious love/hate feelings for their parents which was at the center of all their problems.

Today, most people willing to acknowledge their own psychological problems still lean on Freud's Determinism as an excuse for their failure to achieve autonomy. They are not lacking in insight. Today's neurotic is the most insightful of any in history.

Adler was the first of Freud's trinity to break with the concept of Determinism. He saw our internal war with our parents as a battleground of Superiority/Inferiority. All achievement in Adler's view was the result of "over-compensation" for our childhood feelings of inferiority imposed by parents. In rebelling against Freud's doctrines Adler became the first Psychoanalyst to recognize the WILL.

In our own time Abraham Maslow and my old professor Gordon Allport furthered a psychological school that fostered self-determination.

This school says we need NOT be the victims of Determinism. That through insight we can indeed control our own behavioral responses by the manifestation of WILL. The term Will is not synonymous with Freud's Idinous "I want." It refers more to the self realization of the SELF as a responsible entity in tune with the spiritual and the physical persona and interpersonal relationships with humanity.

If Maslow and Allport had worked with handicappers, they would confront any of you who would tell them that while you could win on paper, when you got to the track something came over you that forced you to wager erroneously. If you told either of THEM that you just couldn't help yourself; it was BEYOND YOUR CONTROL, they would gently remind you that you were a con artist; that your conditioning provided "Strokes" or units of ego recognitions from failure. Since you never got praise or recognitions for positive behavior, you opted for spankings, verbal punishment and punitive recognition. You seek a replay of that kind of recognition at the track and assure yourself of it by losing.

If you truly wished to do it, you could abandon your negative stroke dependency with exercises PRESCRIBED to guide you, one step at a time, toward positivity and autonomy. Unfortunately most people would rather stay with a "stroke" source they have always depended upon, no matter how disastrous its consequences.

For those willing to crawl out of the abyss of Determinism and stand on your own feet, head held high, we will offer some exercises the development of the WILL in the next Follow Up.

Here is a post script to the subject of Determinism vs. Will. It comes in the form of a letter from a client who once belonged to a group of players we referred to as the "losers Circle." They hung out at Santa Anita in a solid little band, commiserating their losses and protesting that they had never met anyone outside of Pirco Charter Members who ever won with the Methodology.

I urged this group to disband; stop contaminating each other, put away their Diogenese lamps or find another Method.

Some chose the latter. This client pulled himself up by his own bootstraps. he writes:

"Dear Doc Sartin, Thanks to new Synergism IA (Synergism II for the Sharp 1261) AND Tom Hambleton's research results on the Third Fraction everything is really improving for me. Tom Hambleton's Final Fraction Ratings are really a SUPER breakthrough! I'm the guy who supposedly said the Methodology doesn't work. Except I didn't really say it. I only said I never saw anybody but you Pirco guys win with it.

I guess that's because of the company I was keeping - the one's you called the Loser's Circle. The situation has really improved a lot lately, thanks to Tom Hambleton. Thanks, Doc, for turning my life around."

He goes on to cite instances when Median Energy over 70% and 3rd fractions under 50 f/p/s won races. Jay Elliott did an extensive study on this. In each case the races were won by lower class horses; usually fillies, OR when the Total Energy was below "LOW" on the new track profile sheet. The other instances were on OFF tracks slowed by rain and mud. We'll be detailing the results of Elliott's study in future Follow Ups.

I cannot help but be amused by references to the 3rd fraction ratings as "NEW DISCOVERIES." They were presented in the original Blue Handheld calculator supplement and in the Yellow Manual itself. The chart Tom and I used to base the FFER numbers on has been in the Match-Up Manual for over a year.

I am still waiting patiently for some "revolutionary NEW development" that was not at least touched on in the Yellow Manual so many of you malign but failed to absorb. Energy, our upcoming graphs and Deceleration were ALL discussed in the original package that included the BLUE supplement, the YELLOW manual and the PINK technical paper.

SURVIVING THE GREAT DEPRESSION OF 1990

**Protect Your Assets and
Investments—and Come Out on Top**

**Dr.
Ravi Batra**
Author of The Great Depression of 1990

Book Review

and Social Commentary
by Doc Sartin

Dr. Ravi Batra is back. We reviewed his first book, The Great Depression of 1990, in Follow Up # 5. Ironically, that issue was received by most of you on October 19, 1987, the day of the stock market crash. Let's hope the incident is not repeated with this review.

This time, the Korla Pundit of economics gives us some solid advice in how to prepare for and weather the

impending socio-economic catastrophe he says is inevitable. In this opus he sets up his survival recommendations with an excellent review of the premise on which the first book was based. The prediction is not pretty, nor is it any longer exclusively Batra's. Many of the more respected independent financial prognosticators have moved firmly into his camp. The institutional apologists and main line, big name economists still cling to the "it can't happen here" philosophy; something Batra refers to quite often in his book. If we listen only to these proprietary voices, we'll be surprised by an economic collapse. Listen to Batra and we'll be surprised if a deep recession or depression does NOT come.

Batra is no "Johnnie-come-lately" to the arena of economic predictions. In technical papers and published lectures to his classes at Southern Methodist University, he made these predictions between 1980 and 1983:

1. There will be seven years of prosperity from 1983 through 1989.
2. Inflation will gradually decline and then stabilize in the 1980s.
3. Interest rates will decline and then stabilize in the 1980s.
4. Bond prices will first rise and then stabilize in the 1980s.
5. Concentration of wealth will rise every year until 1989.
6. Merger mania will occur in the 1980s.
7. Oil and farm prices will decline in the 1980s.
8. The stock market will break records every year from 1983 through 1989.
9. European countries such as Britain and France will suffer from high unemployment in 1986.
10. At the end of 1989 or the beginning of 1990, the stock market will crash for the final time, leading to another global depression.

Nobody much listened to him then, but they're listening now. Deficit spending and 36% of our national wealth concentrated in the hands of one percent on the population are two of his main thesis. But beyond these tangibles lies the message of history. Since the beginning of the Acquisition age, capitalist societies have undergone major economic setbacks about every thirty years. We missed the 30 year cycle, circa 1930 - 1960 by a nose, suffering only a recession which was ultimately "cured" by the Viet Nam fiasco.

However, it was also the dawning of the "Age of Aquarius" and the beginning of America's biggest social revolution. After 180 years of quoting Jefferson and Lincoln in the public schools, someone finally did something to provide substance to the poetry of "all men are created equal." It was also the era of "rebels without a clue;" not knowing exactly what it was they were protesting, but having a grand time doing it on pot and whatever else. This burning of the grass roots of traditional moral values persisted until the age Aquarius was replaced by the age of AIDS. So, in the 60's, instead of the historical economic depression, we had social manic-depression; and everyone over 45 wished it was the other way around.

The next lesson of history has been: if a 30 year depression cycle is avoided through war or social upheaval, the ensuing 30 year cycle, or 60 year cycle, is even worse! That's where we find ourselves today; at the end of a 60 year cycle with an unprecedented monumental deficit, and the most lopsided inequity in the distribution of wealth since 1929.

Batra makes some sound recommendations as to what to do NOW to survive the coming crisis. He even publishes a list of banks and savings institutions most likely to stay open and liquid through it all. I'm in one, and I hope you are too. Suffice it to say that Bank of America and the other giant bank conglomerates are NOT on the safe list.

What can WE do? A group of handicappers? Batra, even though I suggested it to him, does not include pari-mutuel funds on his list of recommended investments. He does, however, stress the importance of having enough real, hard CASH on hand to weather a five to seven year period. He anticipates that we'll need \$11,000 real dollars a year to make it with any degree of comfort. (That's for a family of four) So, if we do not have \$55 to \$77,000 in cash lying around, what then?

Well, first off, get or keep a job in an industry that will survive the crisis. Batra recommends repair work, educational and health care positions and bicycle sales. Filling stations and drug stores will also make it, he says. Most of our clients are in the most vulnerable jobs and professions; the one's least likely to profit from a depression. Like the U.S. Government, many of you are also into heavy deficit spending, based on jobs or professions

currently providing, by real standards, inflated salaries and Yuppie illusions.

If this description fits you, I join with Batra in urging that you pay off your debts; especially the ones that can endanger your ownership or possession of your home. Put yourself in a position where you can actually live on \$11,000 a year. If you live in a major city, that figure may have to be upped by 50%. Having been virtually wiped out by the financial backlash of Watergate, I can give personal testimony validating the soundness of pari-mutuel funds as a means of keeping a cash flow sufficient for comfortable survival. I can also testify that it's scary.

My experience came when I was first developing the Methodology. It was not then as proficient as it is now, and I had no computers to prevent the kinds of errors that come from being tired or from anticipatory anxiety. Between 1975 and 1979, I experienced more terror and downright fear than in World War II. The same anxieties experienced at one time or another by all of you; and still being experienced currently by some of you. But you do have an advantage. You know it can be, and is being, done by others on a regular basis.

Human nature being what it is, many of you will scurry for cover when the crisis comes. Some will raise their heads to the sky and beg their mothers for forgiveness for dreaming the impossible dream; and pray that the boss will keep them even with a huge pay cut. Others will curse themselves for not practicing disciplined money management and for squandering a golden opportunity. The remainder, those who accepted reality from the outset, will flourish. You'll make the \$20 to \$30,000 a year that so many clients now regard as chicken feed and you'll profit from the lower prices and living standards imposed by 1990's economics.

We will also be faced with another problem: social upheaval. Our cities are already becoming jungles. When the kind of economic reversal occurs that Batra writes about, crime, especially crimes relating to cash money, will get completely out of hand. Race tracks, where cash flows freely, will be principle targets. The parking lots, if not the track itself, will be a thieves paradise. Metropolitan police are having enough problems as it is now. Think what it will be like in an economic holocaust. Some of you old timers may be saying that it wasn't like that in the last depression. People were nicer, helped each other. Yes, but that was when the U.S. was primarily a homogenous culture. Those who did not fit the mainstream prototype were NOT treated well, but persecuted as in no other time. Remember Father Caughlin? Remember the Knights of the Klu Klux Klan?

Today we are a culture of volatile heterodoxy, supported by the intellectuals, but resented by the masses. In a financial crisis, the breach between the have's and the have-not's becomes as wide as an ocean, and anyone standing on the wrong shoreline had


better be surrounded by a lot of allies. Investing in the Mexican foreign book will be most risky, especially for gringos. Since the devaluation of the peso, security outside these border "banks" has been considerably less than reassuring if you have money in your pocket. Satellite wagering in California, Illinois, New York and New England will be relatively safe in the outlying and non-metropolitan areas. The inner city will be worse than the Amazon Jungle.

Reno and Las Vegas should be the safest places to ply our trade. When the "Syndicate" controlled Vegas, there was little crime; at least the kind of crime that concerns us directly. In a depression, you can bet that the forces who profit the most from gambling will exert the kind of influence over the Las Vegas police force that they relinquished in the 60's. Thus it behooves us to learn how to invest and WIN off-track. It will become especially important that we learn to control our greed and play it cool, especially in Nevada; not drawing any attention to ourselves lest we enrage the goose with all those golden eggs.

Most important, we must learn now to face reality, hone our tools, get our emotional act together, learn and practice optimal money management, stop dreaming about the BIG SCORE and become serious investors. The kind of money Batra says we'll need in the 1990's is paltry in light of what some of our clients are taking home from the track RIGHT NOW.

If you're not one of them, let them be your guide as to the procedure you should adopt NOW to prepare yourself for what will most probably eventuate. These clients are prepared both informationally and emotionally. One without the other will not suffice. Unless you have a solid economic foundation, with an unendangered cash flow that you can count on for many years to come, I beseech you. GET SERIOUS.

Stop thinking like a gambler and learn how to invest with optimal money management. This may be your last chance before it's too late.



Money Management

by Dan Duran

Welcome to the money management column. This is the first in a series of articles on a subject that I am sure is near and dear to all of our hearts. The crux of this first is to clarify the fact that wagering in proportion to your bankroll is the optimal method of operation. In order to clear up a few common misconceptions, and to answer some standard questions in this area, we will begin by using a Q and A format.

Before we commence, a note of thanks is in order. I have been blessed in my life by having the privilege of knowing on a personal basis, several masters, or gurus. Two of these masters are Doc Sartin and Huey Mahl. While living in Las Vegas, I was able to study money management at length under the personal tutelage of Huey. This column is not an attempt to rewrite or improve on Huey, because he got it right the first time. Rather, this is an attempt to examine, explore and, where possible, explain in plain English some of the specific and practical aspects of money management as it relates to the Sartin Methodology.

Q: What is the difference between betting "percent of bank roll," and using the "Kelly Criterion," and "proportional betting?"

A: There is no real difference. The names are synonymous for betting a percentage of your bankroll. As the bankroll grows, the bet increases and likewise as the bankroll shrinks, the bet decreases. Proportional betting is the more commonly used term today, and the Kelly Criterion is one method to determine what percentage of your bank to risk at any given time.

Q: Why is it "optimal" to bet in direct proportion to your advantage (i.e. use the Kelly Criterion)?

A: I can't fully explain that without going into a bunch of complicated math, but I can give you a flavor if we use a line of reasoning similar to the one that Mr. Kelly originally employed. Given the goal of maximizing the return on your bankroll, consider the following situation with its two opposite extremes.

Let's imagine that we were at the track together and further imagine that I have a mystical power of precognition, the ability to see the future. (This happens to be one of my favorite daydreams) Being a proud and proper PIRCO member, you do not stoop to utter the abominable "who do you like?" but you do share your analysis with me and inform me that you are planning to dutch the 4 and the 7 horses. I use my mystical powers to look into the future and I see that the winner is one of your horses. Being the proud and proper PIRCO member that I am, I simply tell you that your dutching entry is in fact going to win. The relevant question is how much, or what percentage of your bankroll, should you bet on this race in order to maximize your return? I know this sounds bizarre, but take a minute to think about it.

If you answered, "all of it" or "100% of bankroll" then give yourself a gold star. To bet your entire bank on a single race would be crazy in reality, but if you knew with 100% certainty that you would win, anything less than your entire bank would not maximize your return. Now let's consider the other extreme. You cashed your bet and then proceed to inform me that in the next race you intend to bet the 1 and the 5 horses. I look into the future and see that the 2 horse is going to win. Being that we are buddies, I inform you that your dutching entry will not win, and respecting your position as a pro I refrain from telling you which horse does win. The relevant question is the same: how much should you bet?

The answer, of course, is "nothing." The only way to maximize your return is not to bet anything, as any bet on your selections is sure to result in a loss. Zero is the optimal return here and the only way to achieve it is to bet nothing.

In each case, you had a clearly defined advantage over the game. In the first race, your advantage was 100%, and that was the optimal amount to bet. In the second race, your advantage was 0%, and again that is the optimal bet. Logically, therefore, you may conclude that whatever your advantage may be, that precise number is the optimal percent of your bankroll to bet in order to maximize your return. Good guess, that's exactly what Mr. Kelly says is correct.

The only problem is that in the real world, we do not know with 100% certainty about any future event. Thus we must estimate our advantage. More about that later, but for now just use this "all or nothing" scenario to aid you in understanding why proportional betting is optimal.

Q: Isn't it true that in proportional betting, your biggest bet is always a loser?

A: This is not necessarily true, since order is of no consequence in proportional betting. That is, if you have a 20 race cycle with 12 wins and 8 losses, the order in which the wins and losses occur are irrelevant to the final outcome of your bankroll. In this regard, flat betting and proportional betting are similar. You could have 12 wins in a row, followed by 8 losses, or 8 losses followed by 12 wins, or any combination thereof and the bottom line would be the same. Thus if your 20th bet in the series is a loser, then indeed your biggest bet is a loser. Conversely, if your 20th bet is a winner, then your biggest bet is a winner.

Further elaboration is needed, as this question implies a lack of understanding of the basic mathematical principles involved. Even if through some quirk in the laws of probability your 20th bet in every series was always a loser, yet you were able to maintain a 60% proficiency and a nominal average mutuel of even money, your bankroll would grow 35% by just betting 10% of bank. The order in which the wins and losses occur is irrelevant in proportional betting.

Q: I've read some of Huey's articles and I was sure that he said that 16% was the optimal amount to bet. Isn't it true that 16% is a constant in horse racing?

A: The optimal amount to bet is relative to your proficiency and average payoff to each dollar bet as expresses by the following equation:

$$\% \text{ Advantage} = W - L/D$$

$$W = \text{Win \%} \quad L = \text{Loss \%} \quad D = \text{Payoff to \$1.00}$$

The 16% number is often mistakenly thought to be a universal optimal percentage because Huey applied much of his writing on money management to sports betting. In basketball and football wagering, the average payoff is a constant \$.91 to the dollar, and Huey often suggested a 60% win proficiency as a viable goal. If you plug these parameters into the equation, then the optimal bet size is in fact 16%.

$$\% \text{ Adv.} = W - L/D$$

or

$$\% \text{ Adv.} = 60 - 40/.91$$

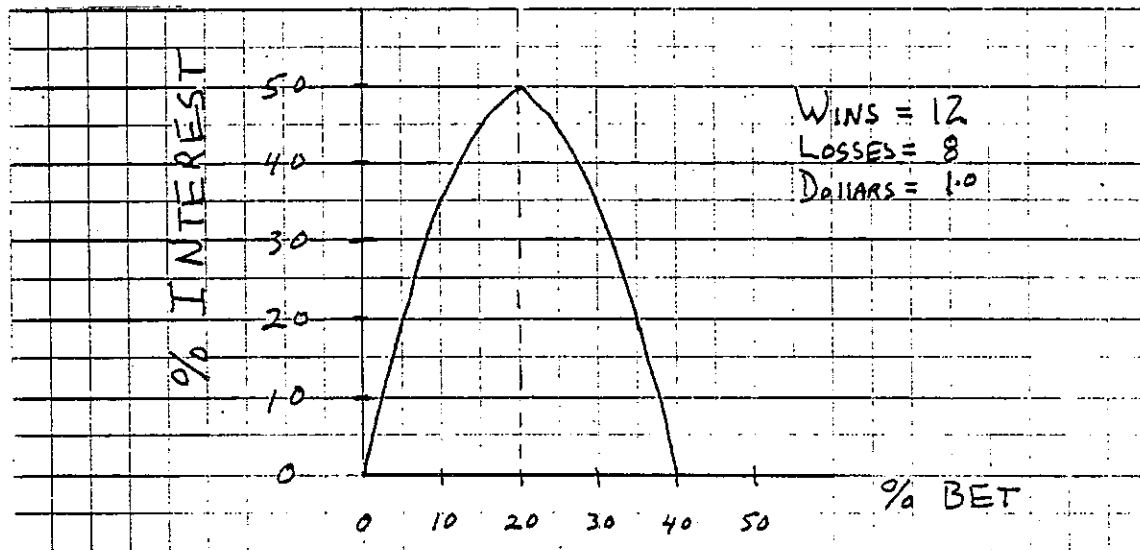
This works out to be 60 - 44, or 16%. Since the percent advantage is determined by variables, there is no constant or universal optimal percentage to bet. In order to determine your percent advantage, you will need to use the equation above.

Q: I've heard that the Kelly Criterion was discovered by some egghead math type who didn't even understand the real life implications of professional wagering. Is this true, and if so, why should we pay any attention to him?

A: Yes, it is true that a very gifted man named John J. Kelly Jr, an engineer at Bell Labs working on information rate exchange, discovered the mathematical principles which are at the base of proportional betting. The main reason that the world of professional wagering happened to hear about him was that in his technical paper announcing his discovery, he chose to exemplify his findings by pretending to "past-post" a baseball game. Past posting is (or was, considering modern communications) when you wager on an event that is already completed. Had he chosen a horse race, which takes only a minute or so to complete, the example would have been more realistic, but the principles remain the same.

As for why a mathematician should discover the optimal method for wagering lies at the heart of calculus. Without going into the math (which would require a year or so of hard work) consider the following "down and dirty" simplified answer. the primary goal of money management is to maximize the return on investment while at the same time minimizing the risk of ruin. Given a certain set of parameters, such as win percentage, average payoff and number of plays, this function can be represented graphically.

The following graph represents the function of 12 wins, 8 losses at an average payoff of \$1 for each dollar bet. The horizontal axis represents the differing percentages that could be bet and the vertical axis shows the corresponding return.



There are several interesting aspects to be considered, but for now the important thing to recognize about the graph is that on the left side of the dashed line the graph is ascending and on the right side it is descending. The point at which it peaks, our desired optimal, there is no slope, or a slope of zero. It just happens that one of the "nifty-neato" functions of calculus is to quickly and accurately determine the exact point at which the slope is zero and this tell us what our optimal percentage bet should be with any given set of parameters.

Without calculus, we would have to use trial and error (if you think calculating pars and variants is tough, just try to "trial and error" your way to an optimal bet size). So we thank you, Mr. Kelly, for your far-fetched example, and you too, Sir Isaac Newton, who at the tender age of 19 thought up this stuff called calculus. We forgive you both for not understanding the intricacies of professional wagering and in exchange we promise not to attempt to understand the intricacies of calculus.

That's all for now. I hope it has been of some help. Any and all questions are welcomed, and will be addressed in future columns or answered directly.

TRIP HANDICAPPING



VIA THE RACING FORM

BY DOC SARTIN



In our long discourse on the Holderme race (see Q and A with the Doc), we eliminated Lady Neuwich based on her APV of 48% and a Class Rating of 98. However, since this horse finished fourth in the race at odds of 17 to 1, it becomes a designated Horse to Watch when it is entered into a race where it has the class to compete. Let's take a close look at the horse, emphasizing its PLUS races and its three wins. First, a look at the past performance chart on the horse:

6 FURLONGS		6 FURLONGS. (1.07%) CLAIMING. Purse \$18,000. Fillies and mares. 4-year-olds and upward. Weights, 4-year-olds, 120 lbs.; older, 121 lbs. Non-winners of two races since December 1 allowed 3 lbs.; of a race since then, 5 lbs. Claiming price \$20,000; if for \$18,000 allowed 2 lbs. (Races when entered for \$18,000 or less not considered.)	
Lady Neuwich		Dk. b. or Br. m. 5, by The Irish Lord—Bramble Hill, by Born American	
B.L. GUIN G L		Br.—Warwick & Neumann (Cal)	
Own.—Biehart D L		Tr.—Kenney Martin	
8 Apr 55A 6f :217 :44 1:11 11 13 116		Lifetime 16 4 2 2 \$25,153	
2 Apr 55Bumped start		Turf 1 0 0 1 \$700	
22 Apr 55 8f :214 :44 1:08 11 3 114		14000 82-13 LillBbyDn, ATechOI Pp, MostDrmtc 12	
4 Apr 55 8f :221 :44 1:09 11 17 110 12 12 11 12		Gomez E A 1 16000 86-16 Cambro's Prize, Lady Neuwich, Lager 8	
29 Apr 55 8f :222 :45 1:13 11 8 111		Gomez G K 3 16000 86-17 Ldy Neuwich, Forer A Blurr, A Wild Pst 7	
29 Apr 55 8f :222 :45 1:13 11 8 111		Gomez G K 3 16000 83-38 Miss Green B, Lager, Whos Girl Scout 8	
15 Apr 55 10f :227 :45 1:17 11 11 119		Masters T A 3 12500 75-21 Miss Green B, Eastern, Brighton Miss 9	
5 Apr 55 20mr 6f :227 :45 1:17 11 4 116		Masters T A 3 16000 83-06 Princess Agin, Ack Or Ack, Ldy Nuwich 8	
28 Apr 55 30mr 6f :227 :45 1:16 11 5 116		Black C A 6 16000 80-12 Swtss, Nvr Dnc Alon, John's Ldy Lck 12	
28 Apr 55—Lugged out		Olivares F 3 20000 78-12 Transmitter, Oak Portal, Tula Mia 8	
18 Apr 55 10mr 6f :227 :45 1:11 11 4 118		Sibille R 3 12500 82-18 Ldy Nuwich, Sony Wshngton, Hilo Slor 8	
5 Apr 55 30mr 6f :214 :44 1:10 11 4 116		Sibille R 3 12500 84-17 Ldy Nuwich, A Shd Fstr, Succulnt Dsh 10	

Lady Neuwich ran well in fast times at Turf Paradise, a track at least 4 levels below the Southern California tracks. She also had two consecutive wins at Del Mar, but at much lower levels. Here is her ENERGY! profile from all of her plus races:

RAW ENERGY FACTORS

Race: Dist = 6.0 FURLONGS Comments: + Profile - LADY

Name	Total	TT	3rd	Med	2c	2cbl	ESP Type
LADY 5A	56.11	56.39	50.25	70.14	58.90	0	Early
LADY-2T	57.89	57.39	55.73	67.91	58.93	0	<u>Sustained</u>
W LADY-3T	57.06	58.93 dev	52.80	69.16	59.19	0	Early
LADY-DM	55.75	56.41	51.91	68.96	57.64	0	E/P Presser
LADY-DM	56.06	56.64	51.54	69.35	58.14	2	Early
W LADY-DM	55.79	55.93 dev	51.97	68.95	57.64	0	E/P Presser
W LADY-DM	56.21	57.13	51.31	69.57	58.30	4	Early

By Energy distribution standards, Lady Neuwich is an Early Pace horse. The race two back at Turf Paradise registers Sustained because of the inordinately fast final time and third fraction. Her style, however, is consistently Early, since all but one of her plus races found her ahead at the second call.

Note that in her January 8th race at Santa Anita, the qualifying race for her Jan. 26 race, her Median Energy was in excess of 70%. That was reason enough to eliminate her from win consideration at Santa Anita, running 6 furlongs. Now, look at her average figures, paying special attention to Turn Time:

Average>	Total	TT	3rd	Med	2c	2cbl	ESP Type
	56.41	56.97	52.22	69.15	58.39	1	Early

Her average second fraction velocity is 56.97. This equates to a fractional time of 23.17. Her deviant turn times were in the Aug. 18 race at Del Mar and her win three back at Turf Paradise. In the Del Mar race, she was able to go wire-to-wire in relatively slow fractions of 22.1 and 45.4. In the Turf Paradise win, she simply ran away from the field in her fastest times ever. These two races carry the notation "DEV" for deviant.

Since Lady Neuwich is a confirmed Early horse, let's compare her Turn Time Energy distribution average with the other Early horses in the January 26 race:

Turn Time			
[Matchup]			
Name	1st	2nd	3rd
TRUST	36.00	33.53	30.18
NASTY	35.87	33.87	30.61
PLAY	35.18	33.88	29.82
LADY	35.61	33.17	30.32

Our analysis of Lady shows that she exerts 33.17% of the Total Energy in the second fraction. In this race, she is the most deficient Turn Time contender of all the Early horses. Since her behavior pattern and running style history dictate that she must be on or just off the lead by the second call, we see little hope for her against today's Early Pace. She is third ranked at the first call, but that is soon buried by Play, who makes a big move on the turn.

Turn Time deficiencies relative to the contention are typical of lower class animals and of maidens going against winners for the first time. Tom Brohamer pointed this out to us three years ago, and it still holds true today.

Reviewing the actual running of that Jan. 26 race reveals something that so many horses with this pattern attempt to do: steal the race. Lady Nouwick went for the early lead and managed to hold on to the half; but with a Turn Time of only 23.2 (56.41 f.p.s.), which equates to her plus race average. She falls off badly in the final fraction, running a 26.1 (50.57 f.p.s.). That's a full 1.65 f.p.s. slower than her plus race average. Once again, the Match-Up adage that for every fifth a horse must travel faster Early it loses TWO in the final fraction comes true.

9221—TIF TIF RACE. 6 furlongs. 4 year olds & up. Fillies & mares. Claiming prices \$20,000-\$18,000. Purse \$18,000.

8103	Holdanna, P. Valenzuela	110	9	1	3 rd	2 ^{1st}	11 th	12 th	5.20
0101	Cruisin' Two Su. Stevens	118	7	11	11	10 th	7 th	2 nd	6.80
0208	Playing Through, Dolahossaye	118	4	10	2 nd	7 th	6 th	3 rd	2.00
9101	Lady Newark, Olyvia	111	1	4	1 st	1 st	2 nd	4 th	17.00
9101	Trust Fund, Pincay	117	11	6	6 th	4 th	3 rd	6 th	7.60
9139	Nasty Parter, Corral	112	8	7	0 th	8 th	4 th	6 th	4.60
9131	Tula Mia, P. Valenzuela	110	10	9	10 th	9 th	6 th	7 th	73.00
0104	Little Baby (Dina, Dominique	116	2	8	0 th	11	10 th	8 th	12.10
...	Noartic Belle, Sibilla	115	12	5	8 th	3 rd	9 th	9 th	50.00
9101	Table for Hachua, Olyvia	117	8	2	2 nd	6 th	8 th	10 th	15.20
8291	Dynamite Kiss, Black	114	6	3	4 th	8 th	11	11	38.00
9081	Tell Koi, Douglas	115	3	12	pulled up	.	.	dnf	52.60

Scratched—None

Claimed—Playing Through by R Fritts & N Tavaglione (trained by Howard Fourzon), for \$20,000.

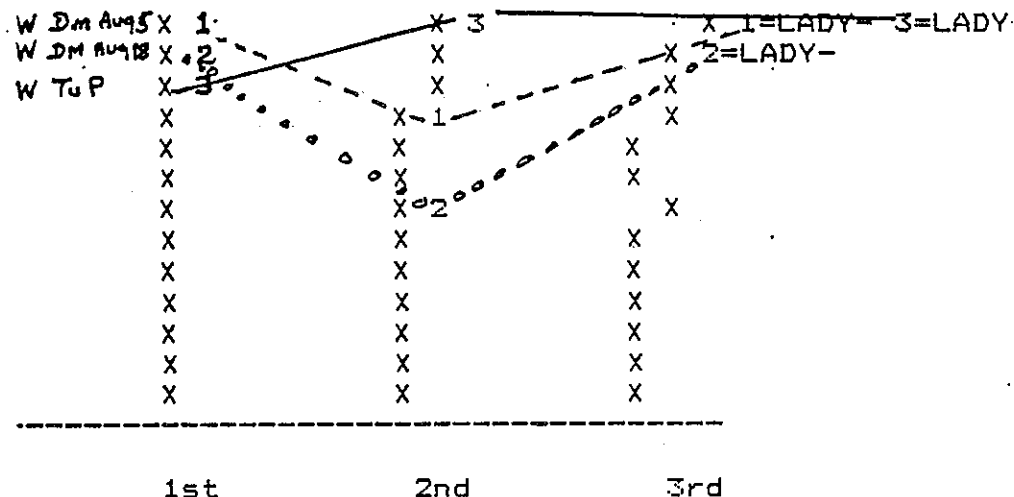
8—HOLDANNA	12.40	7.60	5.20
7—CRUISIN' TWO SU	8.00	4.20	
4—PLAYING THROUGH	2.80		

X Time—2:13 5/5, 45, 57 1/5, 1:10. Clear & fast. Winner—ch m. B4 Capt Don—Warm Blood. Trained by Marlon Smith. Mutual pool—\$271,327. \$5 Exacta pool—\$336,400.

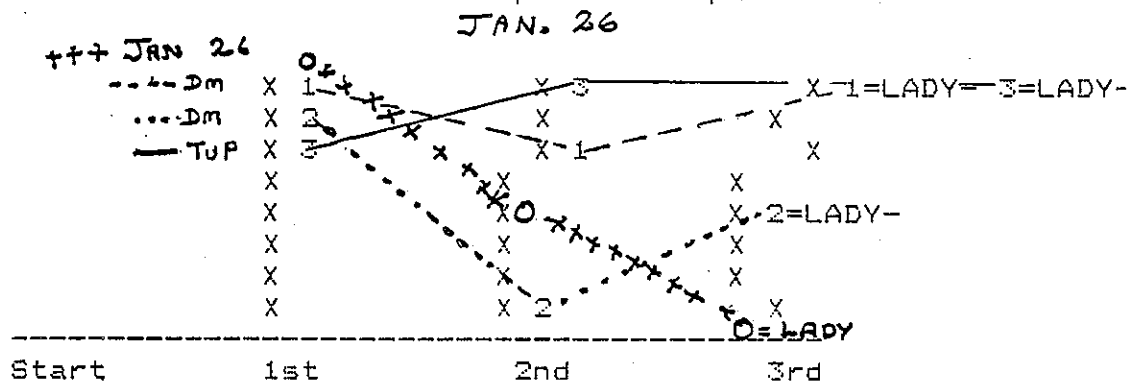
\$5 EXACTA (8-7) PAID \$301.00

A graphic look at Lady's wins shows that, except for the easy, lower track class victory at Turf Paradise, she always takes a DIP in velocity in the second fraction and recovers in the third. In the January 26th race, she exerted her Energy far too early, attempting to steal the race, and had nothing left in the third fraction.

Face Exdc Graph



Match Up Exdc Graph



Looking at the entire picture of the January 26th race, here is how Lady stacks up against both the Early and the more Sustained contenders:

Name	*	1st	2nd	3rd
TRUST	1	36.00	33.53	30.16
CRUIS	2	35.82	33.08	30.78
NASTY	3	35.87	33.87	30.61
PLAY	4	35.18	33.88	29.82
HOLD	5	33.81	33.67	31.48
LADY	6	35.61	33.17	30.32

A closer examination of the Energy Exertions by each contender demonstrates that Trust exerted too much first fraction Energy. Play was deficient Early, but had the Dream Race Turn Time, making it possible for her to finish third. Nasty had excellent figures, but failed to fire that day (but did 9 days later, as we already discussed). In short, the horses conditioned to use over 35% of their Total Energy in the first fraction could not hold on to win in this particular race. That set the race up for a slow starter, Holderme, who made her move on the turn and finished like a train.

Since 1982 I have been alluding to the fact that the future of handicapping lies in Energy/Deceleration. At all levels, contenders with the best Deceleration Ratio, relative to their Total Energy, have the best chance of winning. Here is the Deceleration Ratio of the contenders in the Jan. 26th race:

DECCELERATION RATIO				
High=Best				
Name	E	L	T'tl.	AVE.
TRUST	93.13	89.90	83.7	88.91
CRUIS	92.29	93.41	83.91	89.87
NASTY	94.39	90.90	85.81	90.36
PLAY	96.30	88.00	84.80	89.70
HOLD	99.82	93.40	96.60	96.60
LADY	93.14	91.40	85.14	89.89

Entering false Early horse and those with Turn Time and third fraction deficiencies is the chief reason that many clients fail to pick the prescribed percentage of winners. Looking at the ranking numbers is NOT ENOUGH! We must learn to evaluate our readouts in greater depth. Turn Time Analysis is the best place to start.

Lady has strong Deceleration Ratio figures and bears watching. If this five year old stays healthy and is properly placed, she will score big one of these days.

Additional Thoughts on Synergism

by Doc Sartin

In FOLLOW UP issue number 7, I stressed the use of common sense in determining your set up times for use in Synergism. While we receive very few problem races from Synergism users, the ones we do get can usually be solved by applying the solutions suggested in that article.

The New York client who sent us this race may not have read that article, so we thought it wise to repeat some of its salient points. Let's look at a race from Aqueduct's INNER DIRT track that represents the problem and the CLIENT'S readouts for that race. In evaluating these five horses, the client used set-up times from the underlined pace lines of Broad and Major:

46.3-111.2 and 45.2-111.3.

In so doing he is telling his computer that Honor, who ran the 6 furlong portion of a route in 113.2, and Okno, whose time was 114.2 can suddenly run 111.3's. Even converting the internal fractions of these horses down to pace times of 47.1-113 and 48.3-114, as per the Route-to-Sprint procedure, they are still SLOW sprinters. Yet, according to his set up times they are not. He lied to his computer and the computer lied back to him and said that both of these horses were FASTER than Broadway, who won the race. Why?

Broad and Major ran 86 speed ratings with Racing Form daily variants of 24 and 21. Honor and Okno ran their races with variants of 18 and 22 on the same Inner Dirt track. In adjusting them faster by 1.2 and 2.2 SECONDS, they came out smelling like roses. In situations like this, if you INSIST upon entering contenders with such SLOW times, then set up the race that way. USE the average of the SLOW times. In this case that would be:

47.4-113.2.

Doing that, Synergism II readout for this race is quite different. Now, Major and Broad dominate our readouts. Since these two ran one two, you can see what a difference a small change can make.

Using Parsim as a contender presents an added danger in this race which was run on February 13, 1989. Pars has not run since June of '88. That's a full SEVEN MONTHS ago. The pace line chosen was from EIGHT months ago on the MAIN track. Parsimonious is a "stale" shipper. Throw him out and then look at the RAW TIMES for the other horses.

Viewing these RAW fractions clearly tells us that Honor and Okno do not deserve the positive adjustment given them by the client through the use of his set up times. Heed Jim "The Hat." Beware of SLOW horses.



AQUEDUCT

6 FURLONGS
INNER DIRT TRACK
AQUEDUCT

6 FURLONGS. (Inner Dirt). (1.08%) ALLOWANCE. Purse \$24,000. 4-year-olds and upward which have never won two races other than Maiden, Claiming or Starter. Weights, 122 lbs. Non-winners of a race other than maiden or claiming since January 15 allowed 3 lbs. Of such a race since January 15 lbs.

Parsimonious 463-1113

Own.—Happy Valley Farm
20Jun88-8Bel fst 7f :22% :45% 1:23% 3+ Alw 28000
22May88-8Bel yf 1 :47% 1:12% 1:38% Saranac
22May88-Grade II
2May88-7Aqu fst 1 :47 1:12 1:37% Alw 31000
16Apr88-1Aqu fst 7f :22% :46% 1:24% Alw 30000
5Apr88-7Aqu fst 1 :46% 1:11% 1:37% 3+ Alw 31000
17Mar88-6Aqu fst 1 :47% 1:12% 1:38% Md Sp Wt
18Feb88-6Aqu fst 1 :48% 1:14% 1:47% Md Sp Wt
10Feb88-6Aqu fst 6f :22% :46% 1:13% Md Sp Wt
4Feb88-6Aqu sly 6f :22% :46% 1:13 Md Sp Wt
18Jan88-2Aqu sly 6f :22 :45% 1:13 Md 50000

LATEST WORKOUTS Feb 7 Aqu 6f fst 1:15 H
Gr. c. 4, by Perrault—Perry, by Exclusive Native
Br.—Happy Valley Farm (Ky)
Tr.—Doutrow Richard E
3 6 77 811 814 821 Santos J A b 109 5.30e
8 3 34 43 69 716 Santos J A b 114 24.50

1125

Lifetime 10 2 2 0 1988 10 2 2 0 1987 0 M 0 0
\$49,780 Turt 1 0 0 0 0 0
63-20 Secret Flotilla 1103 Clever Christian 1098 Big Mukoro 1121 Outrun 8
57-27 Posen 123 Sunshine Forever 1144 Blew by Em 1171 Outrun 8

79-22 Parsimonious 119k Inner Intensity 1172 Honor Class 117no Driving 6
80-21 Icy Stare 122k Parsimonious 1192 Fluorescent Lou 117 Just missed 7
72-23 Shaker Knit 1123 Yankee Fan 1241 Honor Class 112nd In Light 13
75-27 Prsmonious 1227 Advancing Ensign 1221 Bizz Str 1223 Going away 10
71-23 Torvill 122no Parsimonious 1221 Fun and Games 1224 Slow start 9
72-29 Wavering Wings 1223 Aiming High 1223 Profit by Entry 1221 Off slow 11
68-21 Bullhorn 1223 Strong Rebound 1221 Grumpy Miller 1223 Outrun 7
73-24 Classic Sttement 1220 Owns Ery Light 1182 Bilkely Grove 1181 Evenly 12

Silver Pass

Own.—Black Gold Stable
5Sep88-9Bel gd 7f :23% :46% 1:22% Clm 45000
12Aug88-1Sar fst 6f :22% :45 1:10% Clm 50000
1Aug88-5Bel fst 1 :46% 1:11 1:36% 3+ Alw 31000
24Jly88-9Bel my 6f :22% :46% 1:19 Clm c-35000
8Jun88-9Bel fst 7f :23 :46% 1:26 3+ Alw 27000
28May88-9Bel fst 1 :46% 1:11% 1:45 3+ Alw 29000
21May88-10Bel fst 1 :45% 1:10% 1:43 3+ Alw 31000
13May88-18Bel fst 7f :22% :45% 1:23% Clm 50000
2May88-3Aqu fst 6f :22% :46 1:11% Clm c-35000
15Apr88-5Aqu fst 6f :22% :46% 1:11% 3+ Md 50000

LATEST WORKOUTS Feb 8 Bel tr.t 5f fst 1:04 B
Gr. c. 4, by Amber Pass—Silver Sagamo, by Grey Dawn II
Br.—Sunnyview Farm (N.Y.)
Tr.—Brown Warren
4 5 34 57 925 932 Lovato F Jr b 114 6.10
1 7 42 44 67 78 Peck B Ds b 112 5.20
8 3 42 24 38 318 Santagata N b 112 *1.10
1 4 31 41 1 1 1 Santagata N b 117 *1.80
5 4 3 2nd 14 15 Santagata N b 111 *80
6 3 31 2 21 21 Santagata N b 112 *1.30
2 3 2 2nd 21 21 Santagata N b 112 *1.50
3 4 1 2 1 1 1 Santagata N b 117 4.70
3 8 41 32 33 33 Maple E b 119 6.00
3 4 1 1 1 12 12 Maple E b 115 4.80

1125

Lifetime 11 4 2 3 1988 11 4 2 3 1987 0 M 0 0
\$72,840 Turt 1 0 0 0 0 0
59-27 True and Blue 113k Heisted 1061 Launching 113 Early foot 10
60-48 Sports Quiz 113k Heisted 115k Magic Rascal 119no Tired 8
65-18 Whodam 11313 Won Lump 1145 Silver Pass 112nd Weakened 7
80-24 Silver Pass 1171 Sports Quiz 113k Dr. Pete 117 Driving 9
72-31 Silver Pass 1095 Silverback 1113 The Real Virginian 109no Driving 9
75-23 Crafty Reply 1121 Silver Pass 1123 Sunshiner 124no Held place 12
85-11 Tina's Dewan 1163 Silver Pass 1124 Tenner 112 Game try 11
86-21 Silver Pass 1174 Silent Angle 115 Grumpy Miller 115 Drew off 9
80-22 In Comfort 114k Dr. Pete 112 Silver Pass 119no Chkd, drifted out 8
81-23 Silver Pass 1152 Erock 1113 Katie's Nobles 1114 Driving 12

Broadway Bonanza

Own.—Cataldo J H
2Feb89-8Aqu fst 6f :23 :46% 1:10% Alw 24000
11Jan89-8Aqu fst 6f :22% :46% 1:11% Alw 24000
27Dec88-9Med fst 6f :22 :45% 1:11 J+ Alw 17000
16Dec88-6Med fst 6f :22 :44% 1:09% 3+ Clm 45000
5Dec88-8Med fst 6f :22% :45% 1:09% 3+ Alw 25500
23Nov88-6Med fst 6f :22 :44% 1:10% Clm 32000
3Nov88-5Med fst 6f :22 :45 1:10 Clm 32000
26Oct88-7Med fst 6f :22 :45 1:10 Clm 45000
27Sep88-6Med fm 5f :21% :44 :56% 3+ Alw 17000
26Aug88-6Mth fst 6f :22% :45% 1:10% 3+ Alw 21200

LATEST WORKOUTS Jan 28 Bel tr.t 3f fst :37% H
B. g. 4, by Rise Jim—Mrs Klissen Jar, by Mickey McGuire
Br.—Cataldo J H (NJ)
Tr.—Serpe Philip M
6 1 2nd 21 22 45 Antley C W b 117 3.30
1 3 11 1 21 21 McCauley W H b 117 9.40
1 5 2 2nd 12 2k Ferrer J C b 115 3.70
2 3 1 1 1 1 1 Ferrer J C b 115 4.50e
2 3 1 1 1 1 1 Ferrer J C b 115 *2.10
2 5 21 21 22 2nd Ferrer J C b 116 7.60
6 1 2nd 1nd 1 31 Ferrer J C b 116 15.20
8 6 42 55 65 78 Krone J A b 114 10.40
6 2 54 65 68 69 Krone J A b 112 7.60
1 6 3 53 44 45 Krone J A b 113 3.90

117

Lifetime 17 2 5 3 1988 13 2 4 3 1987 2 0 0 0
\$42,789 Turt 2 0 0 0 0 0
84-18 Winter Drive 1193 Cardenas 1172 Yankee Fan 117no Weakened 6
86-24 PokTPok 1171 Broadway Bonanza 1173 Chicot County 1171 Saved place 9
87-19 Speedy Matinee 111k Broadway Bonanza 1151 Heisted 1151 Gamely 7
95-12 Bowladrome 116k Beautiful Tan 115 Broadway Bonanza 1152 Gave way 10
94-17 Political's Half 115k Broadway Bonanza 1151 Ruckus 1151 Drifted out 6
91-16 Givell A Go 116k Broadway Bonanza 1161 Speak Spanish 1163 Gamely 6
91-13 Darby's Venture 116 Ed Hudgins 113 Broadway Bonanza 1161 Weakened 6
83-15 Maluke 1111 Deputy Shaw 1133 Bet the Odds 115no Tired 10
94 — Quick Departure 116k Moon Up T.C. 1144 Berry's Chapter 1081 Outrun 7
80-25 Prince Egbert 1173 Castleisle 1163 og Fighter 1162 Lacked response 7

Honor Class

Own.—Vogel M
27Jan89-8Aqu fst 170 :47% 1:13% 1:42% Alw 27000
16Jan89-7Aqu gd 1 :46% 1:11% 1:42% Alw 27000
8Jan89-7Aqu fst 1 :47 1:12 1:44% Alw 27000
17Dec88-5Aqu fst 6f :22% :46% 1:11% Clm 70000
7Dec88-8Aqu fst 1 :48 1:13% 1:46% 3+ Alw 27000
17Nov88-7Aqu sly 1 :47% 1:11% 1:50% 3+ Alw 33000
11Nov88-7Aqu gd 1 :48% 1:14 1:47% 3+ Alw 31000
7Aug88-7Sar gd 1 :48 1:12% 1:37% 3+ Alw 31000
28Jly88-3Bel fst 1 :46% 1:11% 1:43% 3+ Alw 29000
15Jly88-7Bel fm 1 :46% 1:10% 1:42% 3+ Alw 29000

LATEST WORKOUTS Feb 11 Bel tr.t 4f fst :48% H
Ch. c. 4, by Honest Pleasure—After School, by Arts and Letters
Br.—Vogel Hortense & M (Ky)
Tr.—Barrera Luis
7 2 21 52 79 712 Turner T G 5 112 33.40
12 7 65 64 69 714 Nelson D 117 62.70
8 2 1nd 11 32 68 Nelson D 117 22.10
2 4 45 52 45 46 Hernandez R Z 113 33.50
5 2 21 42 910 916 Turner T G 5 110 24.50
2 2 21 42 473 513 Vazquez J 5 110 2.90
4 2 1 1 22 45 Vazquez J 5 110 3.40
8 2 11 1 1 1 2k Santagata N 117 35.10
3 1 11 12 14 12 Santagata N 113 10.10
12 6 73 72 64 63 Santagata N 111 48.60

117

Lifetime 36 2 3 3 1989 3 0 0 0 1988 21 1 2 3 1987 6 0 2 0
\$78,340 Turt 6 0 2 0 0 0
73-18 Gee Jamie 1175 Binn's Fargo 1174 Impersonator 117 Tired 7
82-10 Medieval Rival 117k Gee Jamie 1174 Sunrise Shower 1101 No factor 12
78-14 Hes Frequent Flyer 1172 John's Concord 1174 Sunrise Shower 1101 Tired 8
81-22 Hayes' Hope 1134 Secret Flotilla 1124 Buddha Luke 1132 Even try 7
62-32 Glimmer Glen 1173 Kenilworth 1153 Cannondawn 1133 Tired 1L
70-20 Whodam 1155 Knockon 117 Aristocrat 115 Tired 5
63-30 Raison Royal 1173 Muscovado 1172 John's Concord 115k Weakened 8
90-21 Chinese Gold 112k Honor Class 117 Widdum 117k Gamely 10
85-23 Honor Class 1132 Wasichus 117 Great Hawaii 1153 Ridden out 6
82-24 Rein crnte 117no Prospector's Bid 1173 Sultry Seson 1171 No menace 12

Major McCallum

Own.—Wright Katie M
2Feb89-8Aqu fst 6f :23 :46% 1:10% Alw 24000
22Jan89-6Aqu fst 6f :22% :45% 1:11% Alw 23000
12Jan89-7Aqu sly 8f :22% :46 1:10% Alw 23000
24Dec88-1Aqu sly 6f :22% :45% 1:10% 3+ Clm 35000
17Dec88-1Aqu fst 6f :23% :47% 1:12% Clm 35000
3Dec88-8Grd fst 7f :24 :47% 1:25% 3+ Alw 20500
26Nov88-8Grd fst 1 :46% 1:12% 1:38% Clm 32000
18Nov88-8Grd fst 6f :22% :46% 1:19% Clm 37500
3Nov88-3Grd fst 1 :47% 1:12% 1:39% Clm 32000
23Oct88-8WO sly 6f :22 :46 1:11% 3+ Md 25000

LATEST WORKOUTS Jan 7 Bel tr.t 4f fst :49% Bg
Ch. c. 4, by Mehmet—My Dream, by Crowned Prince
Br.—Stronach F H (Ont-C)
Tr.—Schosberg Richard
5 6 64 65 56 55 Lovato F Jr b 122 16.40
8 1 58 45 34 1nk Lovato F Jr b 117 8.60
2 3 3nk 42 33 54 Maple E b 117 4.90
5 4 54 45 33 32 Krone J A b 115 6.00
1 7 32 21 2 32 Cordero A Jr b 117 3.40
7 6 98 107 79 56 Platts R 116 8.00
4 6 64 41 2 22 Platts R b 116 2.35
8 7 55 43 42 2nd Altard L b 113 5.50
3 6 54 41 3 2no Platts R b 116 8.10
4 7 45 44 21 14 Platts R b 118 4.15

122

Lifetime 20 2 5 3 1989 3 1 0 0 1988 17 1 5 3 1987 0 0 0 0
\$49,722 Turt 3 0 0 0 0 0
84-18 Winter Drive 1193 Cardenas 1172 Yankee Fan 117no No factor 6
86-21 Major McCallum 117k Special Ruler 117k Hold the Sauce 1173 Driving 8
85-16 Winter Drive 1173 Erin's Son 1173 Dramatic Offer 117no Steadied 8
90-18 Birthdy Gov 117no Cordot Empor 1153 Major McCallum 115k Willingly 8
79-22 Winter Drive 1082 Supper Son 1153 Major McCallum 1171 Weakened 8
80-23 Derby Class 1194 Irish Combination 117k Queens Rech 119nd No factor 10
83-23 Steady Master 1212 Major McCallum 1164 Derby Class 1164 8
87-33 Subtle Chaos 121k Major McCallum 113k Hammer Regent 1151 9
84-25 Steady Master 118no Major McCallum 1162 Hopeful Winner 1154 6
84-24 Mjor McCallum 1184 Goldin My Pocket 116k Struge Brew 1173 Handily 9

O. K. No Problem

B. g. 4, by Tim Tam Aly—Petadear, by Subpet

Br.—Fennung & Franks (Fla)

Tr.—Ferraiola Frank

117

 Lifetime 1989 4 1 1 1 91
 40 7 9 6 1988 24 4 7 1 176,175
 \$138,849 Turf 2 0 0 0 151 \$1,056

Own.—Double G Farm

8Feb89- 8Aqu fst 1 1/2 [49] 1:14 1:47 1/2 Alw 25000
 29Jan89- 5Aqu fst 1 1/2 [49] 1:13 2:00 1/2 Alw 25000
 19Jan89- 8Aqu fst 1 1/2 [49] 1:14 1:46 1/2 Alw 25000
 19Jan89- Disqualified and placed fourth
 9Jan89- 8Aqu fst 1 1/2 [48] 1:13 1:52 1/2 Alw 25000
 30Dec88- 3Aqu fst 1 1/2 [47] 1:13 1:45 3/4 Alw 25000
 19Dec88- 7Aqu fst 1 1/2 [47] 1:12 1:53 3/4 Alw 25000
 10Dec88- 1Aqu fst 1 1/2 [48] 1:13 1:46 3/4 Clm 25000
 3Dec88- 5Aqu fst 1 1/2 [49] 1:13 1:53 3/4 Clm 17500
 15Nov88- 2Aqu fst 1 1/2 [48] 1:12 1:51 3/4 Clm 14000
 5Nov88- 1Aqu fst 1 1/2 [46] 1:11 1:37 3/4 Clm 14000

1 1 1 1 1 1 Migliore R
 2 2 3 2 2 2 Antley C W.
 4 3 4 3 1 2 Migliore R
 9 6 6 2 5 3 Cordero A Jr
 4 4 4 5 4 1 Migliore R
 4 4 4 7 5 9 Samyn J L
 4 4 4 1 3 1 Fox W Jr
 5 6 5 3 1 1 Samyn J L
 7 6 6 6 5 3 Samyn J L
 5 4 2 2 1 1 Samyn J L

b 117 *90 71-22 O. K. No Problem 117 Grumpy Miller 117 Tivoli Star 117 Driving 12
 b 117 *.70 75-22 Spectacular Son 117 O. K. No Problem 117 Flying Seson 117 Gamely 4
 b 117 *1.50 78-21 O. K. No Problem 117 Meg Silver 117 Sunrise Service 117 Bore out 8
 b 117 2.10 75-21 Cy Qd Los 117 Rod Gm Johnny 117 O. K. NPrblm 117 Rallied inside 9
 b 115 2.10 80-16 Tafari 115 O. K. No Problem 115 Rod Gm Johnny 112 Second best 8
 b 115 6.10 74-23 Say Hey Kid 122 O. K. No Problem 115 High Policy 110 Rallied 10
 b 115 3.40 78-22 Lrmontov 115 O. K. No Problem 115 Thr Chopt Rd 117 Just missed 8
 b 115 4.50 69-25 O. K. No Problem 115 Silky Appeal 117 Triple Key 117 Driving 11
 b 115 *2.90 79-14 O. K. No Problem 115 Syson 108 11 Stop Light 115 Up final strides 12
 b 115 3.20 77-36 O. K. No Problem 115 Wicked Wike 114 Hachero 103 11 Driving 12

CLIENT

FAST SET-UP

Name	F W	E P	S P
Parsi	54.88	56.16	54.23
BWAY	54.46	55.77	53.81
HONOR	54.71	56.36	53.88
MAJOR	54.71	56.29	53.91
OKNO	54.88	55.66	54.48

NAME	F-1	F-2	F-3
Dream	57.21	57.43	53.31
HONOR	57.21	55.53	51.41
Parsi	57.15	55.26	52.31
BWAY	57.01	54.58	51.84
OKNO	56.57	54.78	53.31
MAJOR	55.10	57.43	51.54

NAME	W	E	S	T	L	D	MED	E
OKNO	1	5	1	3	1	2	67.62	
Parsi	1	3	2	2	3	2	68.23	
MAJOR	2	2	3	1	2	1	68.58	
HONOR	2	1	3	2	5	3	68.68	
BWAY	3	4	4	4	4	4	68.28	

NAME	2nd Call	B/L
HONOR	0.00	
MAJOR	0.17	
Parsi	0.53	
BWAY	1.56	
OKNO	1.86	

SLOW SETUP

Name	F W	E P	S P
PAR	54.27	55.56	53.63
BROAD	54.46	55.77	53.81
HONOR	54.29	55.95	53.47
MAJR	54.71	56.29	53.91
OKNO	54.28	55.07	53.89

NAME	F-1	F-2	F-3
Dream	57.01	57.43	52.71
BROAD	57.01	54.58	51.84
HONOR	55.84	56.05	50.99
PAR	55.80	55.32	51.71
OKNO	55.75	54.40	52.71
MAJR	55.10	57.43	51.54

NAME	W	F	S	T	L	D	MED	E
PAR	1	1	1	1	2	1	68.58	
BROAD	2	3	2	3	4	5	68.28	
OKNO	3	5	1	4	1	3	67.63	
HONOR	3	2	4	2	5	4	68.69	
PAR	3	4	3	3	3	2	68.24	

NAME	2nd Call	B/L
MAJR	0.00	
HONOR	0.92	
BROAD	1.38	
PAR	1.96	
OKNO	3.27	

SCRATCH PARSIM

Name	F W	E P	S P
BROAD	54.46	55.77	53.81
MAJR	54.71	56.29	53.91
OKNO	54.28	55.07	53.89
HONOR	54.29	55.95	53.47

NAME	F-1	F-2	F-3
Dream	57.01	57.43	52.71

NAME	F-1	F-2	F-3
BROAD	57.01	54.58	51.84
HONOR	56.80	55.12	50.99
OKNO	55.75	54.40	52.71
MAJR	55.10	57.43	51.54

NAME	W	F	S	T	L	D	MED	E
MAJR	1	1	1	1	2	1	68.58	
BROAD	2	3	2	2	3	4	68.28	
HONOR	3	2	3	2	4	3	68.69	
OKNO	3	4	1	3	1	2	67.63	

NAME	2nd Call	B/L
MAJR	0.00	
HONOR	0.92	
BROAD	1.38	
OKNO	3.27	

Another aspect of Synergism II that is being overlooked by a few clients is the bevy of readouts other than JUST THE SORT. The Fractional times of each horse relative to the DREAM RACE is vital to analysis and in the separation of apparent ties. For those who see Honor as being equal to or better than Broad because of its superior DR FACTOR, review the race from gate to wire.

Broad starts out fastest of all, loafs on the turn and saves its energy for the final fraction. Honor starts very sluggishly but makes a BIG move on the turn, then hangs in the final fraction. Had Honor continued his move, the race would have been a different story.

Honor's 3rd fraction was run in an adjusted: 25.44. Broad's was: 25.23. Honor's HIDDEN ENERGY was 53.05. Broad's was 53.21. In light of the fact that Broad had a .21 adjusted FIRST FRACTION advantage, there is really no essence of a tie involved between these two contenders.

Moral: Don't look merely at the sorted rankings; review the fractional increments.

BREAKING TIES

Some of you have been with us for quite a long while. You remember when we had to derive our ratings through the use of a hand held calculator. Then we went to the TI-59 programmable calculator. Then came that little Timex. We went from taking 45 minutes to handicap a race to about ten, but we still had no automatic sort. We had to do that by hand.

In 1984, Eric Langjhar wrote us a SORT program that provided instant rankings. And for some, that's where the trouble began. Instead of analyzing the race fraction by fraction and then evaluating the compounded Pace Ratings, some clients went right to the sort. Over the years we've issued many warnings against this abbreviated procedure but many have failed to heed our words.

Here is a printout from a client, who in this enlightened year of 1989, still perceives TIES in Synergism II because he ONLY consults the sorted rankings. He is a GOOD handicapper and has had to sign a few W-5 payoff window tax forms. Yet, in this race he tried to take a short cut and as a result complained about, "The annoying number of TIES in the Synergism II readouts."

Here is a sample from his readout of the 8th race at Santa Anita on December 28, 1988:

RACE # 8 SYNERGISM II

1-28-81

RACE: 012808 DIST: - 8.5 FURLONGS COMMENTS: HNDGP, 125K

SETUP 111 141.2

NAME	F W	E P	S P	T T	F X	W X
WHITE M	② 53.85	54.05	53.65	53.99	53.56	53.71
ANNOCON	③ 53.84	55.26	52.43	52.98	53.07	53.45
CARITA	⑤ 53.63	54.29	52.97	53.15	53.33	53.48
MISS BR	④ 53.69	54.60	52.71	53.98	53.12	53.40
BAYA	① 53.89	54.43	53.34	53.08	53.92	53.90

Face	F 1	F 2	F 3	S C	SC B/L
ANNOCO	56.54	52.89	49.59*	55.26	ANNOCON 0.00
BAYA	55.59	52.24	52.24	54.43	MISS BR 2.92
MISS B	55.26	54.84	50.98	54.60	BAYA 3.67
CARITA	55.02	52.98	51.64	54.29	CARITA 4.28
WHITE	53.86*	54.42	53.26	54.05	WHITE M 5.38

RANKINGS

	F W	E P	S P	T T	F X	W X	L P	D R	MED E
P BAYA	1	3	2	3	1	1	2	2	67.36 ✓ PLACE
S ANNOCO	1	1	⑤	4	⑤	3	④	2	68.81 ✓ SHOW
WHITE	1	5	1	1	2	2	1	1	67.03 ✓
W MISS B	2	2	4	1	4	4	3	1	68.35 ✓ WIN
CARITA	3	4	3	2	3	3	2	3	67.65 ✓

He saw Baya, Anno and White tied for #1 Factor W. Granted, they ARE close. Well they should be. This was a highly contested \$125,000 Handicap race. On the OTHER Paragon ranking: the DR. FACTOR, the SORT says that White and Miss Be are tied for first and Baya and Anno are tied for second. But Anno ranks 5 in Sustained and FACTOR X. This means that Anno ONLY has an EARLY edge...

Look at how Anno begins to decelerate at TURN TIME. It cannot hold on to WIN against the Turn Time fractions of ANY contender except Carita. Its woeful 49.59 Third Fraction, the "contention fraction-in this kind of race, confirms this. White, as noted by the client, came off a TURF race, thus inflating its Turn Time and Third fraction. Even so, its first fraction deficiency relative to Anno, Baya and Miss B, tells us to discard it or take it off a dirt performance.

The fact that White and Carita are 5.38 and 4.28 lengths behind at the 2nd Call should also serve as a negative warning. Hence White is NO LONGER at tie in W or Dr. Carita throws itself out. This leaves us with Baya, the BEST looking horse in the race who finished second (as so many BEST looking horses do.) Miss B, who won, and Anno, finishing third.

When you evaluate a race solely on the SORT RANKINGS, you are repealing the Emancipation Proclamation. Use ALL the readouts. Evaluate the race from the fractions, the compounded Pace Ratings and an analysis of 2nd call beaten lengths. Keep a Track Profile on MEDIAN ENERGY, Third Fraction minimums, Turn Time requirements AND winner-place horse average lengths behind at the 2nd Call and you will not be dismayed by apparent ties.

ANALYSIS OF A



PROBLEM

RACE

Tom Hambleton is one of the bright shining "new" stars of PIRCO. Actually, like many "overnight" sensations, Tom isn't all that new. He's been a client about as long as I have, but only recently has conquered himself well enough to start contributing. His work with the third fraction parallel time chart, that has been sitting in the manuals waiting for someone to notice, is nothing short of brilliant.

His work with third fractions, and his willingness to help others has made him a hero to the many clients he has helped turn around. For some reason, the Third Fraction Energy Ratings seem to speak to those who misuse or don't understand all our other procedures.

Tom originally submitted this article as the second in his series on using the FFER numbers. Space considerations had me in a bind. I either had to cut something else, or not run a problem race. I certainly didn't want to cut Tom, but the problem race is our most popular feature. Suddenly, inspiration. A snip here, a change there and viola, Tom had just written up his first Problem Race column for The Follow Up. I'm sure you all join me in hoping we get many more from this gifted handicapper.

- Dick Schmidt

* * * * *

I am very pleased with the reaction to my FFER work. I have literally talked with people all over the country and it seems to be working for everyone. In this month's column, I am going to try and address the most commonly asked questions and give everyone some food for thought.

The purpose of our methodology is to make it our own. Try different approaches and see what works. Everyone brings with them a certain set of ideas and/or information. Some folks must overcome some old ideas, others are learning for the first time. The Final Fraction Energy Ratings came out of a necessary bit of research for myself. I did not know what a good final fraction was or how it

affected or did not affect the outcome of a particular race. I am now just beginning to realize how I can literally have a complete overview of a race and can see the field turning for home and know who can keep up and who cannot.

The most commonly asked question is about adjusting. Here's what I do and the thinking behind it. I always like to establish who is going to set the pace and the FFER they are capable of running. Now I have a target to shoot at. If your pacesetter has the best FFER, head for the window as I think this is the best bet in racing. Unfortunately, most of the time this is not the case.

Next, I look at all the horses in the in the race to determine who can gain ground on the leader and who cannot. At this point I have not adjusted anyone and the only horses I ever adjust are those that have large FFER's in contrast to the rest of the field. These will include, but are not limited to, interior fractions from route races, slow half mile times in sprints, slower second call time in routes, etc. Most of the time adjusting is not a big part of my handicapping. As Doc says: "never deny what a horse has run," and I usually try to stay as close to raw numbers as I can.

There are differences in distances however, and I use the observation technique to determine what they are. If I don't know what the difference between, say 6f and 6.5f, I will check as many past performances as I have and see if there is any difference at the track under consideration. If I can't find the answer I can always pass a race and answer the question later. That is how I learned it and I hope you will too!

There is a reason we don't just adjust the chart in order to reflect any differences: there are slight differences between one track and another, and it is up to the individual to understand and chart these differences. The race under consideration today is a typical race in Southern California and includes some problems clients seem to have trouble with.

Let's take a look at the field and see how they match up.

2nd Santa Anita



6 FURLONGS. (107%) CLAIMING. Purse \$22,000. 3-year-olds. Weight, 121 lbs. Non-winners of two races since December 25 allowed 2 lbs.; of a race since then, 4 lbs.; since December 1, 6 lbs. Claiming price \$25,000; if for \$22,500 allowed 2 lbs. (Races when entered for \$20,000 or less not considered.)

Coupled—Restless Galaxy and Precocious Knight.

Triptomaui

VALENZUELA P A

115

Own.—Handicapping Kid Stable

26Jan89-5GG 6f :22 :45 1:10 1ft 38 118 53 33 33 1 1/2

26Jan89-Bumped 3/16

9Sep88-6Lga 6f :22 :46 1:12 2ft 53 120 42 42 65 10 10

Mar 3 SA 5f m 1:03 H

Feb 2 GG 5f m 1:02 H

Re. g. 3, by Kamehameha—Stone Jumper, by Stonewalk

Br.—Newmarket Stables Inc (Va)

Tr.—Hess R B Jr

1989 1 1 0 0 \$4,950

1988 1 M 0 0 \$25,000

Lifetime 2 1 0 0 \$4,950

Mills J W 6

M2000 88-17 Triptomaui, Raketmensch, Kid0War 9

Arias J D Jr 11 Mc2500 64-27 TroysFriend, MerriNot, NvrbnOptin 11

Jan 22 GG 4ft :51 2 H

Jan 14 BM 3f gd :37 3 H

Greek Myth

SOLIS A

115

Own.—Goldstein S

11Feb89-5SA 6f :22 :46 1:14 m 15 117 31 52 69 6 19

5Feb89-6GG 1 :46 1:11 1:39 2gd 53 117 1 1 41 57 3

19Jan89-8BM 1 ①:47 1:12 1:39 4gd 43 117 32 22 23 65 1

24Dec88-8BM 1 :46 1:11 1:36 4sy 36 115 31 43 58 7 22

24Dec88—Steadied 7/8

4Dec88-8BM 1 :46 1:11 1:37 3ft 22 117 1 1 2 26

4Dec88—Ducked out start

16Nov88-4BM 1 :46 1:12 1:39 1sy 23 118 13 14 16 17

5Nov88-8BM 6f :22 :45 1:11 ft 20 118 55 65 67 77 1

10Sep88-18M 1 :47 1:12 1:38 ft 23 118 63 53 53 47 1

27Aug88-4BM 6f :22 :46 1:10 4ft 53 118 41 52 32 31 1

9Aug88-7BMf 6f :22 :45 1:11 ft 31 118 63 63 42 43

Mar 7 SA 4ft :48 H

Mar 1 SA 4ft :50 4 H

Feb 22 SA 4ft :50 3 H

Feb 2 GG 4ft :48 2 H

Dk. b. or br. g. 3, by Turn to Mars—Aggregate, by Gallant Man

Br.—Rancho Jonata (Cal)

Tr.—Fanning Jerry

1989 3 0 0 0 \$475

1988 3 1 2 2 \$15,400

Lifetime 12 1 2 2 \$15,475

Solis A 4

Aw32000 49-31 ValintPete, Mui'sEgle, OleHnk McGill 6

Hummel C R 3 Aw19000 60-24 Terrorized, DanceOnWater, HnoHno 6

Kaenel J L 3 Aw17000 68-21 Flint, Hano Hano, Getting Busy 10

HmmlCR 1 LeInd Stndf 62-22 RobAnPlndr, BsCmp, FlyngContmli 9

Kaenel J L 1 Aw17000 74-20 Base Camp, Greek Myth, HanoHano 7

Kaenel J L 1 M20000 72-28 Greek Myth, Flying Over, Giantized 9

Kaenel J L 1 Mdn 77-18 Notlottik, GryWhie, PhyllisChoice 12

Diaz A L 2 Mdn 70-13 DeadlyDeception, Halografo, MrDon 8

Hummel C R 2 Mdn 84-15 FbulousGuy, Fortnr'sLuck, GrkMyth 9

Diaz A L 5 Mdn 80-20 Pimn, Fortnr'sLuck, SnsitivProgrm 12

Miracle Mystery

VALENZUELA F H

1165

Own.—Abtahi—Adudell—Coelho et al

26Feb89-3SA 6f :22 :45 1:11 ft 3 118 51 52 52 53 1

26Feb89—Checked 5 1/2; crowded 5/16

16Feb89-1SA 6f :21 4 :45 1:11 ft 53 117 1nd 11 12 13 1

2Feb89-5SA 6f :21 3 :45 1:11 ft 16 118 1nd 1 3 3k 53 1

16Jan89-2SA 7f :22 :45 1:25 2ft 9-5 1135 31 1 1 1 1 1 1 1

16Jan89—Jumped track marks 5 1/2; bumped late

2Jan89-4SA 6f :21 3 :44 1:10 1ft 3 1135 76 54 35 27 1

2Jan89—Broke slowly; lugged out 3/8

24Dec88-2Hol 6f :22 :45 1:18 m 17-5 1135 65 52 45 61 0 1

24Dec88—Broke slowly, wide

10Dec88-4Hol 6f :22 :45 1:11 ft 43 118 42 1nd 2nd 2nk

10Dec88—Broke slowly

Mar 4 SA 5f m 1:01 2 H

Feb 23 SA 4ft :47 H

Feb 15 Hol 3ft :37 2 H

Jan 23 Hol 5ft 1:00 H

Ch. g. 3, by Hunting Party—Chasvera Too, by Good Counsel

Br.—Brogan C (Cal)

Tr.—Stake Melvin F

1989 5 2 1 0 \$25,500

1988 2 M 1 0 \$3,000

Lifetime 7 2 2 0 \$28,500

Valenzuela P A 2

32000 77-14 BickDuzy, CleverSpch, MgcJohnson 8

ValenzuelaPA 12 25000 82-21 MiracleMystery, WaltzingSss, Trgo 12

Solis A 2 32000 78-18 GngRsocks, Ptzcuro, HombrHmbr 11

ValenzuelaFH 2 M32000 73-15 MircleMystery, BlzBoris, EvrOnTim 12

ValenzuelaFH 6 M32000 79-13 BlvltToM, MrcilMystry, ScotOfFrtn 12

ValenzuelaFH 7 M32000 75-23 NonEdwrdo, BtOutOfHil, RockSukr 12

ValenzuelaPA 9 M32000 87-17 LghtnngPrt, MrcilMystry, SctOfFrtn 12

Restless Galaxy

DAVIS R G

119

Own.—Summa Stable

1Feb89-5SA 6f :22 :45 1:10 1ft 30 116 99 91 918 922 3

Feb89—Bumped start

19Jan89-7SA 6f :22 :44 1:09 2ft 83 117 68 — — —

19Jan89—Pulled up

20Dec88-4SA 6f :21 4 :45 1:10 2ft 43 118 42 2nd 1nd 11 1 1

18Jan88-4Hol 5f :21 4 :45 1:04 4ft 46 117 910 79 58 65

4Jan88-4Hol 5f :21 3 :45 1:04 3ft 22 117 65 55 46 81 0 1

20May88-4Hol 5f :22 :45 1:07 4ft 15 117 107 101 912 919

20May88—Steadied 3/8

Mar 5 SA 5f m :59 1 H

Feb 27 SA 4ft :48 H

Feb 22 SA 4ft :49 3 H

Feb 15 SLR 1st 3ft :36 3 H

B. c. 3, by Galaxy Libra—Restless Love, by Restless Wind

Br.—Brilliant W (Ky)

Tr.—Frankel Robert

1989 2 0 0 0

1988 4 1 0 0 \$9,350

Lifetime 6 1 0 0 \$9,350

Hawley S 3

50000 64-15 Gndlmn'sStyl, MgcJhnsn, SpcyYllU 10

Stevens G L 1 Aw31000 — — Movinglkwnnr, BgConvcton, Mr.O.P. 6

Stevens G L 8 M32000 86-12 RestlessGlx, Televized, Quickstitch 12

Olivares F 8 Mdn 85-13 GretGns, DowntownDvy, ExmplyLdr 9

McCarron C J 8 Mdn 81-16 MountinGhost, GretGns, PidsPromis 8

Olivares F 4 Mdn 78-16 MusicMrci, ShippingTm, PdsProms 10

Pocketful Of Aces**OLGUIN G L**

Own.—Bradley & Englekirk

26Feb88-35A 6F :22 :452 1:11 ft

26Feb88—Steadied near 3/8

15Feb88-55A 6F :213 :45 1:103ft

3Feb88-35A 1 1/2 :461 1:112 1:444ft

3Feb88—Checked 1/8

7Jan88-75A 6F :212 :444 1:101ft

7Jan88—Broke out, bumped; wide into stretch

10Dec88-6Hol 6F :22 :451 1:102ft

30Nov88-6Hol 6F :222 :461 1:112ft

30Nov88—Steadied 1/2

30Oct88-65A 6F :214 :451 1:17 ft

15Sep88-60Mr 6F :214 :452 1:174ft

Jan 25 SA 5 ft :534 H

1105

B. g. 3, by Full Pocket—Nona's Review, by Reviewer

Br.—Wood Mrs M L (Ky)

Tr.—Marikian Charles M

Lifetime 8 1 0 0 \$9,350

84 74 64 67 1/2 Olivares F4

32008 75-14 BickDuzy,CleverSpch,MgcJohnson 8

Valenzuela F H3 40000 77-17 Pttin'ForEgl,MgcJohnson,CirfIHtr 8

Valenzuela F H8 40000 86-17 ScoutOffortune,ItsRoyty,DimeTim 8

Aw31000 67-14 SttngAppl,RomnAv,NotorousPlsur 10

Stevens G L4 c50000 82-15 BickJckAttc,MgcJhnsn,Gntlmn'Sti 8

Stevens G L6 M50000 85-15 PocktfulOfAcs,StylishStd,MchLoot 12

Sibille R9 Mdn 77-13 CroLover,SundySilence,GrnStorm 12

Baze R A5 Mdn 71-17 QnMry'sBoy,MrThnGrn,FlyTlDwn 12

Plantation Paul**PATTERSON A**

Own.—Mazzone P A

17Nov88-7Hol 6F :223 :454 1:104ft

17Nov88—Bumped start

16Aug88-3AC 5F :22 :452 :581ft

2Aug88-9AC 5F :221 :451 :582ft

Mar 6 SA 5 ft 1:012 H

Mar 1 SA 5 ft 1:161 H

Feb 23 SA 5 ft 1:004 H

Feb 18 SA 5 ft 1:014 H

113

B. g. 3, by Martini Paul—Plantation Belle, by Coulee Man

Br.—Dellinger J C (Cal)

Tr.—Mazzone Paul A

Lifetime 3 1 0 0 \$2,614

96 93 91 92 1/2 Ortega L E 1

50000 67-22 Morlndo,MgcJohnson,TaciousTom 9

GarcilopezJH 1 M16000 36-16 PlantationPaul,SocilPort,MestroM. 6

EspdlMA 3 Spdy Gnziz 65-15 Pokrito,AlbertoAlberto,CliforniDuk 5

Waltzing Sass**BLACK C A**

Own.—Longo I S

16Feb88-ISA 6F :214 :451 1:111ft

26Feb88-55A 6F :213 :45 1:111ft

26Feb88—Broke in, stumbled, bumped start; 6 wide into drive

19Jan88-55A 1 :462 1:12 1:39 ft

6Jan88-55A 1 :46 1:113 1:381m

6Jan88—Bumped early drive

26Oct88-35A 6F :214 :452 1:111ft

26Oct88—Bumped start

16Oct88-75A 6F :21 :442 1:103ft

25Sep88-12Fpx 1 1/2 :462 1:123 1:45 ft

25Sep88—Bumped hard start

25Sep88-30Mr 6F :214 :45 1:093ft

10Aug88-6LA 6F :214 :462 1:182ft

1Aug88-9LA 6F :222 :464 1:131ft

Mar 5 SA 5 ft :592 H

Feb 26 SA 5 ft :593 H

Jan 31 SA 4 ft :492 H

Jan 25 SA 5 ft 1:022 H

115

Ch. c. 3, by Sassafras (Fra)—Waltzing Blade, by Blade

Br.—Cassidy-Cassidy Partnership (Ky)

Tr.—Stute Melvin F

Lifetime 11 2 1 2 \$33,800

62 43 22 23 1/2 Black C A 2

25000 78-21 MiracleMystery,WaltzingSss,Trgo 12

109 108 99 101 1/2 Stevens G L 5

32000 72-18 GingerSocks,Ptzuro,HombrHombr 11

62 42 42 45 Stevens G L 6

32000 68-23 Dime Time,Bargainaul,Caro'sRuler 10

66 84 98 91 1/2 ValenzuelaFH 10

40000 66-20 AgnKing,Prt'sAdvntur,John'sRvng 10

c32000 82-16 Waltzing Sass, Rip Curl, Morlando 9

Pedroza MA 1 Aw31000 75-16 BetOnTheBlurr,Irish,ManstshRidge 9

PdrozMA 5 Gwy T Gwy 76-12 Endow, Magnetized, Waltzing Sass 7

Pedroza M A 3 40000 73-15 BigConviction,Brillintizd,WltzngSss 6

31 31 2nd 12 1/2 Fernandez AL 8 M32000 85-10 WltzngSss,BrigdirsGlory,HyWinnr 10

2nd 1st 31 56 1/2 Fernandez A L 2 Mdn 70-19 GreenNote,Extorsion,SerchingNtiv 8

Bucks For Bob ***CORRAL J R**

Own.—Harrington M

16Feb88-ISA 6F :214 :451 1:111ft

19Jan88-55A 1 :462 1:12 1:39 ft

2Jan88-ISA 6F :22 :452 1:104ft

24Dec88-7Hol 6F :222 :463 1:133sy

30Dec88-5Hol 6F :221 :454 1:111ft

30Dec88—Wide 3/8

27Nov88-3Hol 6F :223 :462 1:123gd

30Oct88-8YM 1 1/2 :47 1:104 1:434ft

16Oct88-10YM 6F :222 :452 1:104ft

18Sep88-9Pla 6F :223 :47 1:161gd

15Sep88-6Lga 6F :221 :463 1:121ft

Mar 5 SA 4 ft :474 H

1105

Dk. b. or br. g. 3, by Son of a Buck—Yakima Swinger, by Canadian Gil

Br.—Pulse R F (Wash)

Tr.—Harrington Patricia

Lifetime 13 3 2 8 \$17,046

96 105 75 75 Corral J R 5

25000 77-21 MiracleMystery,WaltzingSss,Trgo 12

87 75 71 71 1/2 Olguin G L 7

28000 59-23 Dime Time,Bargainaul,Caro'sRuler 10

53 62 74 79 Olguin G L 8

32000 75-13 Targo, Bally Car Road,GingerSocks 8

45 45 32 11 1/2 Olguin G L 5

35000 74-23 BucksForBob,AegenKing,CkeForOn 7

52 63 64 75 1/2 Black C A 9

28000 80-16 Bye Bye, Upinthesky, Targo 9

42 45 66 67 1/2 Black C A 1

35000 72-24 RipCurl,CorazonBravo,BallyCarRod 6

62 63 76 85 1/2 StckMD10 Y M Fl Fut

87-11 PrieCptin,Iwillgetunthnd,Lndwr 10

2nd 3rd 32 23 Stocke M D 6 Juvenile

87-14 Dncr'sDoubt,BucksForBob,EtrniFr 10

58 48 31 22 OchoR8 Stng Stne H

Iwillgtunthnd,BucksForBob,HvnDrv 8

23 2nd 11 14 1/2 Malgarini T M 4

12500 75-24 BcksForBob,PrfctAddtn,PlrStrm 11

Hombre Hombre**BAZE R A****115**

Own.—Siegel M—Jan-Samantha

15Feb89-55A 6f :213 :45 1:103ft

5 116

15Feb89—Veered in start

2Feb89-55A 6f :213 :45 1:111ft

4 115

20Oct88-55A 6f :213 :44 1:084ft

48 120

5Oct88-75A 1 :453 1:112 1:374ft

19 116

23Aug88-70mr 6f :214 :45 1:163ft

3 120

3Aug88-80mr 6f :22 :44 1:084ft

7 117

3Aug88—Wide

19Jun88-8GG 5f :21 :44 1:023ft

4 117

19Jun88—Bobbled start

26May88-4Hol 5f :22 :46 :59 ft

8-5 117

Mar 7 SA 3 ft :36 H

Feb 25 SA 4 ft :47 H

B. g. 3, by Staff Writer—Tea Cake, by Knight in Armor

Br.—Culpepper Thoroughbreds Etal (Cal)

Tr.—Mayberry Brian A

Lifetime 8 1 8 2 \$25,908

21 21 32 67 3 Solis A Z

1989 2 0 0 1 \$3,600

1988 6 1 0 1 \$23,300

40000 77-17 Ptn'ForEgl,MgcJohnson,CirfIHtr 8

Baze R A 3 32000 79-18 GingrSocks,PtzCuro,HombrHombr 11

Pedroza MA 3 Aw27000 76-13 PstAges,MightBRight,NightZpplin 11

Pedroza MA 2 Aw34000 42-21 FlyngContnntI,MrvlosMn,CnnnMn 10

Solis A 3 Aw31000 77-18 CrownCilctn,Intn'sGld,ShpgngTm 9

Delhoussaye E 3 GGrdn 79-11 Rob An Plunder, Bruho, Bold Bryn 6

HnsenRD1 3 Kndgrtn 85-19 KngGloros,RobAnPlndr,HmbrHmbr 7

Delahoussaye E 3 Mdn 91-17 HombreHombre,Upinthesky,Verfno 7

Jan 27 SA 5 ft 1:41 H

Rip Curl**STEVENS G L****113**

Own.—Alexander M B

2Feb89-55A 6f :213 :45 1:111ft

4 116

2Feb89—Bumped start; lugged in backstretch

2Jan89-15A 6f :22 :45 1:104ft

2 120

2Jan89—Bobbled start

16Dec88-5Hol 1 :45 1:11 1:38 sy

4 116

16Dec88—Ducked out break

27Nov88-3Hol 6f :223 :46 1:123gd

3-2 115

20Oct88-35A 6f :214 :45 1:111ft

2 116

25Sep88-30mr 6f :214 :45 1:093ft

6 116

25Sep88—Veered in start; bore out backstretch; 3/8 turn

18Aug88-20mr 6f :22 :46 1:121ft

19 117

3Aug88-60mr 6f :22 :45 1:104ft

8 118

Mar 6 Hol 6 ft 1:14 H

0 Feb 27 Hol 6 ft 1:12 H

B. c. 3, by O Big Al—Pecos Silver, by Isle of Greece

Br.—Rettelle B (Cal)

Tr.—Mitchell Mike

Lifetime 8 2 1 0 \$24,158

31 54 101311163 Valenzuela P A 3

1989 2 0 0 0 \$525

1988 6 2 1 0 \$23,625

32000 65-18 GingrSocks,PtzCuro,HombrHombr 11

Baze R A 1 32000 79-13 Targo, Bally Car Road,GingerSocks 8

Baze R A 11 40000 57-24 Lord'sLns,Prt'sAdvntr,ColorfIHtr 11

Baze R A 3 40000 79-24 RipCurl,CorazonBravo,BallyCarRod 6

McCarron C J 3 c28000 81-16 Waltzing Sass, Rip Curl, Morlando 9

Delahoussaye E 1 40000 73-15 BigConviction,Brillintiz,WitzngSss 6

Black C A 4 M32000 77-18 Rip Curl, Bargainaul, French Sass 12

Black C A 10 M50000 67-11 Ters:nMyEyes,SerrnoStr,TuffBoss 12

Feb 20 Hol 4 ft :43 H

Feb 15 Hol 3 ft :36 H

Murt Munson**DELAHOUSAYE E****115**

Own.—Garcia & Shirley

1Jan89-9AC 6f :232 :46 1:102ft

2 113

7Jan89-9AC 6f :232 :46 1:14 gd

4-5 116

10Dec88-9AC 6f :222 :44 1:084ft

8-5 111

26Nov88-5AC 6f :23 :45 1:12 m

2-3 117

9Nov88-3AC 6f :224 :45 1:101ft

1 117

Mar 5 SA 5 ft 1:08 H

Feb 26 SA 6 ft 1:15 H

Gr. g. 3, by Mendel—Travelin' Jean, by Al Hattab

Br.—Chen W A (Cal)

Tr.—Garcia Victor

Lifetime 5 1 2 1 \$4,968

31 21 21 24 Flores D R 1

1989 2 0 2 0 \$2,200

1988 3 1 0 1 \$2,760

Aw6000 83-16 Bye Bye,MurtMunson,SteadyNative 6

Aw5000 68-37 SteadyNative,MurtMunson,DonMax 6

Aw6000 85-12 TropicalBlme,BitO'Dip,FleetingFog 6

Aw5000 76-23 Galanuis, CakeForOne,MurtMunson 6

AlwM 88-14 MurtMunson,Acrossword,WinMarty 7

Feb 19 SA 5 ft 1:01 H

Feb 12 AC 5 ft :59 H

Chens Desert Song**SIBILLE R****115**

Own.—Fought R

19Jan89-55A 1 :46 1:12 1:39 ft

25 115

16Dec88-5Hol 1 :45 1:11 1:38 sy

29 116

16Dec88—Wide into drive

16Nov88-7Hol 1 :45 1:11 1:39 ft

32 116

2Nov88-7BM 1 :46 1:11 1:38 ft

18 115

2Nov88—Bumped start

12Oct88-2SA 6f :212 :44 1:103ft

34 114

27Sep88-7Fpx 6f :22 :46 1:121ft

12 117

27Sep88—Checked far turn

25Sep88-30mr 6f :214 :45 1:093ft

33 114

25Sep88—Wide into stretch

26Jly88-4LA 6f :222 :47 1:143ft

12 118

Mar 6 Hol 3 ft :33 H

Feb 26 Hol 5 ft 1:04 H

Ch. g. 3, by Libra Monti—Balcony Song, by First Balcony

Br.—Chen W P (Cal)

Tr.—Passey Blake

Lifetime 8 1 1 0 \$14,205

9121012102110373 Sibille R 10

1989 1 0 0 0

1988 7 1 1 0 \$14,205

32000 35-23 Dime Time,Bargainaul,Caro'sRuler 10

40000 52-24 Lord'sLns,Prt'sAdvntr,ColorfIHtr 11

40000 66-22 Caro'sRuler,ChensDesertSong,Trgo 7

20000 47-27 MichaelDer,DanceOnWater,HnoHno 9

40000 71-19 SkyVrdict,Michlbrry,ColorfulHtr 12

32000 81-11 SensitiveProgrm,RockyReb,Chilinc 9

35000 73-15 BigConviction,Brillintiz,WitzngSss 6

M32000 70-21 ChnsDsrtSong,MsciBond,ABtOfOb 10

Feb 19 Hol 4 ft :47 H

Feb 6 Hol 3 ft :33 H

TRIPTOMAUI - Just broke his maiden in a low level maiden race at Golden Gate, but it was in fast time and his FFER is a terrific 89, definitely a contender.

GREEK MYTH - The only myth about this horse is that he can run.

MIRACLE MYSTERY - Our pacesetter, and I would call him our par horse. He has won at today's level and seems to be very consistent, his rating is 80 and this is our target.

RESTLESS GALAXY - Drops in class today off a terrible effort against much tougher horses. I personally don't pay much attention to the last line if a horse has never shown the ability to run with that particular class level. His recent workouts and an 83 rating against a faster pace than he will face today are all I need to keep this horse in as contender.

POCKETFUL OF ACES - This horses most recent races are poor and his rating of 79 is a non-contender; eliminate.

PLANTATION PAUL - I just eliminated him on inspection.

WALTZING SASS - His rating of 83 five back at first glance would seem to make him a contender today, since that race was at \$32,000 and today's race is at 25000. Class levels are man made, and don't change the fact that this horse will be 4 lengths behind at the second call and is not going to make up any ground against RESTLESS GALAXY, who figures to be able to press the pace against MIRACLE MYSTERY. I eliminated this horse because he will not set or be part of the pace picture today.

BUCKS FOR BOB - One look at this guy and I could tell he can't keep up.

HOMBRE HOMBRE - Even though his ratings are poor, he figures to be part of the pressure to our leader, so I would keep him in my computer. Besides, it was a great movie starring Paul Newman and I have hopes for this horse.

RIF CURL - Non contender, eliminate.

MURT MUNSON - Good rating at AC, but look at the quarter mile time, 23:2. Adjust this to a 21:4 (today's projected quarter) and his rating becomes a 77. Sorry, but this guy can't run with this field.

CHENS DESERT SONG - Eliminate.

Let's see how the field shapes up heading for home. Not to much trouble separating this group. The two 83's win the prize. They figure 4 lengths (points) better than the rest of the field and the computer is not even necessary.

Let me explain why I chose to adjust TRIPTOMAUI. Golden Gate is approximately 1 second faster than Santa Anita (5 points). Also, the 2nd call time was one-fifth slower than the fastest horse's 2nd call time. This is an example of adjusting that does work. I was not sure the

adjustment for Golden Gate, however, I can say that when horses ship to Santa Anita from Golden Gate they run about 1 second slower. So, I felt a 5 point adjustment was okay. I also deducted 1 additional point to allow for the slower 2nd call time compared to RESTLESS GALAXY. I also adjusted MIRACLE MYSTERY to the faster times. The race was quite clear to me but somehow the crowd got confused as to who would win, as you can see by the results chart.

	2nd Call Btn. Lng.	FFER	Adj. to Pace	Actually Ran
Miracle Mystery	0	80	79	79
Restless Galaxy	0	83	83	83
Hombre Hombre	-1	77	77	85 (5 L. off)
Triptomaui	-3.5	89	83	82

* * * * *

Editor's Note:

Most of the time, unless I'm writing about a race that I handicapped myself, I don't really know if the author of the Problem Race actually played the race as brilliantly as they all say they did. This time, I was sitting next to Tom when we handicapped the race together. In my first pass through the card, I had more or less eliminated Restless Galaxy as a contender. I was hot for Triptomaui. I thought the horse could destroy this field, and I thought the price should be generous, as the Southern California snobs don't believe horses from up North can run with ours.

Tom convinced me that Restless Galaxy deserved another look. In the end, I wound up betting the horse with enthusiasm after I ran the race through Synergism II. The 5 Early for Trip and the 70.36% M for Hombre are enough to toss them from win consideration. (Remember, this is Santa Anita). So who looks good to you? Paid \$18, too.

Name	F W	E P	S P

TRIP	55.75	56.90	55.18
REST	55.68	57.89	54.57
WALTZ	55.10	57.49	53.91
MIRAC	55.61	58.15	54.33
HOMB	55.26	58.30	53.74

NAME	F-1	F-2	F-3

Dream	60.30	56.96	53.47
MIRAC	60.30	56.16	50.51
HOMB	60.28	56.48	49.17
WALTZ	59.26	55.83	50.32
REST	58.88	56.96	51.25
TRIP	57.56	56.27	53.47

NAME	W E S T L D M E D E

TRIP	1 5 1 2 1 1 68.04
REST	2 3 2 1 2 2 69.32
MIRAC	3 2 3 3 3 3 69.74
HOMB	4 1 5 4 5 4 70.36
WALTZ	5 4 4 5 4 4 69.57

NAME	2nd Call B/L

HOMB	0.00
MIRAC	0.59
REST	1.09
WALTZ	2.16
TRIP	3.74

8

DAILY RACING FORM, FRIDAY, MARCH 10, 1989

2nd Santa Anita



6 FURLONGS. (1.07%) CLAIMING. Purse \$22,000. 3-year-olds. Weight, 121 lbs. Non-winners of two races since December 25 allowed 2 lbs.; of a race since then, 4 lbs.; since December 1, 6 lbs. Claiming price \$25,000; if for \$22,500 allowed 2 lbs. (Race when entered for \$20,000 or less not considered.)

Coupled—Restless Galaxy and Precocious Knight.

Triptomaui

VALENZUELA P A

115

Own.—Handicapping Kid Stable

26Jan89-5GG 6f :22 :45 1:10 1ft

26Jan89-Bumped 3/16

9Sep88-SLga 6f :22 :46 1:12 2ft

Mar 3 SA 5f :1:43 H

38 118

53 33 33 1 1/2

52 120

42 42 65 10 10

Feb 6 GG 5f :1:02 2 H

Re. g. 3, by Kamehameha—Stone Jumper, by Stonewalk

Br.—Newmarket Stables Inc (Va)

Tr.—Mess R B Jr

Lifetime 2 1 0 0

53 33 33 1 1/2

Mills J W

Jan 22 GG 4f :51 2 H

Feb 6 GG 5f :1:02 2 H

1989 1 1 0 0

1988 1 M 0 0

\$4,950

\$25,000

\$4,950

\$4,950

\$4,950

\$4,950

\$4,950

\$4,950

\$4,950

\$4,950

\$4,950

\$4,950

\$4,950

\$4,950

\$4,950

\$4,950

\$4,950

\$4,950

\$4,950

\$4,950

\$4,950

\$4,950

\$4,950

\$4,950

\$4,950

\$4,950

\$4,950

\$4,950

\$4,950

\$4,950

\$4,950

\$4,950

\$4,950

\$4,950

\$4,950

\$4,950

\$4,950

\$4,950

\$4,950

\$4,950

\$4,950

\$4,950

\$4,950

\$4,950

\$4,950

\$4,950

\$4,950

\$4,950

\$4,950

\$4,950

\$4,950

\$4,950

\$4,950

\$4,950

\$4,950

\$4,950

\$4,950

\$4,950

\$4,950

\$4,950

\$4,950

\$4,950

\$4,950

\$4,950

\$4,950

\$4,950

\$4,950

\$4,950

Greek Myth

SOLIS A

115

Own.—Goldstein S

11Feb89-SSA 6f :22 :46 1:14 m

15Feb89-SSA 6f :22 :46 1:14 m

19Jan89-88M 1 :47 1:12 1:39 4d

24Dec88-88M 1 :46 1:11 1:36 4sy

24Dec88-Steadied 7/8

40Dec88-88M 1 :46 1:11 1:37 4ft

40Dec88-Ducked out start

16Nov88-48M 1 :46 1:12 1:39 1sy

83Nov88-88M 6f :22 :45 1:11 ft

10Sep88-18M 1 :47 1:12 1:38 ft

27Aug88-48M 6f :22 :46 1:10 4ft

9Aug88-78mf 6f :22 :45 1:11 ft

Mar 7 SA 4f :48 H

15 117

31 52 69 6 19

5 117

11 1 41 57 1

4 117

32 22 23 65 1

36 115

31 43 58 72 2

22 117

1 11 2 26

2 118

13 14 16 17

20 118

55 65 67 77 1

2 118

63 53 53 47 1

2 118

41 52 32 31 1

3 118

63 63 42 43

3 118

63 63 42 43

3 118

63 63 42 43

3 118

63 63 42 43

3 118

63 63 42 43

3 118

63 63 42 43

3 118

63 63 42 43

3 118

63 63 42 43

3 118

63 63 42 43

3 118

63 63 42 43

3 118

63 63 42 43

3 118

63 63 42 43

3 118

63 63 42 43

3 118

63 63 42 43

3 118

63 63 42 43

3 118

63 63 42 43

3 118

63 63 42 43

3 118

63 63 42 43

3 118

63 63 42 43

3 118

63 63 42 43

3 118

63 63 42 43

3 118

Dk. h. or br. g. 3, by Turn to Mars—Aggregate, by Gallant Man

Br.—Rancho Jonata (Cal)

Tr.—Fanning Jerry

Lifetime 12 1 2 2

51 52 53 55 1

Solis A 4

Hummel C R 2

Kaenel J L 3

HmmlCR 1

Kaenel J L 1

Kaenel J L 2

Kaenel J L 3

Diaz A L 3

Hummel C R 2

Diaz A L 5

Diaz A L 5

Diaz A L 5

Diaz A L 5

Diaz A L 5

Diaz A L 5

Diaz A L 5

Diaz A L 5

Diaz A L 5

Diaz A L 5

Diaz A L 5

Diaz A L 5

Diaz A L 5

Diaz A L 5

Diaz A L 5

Diaz A L 5

Diaz A L 5

Diaz A L 5

Diaz A L 5

Diaz A L 5

Diaz A L 5

Diaz A L 5

Diaz A L 5

Diaz A L 5

Diaz A L 5

Diaz A L 5

Diaz A L 5

Diaz A L 5

Diaz A L 5

Diaz A L 5

Diaz A L 5

Diaz A L 5

Diaz A L 5

Diaz A L 5

Diaz A L 5

Diaz A L 5

Diaz A L 5

Diaz A L 5

Diaz A L 5

Diaz A L 5

Diaz A L 5

Diaz A L 5

Diaz A L 5

Diaz A L 5

Diaz A L 5

Diaz A L 5

Diaz A L 5

Diaz A L 5

Diaz A L 5

1989 3 0 0 0

1988 9 1 2 2

Turf 1 0 0 0

\$15,875

\$15,875

\$15,875

\$15,875

\$15,875

\$15,875

\$15,875

\$15,875

\$15,875

\$15,875

\$15,875

\$15,875

\$15,875

\$15,875

\$15,875

\$15,875

\$15,875

\$15,875

\$15,875

\$15,875

\$15,875

\$15,875

\$15,875

\$15,875

\$15,875

\$15,875

\$15,875

\$15,875

\$15,875

\$15,875

\$15,875

\$15,875

\$15,875

\$15,875

\$15,875

\$15,875

\$15,875

\$15,875

\$15,875

\$15,875

\$15,875

\$15,875

\$15,875

\$15,875

\$15,875

\$15,875

\$15,875

\$15,875

\$15,875

\$15,875

\$15,875

\$15,875

\$15,875

\$15,875

\$15,875

\$15,875

\$15,875

\$15,875

\$15,875

\$15,875

Miracle Mystery

VALENZUELA F H

1165

Own.—Altahl-Adudell-Coele et al

26Feb89-3SA 6f :22 :45 1:11 ft

26Feb89-Checked 5 1/2; crowded 5/16

8Feb89-ISA 6f :21 :45 1:11 ft

26Feb89-SSA 6f :21 :45 1:11 ft

16Jan89-2SA 7f :22 :45 1:25 ft

16Jan89-Jumped track marks 5 1/2; bumped late

2Jan89-4SA 6f :21 :44 1:10 ft

2Jan89-Broke slowly; lugged out 3/8

24Dec88-2Hol 6f :22 :45 1:18 m

24Dec88-Broke slowly; wide

1Dec88-4Hol 6f :22 :45 1:11 ft

1Dec88-Broke slowly

Mar 4 SA 5f :1:01 2 H

3 118

51 52 53 55 1

52 117

1st 1

Pocketful Of Aces**OLGUIN G L**

Own.—Bradley & Englekirk

12Feb89-3SA	6f	:22	:452	1:11 ft	28	116	84 74	64 67 1/2	Oliveres F4	32000	75-14	BlckDuzy,CleverSpch,MgcJohnson	8		
26Feb89	—Steadied near 3/8														
15Feb89-SSA	6f	:213	:45	1:103ft	17	1115	42	53 1/2 55	78 1/2	Valenzuela F H3	40000	77-17	PttN'ForEgl,MgcJohnson,CirfHttr	8	
3Feb89-3SA	1 1/2	:461	1:112	1:444ft	9	1105	1st 1st	64 1/2 71 1/2		Valenzuela F H8	40000	66-17	ScoutOfFortune,ItsRoyalty,DimeTim	8	
3Feb89	—Checked 1/8														
7Jan89-7SA	6f	:212	:444	1:101ft	45	117	65 1/2 99	1014	919 1/2	Oliveres F6	Aw31000	67-14	SitngAppl,RomnAv,NotorousPlsur	10	
7Jan89	—Broke out, bumped; wide into stretch														
10Dec88-6Hol	6f	:22	:451	1:102ft	5	118	54 1/2 53 1/2	45	67 1/2	Stevens G L4	c50000	82-15	BlckJckAttc,MgcJhnsn,Gathnn'sStd	8	
10Nov88-6Hol	6f	:222	:461	1:112ft	6	118	63	51 1/2 1st 1st		Stevens G L6	M50000	85-15	PocktfulOfAcs,SlyshStd,MchLoot	12	
30Nov88	—Steadied 1/2														
30Oct88-8SA	6f	:214	:451	1:17 ft	20	118	42	31	45	68 1/2	Sibille R9	Mdn	77-13	CroLover,SundySilence,GrnStorm	12
11Sep88-60mr	6f	:214	:452	1:174ft	4	117	33	22 1/2	911	912 1/2	Baze R A5	Mdn	71-17	QnMry'sBoy,MrThnGrn,FlyTHDwn	12
Jan 26 SA	5 ft	:59 H													

B. g. 3, by Full Pocket—Mona's Review, by Reviewer

Br.—Wood Mrs M L (Ky)

Tr.—Marikian Charles M

Lifetime 8 1 0 0 \$9,350

1989 4 0 0 0

1988 4 1 0 0

\$25,000

\$9,350

Plantation Paul**PATTERSON A**

Own.—Mazzone P A

17Nov88-7Hol	6f	:223	:454	1:104ft	57	116	96 99 1/2	915	920 1/2	Ortega L E 1	50000	67-22	Morindo,MgcJohnson,TnciousTom	9	
17Nov88	Bumped start														
16Aug88-3AC	5f	:22	:452	:581ft	8-5	117	11 1/2	12	14	110 1/2	Garcilopez,HJM16000	86-16	PlantationPaul,SocilPort,Mestrom	6	
2Aug88-9AC	5f	:221	:451	:582ft	4	116	2nd	31 1/2	49	520	EspdlMA 3	Spdy Gnlz	65-15	Pokrito,AlbertoAlberto,CliforniDuk	5
Mar 6 SA	5 ft	:1:012 H													
Mar 1 SA	6 ft	:1:16 1/2 H													
Feb 23 SA	5 ft	:1:004 H													
Feb 18 SA	5 ft	:1:014 H													

B. g. 3, by Martini Paul—Plantation Belle, by Coulee Man

Br.—Dellinger J C (Cal)

Tr.—Mazzone Paul A

Lifetime 3 1 0 0 \$2,514

1988 3 1 0 0

\$22,500

\$2,514

Waltzing Sass**BLACK C A**

Own.—Lange I S

80	16Feb89-1SA	6f	:214	:451	1:111ft	21	115	62 1/2	43	22	23 1/2	Black C A 2	25000	78-21	MiracleMystery,WaltzingSss,Trgo	12
	2Feb89-SSA	6f	:213	:45	1:111ft	5 1/2	114	109 1/2	108	99 1/2	910 1/2	Stevens G L 5	32000	72-18	GingrSocks,Ptzuro,HombrHombr	11
	2Feb89	Broke in; stumbled, bumped start; 6 wide into drive														
	19Jan89-SSA	1	:462	1:12	1:39 ft	2 1/2	114	62 1/2	42	42 1/2	45	Stevens G L 6	32000	68-23	Dime Time,Bargainaul,Caro'sRuler	10
	6Jan89-SSA	1	:46	1:113	1:38 1/2m	7 1/2	1105	66	84 1/2	98	910 1/2	Valenzuela FH 10	40000	66-20	AgnKing,Prt'sAdvntur,John'sRvng	10
	6Jan89	Bumped early drive														
83	26Oct88-3SA	6f	:214	:452	1:111ft	6	118	63 1/2	32	21 1/2	1 1/2	Stevens G L 6	c32000	82-16	Waltzing Sass, Rip Curl, Morlando	9
	26Oct88	Bumped start														
	16Oct88-7SA	6f	:21	:442	1:103ft	52	116	81 1/2	81 1/2	78 1/2	810	Pedroza MA 1	Aw31000	75-16	BetOnTheBlurr,Irish,ManstshRidge	9
	25Sep88-12Fpx	1 1/2	:462	1:123	1:45 ft	11	114	31	1 1/2	21	39 1/2	PdrozMA 5	Gwy T Giry	76-12	Endow, Magnetized, Waltzing Sass	7
	25Sep88	Bumped hard start														
	25Sep88-30mr	6f	:214	:45	1:093ft	9 1/2	116	32 1/2	35 1/2	28	317 1/2	Pedroza M A 3	40000	73-15	BigConviction,Brillintizd,WltzngSss	6
	10Aug88-6LA	6f	:214	:462	1:182ft	9	118	31 1/2	31 1/2	2nd	12 1/2	Fernandez AL 3	M32000	85-10	WltzngSss,Brigdir'sGlory,HyWinnr	10
	1Aug88-5LA	6f	:222	:464	1:131ft	4	118	2nd	1st	31 1/2	56 1/2	Fernandez A L 2	Mdn	70-19	GreenNote,Extorsion,SerchingNtiv	8
	Mar 5 SA	5 ft	:592 H													
	Feb 26 SA	5 ft	:592 H													
	Jan 31 SA	4 ft	:492 H													
	Jan 25 SA	5 ft	:1:022 H													

Ch. c. 3, by Sassafras (Fra)—Waltzing Blade, by Blade

Br.—Cassidy-Cassidy Partnership (Ky)

Tr.—Stute Melvin F

Lifetime 11 2 1 2 \$33,800

1989 4 0 1 0

1988 7 2 0 2

\$25,000

\$6,150

\$27,650

Bucks For Bob ***CORRAL J R**

Own.—Harrington M

16Feb89-ISA	6f	:214	:451	1:111ft	75	1105	96 1/2	105 1/2	75 1/2	75	Corral J R	25000	77-21	MiracleMystery,WaltzingSss,Trgo	12
19Jan89-SSA	1	:462	1:12	1:39 ft	48	1115	87 1/2	75 1/2	710	714	Olguin G L7	28000	59-23	Dime Time,Bargainaul,Caro'sRuler	10
2Jan89-1SA	6f	:22	:452	1:104ft	8	1135	53 1/2	62 1/2	74 1/2	79	Olguin G L8	32000	75-13	Targo, Bally Car Road,GingerSocks	8
24Oct88-7Hol	6f	:222	:463	1:133sy	24	1115	45 1/2	45 1/2	32	11 1/2	Olguin G L5	35000	74-23	BucksForBob,AegenKing,CkeForOn	7
30Dec88-5Hol	6f	:221	:454	1:111ft	40	119	52 1/2	63 1/2	64 1/2	75 1/2	Black C A3	28000	80-16	Bye Bye, Upinthesky, Targo	9
9Dec88-Wide 3/8															
27Nov88-3Hol	6f	:223	:462	1:123gd	15	113	42	45 1/2	66 1/2	67 1/2	Black C A1	35000	72-24	RipCurl,CorazonBravo,BallyCarRod	6
30Oct88-8YM	1 1/2	:47	1:104	1:434ft	30	120	62 1/2	63 1/2	76 1/2	85 1/2	StckMD10 Y M FI Fut	87-11	PrieCptin,Iwiltgetuathnd,Lndwr	10	
16Oct88-10YM	6f	:222	:452	1:104ft	7 1/2	119	2nd	3rd	32	2 1/2	Stocke M D6	Juvenile	87-14	Dncr'sDoubt,BucksForBob,EtrnFr	10
18Sep88-9Pla	6f	:223	:47	1:167gd	2	121	58 1/2	48	31 1/2	220	OchoR8	Stng Stne H	—	Iwiltgunthnd,BucksForBob,HvnDrv	8
1Sep88-6Lga	6f	:221	:463	1:121ft	*3-2	120	23	2nd	11 1/2	14 1/2	Malgarini T M4	12500	75-24	BcksForBob,PrtctAddton,PirStrm	11
Mar 5 SA 4ft :474 H															

Ok. h. or br. g. 3, by Son of a Buck—Yakima Swinger, by Canadian Gil

Br.—Pulse R F (Wash)

Tr.—Harrington Patricia

Lifetime 13 3 2 0 \$17,040

1989 3 0 0 0

1988 10 3 2 0

\$22,500

\$17,040

Hombre Hombre**BAZE R A**

Own.—Siegel M-Jan-Samantha

15Feb89-SSA	6f	:213	:45	1:103ft	5	116	21	21	32	67 1/2	Solis A 2	40000	77-17	PttN'ForEgl,MgcJohnson,CirfHttr	8
15Feb89	-Veered in start														
2Feb89-SSA	6f	:213	:45	1:111ft	4 1/2	115	41 1/2	2 1/2	1st	33	Baze R A 3	32000	79-18	GingrSocks,Ptzuro,HombrHombr	11
28Oct88-SSA	6f	:213	:442	1:084ft	48	120	74 1/2	88	913	1017 1/2	Pedroza MA 3	Aw27000	76-13	PstAges,MightBRight,NightZpplin	11
50Oct88-7SA	1	:453	1:112	1:374ft	19	116	44	815	1027	1037	Pedroza MA 2	Aw34000	42-21	FlyngContnntl,MrvlosMn,CnnnMn	10
29Aug88-70mr	6 1/2	:214	:451	1:163ft	33	120	42	1st	31 1/2	611 1/2	Solis A 5	Aw31000	77-18	CrownClctn,Jnthn'sGld,ShppngTm	9
3Aug88-80mr	6f	:22	:444	1:084ft	7 1/2	117	52	54	58 1/2	514 1/2	DelhoussyeE6	Grdtn	79-11	Rob An Plunder, Bruho, Bold Bryn	6
3Aug88	-Wide														
19Jun88-8GG	5 1/2	:21	:44	1:023ft	4 1/2	117	69	58	48 1/2	312	HnsenRD1	Grdgrtn	85-19	KngGloros,RobAnPlndr,HmbrHmbr	7
19Jun88	-Bobbled start														
26May88-4Hol	5f	:221	:462	:59 ft	*8-5	117	1st	2nd	12	12 1/2	Delahoussaye E3	Mdn	91-17	HombreHombre,Upinthesky,Verfno	7
Mar 7 SA	3 ft	:36 H													
Feb 25 SA	4 ft	:474 H													
Jan 27 SA	5 ft	:1:014 H													

B. g. 3, by Staff Writer—Tea Cake, by Knight in Armor

Br.—CulpepperThoroughbredsEtal (Cal)

Tr.—Mayberry Brian A

Lifetime 8 1 0 2 \$26,900

1989 2 0 0 1

1988 6 1 0 1

\$25,000

\$3,500

\$23,300

Rip Curl**STEVENS G L**

Own.—Alexander N B

2Feb89-SSA	6f	:213	:45	1:11ft	41	116	31	54	10131116	Valenzuela P A	32000	65-18	GingerSocks,Plzcuro,HombrHombr	11	66		
2Feb89—Bumped start; lugged in backstretch																	
2Jan89-ISA	6f	:22	:452	1:104ft	*23	120	11	16d	16d	55	Baze R A	1	32000	79-13	Targo, Bally Car Road,GingerSocks	878	
2Jan89—Bobbled start																	
16Dec88-5Hol	1	:454	1:111	1:38	sy	4	116	16d	31	74	915	Baze R A	11	40000	57-24	Lord'sLns,Prt'sAdvntr,ColorfHltr	11
16Dec88—Ducked out break																	
27Nov88-3Hol	6f	:223	:462	1:123gd	*3-2	115	31	11	11	11	Baze R A	5	40000	79-24	RipCurl,CorazonBravo,BallyCarRod	6	
26Oct88-JSA	6f	:214	:452	1:11ft	*2	116	3nk	12	11	21	McCarron C J	3	c28000	81-16	Waltzing Sass, Rip Curl, Morlando	9	
25Sep88-3Dmr	6f	:214	:45	1:093ft	61	116	43	451	481	4171	Delahoussaye E	1	40000	73-15	BigConviction,Brillintizd,WltzngSss	6	
25Sep88—Veered in start; bore out backstretch; 3/8 turn																	
18Aug88-2Dmr	6f	:22	:46	1:121ft	19	117	11	2nd	11	11	Black C A	4	32000	77-18	Rip Curl, Bargainaul, French Sass	12	
3Aug88-6Dmr	6f	:221	:453	1:104ft	87	118	621	571	411	6161	Black C A	10	M50000	67-11	TersinMyEyes,SerrnoStr,TuffBoss	12	
Mar 6 Hol 6f 1:144 H																	
Feb 27 Hol 6f 1:122 H																	
Feb 20 Hol 4f 1:49 H																	
Feb 15 Hol 3f 1:36 H																	

Murt Munson**DELAHOUSSE E**

Own.—Garcia & Shirey

14Jan89-BAC	6f	:232	:46	1:102ft	21	113	31	21	21	24	Flores D R1	Aw6000	83-16	Bye Bye,MurtMunson,SteadyNative	85	
7Jan89-BAC	6f	:232	:464	1:14	gd	*4-5	116	531	551	31	21	Flores D R2	Aw5000	68-37	SteadyNative,MurtMunson,DonMax	6
11Dec88-BAC	6f	:222	:442	1:084ft	8-5	111	431	421	451	491	Flores D R4	Aw6000	85-12	TropicalBlme,BitO'Dip,FleetingFog	6	
26Nov88-BAC	6f	:23	:453	1:12	m	*2-3	117	42	43	211	33	Flores D R4	Aw5000	76-23	Galanuis, CakeForOne,MurtMunson	6
6Nov88-BAC	6f	:224	:451	1:101ft	*1	117	11	11	11	13	Flores D R5	AlwM	88-14	MurtMunson,Acrossword,WinMarty	7	
Mar 5 SA	5f	1:001	H													
Feb 26 SA	6f	1:154	H													
Feb 19 SA	5f	1:013	H													
Feb 12 AC	5f	1:594	H													

Chens Desert Song**SIBILLE R**

Own.—Fought R

19Jan89-SSA	1	:462	1:12	1:39 ft	25	115	9121012102110371	Sibille R 18	32000	35-23	Dime Time,Bargainaul,Caro'sRuler	10	82
16Dec88-5Hol	1	:454	1:111	1:38 sy	29	116	65 1011101010203	Sibille R 2	40000	52-24	Lord'sLns,Prt'sAdvntr,ColorfHltr	11	
16Dec88—Wide into drive													
16Nov88-7Hol	1	:453	1:112	1:391ft	92	116	411 32 211 21	Sibille R 1	40000	66-22	Caro'sRuler,ChensDesertSong,Trgo	7	81
2Nov88-7B	1	:463	1:112	1:383ft	18	115	971 914 918 9271	Tohill K S 3	20000	47-27	MichaelDer,DanceOnWater,HnoHno	9	
2Nov88—Bumped start													
12Oct88-2SA	6f	:212	:443	1:103ft	34	114	911 814111610141	Meza R Q 6	40000	71-19	SkyVrdict,Michlbrry,ColorfulHltr	12	
27Sep88-7Fpx	6f	:221	:461	1:121ft	12	117	851 912 77 441	Ortega L E 5	32000	81-11	SensitiveProgrm,RockyReb,Chilinc	9	
27Sep88—Checked far turn													
25Sep88-3Dmr	6f	:214	:45	1:093ft	33	114	671 681 611 5171	Ortega L E 2	35000	73-15	BigConviction,Brillintizd,WltzngSss	6	
25Sep88—Wide into stretch													
26Jly88-4LA	6f	:222	:474	1:143ft	12	118	11 14 12 11	Tohill K S 4	M32000	70-21	ChnsDsrtSong,MscI Bond,ABLOfob	10	
Mar 6 Hol 3ft :353 H Feb 26 Hol 5ft 1:043 H Feb 19 Hol 4ft :472 H Feb 6 Hol 3ft :353 H													

9506 SECOND RACE, 6 Furlongs, Purse: \$22,000, Claiming, Three year olds.
 Claiming Price: \$25,000-22,500. Value to Win \$12,100, 2nd \$4,400, 3rd \$3,300, 4th \$1,650, 5th \$550

9257 Restless Galaxy	Davis	119	4	7	4-1 1/2	3-1 1/2	2nd	1nd	8.40
... Triptomaui	P Valenzuela	116	1	4	1-1/2	1-1/2	1-1	2-2 1/2	5.00
9347 Hombre Hombre	Baze	115	9	10	12	10-2	7-2 1/2	3-1/2	3.80
9352 Bucks For Bob	Corral	110	8	3	11-1/2	9-1/2	5-1/2	4nd	60.70
9435 Miracle Mystery	F Valenzuela	116	3	6	3-1	2nd	3-1/2	Snk	3.00
9352 Waltzing Sass	Black	115	7	12	7-1/2	7-1	6-1	6-1 1/2	5.20
9435 Pocketful Of Aces	Olguin	113	5	8	6-1 1/2	4-1	4-2	7-5 1/2	25.30
... Murt Munson	Delahoussaye	116	11	1	Shd	6-1	8-2	8-2 1/2	13.80
9266 Rip Curl	G Stevens	114	10	9	8-1/2	8hd	10-3	9-2 1/2	7.10
9329 Greek Myth	Solis	115	2	5	2-1/2	Shd	9hd	10-2 1/2	25.80
8061 Plantation Paul	Patterson	114	6	11	9-1	11-1	11-1	11-1 1/2	109.70
9176 Chens Desert Song	Sibille	115	12	2	10-1	12	12	12	109.20

Time: 21.3, 44.4, 57.2, 1:10.2, Track: Cloudy Fast, Start Good, Won Driving.

\$2 MUTUELS PAID

RESTLESS GALAXY 18.80 10.40 7.40

TRIPTOMAUI 8.20 5.60

HOMBRE HOMBRE 4.60

Winner: B.c. 86 Galaxy Libra-Restless Love, Tr. Robert Frankel, Mutuel Pool \$369,581, Daily Double Pool \$367,334.

Claimed: Triptomaui by J Carlesimo, Tr JE Tinsley for \$25,000; Miracle Mystery by Kuebler, Woodend or Zeta, Tr William Washington for \$25,000; Hombre Hombre by Miller, Miller & Winning Ways Stable, Tr Peter Miller for \$25,000.

Scratched: Food For Thought, Derby Day S.A., Precocious Knight.

\$2 DAILY DOUBLE 11-Granja Amigo & 4-Restless Galaxy paid \$85.00

A DAY AT THE RACES!

Pssst! Want to spend a day at the races with Michael Pizzolla, Tom Brohamer, Dick Schmidt and Doc Sartin? Maybe chat with Bert Mayne and Jim Bradshaw, or ask Synergism II questions of Bob Purdy?. Want to look over their shoulders while they pick contenders and pace lines, eliminate favorites, eyeball the races and cash big money bets? Want to have a chance to go through each race on a card, horse by horse, and then analyze the Synergism II and ENERGY! readouts to reach masterful betting decisions? Now you can!

In our first manual in more than a year, Doc and the PIRCO Charter members are going to go to the races WITH YOU. In August, 1989, the day after the Saratoga Seminar, we all took a bus to the track, along with about 60 clients. Before the bus left for the track, Michael Pizzolla and Dick Schmidt analyzed (and HIT) two races for those who wanted to listen. Dick's pick of the day paid \$19.80. The rest of the Charter group did just as well, and everyone made money. It was just one of those days.

We have asked those who were there to analyze the races for you. Follow Up editor Dick Schmidt leads the discussions on each race, skipping only one (full of first time starters). If you want to see how professionals handles themselves at the racetrack, come along as a whole group of pros dismantles the Queen of tracks.

All the races will be analyzed using both Synergism II and ENERGY!. As a special feature, Bob Purdy, author of Synergism, analyzed the entire card without referring to the results charts or seeing anyone else's work. His deep insights into Synergism II will be of special value for those using the program.

No matter which program you use, this manual will help you when you need it the most; when you're alone and facing "crunch time" at the betting window. Over 150 pages, it also features essays by Michael Pizzolla on the PBS numbers, Dick Schmidt talking about Class/APV ratings and contender selection, Doc Sartin on how to project times from long races into something usable in the Methodology, and Tom Brohamer going over the ESP concept and how to use it. For all those who have wanted a guide to the races, a one on one tutorial to winning taught by the best, here it is.

This manual will be available from the Inland Empire Institute; publication date Oct. 20, 1989. Price, including postage - \$39.00

