

NUMBER: 11

P.B.S. NUMBERS!

TABLE OF CONTENTS

A Note From the Publisher	1
Editor's Column	3
Las Vegas Report	5
P.B.S. Numbers by Michael Pizzolla	7
The Psychology of Winning	21
Trip Handicapping Via the Form	27
Book Review	39
Q and A with the Doc	45
Gleaning a Profit	48
The Problem Race	52

The Follow Up is published six (6) times a year by PIRCO Inc. in conjunction with the Inland Empire Institute. Subscription price is \$66.00 per year. If you have any problem with your subscription, or have a change of address, please contact our editorial office, address below. All material in this publication is for informational purposes only.

Copyright 1988 PIRCO Inc.

All rights reserved. No part of this work may be reproduced or transmitted in any form or by any means, electronic or mechanical, including photocopying and recording, or by any information storage or retrieval system, except as may be expressly permitted by the 1976 Copyright Act or in writing from the publisher. Please.

Past Performance and Results charts
copyrighted by Daily Racing Form, Inc.



O. HENRY HOUSE WEST
BANNING, CALIFORNIA



The Follow Up editorial offices are
located at:

1215 Alma St.
Glendale, CA 91202
(818) 546-8978

Please address all correspondence in response to any article or to express any opinions to this address. If you wish to submit material for consideration or wish a reply, please include a self-addressed, stamped envelope.

Richard Schmidt
Editor

The Inland Empire Institute is
located at:

1390 E. 6th St. #5
Beaumont, CA 92223
(714) 845-5907

Please address any questions or comments you wish to make directly to Dr. Sartin to this address. Please include a self-addressed, stamped envelope if you wish a personal reply. Any books, manuals or computer programs should be ordered directly from the Institute.

Howard G. Sartin, PhD
Founder and Chairman of the Board



BOSS

A NOTE FROM THE PUBLISHER.

With this issue of The Follow Up, we are back on schedule. We apologize for giving the appearance of being a quarterly these past few months. Having a baby and moving to a new domicile in rapid order took their toll on Editor Schmidt's schedule. However, these two events, having now been accomplished, have done wonders for Dick's disposition. He is once again PIRCO's jolly doughboy, as Bob Purdy has dubbed him.

The biggest fear of any publisher of periodicals, be they dubbed newsletter, journal or magazine, is running out of material. This has most decidedly NOT been our problem. Thanks to the continued enthusiasm of our Charter Members and all of YOU, we have a wealth of viable material backlogged. With new procedures being constantly developed, we can fill many Follow Ups to come. So, for those of you who have submitted articles and commentaries that have yet to see the light of day, be patient: they will appear in future issues.

1988 has so far produced more clients who have successfully gone full time that any other year. Since the market crash of Oct. 1987, many of you have suffered economic reversals because a changing economy has decreased or eliminated your job fields. Others have reached the age where the cruelty of the system has "phased them out" of work. Whatever the cause, I am gratified that so many of you were able to laugh in the face of your predicament and support your desired life style through pari-mutuel fund investing.

What we have seen is just the beginning. It will get worse, not better. While Mr. Bush may see the glass as half full, those of you who have been denied the fruits of our governmental economic philosophy see it as half empty and going down. Those who have successfully made the transition from weekend "horseplayer" to full time investor have all maintained a closer contact with the "source." You have put aside the "hossy" sayings and myth laden fantasies that dominate horseplayer thinking. You have taken the time to comprehend the CONCEPT of the Methodology. And you have learned that aphorisms, guidelines and so called "facts" must be perceived only in the context of the reality of the moment.

You understand that a "rule," be it about class level, recency, distance changes or whatever, is valid only in the CONTEXT of a given circumstance. That what applies at Aqueduct or Santa Anita may be

totally reversed at Louisiana Downs or Balmoral. Concept and Context have long been Rev. Bert Mayne's favorite subjects. He has done much in 1988 to further your understanding of their extreme importance.

The majority of you are still working at your jobs and professions. You have no immediate sense of urgency to develop your handicapping skills to a professional level. Thus, you still tend to view the Methodology much as you do those systems so many of you bought and are still buying. You largely ignore concept and context and ask your computers to "get" the winners for you. Sadly, the computer can only do this if YOUR input comes from an uncontaminated analysis.

Jim "The Hat" has contributed richly to everyone's economic future through his research and writing on the Match-Up. Michael Pizzolla is working constantly to reduce the Match-Up to a numerical equation for easier implementation. Bob Purdy gave us a giant step forward in the past two years by automating the various factors of variant in his Synergism program and has further refined them in Synergism II.

With the mystery of variations largely solved, and with the art and science of reducing the field to no more than five contenders becoming a reality, the only barrier left is the one imposed by a mental set conditioned through a predilection to lose. Like the poor, the losers will always be among us.

For the specter of Thantos has always lurked darkly in the human mind, no matter what the field of endeavor. I am told by the vast majority of you who cannot avail yourself of the ongoing classrooms and private sessions, that our seminars have done more to establish a continued positive attitude than any other device. These meetings have provided information, yes. Lots of it. But most of you have been kind enough to point out that the INSPIRATION factor is even more important to you. While these seminars may inspire all of us to greater heights, they seem to be anathema to Las Vegas Horsebook proprietors.

Nine of our people were asked to terminate their wagering at the last Aladdin seminar in Vegas. Only TWO of them were Charter Members. The other seven were associate members, just like you. And two were attending their FIRST seminar. "No Racing Forms for Seminar People." read the sign at the horsebook counter. To anyone who still thought that beating the races was a grandiose dream or an outright scam, getting cut off or harassed through the constant locking of the betting machines was a revelation.

"No Racing Forms for Seminar People" might just as easily read: "You've got the secret of winning and WE DON'T WANT YOU!!!" In a society where being wanted is the ideal, it sure is a perverse pleasure NOT TO BE WANTED in this case.

LAS VEGAS REPORT

BY DICK SCHMIDT

We came. We listened. We got thrown out! Luckily, our wallets broke the fall. Well, here's one more hotel we can't go back to! Racebook managers take losing days so seriously. First they refused to sell us Racing Forms, then they barred Virginia Butler, Marion Jones, Jim Bradshaw and half a dozen others. Finally, Elton Smith was told that they didn't want our business. Ah well, life in the fast lane. I can see their point, in a way. They look out at a crowded book and expect their usual profits. Instead, everyone starts winning. In the future, we may have to resort to going to a hotel without a racebook. At least then we can be sure of being allowed back. We'll see how it works out.

As for the seminar itself, it was a smash hit. We heard from all the PIRCO members (except Bob Cochran, who couldn't make it) and each did an outstanding job on their presentations. There were more highlights than you can count, but two that stand out were Bert Mayne talking on mastering yourself and your attitude and Michael Pizzolla on the Match-Up and the PBS numbers. Bert was able to offer the audience insights gleaned from his own struggles and those of the many clients he helps and counsels. He spoke about developing faith in yourself, in the Methodology and in the work that you do. He talked about his own failures early in his handicapping career, and how he overcame his problems rather than let them overwhelm him. So much of successful handicapping is in adopting and maintaining a winning attitude.

Michael did such a good job that he practically stole the show. His explanation of the procedure he uses for the Match-Up was especially interesting. Almost everyone there had read the Match-Up Manual, but if there is a weakness in that book it is that Howard and Jim, who wrote it, think so much alike that there is really only one voice heard in the book. No matter how expert an author is, it is always valuable to hear the information from more than one point of view. As I've pointed out before, Michael has a unique and very lucid approach to the Match-Up. His presentation put the Match-Up into perspective and gave a step by step framework to those just starting out with the technique.

As interesting as Michael's presentation on the Match-Up was, it was overshadowed by his introduction of the new PBS numbers. No, they have nothing to do with Public Television. This technique of finding contenders has been tossed around for some time now. Jim Bradshaw and Howard first developed the concept, and then Michael refined it to the point that we felt it was ready for general release. You may have heard them referred to as Voodoo numbers, or speed rating Match-Up numbers. After some thought, we decided to call them PBS, after their developers. Besides, voodoo has such unpleasant connotations that we didn't want to use that name officially. PBS it is.

After Michael's presentation, many of the audience used the PBS numbers to handicap the first two races at Santa Anita on Sunday. The result: a \$148 daily double (and several members being asked to take their business elsewhere). Though never intended as a handicapping system, the PBS numbers promise to be our most powerful contender selection tool, and many times leave you with only two or three horses.

For a complete explanation of the PBS numbers, see Michael's article in this issue. Due to the overwhelming response to his presentations, we plan to make them available on audio tape, along with several articles he has written on the whole subject of matching up a race, projecting probable race times and using the PBS numbers. They aren't ready yet (and Michael writes even slower than Tom Brohamer, if that's possible). Watch future issues for more information.

I don't want to give the impression that Michael was the only speaker. The rest of us chimed in occasionally, though we all knew that once Michael saw that one client was videotaping the seminar, we'd have trouble getting him out from in front of the camera. As I said, we had presentations by all the PIRCO members.

Tom Brohamer and Jim Bradshaw both went over the same race, describing their individual procedure for setting up a race before they use their computers. What is amazing to many, who think that Tom and Jim are complete opposites is how similar their approach to the race was. Tom may occasionally mention par time charts and trainers, while Jim goes over the edge with weird and wonderful Match-Up analysis, but when it comes right down to it, both use pace, speed and class, just like it says on the front of the Phase III manual.

Virginia Butler described her recent move to full time play (she was one of the first barred by the book) and of course Howard got things rolling, kept things moving and wound things up in his usual style.

NEW ORLEANS SEMINAR PLANNED!

One piece of information that was most well received was that Elton Smith, who did such a great job planning the two seminars at the Aladdin, has arranged for us to meet next in New Orleans. The dates will be Feb. 24, 25 and 26th. This is the week after Marti Gras. We don't have all the details settled yet, but Elton says he is arranging for a first class hotel (and a below \$50 room rate). Besides the seminar, we will have a bus trip to the Fairgrounds for a day at the races on Sunday. Bob Purdy assures me that this is the easiest track in the country and that the horseplayers there are the dumbest in the world. Howard has said that we will start early and break early on Saturday to give everyone a chance to see the town.

As always, we try to give The Follow Up subscribers first notice of upcoming events. Due to the location of this seminar, we will be limited as to the number of rooms we will be able to reserve and the hotel is not surrounded by other motels and hotels as in Las Vegas. If you are interested in attending, now is the time to make your plans. The next issue of the The Follow Up will have complete details. In the past, we have pretty well ignored our surroundings during a seminar. It could just as well be in Deluth as Las Vegas or Saratoga.

This time, things will be different. Bob Purdy promises to lead the PIRCO Marching and Chowder Society on several expeditions to find the best oyster bar and cajun cooking in town. Of course, we'll be there primarily to learn and teach, but a night on the town never hurt anyone (much). If at all possible, plan to join us.

EDITOR'S COLUMN

In the past few months, I have discovered that if you ever want to find out just how popular a publication is, just get behind on a couple of issues. Whoa! I mean to tell you we got calls. And calls. I'm sure many of you were annoyed, and I'm sorry for the delays, but I am gratified to find out that so many of you look forward to The Follow Up every two months and miss it when it's late.

I'm also sorry that a gremlin snuck into the last Follow Up and changed my address on the inside front cover back to Van Nuys. I really have moved to Glendale, and my really and truly, for sure address is 1215 Alma St. Glendale, CA 91202. Phone is (818) 546-8978. Feel free to call anytime, as this line only rings in my new office and you won't bother anyone if we've gone to bed or whatever. If I'm out, my wife generally won't answer this line, so you won't waste a call. As always, write or call me if you have any questions or problems about The Follow Up. For ALL MANUALS AND PROGRAMS, including back issues of The Follow Up, please contact Dr. Sartin's office directly. As always, their address and phone number are on the inside front cover. A real person, as opposed to a machine, answers the phone from 1 to 3 P.M., Pacific Coast time.

With this issue, we are more or less back on track. There will be one more issue this year, hopefully before the big Christmas rush. Next year, I plan to change the publication schedule slightly, and have an issue every other month starting in January. This means we will publish in the odd numbered months instead of the even. Still 6 times a year, of course, but for a few months we will be running a monthly publication. More and more people are asking if we could have more issues of The Follow Up. Some sadists want to go to an every month schedule, while the more rational among you are asking for 8 or 9 a year. This catching up and schedule change-over will give me a chance to see if I can survive more issues. I'll let you know.

As we go to press with this issue, the details of the New Orleans seminar are being firmed up. Elton Smith has done a great job with our last two seminars in Las Vegas, but he promised to top himself this time. He has asked me to tell you that, unlike the last Las Vegas seminar where we could take everybody who wanted to come, New Orleans will be strictly limited as to the number we can fit into the meeting room and especially the number of hotel rooms he can arrange at our special price.

If at all possible, we will try to include an advance flier and registration form with this issue; check the At Deadline insert. If we don't make it At Deadline, there will be many more details in the next issue and a flier will be mailed as soon as possible. We keep telling Howard that we've got to raise the price on the seminars. \$225 for a three day seminar is dark age pricing, but he keeps resisting. He doesn't want to shut anyone out, even though he may well lose money on New Orleans. Anyway, for this seminar at least,

the price remains \$225 for the complete 3 days of the seminar. Hotel rooms, bus rides etc. are extra, of course, but if you ride the bus to The Fairgrounds with us, the track will give you the opportunity to cover all expenses. Ain't horse racin' grand???

When I started this Journal, I expected to get lots of feedback from clients asking questions or telling me I was all wet. So far, I've received very few letters, good, bad or indifferent. We welcome your letters or contributions and I can assure you that each is read and considered. The two exceptions are short notes telling me that you enjoy The Follow Up (I treasure and appreciate them, but I (almost) never print, because I hate magazines that fill their letters column with self-congratulatory puff pieces) and the outpouring we got after the last Las Vegas seminar.

Howard, Jim Bradshaw and myself received 50 or 60 letters from people who attended, all (but one, see the Psychology of Winning) telling us how much the seminar helped them. Obviously, we don't have room for all of them, so I picked one that is representative of them all.

It was a pleasure meeting you and Dr. Sartin at the seminar. One can not believe that something like PIRCO exists, but once in a million something "out of this world" happens and you are it. I have learned so much in these three days, it's just too much.

I am so pleased with the work Dr. Sartin and the others are doing, like I said before, one in a million. Carry on the good work and don't give up! It's very rewarding, don't you think so?

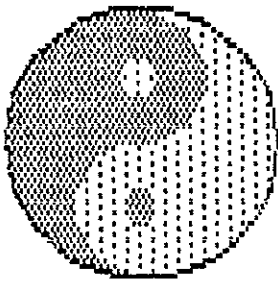
Anyway, enough said, don't want to take too much of your time. Thank you again so very much.

- Frank Zeller

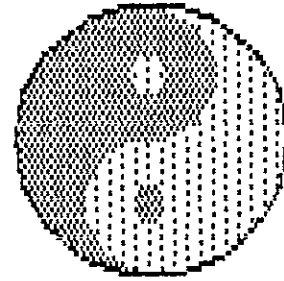
My answer would be: Dear Frank. Thank you for attending and taking the time to let us know how you feel. Dr. Sartin has told me several times that letters like this are what he lives for and why he keeps going. Fame and fortune seem to mean nothing to him, he just loves being a Guru and helping people. As for myself, I owe Dr. Sartin more than I can ever repay, and I'm happy doing what I can to help out.

To all the others who took the time to write or call, please accept our sincere thanks both for your attendance and your appreciation of our efforts. You are the heart and soul of PIRCO. So many have written, saying that a seminar turned them around, started them winning for the first time.

Dr. Sartin held his first seminar in New Orleans, and spent two hours trying to convince the audience that second call and second fraction were not the same thing. We've come a long way since then, and we expect a much higher level of questions in New Orleans. What won't change from those first seminars is the level of excitement and wonder that is generated in a room full of excited people winning for the first time in their lives. See 'ya all there, you heah?



PBS NUMBERS!



And you thought the ESP concept sounded weird. What's that horse's PBS Number? Channel 28. Yet, this new development promises to become one of our most powerful tools. Deceptively simple, the PBS numbers are a dramatic improvement over other contender selection methods we have used in the past. In fact, one worry we have is that people will start using them to handicap with. Though they function well enough to be a "system" (and a much better system than most on the market), they are intended to be no more than an adjunct to our handicapping programs.

The history of PBS is a typical story of how ideas are developed and grow within the Sartin Methodology. For several years many of us have observed that Howard uses the Racing Form speed rating quite frequently in his handicapping. One of the first things most handicapping "experts" will tell you is how inaccurate the Racing Form's speed ratings are. We all thought it was ironic that the most sophisticated handicapper of them all would depend on such a crude, beginner's tool. Jim Bradshaw has observed Howard at work close up and he developed a systematic approach that came close to duplicating what Howard was doing.

When he showed the new concept to Michael, he was greeted by a reaction that many of you will share: frank disbelief. Once Michael became convinced, he further refined the concept to the point that it is today ready to be released to the world at large.

If you've ever wondered why we are so insistent on calling this the Sartin Methodology instead of the Sartin System, take a look at the difference. The PBS Numbers are a system. This happens to be a system that works very well at what it is intended to do; i.e. chose contenders. However, like all systems, it is inflexible. Before you start using and depending on the PBS Numbers, please take the time to use them on a hundred races or so and see how they apply to you and your particular type of racing.

If you have any questions, please feel free to drop Michael a line. (333 E. 90th #4-H, New York, NY, 10128). Or, if you'd like an answer, feel free to write to me.

- Dick Schmidt

THE PIZZOLLA-BRADSHAW-SARTIN
PACE BALANCED SPEED RATING:
FROM VODOO TO MATCH UP TO PBS

By Michael Pizzolla

The process of determining which of the horses are true contenders is the first step to successful handicapping. From the very beginning, Howard has been emphasizing the necessity to getting a race down to a manageable number of true contenders. At one of the very first Sartin Seminars in New Orleans several years ago, he and I were confronted by a client who was not achieving a minimum proficiency. He waved a formidable stack of printouts at us and was bemoaning his fate. Upon closer inspection, Howard and I noticed that this fellow had entered every horse in every race. When Howard pointed out that his approach was a sure way to lose, this amiable Cajun replied that "Well, every horse is a horse, and therefore by definition has a chance at winning the race." Howard narrowed his eyes, puffed on his pipe and replied, "Every woman is by definition a female, but that doesn't mean every one of them would be qualified to be your wife." Since his very attractive wife was standing within earshot, he got the point.

What I present here is an approach to qualifying contenders by a simple, nearly mechanical approach. Rather than spend a lot of time explaining the theory behind it, I will just present it and ask you to see if it produces good results for you. I have several reservations about explaining this approach. Firstly, even though the PIRCO Charter Members will caution you over and over again that this approach is not intended to replace an in-depth analysis of a race, including analysis of the Class Factor, form cycle, tandems, and so forth, I am concerned that some of you will use this approach to the exclusion of doing the work you need to do to be successful. THIS APPROACH DOES NOT REPLACE ANY OF THE METHODOLOGY'S TOOLS--IT MERELY ADDS ANOTHER TOOL TO YOUR TOOLKIT. Please, use these ratings in the context of the other aspects of the Methodology. Secondly, since this is appearing in print, we are a bit concerned that this will appear next being peddled by some disreputable system seller. Our concern is not in their dissemination of knowledge, but rather that they will be doing a great disservice to the people to whom it is sold by not placing it in the context of a methodology and providing adequate follow-up. Besides which it is unethical and possibly illegal. Finally, as always, please do not incorporate any of this if your contender selection process is working well for you already. Experiment with these

ratings, of course, but unless you see an IMPROVEMENT over your current approach, STICK TO WHAT WORKS. Here endeth the Sermon.

The good news is that these ratings are remarkably accurate in getting the race down to the true contenders. Although some in PIRCO refer to these as "voodoo numbers", I do not like the connotations of the word "voodoo". Therefore, I have taken the liberty of calling these ratings the PBS ratings--P for Pizzolla, since I refined the usage of these ratings (and besides Howard insisted that the "P" go first); B for Bradshaw who was the first to use them; and S for Sartin without whom there would be no Methodology. You may also think of PBS as PACE BALANCED SPEED ratings. Jim Bradshaw first showed them to me when we were flying back from Las Vegas, and I stared at him in disbelief. However, since we had a slew of Racing Forms and manuals from our trip, I began to apply the ratings to race after race. After fifty races in which the approach did not miss one winner and only eliminated three place horses, I was duly impressed. I'll now get down to brass tacks: the mechanics; then, some suggestions on how the ratings might be used.

PBS RATINGS: THE MECHANICS

Basically, the PBS Number consists of the Racing Form's Speed Rating modified by the second call PACE OF RACE. For example, let's assume that you have determined that the probable pace of race is 45 1/5 seconds. (For details on how to project the pace of the race see my article which appears in Follow Up #8 and, more fully, The Match Up Manual. Several people to whom I have shown these ratings have used a universal pace, say 45 for a sprint and 1:12 for a route and adjusted to those second call times, however, it is my opinion that this is NOT as accurate and may lead to ignoring the all-important step of pace projection).

Now let's look at some hypothetical pace lines. There are only two elements of the pace lines in which we are interested: the second call PACE OF RACE and the Racing Form's Speed Rating. I am further assuming that all horses are coming from six furlong races.

	Second Call PACE OF RACE	Speed Rating
Horse 1	45 1/5	80
Horse 2	46 2/5	82
Horse 3	44 3/5	80

To arrive at the PBS Number, you modify the Speed Rating by the second call PACE OF RACE, adding or subtracting one point for every 1/5 second that the second call PACE OF RACE is faster or slower than the projected pace of race. So, in this example, Horse 1 gets a PBS Number of 80: an 80 Speed rating with no adjustment. Horse 2 gets a PBS number of 76: since his second call PACE OF RACE is 6/5 seconds slower than the projected pace of race, his PBS number is 82 minus 6--76. Finally, Horse 3 gets a PBS number of 83: His 80 speed rating is modified by adding 3 since his second call PACE OF RACE is 3/5 second faster than today's projected pace of race.

Please notice that we do NOT, for these purposes, consider any beaten lengths. The reason that I have been emphasizing that we use the second call PACE OF RACE is to prevent you from modifying these ratings by either second call or final beaten lengths. I don't want to get into a protracted explanation of whys and wherefores; I offer you Jim Bradshaw's sage advice; "Shoot, jes' go ahead and use the dang thang as long as it works."

Distance Adjustments

Obviously, the same procedure outlined above can be used for routes: Simply project today's pace and make one point adjustments for every 1/5 second. However, there will be situations in which there will be sprinters in routes and routers in sprints. Adjusting for these is simple. The basic approach to distance adjustments is to ADD OR SUBTRACT ONE POINT FOR EVERY ONE-HALF FURLONG OF DISTANCE CHANGE. So, for example, if today's race is 8.5 furlongs, and there is a six furlong sprinter with a Speed Rating of 80, simply deduct 5 points--there is a change of 2.5 furlongs, or 5 half furlongs--and give him a rating of 75. This distance adjustment should also be used to equalize changes within a structure--7 furlong pacelines should be awarded two points in a six furlong race, 8.5 furlong pacelines should be penalized one point in an 9 furlong race, and so forth.

The more difficult case is with a router cutting back to a sprint today. The approach outlined above is not as effective since a horse which runs the first two calls in a route in fast time and then fades to finish poorly will receive a poor Speed Rating, however, he is precisely the

kind of horse we look for in a sprint, assuming the internal fractions are competitive. The alternate procedure is as follows: Construct a sprint pace line by the time-honored approach outlined in the Yellow Manual. So, for example, if the route pace line fractions are 46 and 110 $\frac{2}{5}$, these translate for sprint purposes to 45 $\frac{3}{5}$ and 110. Now you must construct a Speed Rating for the horse. To do this you take the horses beaten lengths at the six furlong point in the route and divide them in half--this will give you an adequate approximation of the horse's potential. Now convert these beaten lengths into fifths, one-fifth for each beaten length and add that to the six furlong time of your constructed pace line. In the example above, assume that the horse was beaten by six lengths at the six furlong portion of the route. Divide this in half, which is 3, and add $\frac{3}{5}$ to the constructed six furlong time of 110. This results in a 110 $\frac{3}{5}$ six furlong time. To translate this to a Speed Rating, simply compare the horses six furlong time to the six furlong track record. For each one-fifth of a second off the track record, deduct one point from 100. This will give you a Speed Rating for the horse's six furlong portion of the race. In our example, assume that we are considering Belmont pace lines. The track record at Belmont for six furlongs is 107 $\frac{4}{5}$. Our projected six furlong time of 110 $\frac{3}{5}$ is three and one-fifth seconds slower than the track record. Three and one-fifth seconds translate into 16 fifths, and the horse's Speed Rating is 100 minus 16, or 84. The final step is to modify this Speed Rating by the projected second call of the race. Assume that we have projected a 45 for the race, the final rating would be 84 minus 3 or 81. Although this may sound complicated, it becomes very easy with practice.

These distance adjusted PBS ratings will tell you at a glance whether the sprinter stretching out or the router cutting back will be competitive in the field. This will be particularly valuable to those using auto-adjusting programs such as Ultra Scan or Synergism I or II since adjusting a slow sprinter in a route (or vice versa) can prove hazardous to your financial health.

Track to Track Adjustments

The final adjustment to the PBS number accounts for differences from track to track. In my experience, I find that these are most valuable in cases of extreme differences in track speed--a Caliente horse showing up at Santa Anita, or a Charlestown shipper on the New York circuit. The most accurate way to make distance adjustments is to keep track profiles for the tracks from which your pacelines come. Then simply adjust one point up or down for each one-fifth difference in second call time and final time. If you want a short-cut, you can construct a quick

and dirty track profile from the past performances. This approach is outlined in detail in by Howard in the Match Up Manual. An even quicker, although less accurate approach, is to compare the track records at each track. So, if the track record at the shipper's track for six furlongs is 109 and he is shipping into Belmont where the track record is $107 \frac{4}{5}$, the shipper is awarded 6 points--one point for each one-fifth difference in track record. Although the most approximate of the three methods of adjusting for track changes, it is the quickest and, for most cases, adequate. This track to track adjustment should also be used where there is a great disparity between the turf and dirt at the same track.

USING PBS

The best advice I can give you is to use PBS as a confirmation of your other work. Richard Diamond, an East Coast PIRCO member whom Howard has proposed as a PIRCO teaching member, and Steve Panico and Larry Anzis, two astute New York (is that redundant?--I think so) users of the Methodology have been using PBS since I presented it at a workshop in Albany. They all agree that the most powerful use of PBS is in the area of confirmation. Richard also suggests that PBS will cause you to take a second look at a paceline in which the horse ran well, but finished poorly. If the fractions are not grossly atypical for the horse, this can be a source of juicy mutuels.

Although we have found that at most tracks, the top 5 PBS ratings will get the winner in a remarkable percentage of races, monitor this at your track before using them as a basis for investment. I will generally use the last pace line on a horse unless there is a very good reason for going beyond this. In our experimenting with PBS, Dick Schmidt and I have discovered that sticking with the last line unless there is a different distance structure or surface (turf or off track), or trouble line. I will go beyond this last line if the line before it does not reflect the same difference in distance, surface, or trouble.

EXAMPLE RACES

Lets look at the first race at Philadelphia Park for Wednesday, September 21, 1988. The PBS ratings will easily spot this kind of situation in which one horse truly

dominates a field. Although it is a maiden race, it should give you some inspiration to test the approach and report back to us! I projected the second call at 47 seconds, using Silver Gown's last race. Although this pace line was on an off track, this was not atypical for the horse, and in any event, was the best I had. Now lets take the horses one at a time:

Superb County: Speed rating of 76, adjustment of +2, final PBS rating is 78.

Will Be Partners: Since 5 furlongs is an unreliable distance to use, look at the second pace line: SR of 67, second call adjustment of 0, PBS rating is 67.

Suliz: SR is 66, adjustment is +1, PBS is 67

Cheerful Cheenie: SR is 70, adjustment is +1, PBS is 71.

April's Whisper: SR is 74, adjustment is +2, PBS is 76.

Fast Jo Ann: SR is 72, adjustment is +3. Since the track record at the Meadowlands is 108 $\frac{2}{5}$ for six furlongs, this is one-fifth slower than Philadelphia's record for six furlongs, she gets an additional +1 adjustment. Final PBS is 76.

Oui Claudette: Route to sprint: The 48 $\frac{1}{5}$ and 114 is translated to 47 $\frac{4}{5}$ and 113 $\frac{3}{5}$. Beaten lengths at the six furlong mark is 7 lengths, divided in half is 3 $\frac{1}{2}$ (round that to 4, making the six furlong time 113 $\frac{3}{5}$ + 4 $\frac{5}{5}$ or 114 $\frac{2}{5}$. The track record at Philadelphia is 108 $\frac{1}{5}$ and Oui's 114 $\frac{2}{5}$ is 6 $\frac{1}{5}$ seconds, or 31 $\frac{1}{5}$ slower. 100 minus 31 gives us 69, adjusted by minus 4 because of the 47 $\frac{4}{5}$ new second call time, giving a final PBS of 65. Lots of work for a slow horse.

Lady Danielle: Bless me Howard, for I have sinned, I have invested in a race in which there is a first time starter. For my penance, I will write another article.

Silver Gown: Our pace setter. Use his last race SR of 73, no second call adjustment, and +1 for the change from 6 $\frac{1}{2}$ furlongs to 6--PBS is 74. If the mud bothers you, the second race back gets you a SR of 70, and adjustment of +6 for the second call, and a -1 for the track to track from

Monmouth. PBS for this paceline is 75. Take your choice.

Galactic Star: SR is 71, second call adjustment is +3, a +1 adjustment for Atlantic City, PBS is 75.

Tender Ego: Sr is 77, second call adjustment is +7, +1 for Atlantic City, PBS is 85.

Clandestin Jewel: SR is 72, adjustment is +3 for the second call, +1 for Atlantic City, PBS is 76.

Our top contenders are:

Tender Ego	85
Superb County	78
Aprils Whisper	76
Clandestin Jewel	76
Fast Jo Ann	76

Although you might want to consider the two horses with 75 PBS ratings as contenders, it is clear that one horse dominates this field. Tender Ego opened 7 lengths on the field at the head of the stretch and coasted home 4 lengths in front, paying \$30.80. We missed having the exacta cold by a very small nose.

The next race is the 4th race at the Meadowlands from the night of September 19, 1988. Richard Diamond, and I were in attendance at our friendly evening bank to make a withdrawal. He had the race using Ultra Scan, I was using the experimental ENERGY! program which predicted that this race would be variegated early. (Question for Bonus Points: Can you explain why this race should go to the early horse? Hint: consider how the horses will run against the projected pace of the race). Our only surprise was not in the winner, nor in the margin of victory, but in the size of the mutuel we both collected.

I projected the pace at 44 4/5, using Ira's Cat's last race.

Book of Joy: SR of 73, adjustment of -2 for second call, and an additional -2 for the difference in Monmouth's track record. PBS: 69

Die Schnell Ein: (One of Dick Schmidt's favorites--the quick one, in German): Using the second back, she gets a SR of 84, -2 second call adjustment, and a -2 for Monmouth, giving a PBS of 80.

Be So Misty: SR of 81 from the second back (I chose to excuse the off track and the second back was on a fast track), -4 second call adjustment, -2 for Monmouth, PBS: 75.

Darlin Darlene: SR of 88, no adjustment, PBS of 88 (Note the tandem with Ira's Cat).

Lady Calhoun: SR of 77, -6 second call, -2 for Monmouth, final PBS: 69.

Orchard of Beauty: SR of 82, no adjustment. (also in Darlin Darlene tandem).

Cariba Key: Two miserable races, but let's use the internals of the last: 46 $\frac{3}{5}$ and 112 $\frac{4}{5}$ become 46 $\frac{1}{5}$ and 112 $\frac{2}{5}$. Beaten 2 at the six furlong portion of the rout, divide this in half, getting 1, six furlong time becomes 112 $\frac{3}{5}$. At Monmouth, the track record for six furlongs is 108, giving us a SR of 77. Adjust this by -7 for the second call, -2 for Monmouth, and the PBS is 68. A pretty slow morning line favorite, if you ask me.

Ira's Cat: SR of 84, no adjustment.

The contenders:

Darlin Darlene	88
Ira's Cat	84
Orchard of Beauty	82
Die Schnell Ein	80
Be So Misty	75

Of the top three contenders, Darlin Darlene is the tandem winner, and Orchard of Beauty is out on the tandem. This leaves, just on tandem analysis, Ira's Cat as the horse most likely to reverse the tandem. And reverse it she did, drawing clear to win by 5 lengths, and paying an incredible \$23.00 to win.

I hope you enjoy using PBS and create value from it for yourself. Please let us know of your progress with them. Enjoy!

Horses Listed in Post Position Order.



PHILA. PARK

6 FURLONGS

PHILADELPHIA

6 FURLONGS. (1.00%) MAIDEN CLAIMING. Purse \$4,500. Fillies and mares, three-year-olds and upward. Weights: 3-year-olds 117 lbs.; older 122 lbs. Claiming price \$8,000; for each \$1,000 to \$7,000, allowed 2 lbs.

Superb Country

Own.—Idyll Acres Farm & Helmer D

B. f. 3, by Superbity—Country Bird, by Ruffed Feathers
Br.—Heimer & Vitesse (NJ)
Tr.—Heimer Dennis

\$8,000

117

Lifetime 14 0 3 4 1988 10 M 3 4 \$7,287
1987 4 M 0 0
Turf 2 0 0 1 \$1,581

31Aug88-10Pha fst 6f	:22% :46% 1:12% 1:22%	7 4 72 55 35 23	Romero J A	b 122	6.60
9Aug88-9Pha fst 6f	:22% :46% 1:12% 1:22%	2 6 61 64 55 47	Madrid A Jr	b 122	3.90
6Jly88-1Mth fst 1 1/4	:48% 1:13% 1:48% 3+ 1:48%	4 2 21 2nd 32 36	Saunell L	b 115	8.00
26Jun88-7Pha fm 1 1/4	:46% 1:12% 1:45 3+ 1:45%	12 6 56 106 101 121 120	Murray K C	b 111	13.50
17Jun88-1Mth fst 6f	:22% :47% 1:14% 3+ 1:44%	6 7 78 89 86 76	Krone J A	b 111	*1.20
31May88-4GS fm 1 1/4	:47% 1:12% 1:45 3+ 1:45%	2 5 54 42 43 31	Murray K C	b 112	4.00
26Apr88-10GS fst 6f	:22% :47 1:13% 3+ 1:44%	7 3 52 32 33 30	Madrid A Jr	b 111	*1.30
8Apr88-3GS gd 6f	:23% :48 1:13% 3+ 1:44%	4 6 43 31 2nd 23	Madrid A Jr	b 120	4.10
28Mar88-10GS fst 6f	:22% :46% 1:13 3+ 1:44%	2 10 77 77 37 37	Madrid A Jr	b 120	8.50
14Mar88-10GS fst 6f	:22% :47 1:14% 3+ 1:44%	6 9 81 67 44 23	Appleby D L Jr	b 120	157.20

LATEST WORKOUTS Jly 26 Pha 4f fst :50% b

Will Be Partners

Own.—DeThomasi C

Ch. f. 3, by Miteas Well Laff—Carl's Legend, by Bold Legend
Br.—DeThomasi C (NJ)
Tr.—Smith Arthur

\$7,000

115

Lifetime 3 0 0 0 1988 3 M 0 0 \$207
1987 0 M 0 0

15Sep88-5AU fst 5f	:22% :46 :58 3+ 1:44%	3 2 53 65 56 61	Anaya A	b 118	39.10e
19Aug88-10AU fst 5f	:22% :47 1:07% 3+ 1:44%	6 6 23 23 46 71	Anaya A	b 113	19.10
16Jun88-8AU fst 6f	:22% :46% 1:11% 3+ 1:44%	3 6 72 97 91 92	Aristone M	b 114	2.80e

LATEST WORKOUTS Aug 27 AU 4f fst :49% b Aug 17 AU 3f fst :37 b

Suliz

Own.—Hidden View Farm & Newcomer

B. f. 3, by An Eldorado—Casino Sue, by Poker
Br.—Wofft A Don (WVA)
Tr.—Pacitti Michael

\$7,000

1105

Lifetime 17 0 2 0 1988 15 M 2 0 \$3,025
1987 2 M 0 0
Turf 1 0 0 0

7Sep88-9Pha fst 6f	:22% :46% 1:13% 3+ 1:44%	10 4 41 2nd 65 69	Bravo J5	b 110	9.80
21Aug88-10Pha fst 7f	:23% :47% 1:12% 3+ 1:44%	8 1 2nd 2nd 23 41	Bravo J5	b 115	4.90
9Aug88-9Pha fst 6f	:22% :46% 1:12% 3+ 1:44%	5 8 51 21 21 23	Cabrera S5	b 115	12.50
26Jly88-9Pha fst 1	:49% 1:15% 1:42% 3+ 1:44%	110 53 88 71 72 74	Capanas S5	b 108	4.00
24Jun88-2Pha fst 1	:47% 1:13% 1:40% 3+ 1:44%	3 3 31 42 35 56	Jimenez M7	b 110	16.50
14Jun88-1Pha fst 6f	:22% :46% 1:13 3+ 1:44%	3 12 53 43 46 51	Santos F J	b 114	4.90
5Jun88-4Pha fst 6f	:22% :47% 1:13% 3+ 1:44%	8 3 54 41 3nk 23	Santos F J	b 112	104.90
29May88-10Pha fst 6f	:22% :46% 1:15% 3+ 1:44%	6 3 51 44 59 62	Santos F J	b 120	46.70
13May88-7GS fm 5f	:22% :46% :59% 3+ 1:44%	7 5 65 54 61 79	Santos F J	b 113	108.00
4May88-10GS fst 6f	:22% :47% 1:14% 3+ 1:44%	3 7 53 54 81 81	Merida E7	b 113	19.00

LATEST WORKOUTS Aug 29 Pha 4f fst :53% b

Cheerful Cheenie

Own.—Reign Beau Stable

B. f. 3, by Screen King—Maybeauts, by Arts And Lettys.
Br.—Smedley G Jr (Ky)
Tr.—Dodd Robert

\$7,000

115

Lifetime 10 0 1 1 1988 6 M 1 1 \$1,965
1987 4 M 0 0 \$225

7Sep88-9Pha fst 6f	:22% :46% 1:13% 3+ 1:44%	9 7 94 85 53 54	Allgood M A	b 117	*3.20
26Aug88-4Mth fst 1 1/4	:47% 1:13% 1:44% 3+ 1:44%	6 1 11 34 38 61	Torso M A5	b 110	8.90
3Aug88-4Mth fst 1 1/4	:47% 1:13% 1:45% 3+ 1:44%	6 1 21 23 42 61	Tejera J	b 115	10.80
25Jly88-10Mth fst 1 1/4	:47% 1:14% 1:48% 3+ 1:44%	5 1 11 11 11 23	Tejera J	b 114	1.90
19Jly88-9Pha fst 7f	:22% :45% 1:26% 3+ 1:44%	7 5 32 41 42 33	Allgood M A	b 122	13.00
8Jly88-9Pha fst 6f	:22% :46 1:12% 3+ 1:44%	9 6 108 81 61 61	Allgood M A	b 122	8.40
9Oct87-6Pha fst 6f	:22% :46% 1:13% 3+ 1:44%	1 8 58 68 61 512	Gomez I	b 121	8.70
22Sep87-4Pha fst 6f	:22% :47 1:13% 3+ 1:44%	3 11 110 111 113 115	Gomez I	b 117	26.30
3Sep87-4Mth fst 6f	:22% :46% 1:13% 3+ 1:44%	2 9 81 81 68 57	Thomas D B	b 113	33.10
24Aug87-10Mth fst 6f	:22% :47% 1:12% 3+ 1:44%	6 7 52 48 61 62	Thomas D B	b 113	20.10

April's Whisper

Own.—King H

Ch. f. 3, by Royal Chocolate—April's Treasure, by Corn Off the Cob
Br.—Lackie William G (Ont-C)
Tr.—King Hunter

\$8,000

117

Lifetime 9 0 0 3 1988 7 M 0 3 \$1,913
1987 2 M 0 0 \$132

31Aug88-10Pha fst 6f	:22% :46% 1:12% 3+ 1:44%	4 5 52 34 23 35	Woods C R Jr	b 122	19.90
19Jly88-9Pha fst 7f	:22% :45% 1:26% 3+ 1:44%	4 11 129 111 121 101	Lukas M	b 122	15.20
10Jly88-1Del fst 6f	:22% :46% 1:14% 3+ 1:44%	8 8 75 55 44 65	Burns C W	b 114	10.30
2Jly88-3Pen fst 6f	:23 :47% 1:14% 3+ 1:44%	2 6 73 65 42 32	Baker C J	b 118	10.30
21Jun88-3Pha fst 1 1/4	:47% 1:12% 1:45% 3+ 1:44%	6 3 46 51 66 66	Ayarza I	b 113	10.10
30May88-4Del fst 6f	:22% :45% 1:11% 3+ 1:44%	3 2 42 49 41 32	Reynolds R L	b 115	10.30
9May88-1GS fst 6f	:22% :46% 1:12% 3+ 1:44%	5 5 67 78 71 61	Colton R E	b 114	41.30
19Aug87-3Del fst 6f	:23% :48 1:14 3+ 1:44%	3 8 74 67 59 51	Chavez S N	b 118	17.30
18Aug87-3WO fst 4f	:22% :46% :53 3+ 1:44%	3 10 91 101 101 102	Belowus J	b 116	54.90

LATEST WORKOUTS Sep 10 Pha 4f fst :49% b Aug 28 Pha 3f fst :39% b Aug 23 Pha 5f fst 1:02% b

Fast Jo Ann

Own.—Williams Louise J

Dk. h. or br. m. 5, by Buck Island—Arrogant Ignoramus, by Issa Great Day
Br.—Rzucido M J (Md)
Tr.—Williams Ben L

\$8,000

122

Lifetime 35 0 0 3 1988 9 M 0 1 \$1,710
1987 13 M 0 0 \$4,025

7Sep88-10Med fst 6f	:22% :46% 1:11% 3+ 1:44%	1 5 77 81 68 61	Rodriguez H	b 112	32.20
26Aug88-10Mth fst 6f	:22% :46% 1:14 3+ 1:44%	3 9 67 63 64 86	Lawless W7	b 111	19.10
18Aug88-10Mth fst 6f	:23% :47% 1:14% 3+ 1:44%	7 6 34 33 32 76	Lawless W7	b 115	17.10
11Aug88-1Mth fst 6f	:22 :45% 1:12% 3+ 1:44%	7 4 48 44 32 44	Lawless W7	b 111	31.80
14Jly88-9Mth fst 6f	:22% :46% 1:11% 3+ 1:44%	6 5 22 53 58 41	Lawless W7	b 115	9.90
7Jly88-1Mth fst 6f	:22% :46% 1:12% 3+ 1:44%	4 2 33 34 37 47	Lawless W7	b 111	29.50
24Jun88-1Mth fst 6f	:22% :46% 1:14 3+ 1:44%	2 8 81 81 81 78	Rodriguez H10	b 112	13.30
17Jun88-1Mth fst 6f	:22% :47% 1:14% 3+ 1:44%	5 5 48 43 34 34	Rodriguez H10	b 108	40.10
10Jun88-10Mth fst 6f	:22% :46 1:12% 3+ 1:44%	2 7 35 55 58 69	Rodriguez H10	b 112	57.90
18Dec87-9Pha fst 6f	:22% :47% 1:13% 3+ 1:44%	5 4 43 91 112 112	Gomez M A	b 120	53.10

122

72-12 Toms Lula 108* Jenny's Luck 122* Miss Parfait 113* Outrun 9
64-25 Toni Anns Baby 113* Ellenmylove 106* Sister Claire 108* Outrun 11
61-24 Senility 117* Guata 112* Salvee 117* Tired 11
75-18 Imajinsky 118* Darlin' Deb 112* By Gone Era 117* Weakened 10
67-13 Tolidski 117* Silver Gown 116* Psycho Lass 111* Tired 12
70-19 Timi Sister 116* Tolidski 113* Delaius 118* Weakened 8
62-18 Bold Pinkie 122* Delaius 122* Nobody's Darlin' 115* Outrun 9
63-28 GoodGuysGirl 118* SilverGown 105* FastJoAnn 108* Came out st. 10
69-16 Classy Pat Gee 115* Delaius 122* Prosperout Lady 115* Tired 9
46-22 Ms. M. M. R. 121* Masterful Schemer 119* Dennis C. 119* Outrun 12

Oui Claudette

Own.—J H Squared Stable

25Sep88- 9Pha fst 1	:48%	1:14	1:40%	3+ @Md 7000
20Aug88- 6Pha fst 1	:48	1:13%	1:40%	3+ @Md 7000
9Aug88- 1Pha fst 1	:49	1:15%	1:41%	3+ @Md 10500
5Aug88- 9Pha fst 1	:48%	1:14	1:42%	3+ @Md 7000
29Jly88- 9Pha fst 1	:47%	1:14%	1:42%	3+ @Md 7000
13Jly88- 1Pha fst 1	:47%	1:14%	1:42%	3+ @Md 10500
8Jly88- 9Pha fst 6f	:22%	:46	1:12%	@Md 7000
17Jun88- 9Pha fst 6f	:22%	:46%	1:20%	3+ @Md 9000
4May88- 10GS fst 6f	:22%	:47%	1:14%	@Md 7000
22Apr88- 2Pen fst 170	:48	1:15%	1:48%	@Md 7500

B. f. 3, by Shimatoree—Bon Linge, by Bon Mot
Br.—J H Squared Partners (Pa)
Tr.—Jenkins Suzanne H

\$7,000

11 8 107	107	1013	1020	Alligood M A	b 114	35.70
2 6 57	810	416	421	Alligood M A	b 113	14.60
5 4 46	423	616	626	Madrid A Jr	b 113	10.00
9 6 96	67	77	718	Lopez C C	b 115	13.50
8 11 12	115	66	66	Lopez C C	b 114	13.10
4 7 712	48	35	39	Lopez C C	b 114	12.00
8 4 97	1016	1015	717	Romero J A	b 120	34.80
6 7 78	711	79	68	Lopez C C	b 114	48.40
8 6 911	1013	918	1019	Madrid A Jr	b 120	28.30
1 8 917	77	713	615	Iliescu A	b 118	3.70

Lady Danielle

Own.—Vee Nine Stable

LATEST WORKOUTS Sep 7 Pha 5f fst 1:01% b

Silver Gown

Own.—Slam Stable

24Aug88- 9Pha my 5f	:23	:47	1:20	3+ @Md 7000
11Aug88- 4Mth fst 6f	:22%	:45%	1:12%	3+ @Md 10500
1Aug88- 10Mth fst 6f	:22%	:46%	1:13%	3+ @Md 10000
25Jly88- 4Mth fst 6f	:22%	:46%	1:13%	3+ @Md 10500
14Jly88- 9Mth fst 6f	:22%	:46%	1:11%	3+ @Md 10000
6Jly88- 1Mth fst 1 1/2	:48%	1:13%	1:48%	3+ @Md 10000
24Jun88- 1Mth fst 6f	:22%	:46%	1:14	3+ @Md 10000
17Jun88- 1Mth fst 6f	:22%	:47%	1:14%	3+ @Md 10500
8Jun88- 9Mth fst 6f	:22%	:45%	1:12%	3+ @Md 16000
13Aug87- 4Mth fst 5f	:22%	:46%	1:05%	@Md c-32000

LATEST WORKOUTS Sep 16 Pha 4f fst :49% b

Ch. f. 3, by Lines of Power—Fastways, by Creme de Creme
Br.—Koller Janet H (Ky)
Tr.—Henry Royston A

\$7,000

Aug 20 Bel tr 1 3f fst :36% b

B. f. 3, by Avatar—Silver Bid, by Bold Bidder
Br.—Brady-Kitchen Fms Inc—Little W P (Ky)
Tr.—Lehman Edward

\$7,000

Aug 20 Bel tr 1 3f fst :36% b

Sep 10 Pha 5f fst 1:02% b

1087Lifetime 1988 17 M 0 3 \$2,770
1987 2 M 0 0

52-14 Taxing 116*	Hai Coup 1147	Coakley Bay 1145	Outrun 12
50-18 Celerity 12214	Coakley Bay 1136	Britton Blue 106	Outrun 10
41-19 Slady El 1154	Quarter Note 1154	Goomer 1157	Fell back 6
44-22 Amy's Rock 1159	Britton Blue 108	Princess Fortune 106*	Wide 10
57-20 Bold Deanie 120	Penny's Melody 122*	Char's Gal 122	No factor 12
52-20 Dancer's Baby 1177	Goomer 1141	Oui Claudette 1144	Wide turn 7
61-21 An O. K. Woman 1229	Drivesmeupthwall 120	Amalu 120	Outrun 11
64-18 Erika L. 120	Pusan 114	Fornax 114	Outrun 11
48-32 Jinara 122	Glendaloch Gold 1224	Familial Grace 115	Outrun 11
43-26 Big Aggy Tate 1184	I'm a Daft 115	Graceful Grace 1184	No factor 9

1105Lifetime 1988 9 M 3 0 \$3,380
1987 1 M 0 0

73-21 Pleasureatic 114*	Silver Gown 109	Scarlet Door 1143	Just failed 6
70-18 Mistic Appeal 110	Charmin Carmen 117	Willowysis 113*	Outrun 10
66-16 Her Dance 117*	Lady Be Bright 112	Willowysis 117	No factor 11
65-23 Tee Dancing 122	Diana's Star 113	Toni Anns Baby 115	Outrun 10
72-13 Toldski 117	Silver Gown 1164	Psycho Lass 111	2nd best 12
43-19 Champagne Double 122	Br's Blister 122	Superb Country 1154	Tired 7
62-18 Bold Pinkie 1223	Delaius 122*	Nobody's Darlin' 115	Tired 9
65-28 Good Guys Girl 1182	Silver Gown 1054	Fast Jo Ann 108*	2nd best 10
58-18 Highland Waves 115	Luceat 1184	Toni Anns Baby 118	Tired 11
61-21 Hwkett 117	Plastic Prdise 117*	Bdger Princess 1172	Showed nothing 10

1107Lifetime 1988 5 M 0 0 \$51
1987 0 M 0 0

77-11 Delaius 117	Ziggy Zone 112	Tided One On 1102	Outrun 12
65-18 Mistic Appeal 110	Charmin Carmen 117	Willowysis 113*	Outrun 10
55-23 Tee Dancing 122	Diana's Star 113	Toni Anns Baby 115	Outrun 10
54-13 Toldski 117	Silver Gown 1164	Psycho Lass 111	Outrun 12
60-19 Barbara Spender 1183	Chocolate Fondue 116	Rit's Gry Del 116	tired 10

117Lifetime 1988 1 M 0 0 \$48
1987 0 M 0 0

72-17 Royal Rankin 1143	Racin Lady 1152	Two Brides 1182	Broke slowly 7
-------------------------	-----------------	-----------------	----------------

Tender Ego

Own.—Toman Mrs A J

27Aug88- 11Atl fst 6f	:22	:45%	1:12%	3+ @Md 7500
11Aug88- 4Mth fst 6f	:22%	:45%	1:12%	3+ @Md 12500
25Jly88- 4Mth fst 6f	:22%	:46%	1:13%	3+ @Md 10500
14Jly88- 9Mth fst 6f	:22%	:46%	1:11%	3+ @Md 10000
7Jly88- 9Mth fst 6f	:22%	:46%	1:13%	3+ @Md 10500

LATEST WORKOUTS Sep 16 Mth 5f fst 1:01 h

Ch. f. 3, by Escaped—Ego's Delight, by Egotistical
Br.—Toman Mrs A J (NJ)
Tr.—Fisher John L

\$8,000

Sep 8 Mth 5f fst 1:03 b

Clandestin Jewel

Own.—Scicchitano J V

29Jly88- 6Atl fst 5f	:22%	:46%	1:05%	3+ @Md 12000
----------------------	------	------	-------	--------------

LATEST WORKOUTS Aug 4 Mth 6f fst 1:16% b

B. f. 3, by Sauvage—Magnificent Jewel, by Clandestino
Br.—Canady L (Ark)
Tr.—Scicchitano James V

\$8,000

Jly 21 Mth 5f fst 1:04% b

4

MEADOWLANDS

6 FURLONGS
MEADOWLANDS

FINISH!

START!

6 FURLONGS. (1.06%) CLAIMING. Purse \$10,000. Fillies and Mares, 3-year-olds and upward. Weight, 3-year-olds, 118 lbs. Older 122 lbs. Non-winners of two races since August 22 allowed 3 lbs. A race 6 lbs. Claiming Price \$16,000; for each \$500 to \$14,000 1 lb. (Races where entered for \$12,000 or less not considered)

Book Of Joy

Own.—Renegade Stable

11Jly88-7Mth fst 6f	:22%	:45%	1:10 1/4	3+ @Alw 15000	2 4 32 35 513 516	Castaneda M	b 116	6.30
12Jun88-38el fst 6f	:22%	:46%	1:12 3/4	3+ @Alw 27000	7 7 55 68 713 613	Castaneda M	b 117	3.40
28Nov87-9Aq fst 6f	:23%	:47%	1:12 3/4	3+ @Alw 32000	10 4 42 31 43 35	Santagata N	b 115	*2.60
8Nov87-9Aq fst 7f	:23	:46%	1:25 3/4	3+ @Alw 32000	4 4 1 1st 2nd 21	Santagata N	b 115	6.20
1Nov87-7Aq fst 1 1/4	:48%	1:13 3/4	1:53 3/4	3+ @Alw 33000	4 2 21 21 48 47	Santagata N	b 115	6.60
23Oct87-7Aq fst 6f	:22%	:45%	1:12	3+ @Alw 32000	7 14 14 13 111 88 86	Antley C W	b 114	4.40
7Oct87-78el my 7f	:23	:46%	1:25 3/4	3+ @Alw 30000	5 13 31 96 1014 98	Antley C W	b 114	*2.30
19Sep87-48el my 6f	:22%	:45%	1:12	3+ @Alw 30000	7 6 31 32 4nk 1 1/2	Antley C W	b 113	2.30
19Sep87-Disqualified and placed sixth								
6Sep87-78el fst 7f	:23	:46%	1:24 3/4	3+ @Alw 30000	1 9 11 1st 24 27	Antley C W	b 113	12.30
17Aug87-5Mth fst 6f	:22%	:45%	1:11 1/4	@Cim 25000	4 3 21 2 21 21	St Leon G	b 116	4.50

LATEST WORKOUTS

6Sep87-78el fst 7f :23 :46% 1:24 3/4 @Alw 30000
17Aug87-5Mth fst 6f :22% :45% 1:11 1/4 @Cim 25000
S=11 Med 5f fst 1:00 1/2 h Aug 6Mth 4f fst :49% b

Die Schnell Ein

Own.—The Right Stuff Stable

9Sep88-7Med fst 170	:45%	1:11 1/4	1:41 1/4	3+ @Alw 21200	9 2 28 42 81 813	Wilson R	b 117	6.20
1Sep88-7Mth fst 6f	:22%	:45%	1:10	3+ @Alw 21200	4 3 54 61 61 36	Wilson R	b 116	5.80e
3Aug88-7Mth fst 1	:47%	1:11 1/4	1:38 3/4	3+ @Alw 21200	7 6 65 44 47 46	Wilson R	b 117	6.00e
23Jly88-4Mth my 1	:46%	1:39 1/4	1:39 1/4	3+ @Alw 21200	6 4 46 32 25 27	Wilson R	b 117	4.20
15Jly88-6Mth fst 6f	:22%	:45%	1:10 3/4	3+ @Alw 16000	4 2 68 68 59 46 1/2	Wilson R	b 116	3.90
29Jun88-6Mth fm 1 1/4	:48%	1:12 3/4	1:44 3/4	3+ @Alw 8500s	6 1 11 12 12 44	Wilson R	b 115	2.30
14Jun88-4Mth fst 170	:46%	1:11 1/4	1:41 1/4	3+ @Alw 6500s	2 1 11 11 11 2no	Wilson R	b 115	3.20
28May88-8GS fst 6f	:22	:45%	1:10 3/4	3+ @Handicap	6 8 66 76 68 55 1/2	Vasquez M M	b 112	9.80
12May88-8GS fst 6f	:22%	:46	1:11 3/4	3+ @Cim 22500	7 1 31 2nd 15 15	Wilson R	b 114	2.50
25Apr88-9GS fst 6f	:22%	:46	1:12	3+ @Alw 15625	4 10 84 83 45 36 1/2	Wilson R	b 116	2.30

LATEST WORKOUTS

Aug 29Mth 4f fst :50 b

Be So Misty

Own.—Apostilico T

30Aug88-2Mth gd 6f	:22%	:46	1:11 1/4	3+ @Cim 16000	6 1 32 31 31 31 31	Melendez J D	b 116	4.70
19Aug88-2Mth fst 6f	:22%	:45%	1:11 3/4	3+ @Cim 16000	6 1 53 54 44 42	Vasquez M M	b 112	10.00
5Aug88-2Mth my 6f	:22	:45	1:11 3/4	3+ @Cim 20000	5 6 68 45 22 12 1/2	Vasquez M M	b 116	7.50
25Jly88-3Mth fst 6f	:22%	:45%	1:11 3/4	3+ @Cim 8000-	4 3 41 44 52 34	Vasquez M M	b 116	8.60
7Jly88-5Mth fst 6f	:22%	:45%	1:11 3/4	3+ @Cim 10500	7 2 76 79 57 55	Navedo E	b 112	28.60
9May88-4Suf fst 1	:48%	1:14 1/4	1:41 1/4	3+ @Cim 11000	1 1 1nd 48 616 628	Gambardella C	b 116	2.60
22Apr88-10Suf fst 6f	:23	:47%	1:14 1/4	@Cim 10000	9 2 41 34 610 81 1/2	Gambardella C	b 117	3.00
16Apr88-6Suf fst 6f	:22%	:47%	1:14	@Cim 25000	1 5 45 53 39 32	Gambardella C	b 114	9.50
9Apr88-7Suf fst 6f	:22%	:46%	1:12 3/4	@Cim 20000	5 4 53 56 49 610	Gambardella C	b 114	6.50
2Apr88-7Suf fst 6f	:22%	:46	1:12 3/4	@Cim 20000	3 4 45 36 24 25 1/2	Gambardella C	b 114	16.10

LATEST WORKOUTS

Sep 17Med 4f fst :49% b

Darlin Darlene

Own.—Martucci W C

8Sep88-6Med fst 6f	:22	:44%	1:10 3/4	3+ @Cim c-12500	3 7 65 45 33 2no	Antley C W	116	*2.40
30Aug88-2Mth gd 6f	:22%	:46	1:11 1/4	3+ @Cim 16000	5 2 64 64 52 42 1/2	Saumell L	116	4.80
13Aug88-2Mth fm 1 1/4	@:48	1:13	1:45 1/4	3+ @Cim 20000	7 6 67 64 43 54	Melendez J D	115	7.20
6Aug88-4Mth gd 1 1/4	@:49%	1:14 1/4	1:47 3/4	3+ @Cim 22500	10 4 49 41 44 46 1/2	Saumell L	114	8.30
19Jly88-7Mth fm 1 1/4	@:48%	1:13 1/4	1:51 3/4	3+ @Cim 20000	6 6 64 31 51 32	Saumell L	115	9.20
9Jly88-10Mth fst 1 1/4	:47%	1:11 3/4	1:44 3/4	3+ @Cim 25000	8 5 65 54 53 410	Saumell L	115	5.00
21Jun88-6Mth fm 1 1/4	@:47%	1:11 3/4	1:44 3/4	3+ @Alw 16000	8 6 63 74 42 73 1/2	Allen K K	118	27.20
8Jun88-2Mth fst 1 1/4	:48	1:12 3/4	1:44 3/4	3+ @Cim 12500	7 3 34 25 23 25 1/2	Krone J A	115	*2.10
26May88-3GS fst 6f	:22%	:46	1:11 3/4	3+ @Cim 11000	5 1 35 33 1nd 12 1/2	Capanas S	111	*1.80
14May88-7GS fst 6f	:22%	:46%	1:13 3/4	3+ @Cim 11000	3 7 95 66 53 22	Capanas S	111	5.60

Lady Calhoun

Own.—Lennon & Schucker W

30Aug88-2Mth gd 6f	:22%	:46	1:11 1/4	3+ @Cim 16000	7 7 53 54 62 54	Johnson W C	111	7.70
9Aug88-5Mth fst 170	:47%	1:12 3/4	1:42 3/4	3+ @Cim 18000	3 5 53 53 68 68 1/2	Saumell L	114	4.50
28Jly88-5Mth fst 6f	:22%	:45%	1:11 3/4	3+ @Cim c-14000	7 1 45 45 44 25	Capanas S	108	3.60
15Jly88-5Mth fst 1 1/4	:47%	1:44 1/4	1:44 1/4	3+ @Cim 12500	6 2 31 23 23 21 1/2	Torso M A	110	5.90
7Jly88-5Mth fst 6f	:22%	:45%	1:11 3/4	3+ @Cim 12500	2 7 66 45 43 43 1/2	Capanas S	111	5.70
27Jun88-2Mth fst 6f	:22%	:46%	1:11 3/4	3+ @Cim 12500	1 6 33 33 32 37	Capanas S	111	5.50
9Jun88-4Mth gd 6f	:22%	:45%	1:12	3+ @Cim 16000	9 8 89 710 56 64	Capanas S	111	6.00
12May88-8GS fst 6f	:22%	:46	1:11 3/4	3+ @Cim 20000	5 4 52 41 25 25	Melendez J D	113	9.30
25Apr88-9GS fst 6f	:22%	:46%	1:12	3+ @Alw 15625	11 3 51 33 33 46 1/2	Melendez J D	116	22.10
12Apr88-8GS fst 6f	:23	:46%	1:13	@Cim 22000	5 9 85 74 55 44 1/2	DeCarlo C P	116	5.20

B. f. 4, by Mari's Book—Antiquaire, by American Native

\$16,000

Br.—Perez Robert (NY)

Tr.—Seewald Alan

B. f. 4, by Somethingpoetic—Thax to Thee, by Assagai

\$16,000

Br.—Hartwell W J (NJ)

Tr.—Farro Michael

Dk. b. or br. f. 4, by If This Be So—Nasty Mist, by Naskra

\$16,000

Br.—Long Quinton V (Fla)

Tr.—Agrinoni Jose F

B. f. 4, by Raise a Bid—Right Right, by Moholme II

\$16,000

Br.—Domino Stud (Ky)

Tr.—Crupi James J

Dk. b. or br. f. 4, by Twin Time—Princess Mystique, by Whodunit

\$16,000

Br.—Merola M V (NJ)

Tr.—Hirsch Alan

Lifetime 1988 2 0 0 0 \$450
33 2 6 2 1987 17 1 5 2 \$31,720
\$53,318 Turf 1 0 0 0

116

73-15 Fabulous Fanny 1103 True Mischief 1145 Kim Cat 1104 Tired 6	
64-17 Havana Express 1123 Oh Betty 1142 Over The Hump 1174 Outrun 8	
72-23 MissAngelT. 1152 Oh How We Danced 1153 Book Of Joy 1152 Even try 11	
73-27 Six Red Roses 1171 Book Of Joy 1151 Arctic Holiday 1153 Gamely 10	
59-24 Lady Ironside 1172 Ms. Oreo 1152 Dyna Mite Mollie 1202 Tired 11	
74-18 Am A Prank 1194 MissAngelT. 1146 Six Red Roses 1174 Reared st. 14	
65-22 Polverina 1144 Be Indifferent 1143 Forli's Luck 1142 Poor st. 13	
79-14 Book Of Joy 1133 My Girl Deanne 1154 Cissic Manner 1152 Bore in 7	
72-19 Rosie's Dancer 1173 Book Of Joy 1152 If At First 1135 2nd best 12	
82-15 Donaghcloney 1161 Book Of Joy 1160 Royal Zeus 1160 Game try 7	
Jly 30 Mth 3f fst :35% hg	

Lifetime 1988 18 4 4 3 \$46,047
41 6 7 5 1987 13 0 0 1 \$5,680
\$76,417 Turf 2 0 0 0

116

74-14 A Jersey Peach 1113 Little Cutes 1171 Flash Prancer 1161 Tired 9	
84-16 Flawless Melody 1124 Loyal Hart 1182 Die Schnell Ein 1160 Fin. well 8	
73-17 Luvinherisluv 1152 Little Cutes 1174 Joy Hoy 1120 Even try 9	
67-25 Keroky 1177 Die Schnell Ein 1178 Ship's Store 1144 Best of others 8	
82-16 Eloquent Miss Rex 1162 Demonstration 1160 Trek 1163 No menace 6	
88-08 Trmps Lk Us 1154 Explan 1172 Nncy's Gity 1154 Crowded st., tired 7	
88-12 Explodum 1150 Die Schnell Ein 1154 Kerfoot 1101 Nosed 10	
83-17 Veronica Rose 1114 Tangerine Dream 1121 Creme Royle 1161 No threat 9	
84-27 Die Schnell Ein 1145 Lady Calhoun 1132 Red Wing Ron 1112 Ridden out 7	
76-25 Tangerine Dream 1174 Sarh Lbris 1146 Die Schnell Ein 1160 No threat 12	

Lifetime 1988 17 2 1 4 \$16,384
51 5 7 10 1987 25 2 2 5 \$19,089
\$42,460 Turf 1 0 0 0

1115

79-18 Little Cris Cross 1070 Get Set Peg 1193 Be So Misty 1162 Evenly 7	
81-17 Big Bozo 1160 Coral Flight 1141 Private Iron 1133 Fin. well 8	
83-22 Be So Misty 1162 Piper Over 1120 Her First Orchid 1163 Drew clear 8	
77-23 Clever Dream 1163 Ira's Cat 1161 Be So Misty 1161 No threat 7	
78-19 Quid's Dancer 1193 Sepo Dancer 1162 Little Cris Cross 1060 Wide 7	
42-29 Last Best Hope 1073 Diplomatic King 1144 Double Burst 1123 Stopped 6	
58-36 Family Action 1144 Bee Logical 1141 Single Kiss 1141 Raced wide 9	
69-27 Dewans Mischief 1140 Broad Outlook 1142 Be So Misty 1144 Hung 6	
69-29 Merebot 1144 Regal Burn 1094 Sarah's Sense 1144 Weakened 7	
74-27 Buster's Girl 1135 Be So Misty 1144 Soft Ruffles 1140 Rallied 7	

Lifetime 1988 17 1 5 1 \$18,745
34 6 6 4 1987 7 2 1 1 \$16,545
\$57,373 Turf 5 0 0 2

116

88-14 Majesticant 1110 Darlin Darlene 1163 Ira's Cat 1142 Just missed 9	
78-18 Little Cris Cross 1070 Get Set Peg 1193 Be So Misty 1162 Mild gain 7	
68-22 Stall Society 1152 Play It Hard 1177 Faded Glory 1112 Lacked a bid 11	
61-27 Play It Hard 1112 Stall Society 1133 Lollipop's Ruler 1153 Evenly 11	
89-08 Mull Over Me 1130 Criss Commender 1143 Drin Drine 1150 Willingly 10	
71-14 Flower Talk 1155 Stall Society 1114 Keroky 1171 No threat 9	
79-13 Sister Dot 1090 Final Road 1141 Six Clicks 1110 Steadied in tight 9	
75-18 Orchard of Beauty 1154 Drin Drine 1153 Thin Smrt 1153 Held place 8	
83-26 Darlin Darlene 1112 M.D. Duchess 1141 Alimand's Test 1160 Driving 7	
74-21 Exotic Power 1162 Darlin Darlene 1113 Heading North 1160 Gaining 11	

Lifetime 1988 11 0 3 1 \$11,883
26 3 4 5 1987 10 1 0 3 \$14,020
\$45,381 Turf 2 0 0 0

1115

77-18 Little Cris Cross 1070 Get Set Peg 1193 Be So Misty 1162 No factor 7	
74-17 Maiden Name 1154 The Real You 1132 Ida Lewis 1083 No factor 7	
79-21 Sweet Yang 1155 Lady Calhoun 1080 M.D. Duchess 1120 Finished well 7	
83-16 Get Set Peg 1081 Lady Calhoun 1106 Silvie Who 1152 Willingly 6	
79-19 Quid's Dancer 1193 Sepo Dancer 1162 Little Cris Cross 1060 In tight 7	
77-19 Loyal Hart 1094 Countess Zero 1163 Lady Calhoun 1114 Tired 7	
76-18 Private Iron 1161 Bossy Saucy 1163 Sepo Dancer 1160 No factor 10	
79-27 Die Schnell Ein 1145 Lady Calhoun 1132 Red Wing Ron 1112 2nd best 7	
75-25 Tangerine Dream 1174 Sarh Lbris 1146 Die Schnell Ein 1160 Weakened 12	
72-26 Die Schnell Ein 1143 Clever Dream 1141 Move Over Bud 1190 Rallied 9	

Orchard of Beauty

Own.—Lobianco S

8Sep88- 6Med fst 6f	:22	:44%	1:10%	3+	©Cim c-10500
15Jly88- 5Mth fst 1 1/2	:47%	1:44%	1:44%	3+	©Cim 12500
8Jly88- 5Mth fst 170	:45%	1:10%	1:42%	3+	©Cim 16000
28Jun88- 2Mth fst 6f	:23%	:47	1:11%	3+	©Cim 16000
8Jun88- 2Mth fst 1 1/2	:48	1:12%	1:44%	3+	©Cim c-12500
23May88- 6GS fst 170	:46%	1:12%	1:44	3+	©Cim 14000
22Apr88- 7GS fst 170	:47%	1:14%	1:45%	3+	©Cim c-14000
11Apr88- 6GS fst 1 1/2	:47%	1:14	1:48%		©Cim 14000
23Mar88- 8GS fst 1 1/2	:48%	1:13%	1:47%		©Cim 14000
29Feb88- 8GS fst 1 1/2	:47%	1:14	1:48%		©Cim 14000

LATEST WORKOUTS Aug 29 Mth 4f fst :49% b

Cariba Key

Own.—Belford Judith R

30Aug88- 6Mth fst 1 1/2	:46%	1:12%	1:45%	3+	©Cim 25000
15Aug88- 5Mth fst 6f	:22%	:45%	1:11%	3+	©Cim 45000
13Dec87- 9Aqu fst 6f	□:23	:47%	1:12		©Cim 25000
29Nov87- 9Aqu fst 6f	:23	:46%	1:12%		©Cim 45000
18Nov87- 1Aqu fst 1	:46%	1:11%	1:36%	3+	©Alw 31000
3Nov87- 1Aqu fst 6f	:21%	:44%	1:10%		©Cim 70000
10Oct87- 5Bel fst 6f	:22%	:45%	1:10%	3+	©Alw 28000
25Jly87- 6Bel fst 7f	:22%	:46%	1:25%	3+	©Alw 28000
13May87- 5CD fst 6f	:22%	:47	1:17%	3+	©Md Sp Wt
29Oct86- 5CD fst 6f	:21%	:46%	1:11%		©Md Sp Wt

LATEST WORKOUTS Sep 16 Mth 5f fst 1:01 h

Ira's Cat

Own.—Abrams K

8Sep88- 6Med fst 6f	:22	:44%	1:10%	3+	©Cim 11500
18Aug88- 5Mth fst 1 1/2	:48%	1:13%	1:46%	3+	©Cim 14000
4Aug88- 3Mth fst 170	:47%	1:11%	1:43%	3+	©Cim c-8000
25Jly88- 3Mth fst 6f	:22%	:45%	1:11%	3+	©Cim 8000
1Jly88- 10Mth fst 1	:46%	1:12%	1:38	3+	©Cim c-6250
14Jun88- 4Mth fst 170	:46%	1:11%	1:41%	3+	©Alw 6500s
4Jun88- 1Mth fst 6f	:22%	:46	1:11	3+	©Cim 6250
22Apr88- 7GS fst 170	:47%	1:14%	1:45%	3+	©Cim 14000
12Apr88- 5GS fst 6f	:22%	:46%	1:13%		©Cim 14000
17Mar88- 9GS fst 1	:46%	1:12%	1:40%		©Alw 13500

B. m. 5, by Seclusive—Orchard Homes, by Judger
Br.—Otis H W (Ky)
Tr.—Harvatt Charles R

2 6 76 77 46 46	Castaneda M	113	17.60
4 4 21 32 56 510	Castaneda M	115	*1.80
7 4 41 31 37 37	Krone J A	117	*1.30
6 2 32 58 512 614	Lopez C	119	3.80
5 1 14 15 13 15	Castaneda M	115	5.10
4 5 42 43 21 21	Barrera C	116	9.70
8 9 84 65 54 58	Verge M E	116	7.40
1 4 53 53 41 32	Verge M E	116	*2.60
9 5 52 22 21 21	Verge M E	116	4.90
4 5 64 77 68 511	Verge M E	116	5.00

Aug 18 Mth 4f fst :48% h

B. f. 4, by Key to the Kingdom—Hy Arlene, by Hy Frost
Br.—Orenstein B & Barbara (Ky)
Tr.—Teshar Howard M

5 1 13 42 518 637	Castaneda M	b 115	13.80
2 7 52 711 715 620	Ferrer J C	b 114	20.40
9 7 41 30k 78 912	Ortega P Jr 5	b 111	44.90
110 85 107 913 912	Pezua J M	b 112	34.10
5 2 2 1hd 612 618	Ortega P Jr 5	110	57.40
6 1 55 712 820 820	Davis R G	112	26.30
5 3 43 59 612 59	Davis R G	114	11.30
9 1 31 67 921 928	Santos J A	111	4.20
9 1 1 13 14 110	Woods C R Jr	111	6.90
3 7 32 56 510 715	Miller S E	b 120	9.40

Sep 9 Mth 5f fst 1:01 b

B. f. 4, by Bold Josh—Gianadora, by Mr Prospector
Br.—Due Process Stable (NY)
Tr.—Abrams Ronald

6 4 32 2hd 2 33	Krone J A	b 114	6.50
4 6 76 79 58 512	Rocco J	b 113	4.30
3 2 2hd 13 15 18	Wilson R	b 115	*.50
5 2 61 54 42 22	Krone J A	b 116	*.90
9 3 3 24 28 419	Saunell L	b 115	*2.50
7 6 52 43 67 69	Rocco J	b 115	4.20
8 6 21 2hd 1hd 16	Wilson R	b 116	3.70
5 6 53 107 111 112 129	Melendez J D	b 119	5.40
3 8 89 87 89 63	Capanas S	b 114	4.70
5 4 46 43 43 58	Capanas S	b 117	5.10

1075

Lifetime	1988	14	2	4	2	\$21,195
63 4 6 8	1987	19	0	2	1	\$8,440
\$76,075	Turf	6	0	0	1	\$3,600

116

Lifetime	1988	2	0	0	0	\$9,425
11 1 0 0	1987	7	1	0	0	\$3,875

112

Lifetime	1988	12	3	2	1	\$21,930
22 6 3 3	1987	10	3	1	2	\$17,845
\$39,775	Turf	1	0	0	0	\$360

FIRST RACE
Phila Park
SEPTEMBER 21, 1988
6 FURLONGS. (108%) MAIDEN CLAIMING. Purse \$4,500. Fillies and mares, three-year-olds and upward. Weights: 3-year-olds 117 lbs.; older 122 lbs. Claiming price \$8,000; for each \$1,000 to \$7,000, allowed 2 lbs. (86th Day. **WEATHER CLEAR. TEMPERATURE 82 DEGREES.**)

Value of race \$4,500; value to winner \$2,700; second \$900; third \$495; fourth \$270; fifth \$135. Mutuel pool \$27,361. Exacta Pool \$32,342.

Last Raced	Horse	Eqt.A.Wt	PP	St	1/4	1/2	Str	Fin	Jockey	Cl'g Pr	Odds \$1
27Aug88 11At15	Tender Ego	b	3110	10	1	52	13 1/2	17	14 1/2	Bravo J7	8000 14.40
7Sep88 9Pha5	Cheerful Cheenie	b	3115	4	3	32	22	21	2nd	Alligood M A	7000 5.30
31Aug88 10Pha2	Superb Country	b	3117	1	8	7 1/2	63	32 1/2	34 1/2	Romero J A	8000 3.50
7Sep88 10Med6	Fast Jo Ann	b	5122	6	6	4th	3rd	41 1/2	4th	Cantagallo G J	8000 16.20
31Aug88 10Pha3	April's Whisper	b	3117	5	9	8th	74	53	57 1/2	Colton R E	8000 7.00
7Sep88 9Pha6	Suliz	b	3110	3	5	1st	4th	61 1/2	6th	Cabrera S5	7000 19.30
2Sep88 9Pha10	Oui Claudette	b	3115	7	11	11	104	82	71	Castaneda Kt	7000 49.20
1Sep88 5At16	Will Be Partners	b	3115	2	4	21	5th	71	81	Navedo E	7000 76.60
	Lady Danielle	b	3110	8	7	6th	91	106	9th	Springman C S5	7000 10.40
24Aug88 9Pha2	Silver Gown	b	3110	9	2	95	8th	9th	106	Capanas S5	7000 1.40
29Jly88 6At16	Clandestin Jewel		3117	11	10	105	11	11	11	Rodriguez J	8000 123.90

OFF AT 1:00. Start good, Won driving. Time, :23, :46 1/2, 1:12 1/2 Track fast.

Official Program Numbers

\$2 Mutuel Prices:

11-TENDER EGO	30.80	14.80	8.20
4-CHEERFUL CHEENIE		6.60	4.20
1-SUPERB COUNTRY			3.00
\$2 EXACTA 11-4 PAID \$269.40.			

Ch. f, by Escaped—Ego's Delight, by Egotistical. Trainer Fisher John L. Bred by Toman Mrs A J (NJ).

TENDER EGO launched a powerful run around rivals on the turn, took the lead and was under strong handling to hold sway. CHEERFUL CHEENIE raced three wide and just off the pace and lasted for place. SUPERB COUNTRY was between rivals advancing and couldn't threaten. FAST JO ANN was outside on the turn with a challenge and flattened out. APRIL'S WHISPER saved ground. SULIZ vied for the lead two wide and tired. WILL BE PARTNERS saved ground and tired. SILVER GOWN raced outside and showed nothing.

Owners— 1, Toman Mrs A J; 2, Reign Beau Stable; 3, Idyll Acres Farm & Heimer D; 4, Williams Louise J; 5, King H; 6, Hidden View Farm & Newcomer; 7, J H Squared Stable; 8, DeThomasi C; 9, Vee Nine Stable; 10, Slam Stable; 11, Scicchitano J V.

Trainers— 1, Fisher John L; 2, Dodds Robert; 3, Heimer Dennis; 4, Williams Ben L; 5, King Hunter; 6, Pacitti Michael; 7, Jenkins Suzanne H; 8, Smith Arthur; 9, Henry Royston A; 10, Lehman Edward; 11, Scicchitano James V.

† Apprentice allowance waived: Oui Claudette 7 pounds.

Scratched—Galactic Star (1Aug88 4At16); Suede Fez (3Aug88 6Pha11); Practical Cat (9Sep88 9Pha10); Feather Brain (7Sep88 9Pha9); E. T.'s Jet (26Aug88 4At14); C. H. Double Date (31Aug88 10Pha9); Donna's Reply (27Jan88 6Pha41)

FOURTH RACE
Meadowlands
SEPTEMBER 19, 1988
6 FURLONGS. (108%) CLAIMING. Purse \$10,000. Fillies and Mares, 3-year-olds and upward. Weight, 3-year-olds, 118 lbs. Older 122 lbs. Non-winners of two races since August 22 allowed 3 lbs. A race 6 lbs. Claiming Price \$16,000; for each \$500 to \$14,000 1 lb. (Races where entered for \$12,000 or less not considered)

Value of race \$10,000; value to winner \$6,000; second \$2,000; third \$1,100; fourth \$600; fifth \$300. Mutuel pool \$106,907.

Last Raced	Horse	Eqt.A.Wt	PP	St	1/4	1/2	Str	Fin	Jockey	Cl'g Pr	Odds \$1
8Sep88 6Med3	Ira's Cat	b	4113	8	3	31 1/2	21	13	15 1/2	Castaneda M	14000 10.50
30Aug88 2Mth3	Be So Misty	b	4111	3	1	23 1/2	1st	23	23	Claudio A5	16000 4.70
9Sep88 7Med8	Die Schnell Ein	b	4116	2	7	5th	41	31	31 1/2	Wilson R	16000 3.20
8Sep88 6Med2	Darlin Darlene		4116	4	2	6 1/2	6 1/2	5th	4 1/2	Saumell L	16000 3.50
8Sep88 6Med4	Orchard of Beauty		5108	6	4	8	8	72	52	Capanas S5	14000 24.70
30Aug88 2Mth5	Lady Calhoun		4111	5	6	7th	72	6th	62	Cabrera S5	16000 30.30
30Aug88 6Mth6	Cariba Key	b	4116	7	5	4th	32	4th	7th	Antley C W	16000 5.30
11Jly88 7Mth5	Book Of Joy	b	4116	1	8	1st	5th	8	8	Santagata N	16000 2.80

OFF AT 8:48. Start good, Won driving. Time, :22 1/2, :45, 1:10 1/2 Track fast.

\$2 Mutuel Prices:

10-IRA'S CAT	23.00	8.80	5.60
5-BE SO MISTY		5.40	3.80
4-DIE SCHNELL EIN			3.60
\$2 EXACTA 10-5 PAID \$119.20.			

B. f, by Bold Josh—Glanadora, by Mr Prospector. Trainer Abrams Ronald. Bred by Due Process Stable (NY).

IRA'S CAT, well placed outside, quickly took over nearing the lane and drew clear. BE SO MISTY took over from between rivals on the turn but was no match for the winner in the stretch while lasting for the place. DIE SCHNELL EIN, jostled at the start, saved ground thereafter. DARLIN DARLENE failed to menace outside. CARIBA BAY advanced outside steadily just behind the winner but had nothing left for the stretch drive. BOOK OF JOY did not break alertly, rushed up inside to force the pace, was done after three furlongs.

Owners— 1, Abrams K; 2, Apostilico T; 3, The Right Stuff Stable; 4, Martucci W C; 5, Lobianco S; 6, Lennon & Schucker W; 7, Belford Judith R; 8, Renegade Stable.

Trainers— 1, Abrams Ronald; 2, Agrinoni Jose F; 3, Farro Michael; 4, Crupi James J; 5, Harvatt Charles R; 6, Hirsch Alan; 7, Teshar Howard M; 8, Seewald Alan.

Overweight: Ira's Cat 1 pound; Orchard of Beauty 1.

Scratched—Bronx Express (28Jly88 8Bel5); Adda Girl (18Aug88 8Pim3); Tax-Roy (31Aug88 3Pha1); Her First Orchid (8Sep88 6Med2); Sweet Yang (15Aug88 6Mth5).

THE PSYCHOLOGY OF WINNING

BY HOWARD G. SARTIN, PH.D.

We have discussed at length the negative impact of guilt and anxiety, and the ways in which they erode successful handicapping. We have probed the effect of parental-social injunctions against gambling and how our response to them creates a subconscious need to lose. What we have not examined is the effect of conscious, self-determined and rationally justified ATTITUDES that are highly predictive of failure.

To begin with, our own attitude is arbitrary and decidedly egomaniacal. By implication, if not direct statement, we are high-handed, elitist and intolerant of much of mainstream thinking in the handicapping field. We insist on a practitioner-patient relationship with our clients that pre-empt the concept that the "customer" is always right. Under the circumstances, it is amazing that we have as many clients as we do. Our haughtiness is pretty good insurance against us ever exceeding our set limitation of 1,000 successful clients.

Our attitude is by design. It is part of a game-plan based on the goal of creating winners, not customers. It is definitely non-commercial: we've had enough good publicity to attract thousands of clients at considerably higher cost. I made this decision going in with my eyes wide open. I don't regret it. We've lost several PIRCO Charter Members who disagreed with my stand. They looked upon their participation as a map to a gold mine rather than a chance to help themselves at the track while contributing their time to helping others. In each case, they pirated the method for sale; and in each case their greed exceeded their handicapping skills and their dream of riches faded. Each of these persons is living proof of the fact that when you break faith, you lose faith. Faith is belief; and without a strong belief system, one cannot win at the races.

In light of our own haughty, arbitrary attitude, it may seem a little hypocritical for me to criticize or condemn the attitudes of others. But that's what I'm about to do. I'm a big sports fan. Boxing and football are my favorites. Baseball for the play-offs and World Series only. And the championship series in professional basketball. Perhaps it is because my ears are attuned to it, but I seem to hear the professional commentators of sporting events talking more and more of attitude, mental set, determination, will power, etc. Ara Parsegian, Dick Vermeil, John Madden, the guy on Monday Night Football, all of them seem to emphasize that physically many teams are equal, but the main ingredient of champions is their Mental Set: ATTITUDE!

I worked with Bobo Olson (the boxer) after he was dethroned as middleweight champion. He was getting knocked out before the punch arrived. He was depressed, mismanaged, floating in a sea of anxiety and non-confidence. When these factors were corrected, he went on to

become the number two challenger for the light-heavyweight crown, losing legitimately to Torres and then retiring. But ATTITUDE prolonged his career by four years and got him out of debt. He was never again the physically intimidating brawler he was as a middleweight, yet through determination based on attitude, he was able to alter his style and fully utilize his depleted skills.

In our last seven Seminars, I, along with the PIRCO Charter Members, have witnessed mass attitudes that were stellar examples of human beings determined -and destined- to become winners. The positive response and interpersonal communication was truly inspiring to us and to those in attendance. It was spontaneous, contagious and financially rewarding for most of the attendees. In Las Vegas we were not so politely asked not to return to the Palace Station because we created a \$26,000 deficit at the race book.

Our next foray to Vegas at the Marina had the manager looking for me, "take me to your leader," with venom. Two trips to Saratoga produced a bevy of winners, even for newcomers. Michael Schertz had a pick six consolation using only one horse per race. In Omaha, where we accompanied the clients to the track, the worst of them had six of nine on an eleven race card. The best, eight of nine.

Our first venture to the Aladdin in Vegas produced their first ever negative days in the racebook. There was little recrimination by management because Glenn Smock was acting as a sports betting agent for a high roller who was placing about half a million a year through the Aladdin sports book. Besides, Tony, the assistant manager was a client. However, our October, 1988 expedition to the same Aladdin caused an eruption akin to that of Mt. St. Helens. The hotel was great. The meeting room first class. But oh what a difference in the book. Glen's client was no longer betting, Tony was gone and after a few big exactas, quinellas and four horse win parlays, the manager was looking for "the guy in charge."

They wouldn't let us have Racing Forms. Even put up a sign: "No Forms for Seminar People." Their betting machines locked up virtually every time ANY of us went to the window. Clients from all over North America, newcomers and veterans alike, were being harassed. Seven people, only three of them Charter Members, were cut off entirely. Others saw the handwriting on the wall and went down the street to Bally's. PIRCO Charter Members, myself included, were freely going over races with any client asking for help, and everyone who participated was having a wonderful winning experience.

One new client, whose friends told him that he was wasting his money to attend the seminar, that all those computer methods were losers, was ecstatic. He had seen it done! He had done it! Not just once, but consistently over three days by LOTS of people. This was all he needed: to KNOW that it COULD be done.

We received more phone calls and truly rewarding letters from this seminar than from any other. It was the best, the very best, they said. One person stated that he was on such a high as a result of the experience that the subsequent depression when it was over was

almost unbearable. WHY then did ONE SINGLE PERSON fail to feel any of this? Why did he alone write:

Dear Howard:

I feel it necessary to make a few comments regarding the recent Las Vegas Seminar.

You and other charter or teaching associates continue to say "READ THE MANUAL!" Believe me, I do but there are times when I apparently do not comprehend the written word and need to see and hear specifics from people who do. Call it ignorance but I'm certain I am not the only one in this particular boat.

I do NOT call it ignorance. I call it attitude. To charge \$225 to rehash what has already been written would be easy. It would require no preparation on our part. We would be contributing nothing new and the result would be . . . blah. This man has been with us for at least three years. He is a well educated, highly successful executive in a field that requires wit and assertiveness. For him to "play dumb" is totally out of character.

Admiring Jim Bradshaw or Tom Brohamer for the results which they apparently achieve and then hearing their "intuitive" analysis is, again in my opinion, not helpful. Neither of these gentlemen, or for that matter, anyone else, spoke directly of using the computer methodology now and the subject of READOUTS was almost completely untouched upon.

On the contrary. Neither Tom nor Jim applied any "intuitive" analysis. Jim made a point of stressing that he COULD NOT communicate his intuitive powers, so he stuck strictly to "just what is in the manuals." It's on the audio tapes: "I don't know nothing but what's in the manuals." Brohamer made two incisive presentations on picking contenders based on the Match-Up procedures we have stressed and those that most accurately reflect classic handicapping thought. Bob Purdy spent much of his presentation on interpreting readouts and I elaborated on the subject Saturday night and Sunday morning.

In short, I attended for some very specific reasons and my personal needs were not fully met. Certainly the psychology of winning is a prime ingredient but in my opinion, much too much time and effort were spent on that subject. Of the roughly 275 attendees, you stated that approximately 125 were new clients. Again, in my opinion, they needed re-enforcement of attitude far more than clients who have been working with the methodology for years!

Each Charter Member, in his/her initial remarks, stated that if anyone had any problems or questions that were not covered during any presentation to feel free to meet with them personally. No one indicated that the writer of this letter approached them for personal "needs." But a whole bunch of others DID, believe me.

As a result of someone asking for their money back from a previous Las Vegas Seminar because I spent too much time on the "psychology crap," I barely mentioned it this time. Ginny Butler spent 7 or 8 minutes on it, but I made it a point NOT to dwell on it. Two quotations from Shakespeare come to mind in responding to this charge: "This was the most unkindest cut of all . . ." and "When I had most need of blessing, the word Amen stuck in my throat." This person, like the one who protested against our including too much "psychology crap" last year, is most in need of the psychology of winning. Why? Because, he states, he's been with us for years, as was the complainer from last year. It only took me 9 months to develop the Method. And I can say with absolute assurance that both complainers truly believe in their hearts that they are one hell of a lot smarter than I am.

There certainly are specific areas which I need to improve my efficiency level from the 52% I am experiencing to the above 63% needed for economic consideration when planning on investing full time.

To have been with us for years and still be doing only 52% is reflective either of our failure or of user attitude. Since I'm keeping this person anonymous, let me tell you a little about his attitude:

- 1) After having the method for less than a year, he opened a TOUT service, offering his choices to the public for a fee.
- 2) He came as a guest to a Beaumont workshop. I happened to get sick that afternoon and turned the clinic over to Dick Schmidt and Marion Jones. After I left, this person began a recital of: "If you're so smart, how come you're not rich?" He was making reference to our less than elaborate offices and my beat up 1978 Volkswagon Rabbit. I'm sure I was well defended by Marion and Dick in that matter, however my daughter got so riled up she went out and bought two new cars and a year old, low mileage used car. Also, we moved into new, (slightly) more elaborate offices at triple the rent. Ah, what price vindication.
- 3) And this is the topper. At the Las Vegas Seminar, after Jim Bradshaw reviewed a race at Hawthorn named after the PIRCO STUDY GROUP in Chicago, a race won by Bob Cochran's entire group, our complainer announced loudly from the floor: "I wouldn't bet that horse with your money!"

So his problems are obvious. He has taken an attitude counter to the teaching of the Methodology. Quite simply, he has only to conclude twice in every twenty races that he would not bet a horse with "our money," much less his, to achieve a 52% win proficiency instead of 63%. The reasons he gave for being unwilling to bet the horse were based on inapplicable class factors. Class factors that might have been viable in a high class race at Santa Anita, but NOT at Hawthorn. His problem is that he wants to adapt the Methodology to his prejudices rather than adapt himself to the Methodology.

I guess my biggest disappointments, by far, were things that did not occur but were promised in the letter announcing the seminar. (a) "In the afternoon (Sat.) we'll break into small groups to cover specialized subjects, etc." which was one of the main reasons I attended.

Here he has a legitimate complaint. The hotel was unable to provide us with additional space for small clinics, so we adapted to reality by focusing doubly for the entire audience on the subjects planned for the small groups. Adapting to reality is the essence of successful handicapping.

Additionally, I wanted to experience the "Sunday afternoon workshop" and watching a charter member going through races that had not been run in the past and to do this completely as the appropriate manual and computer program (Synergism, Ultra-Scan whatever) dictates.

We simply ran out of time. The hotel needed the room. We announced that all the Charter and Teaching members would be happy to work races with anyone needing help. Most took us up on it, causing the previously mentioned punitive reaction from the racebook. Needless to say, I returned this gentleman's seminar fee even though, to his credit, he did not ask for it.

What does all this mean to those of you who did NOT attend the seminar? Are we talking specifics? NO! We're citing a specific instance to demonstrate a generality. ATTITUDE. Positivity is our point. If we wish to find fault, we will. If we concentrate on what we DO NOT have, we will never benefit from what we DO have.

Here is an excerpt from a letter I received from a guest at the Las Vegas seminar; a man who is a noted handicapping authority, author and publisher. He is respected as one of the few honest people in the field.

At the cocktail hour, I talked to many attendees I had not previously met. Without exception they stressed two themes: (1) Excellent content, mind-boggling, sure learned a lot. And (2) I'm tired out. Brain weary. Gotta sort it out. Congratulations.

That from a man who by commercial standards is a competitor. A friendly and gracious competitor with an unselfish and giving ATTITUDE. Even as he gives of himself to his clients, he is able to receive the concepts of others with an open, healthy attitude, putting aside, for the moment, his own precepts. He was invited as an observer because he is a fellow seeker. His name, by the way, is Bert Norman.

If he can have such an open attitude, one must wonder who even one of our own clients should fight the very method they seek to win with. Why even one should be on a different page.

There IS a time when it's perfectly acceptable for you to get just as arbitrary as I am. A time to say: "I wouldn't bet that horse with your money!" A time to say: "Shove it, Doc." That time is AFTER you are winning consistently enough to know you're better than I, or any of the Charter Members. Then you won't need us anymore. We'll have done our job. Until such time, why not let us do the prescribing? You take the medicine. Until that time, just the the horses with YOUR money.



TRIP HANDICAPPING

VIA THE RACING FORM

BY DOC SARTIN

Editor's Note: This is the start of a new series on reading the Racing Form the "Sartin Way." Several mentions are made in this article of the winner of this month's Problem Race. If you want to get full value from the Problem Race article, please read it before continuing this article.

* * * * *

The term "trip," as applied to horse racing, is an ancient one as these things go. First used by harness racing people, it designated the nature of a horse's progress from gate to wire. Old time thoroughbred trainers incorporated the term into their lexicon in the early 1920's. Woody Stephens can be heard using the term frequently during interviews.

Thus, trip handicapping is the art of handicapping by observing each contender's journey from gate to wire, making notes of moves, veers, blocks, stumbles, alleged jockey improprieties, impedances of any kind; positive factors, such as an unencumbered journey, are also noted. Of special importance, it seems, is noting whether the trip was made closer to the rail or to the outside of the track. Trip handicappers view this as an indicator of their version of "bias."

Trip handicapping had a big boost a few years ago when Andy Beyer all but renounced his speed numbers in favor of trip analysis. At the time, he acknowledged his mentor on the subject as being Paul Mellos. Recently, Mellos narrated a video tape on the subject produced by Pam and Greg Lawlor. Then Beyer himself made one. Andy's is for the novice, Mellos' more for the advanced practitioner. Each is well done. Each suffers a little (in MY opinion, remember) from subjectivity.

Unfortunately trip handicapping by observation of a race is an almost TOTALLY subjective exercise. Nothing in racing is more ferocious as an argument between trip handicappers, as each expounds on what happened and, particularly, WHY it happened. Unfortunately, this kind of trip handicapping lends itself well to those obsessed with the conspiracy theory. Even the co-producer of the Mellos tape insisted it served to prove that jockey's were all "playing games." Things like a rider aboard an animal going almost 40 miles per hour coming up to another horse, clipping its heels and almost going down in heave traffic, is not viewed as a near tragedy, but a game being played by a jockey trying to "stiff" a horse.

I wonder if the experts making such observations would be as bold in their statements if they had to make them in the Jockey Room, surrounded by these diminutive athletes, who can probably lick three times their weight in handicapping experts? Trip handicapping by observing the actual race definitely does have some value; but all too often, it becomes the basis for a handicapper's rationalization of losses.

In our own group, Tom Brohamer is a superb trip handicapper. BUT, he does NOT look upon trips as an excuse for his losses. He evaluates them from a rational, unemotional and OBJECTIVE perspective. He is a rarity among trip handicappers because he uses his pace figures to substantiate his observances of trips, rather than subordinating his figures to the subjective observations.

The Racing Form gives us far more data than most handicappers ever use. From post position to final call, there is a vast amount of data. The ability to extrapolate time and positions at six points in a race. It makes it possible for us to chart from cycles by dates and intervals, and supplies us with claiming levels, competition levels and purse levels at which a horse performs best.

In learning to trip handicap via the Racing Form, one learns to view a race as a judge might view a court case. With absolute blind justice and objective evaluation of the FACTS in the case. While it will sharpen our judiciary sense on the one hand, it serves to make us better "fortune tellers" on the other. We have all undertaken the role of prognosticators: predictors of the future. The greatest predictors have always been historians by training: H.G. Wells, Nostradamus, Jules Verne, etc.

Learning to trip handicap from the Racing Form will make us all better historians because we'll recognize more sharply the lessons of the past; the past performances, that is. For this opening article in our Trip Handicapping series, I have chosen the winner of our Problem Race in the back of this issue. On the following pages, you will see graphically EXACTLY what kinds of trips this horse had in ALL of its + (plus) route races. Then we'll graph his 0 (zero) races and his trouble race of July 25. The trouble on July 10 is discounted, because, if anything, it HELPED the horse. First, let's take a look at an enlarged close up of Leasee's recent past.

LEASEE: UP CLOSE AND PERSONAL

Leasee		B. g. 4, by Rare Performer—Honey's Home, by Honey Jay									
BLACK C A		Br.—Owens R G (Ariz)									
Own.—Ticorm Inc		Tr.—Otto Richard									
		Lifetime 31 5 4 5 \$27,619									
Det	24Aug88-5Dmr	1 1/2 @ 46 1:10 1:42 3ft	38	118	31	54	67	68	Castanon AL 4	Aw33000	79-11 TresSuve, Senstionl Str, Preeminntly 8
Tatle	25Jly88-9Hol	1 1/2 @ 46 1:10 1:40 1fm	12	116	55 1/2	85 1/2	87 1/2	81 1/2	Oto F8	Aw35000	81-04 Delegant, Whitstable, J.B.R.'s Dream 11
25Jly88—Bumped hard; checked 1/4											
X	10Jly88-9Hol	1 1/2 @ 46 21:10 31:41 1fm	24	116	43	53 1/2	53	33	+ Delhoussye E 2	Aw35000	85-08 Czar's Charm, Carmanetta, Leasee 12
10Jly88—Reared start; bumped											
oo X	26Jun88-11GG	1 1/2 @ 48 11:12 21:44 1fm	15	114	52 1/2	22	44	45 1/2	+ Rivera J V 2	Aw18000	76-18 Robigus, Chinvat Bridge, BabySlewy 8
oo X	19Jun88-10GG	1 1/2 @ 47 21:12 1:51 3fm	8 1/2	1145	48 1/2	53 1/2	85 1/2	72 1/2	+ Rivera J V 7	Aw18000	— Seanamar, Robigus, New Attitude 8
oo X	5Jun88-10GG	1 1/2 @ 48 31:13 1:51 1fm	30	1145	33	44	76	43 1/2	+ Rivera J V 3	Aw18000	— Plotting's Host, NwAttld, Chnvt Brd 8
xx X	18May88-10TuP	1 @ 47 41:12 1:37 1fm	4	112	55 1/2	33	22 1/2	22 1/2	+ Lozoya D A 6	18000	92-08 Czar's Charm, Leese, Sentor McGuire 7
	23Apr88-10TuP	7 1/2 @ 242 :48 21:32 1gd	7 1/2	112	42 1/2	74 1/2	4 1/2	11	+ Gomez E A 1	12500	88-12 Leasee, Linder Road, Big Attraction 10
	13Apr88-10TuP	6 1/2 @ 212 :44 1:09 2ft	14	114	109 1/2	106 1/2	76	51 1/2	+ Gomez E A 1	10000	85-22 Radial, Sonoita Blue, Dark Menace 10
	2Apr88-7TuP	6 1/2 @ 22 :44 2:15 2ft	3-2	114	1nd	1nd	12 1/2	12 1/2	+ Steinberg P W 1	c5000	94-18 Leasee, Many Roads, Gold Dustin 7
Aug 15 Dmr 5f 1:00 4 b											

Our thesis is that the above information is all we need to build a personality or "behavior analysis" of Leasee. Further, properly utilized, such an analysis is a far better tool for projecting the horse's potential than any subjective conclusions drawn from viewing the same races through binoculars. The vehicle we will use to make our trip analysis is the revised DECELERATION AXIS graph.

In utilizing this form, it is absolutely essential that all route third fractions be converted to 1650 feet, the final fraction distance of a mile and 1/16 race. (Sprints are converted to 6 furlongs. The process is exactly the same as described for routes.) Failing to do this will distort the viability of the graph. The formula for doing this is as follows:

When converting FROM a One Mile race.

Multiply the time of the 3rd fraction by 5.
Divide the result by 4. Use seconds and tenths.

Example: Final fraction at one mile: 26.4

Multiply $26.8 \times 5 = 134$. Divide by 4 = 33.5 This converts to a final fraction of 33.25

When converting FROM a Mile and 1/8 race.

Multiply the time of the 3rd fraction by 5
Divide the result by 6.

Example: Final fraction at 1 1/8: 39.4

Multiply 37.8 by 5 = 189. Divide by 6 = 31.5. That converts to a final fraction of 31.25.

(In sprint races, you first multiply by 4, then divide by 5 for 6.5 furlong races or divide by 6 for 7 furlong races.)

First, we'll look at all of Leasee's + routes using an arbitrary pace of race: 46, 110, 140.1. This is the actual pace it ran against on July 25, the fastest route he has ever faced. Under the designation Total Energy, we have used the horse's true speed, though the formula used is unimportant. We're merely seeking a uniform standard for comparison.

Interestingly enough, against this arbitrary and uniform pace (figure 1) Leasee seems to have NO discernible running pattern. But, when we examine the charts of ALL its plus routes against the pace of those individual races, we get a clear pattern that is almost astounding in its uniformity. (figures 2,3,4)

Figure 1

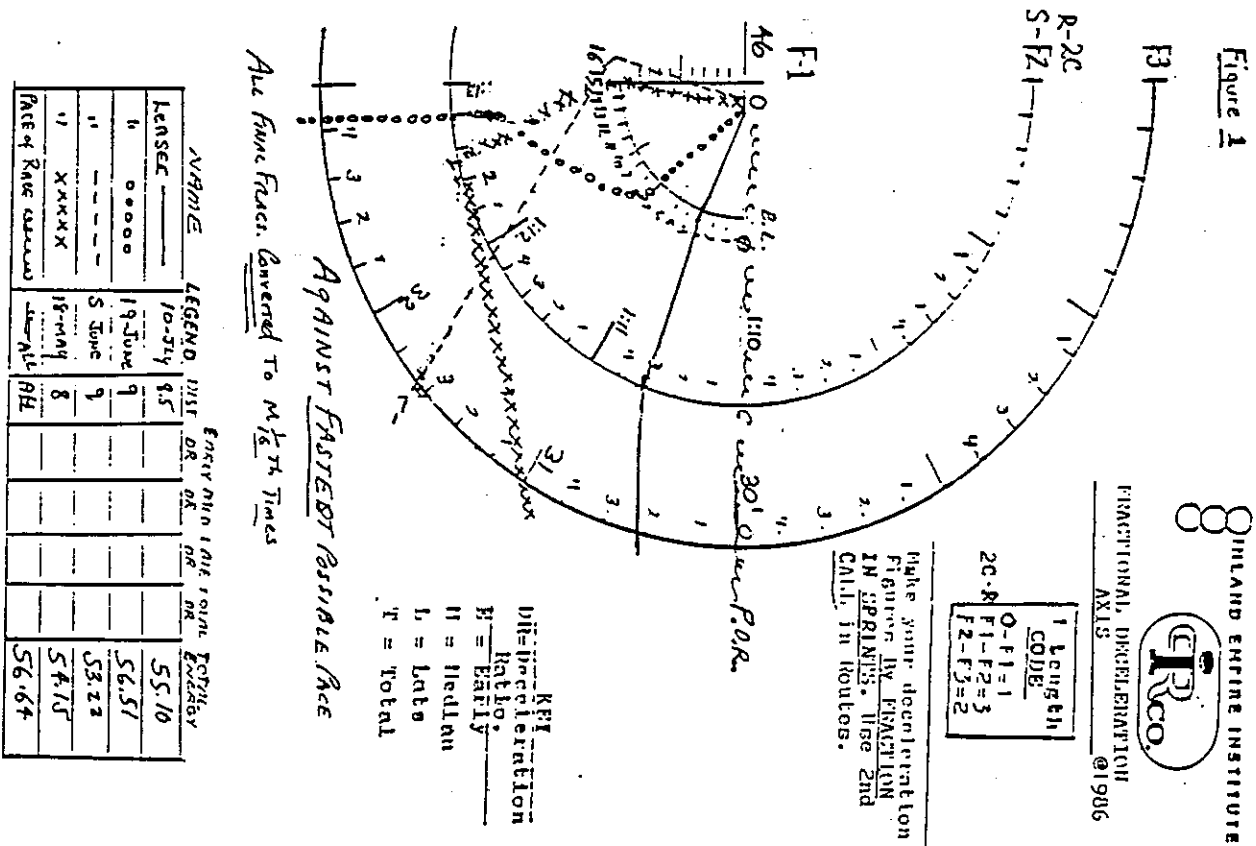
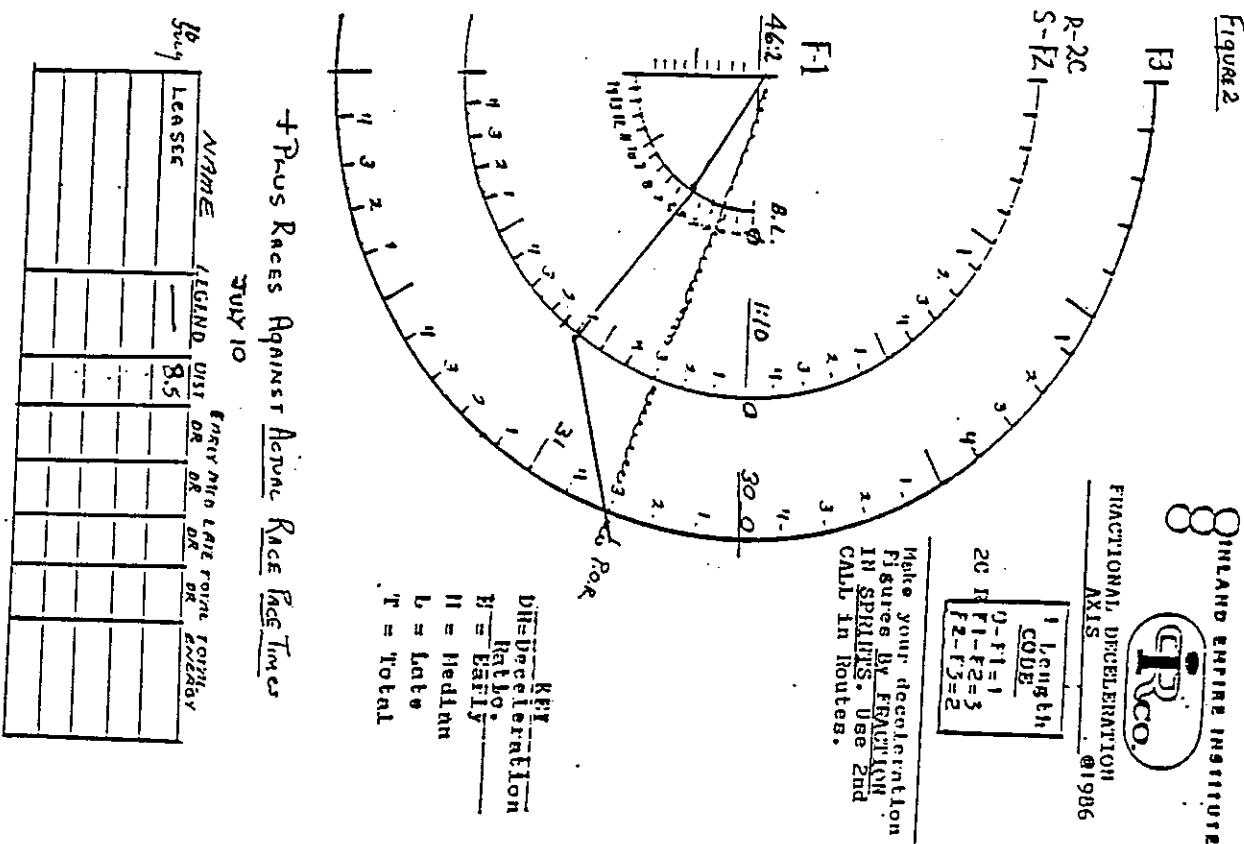
Figure 2

Figure 3

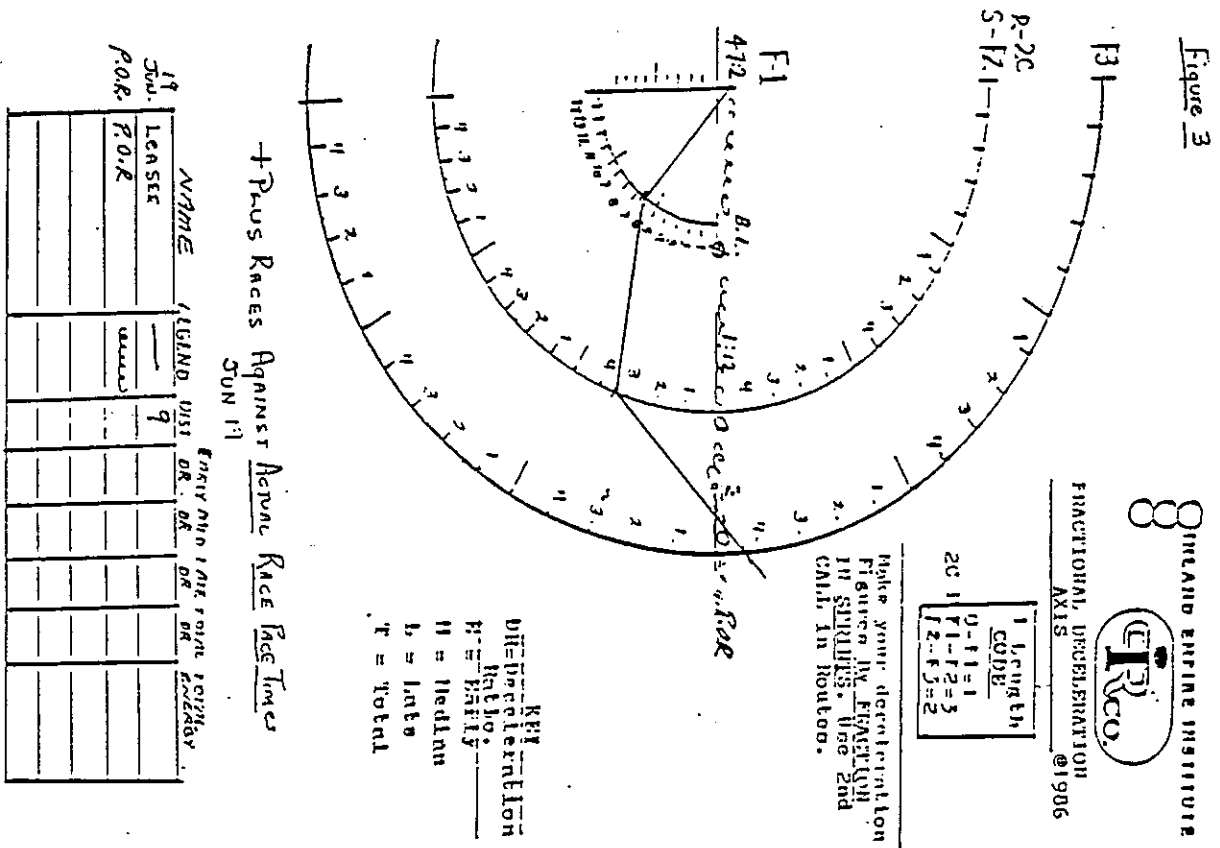


Figure 4

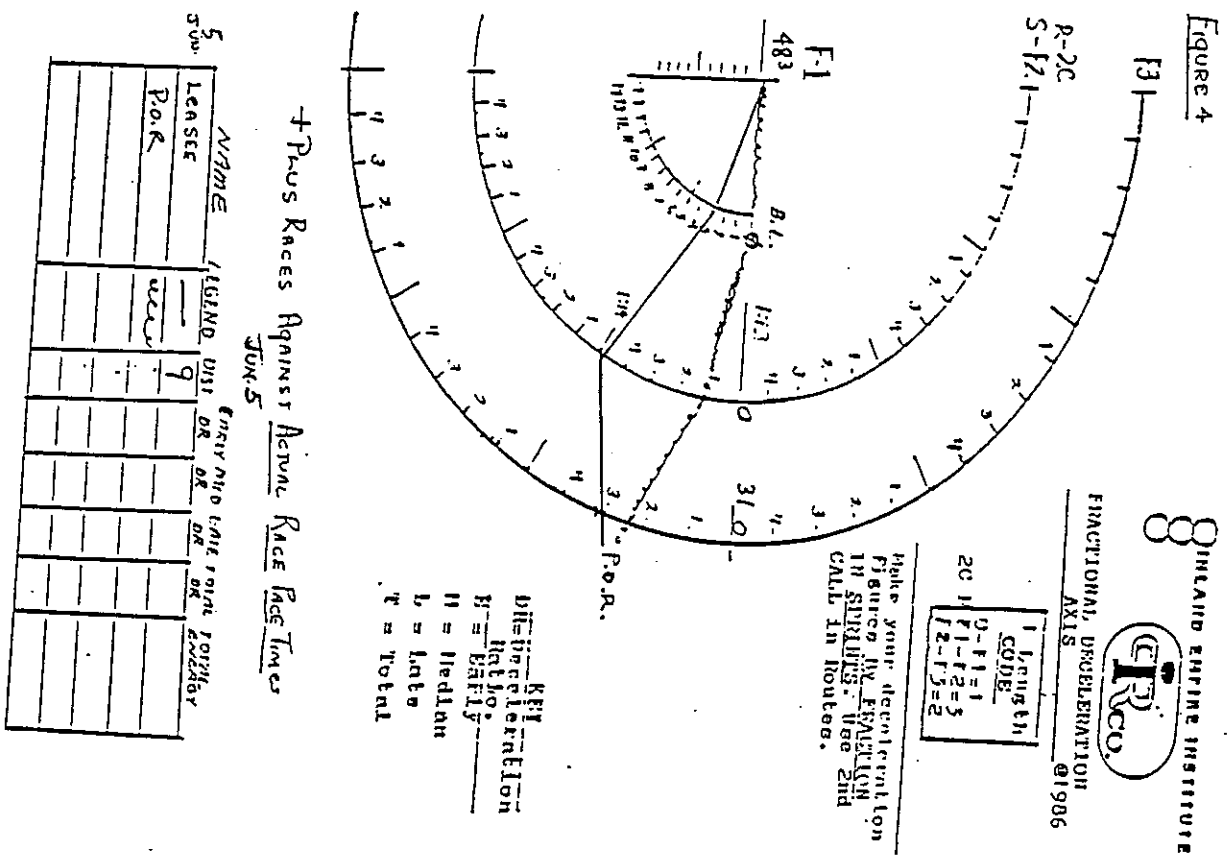
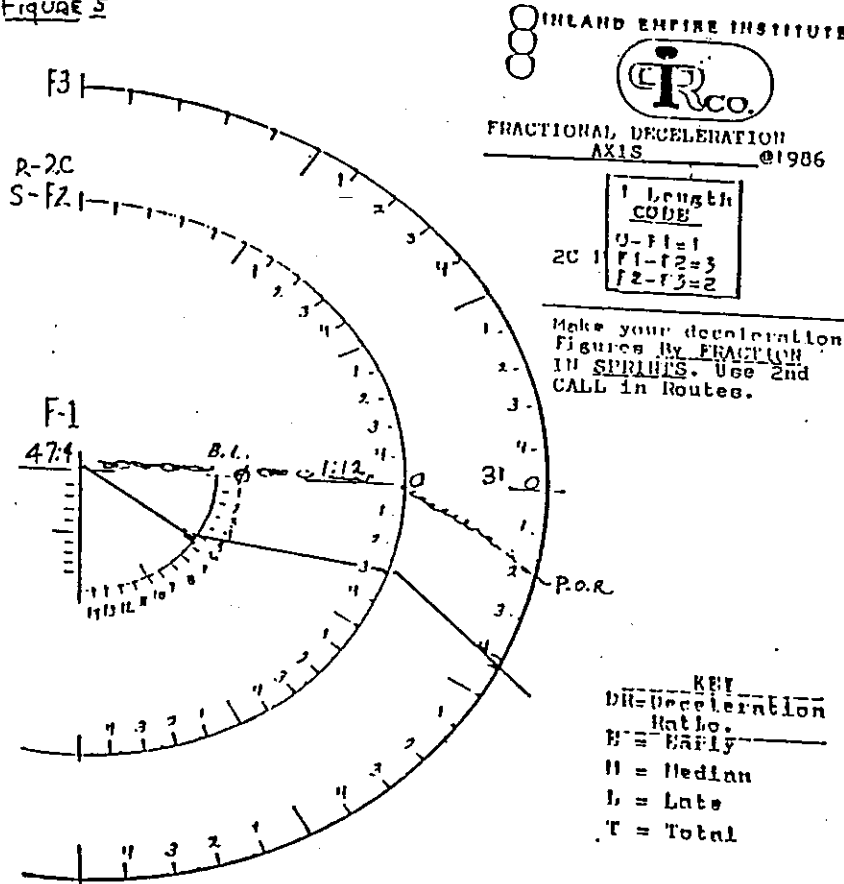


FIGURE 5

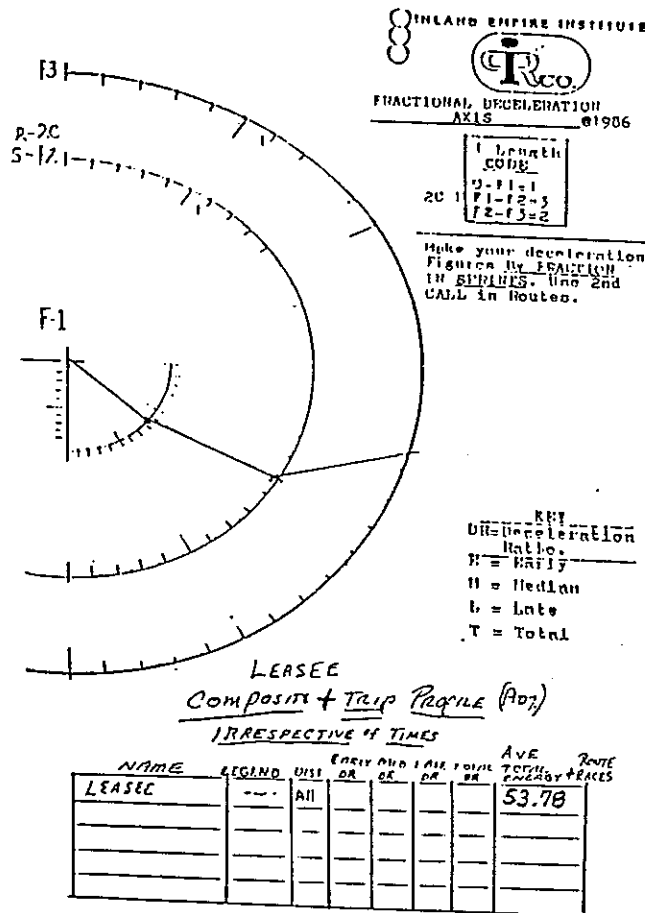


+ Plus Race Against Actual Race Pace Times
18 MAY

18 MAY	NAME	LEGEND	DIST	Early and Late Total				TOTAL ENERGY
				DR	DR	DR	DR	
	LEASER	—	8					
	P.O.R	cur						

In the mile race (figure 5), the horse earns a plus but does not show a 3rd fraction uptilt, as it does in the longer + routes. Against the faster third fraction, it merely holds even against the pace. There have been those who look at these axis charts and say: "So what?" I urge you to study these examples and focus on just what they're telling you.

In figure 6 we have erased all trace of times or velocity and just graphed the horse's running pattern composite of all the + routes.



We witness a consistent behavior pattern of an animal that likes to run from about 3 to 5 lengths off the early pace; and who can be counted upon, when in form, to close well when the final fraction is relatively slow. Lessee also shows a decided preference for the turf, but could perform well on the dirt against a slow early pace.

Leasee can handle a fast or a slow Early Pace on the turf, but is an inveterate presser in all the route races showing. Its mile and 1/8 races at Golden Gate with second calls ranging between 1:12 and 1:13.1 appear slow. However, an analysis of the 2nd call times at the distance at that track during that time frame shows them to be about average.

To the mainstream handicapper, Leasee would appear to be a "so what" horse because there are no route wins showing in its past performance charts. Leasee displays EXACTLY the pattern we are looking for if we wish to invest in a wider range of races that tend to produce longer prices.

Discovering that the horse has such a dependable + behavior patterns gives us confidence that it will run to form and that it might well win, IF it runs against a field where the Early Pace is slow relative to the average 2nd calls being produced by the track in question. But before we look for such a situation, let's see what this same horse does in its 0 (zero) races and when trouble hampered its progress on July 25.

Figure 7 shows us how Leasee performed against a fast DIRT race on Aug. 24. Figure 8 is its trouble race of July 25. Figure 9 is its 0 race of June 26. Note how it handled the Early fractions well, running just behind the pace, but against a fast 3rd fraction, a 31, it tailed off. On the graph, it is easy to see the distinct similarity of all three of these races. The horse failed to make its customary move against the final fraction.

Now, compare figure 10, a composite of the horse's 0 races, with figure 6, a composite of its + races. The difference in average Total Energy is a mere .30. The Early pattern is virtually identical, but in its bad races the horse continues a steady deceleration pattern, failing to make the late move that typifies its + races.

We now "know" the horse very well. Know more about it than we would a human being after spending a year on the couch. We probably know him as well, or better, than his trainer. It needs a SLOWER EARLY PACE, one that will over-ride its tendency to linger out of the gate.


Now we come to Sept 1. Del Mar is the track. It is a turf race, the surface Leasee likes best. Before we make Leasee a contender, we must ask ourselves: WHAT IS TODAY'S PROJECTED PACE???

Looking at the other horses in the race in equal detail reveals that the only competitor in the race who likes to run Early on the turf is Sword Charger, the prohibitive favorite in the race. What are Sword Charger's projected fractions?

49 - 113.3 - 37.1

37.1 converts to a 1 1/16 third fraction on 31 flat. Now look at figure 11 and see how Leasee projects against today's pace.

Is it any wonder that Leasee went wire to wire? And was it not predictable that Sword Charger had an outstanding chance to place? Perhaps not to the average handicapper, since Leasee went off at 36.60 to one, returning \$76.20, \$21.20, and \$9.40. To myself and the five clients who I joined at the satellite center in Indio that day, it was no surprise as we worked out the race on the deceleration axis graph.




KEY
DR=Deceleration
Ratio.
E = Early
M = Median
L = Late
T = Total

26 JUNE, 88
@GG.

NAME	LEGEND	DIST	EARLY	MID	LATE	TOTAL
LEASSEE	---	8.5	DR	DR	DR	DR
P.O.R.	---	---	---	---	---	---

Figure 10



KEY
DR=Deceleration
Ratio.
E = Early
M = Median
L = Late
T = Total

COMPOSITE-TRouble & O RACES
IRRESPECTIVE of Times-ADJUSTED by Time.

NAME	LEGEND	DIST	EARLY	MID	LATE	TOTAL
LEASSEE	---	---	DR	DR	DR	DR
P.O.R.	---	---	---	---	---	---

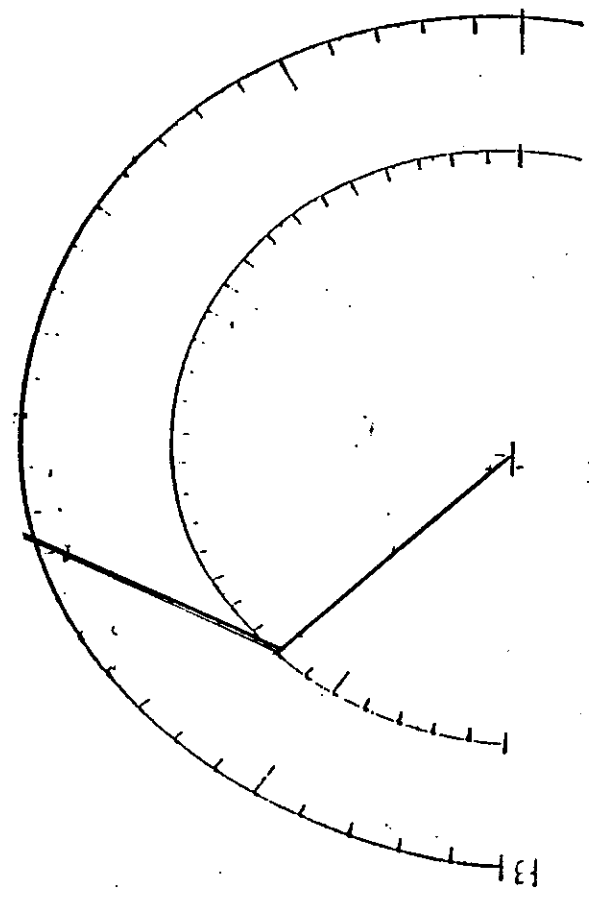
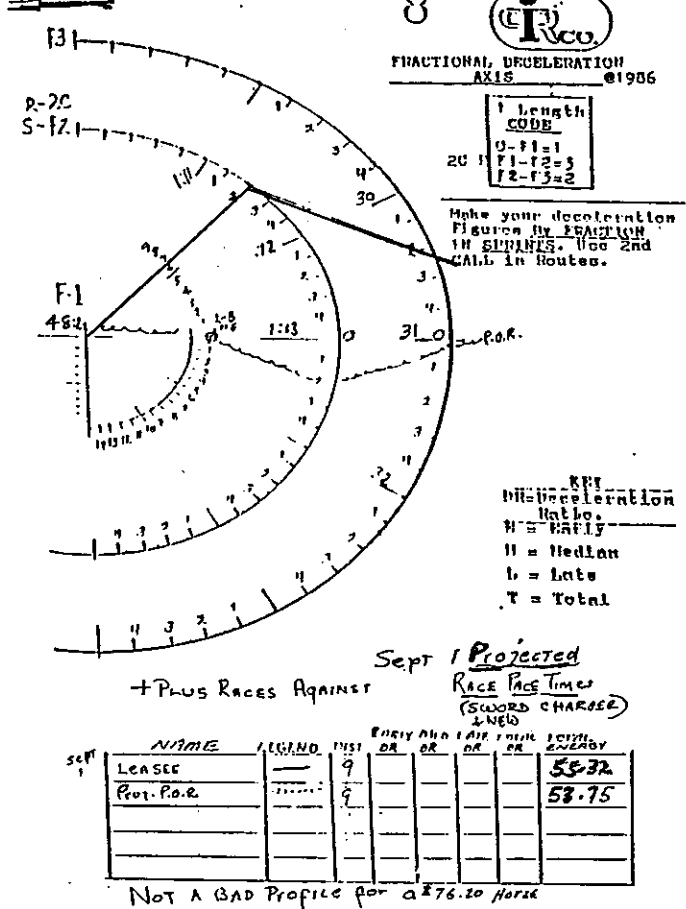


Figure 11-Reversed

Study Figure 11.
 You will note that
 is is an almost pre-
 cise mirror image of
FIGURE 6,
 a compisite of
 Leasee's + Races.

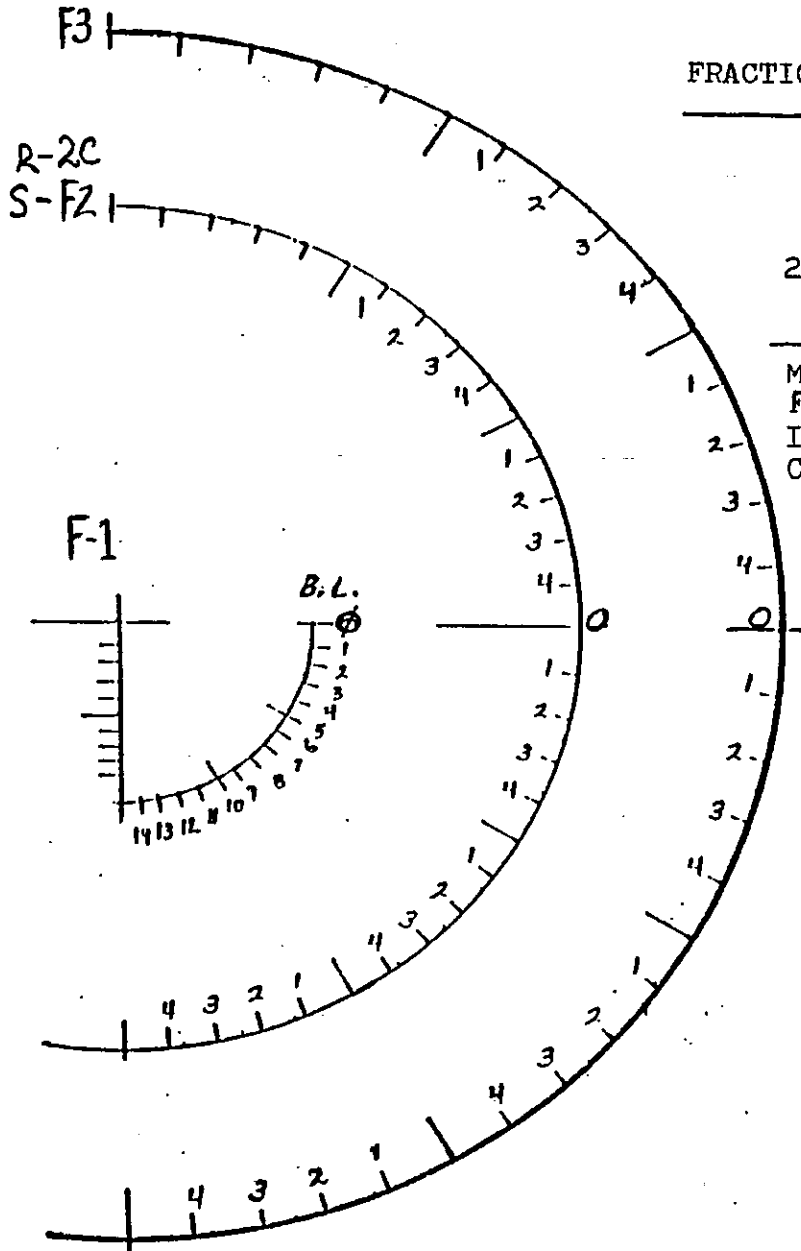


INLAND EMPIRE INSTITUTE



FRACTIONAL DECELERATION
AXIS

@1986



1 Length
CODE

0-F1=1
F1-F2=3
F2-F3=2

Make your deceleration
Figures By FRACTION
IN SPRINTS. Use 2nd
CALL in Routes.

KEY

DR=Deceleration
Ratio.

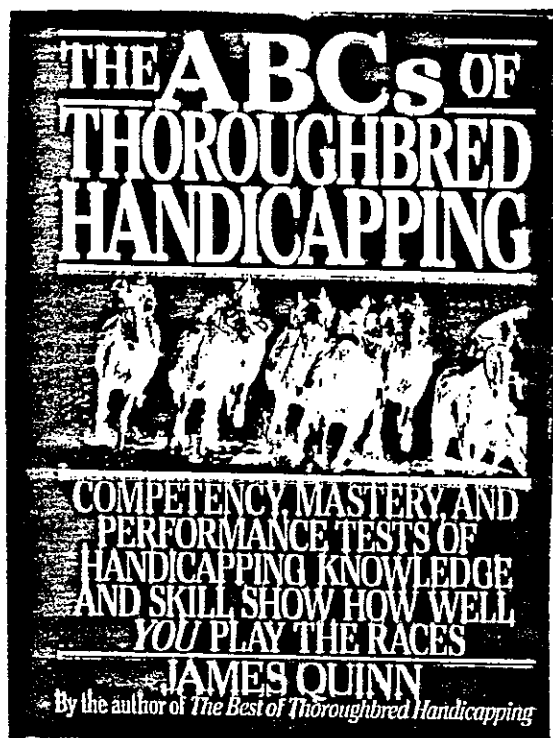
E = Early

M = Median

L = Late

T = Total

NAME	LEGEND	DIST	EARLY DR	MED DR	LATE DR	TOTAL DR	TOTAL ENERGY



BOOK REVIEW

BY HOWARD SARTIN

Sir James strikes again! This time with a book so unique in concept that it should have a wider readership appeal than any other book dealing with thoroughbred handicapping or just "playing the races." This book should have all the other racing authors mumbling: "Why didn't I think of that?"

More than any other volume on the subject I have ever read, and I think I've read them all, this one is sheer FUN! It is a masterful application of the philosophy of the great teachers of all time, who breathed life into their subject matter by involving their students emotionally and pleasurably.

Quinn's initial thesis is that North American "horseplayers" remain the most poorly educated about their sport of any fans in the world. In other parts of his introductory remarks, he echoes our own sentiments with regard to the almost universal subscription by horseplayers, jockeys, trainers and track management to ancient myths that have little relationship to the realities of pari-mutuel investing, either as an avocation or profession.

He calls our attention to the fact that since the emergence of Tom Ainslie's writing in the 60's, a new breed of handicapping writers and lectures has come to the fore to demonstrate the positive proficiency potential of thoroughbred handicapping. What Quinn is too kind to say is that this new breed has done little to increase the percentage of winners over losers; which is a more dismal statistic today than it was in 1959. Why? Too much good information but no way to determine how effectively it has been absorbed and applied.

This book should serve as the perfect synthesis of viable information and successful application. It consists of hundreds of true/false and multiple choice questions dealing with every relevant aspect of thoroughbred handicapping.

In the preparation of questions and grading of answers, Quinn has utilized the most advanced competency test procedures, demonstrating why and how he merited top honors at UCLA in earning his doctorate in Educational Psychology. But please don't get the idea that the tests themselves evidence any taint of ivy covered academia. Far from it. The questions AND the multiple choice answers are phrased in simple, easy to understand horsy language. Here is a sample of some of the subject matter:

Part B: Competency Tests

3. Past Performance Tables and Results Charts
4. Early Speed
5. Class Appraisal
6. Speed Handicapping
7. Pace Analysis
8. Form Analysis
9. The Distance Factor
10. Trips and Track Bias
11. Trainer, Jockey, Weight, and Post Position
12. Pedigree, Turf Racing, and Imports
13. Body Language
14. Probability, Odds, and Pari-Mutuel
Wagering, and Money Management

Determining the "Correctness" of Your Answers

Quinn has assembled data for this massive work through lengthy consultation with the foremost authorities and professionals in the field. He culled everything viable from the writings of every acknowledged expert with whom he did not consult personally. Quinn has always demonstrated a personal "fairness doctrine" that is as free from prejudice and subjectivity as can be found in any field.

Thus the "accuracy" of any answer is based on the consensus of expert testimony by subject matter. Under the section on Class Appraisal, the "correctness" of your answers would be evaluated by the criteria set forth in two works by Quinn and one by Davidowitz.

Sources of Instruction

- *The Handicapper's Condition Book*, chapters 2-8, 10-11
- *Betting Thoroughbreds*, chapters 9 & 10
- *Class of the Field*, chapters 1-3, 6 & 8

When the subject is Trips and Track Bias, your answers will be weighted upon the authority of Andy Beyer, Steve Davidowitz, Mark Cramer and William Quirin.

When it come to the subject of PACE ANALYSIS, a subject with which we are all intimately concerned, your answers are expected to comply with a consensus based on the works of the revised 1986 Ainslie, Quirin and our own efforts. The three sources agree on the generic importance of pace, but not necessarily on application. Only a mediator as insightful as Quimm could bridge the gaps.

Sources of Instruction

- Ainslie's Complete Guide to Thoroughbred Racing, Chapter 13
- Thoroughbred Handicapping: State of the Art, Chapter 10
- The Follow Up, a quarterly newsletter/periodical of the Sartin Methodology handicapping group, Volume 1 to the present, from winter of 1987 to the present. Includes treatments of energy distribution and velocity ratings as measures of pace capacity, identifying representative pace lines, software programs for ranking contenders on various intervals of pace, and various relations among pace, class, and other selected factors of handicapping.

As further testimony to Quinn's eclectic fairness, he offers authorities with differing viewpoints on each subject. In the area of money management, he includes Huey Mahl to balance the views of Dr. Z and Dick Mitchell.

Sources of Instruction

- Thoroughbred Handicapping as an Investment, chapters 1, 3, 4, 6, 11, 12-13, 15-18, 21-25
- A Winning Thoroughbred Strategy, chapters 1-6, 11-12, 14-16
- Dr. Z's Beat the Racetrack, chapters (3-6, 9, 16)
- Betting at the Racetrack, chapters 1-4, 7
- "Optimal Betting," The Best of Thoroughbred Handicapping, #2
- Thoroughbred Handicapping: State of the Art, Chapter 14

Quinn makes a point of acknowledging that there will be a degree of subjectivity in each question and answer. The point is not giving the exact "right" answer, but rather the answer that best reflects the consensus of information that is currently accepted by the best authorities extant. He expects some sharp disagreement and some emotional upheaval from his readers. He also welcomes dissension, so long as it is reality based and intellectually sound.

My own warning would be: read the questions and digest them thoroughly before selecting one of the four or more choices. You are asked to choose the answer which best reflects current thinking. Such responses as: none of the above, or something not offered as an alternative are not acceptable. Here is a good example of a "gray" area question:

382. The assertion that 85 percent of all winners have raced within two weeks is much less meaningful than it sounds because

- A. too many contenders normally qualify on the point
- B. the public usually overbets those kind
- C. 85 percent of all starters have raced within two weeks
- D. recency is less decisive than ever in handicapping

You're expected to answer with C. That is the response one derives from Quirin's 1979 statistical analysis. In 1988, a better answer would be A. But to answer A would demonstrate a lack of familiarity with the 1979 source. So instead of getting angry with a suggested answer of C, recognize the basic point behind the author's choice of that answer. Here's another one:

103. The most reliable method of modern class appraisal emphasizes

- A. the average purse values of a horse's good performances
- B. the typical class demands of eligibility conditions
- C. consistency against a specific level of opposition
- D. pace ratings at both fractional and final points of call

You may be crying (or laughing) all the way to the bank by accepting A as correct, but the mass of expert opinion insists that the only valid answer is B. A good iconoclast must know just what it is he is deviating FROM. Hence, a B answer is imperative regardless of what course of action you may take on the matter.

Bear in mind the lessons of history: revolutions with far reaching positive effect have only been waged by those with a thorough grounding in the laws and traditions of what they were revolting against. Example: the American Revolution, waged by lawyers, intellectuals and gentry. A long term success. The French and Russian Revolutions, waged primarily by rabble. The former lasted until the tyranny of Napoleon and the latter merely replaced one form of tyranny with another.

I personally started out flunking many of the questions until I backtracked and began evaluating the questions from the perspective of concept and expert consensus. Once I put my personal prejudices and egocentricities aside, I passed with flying colors. And that is the object of the whole lesson.

I did especially poorly in the area of Track Bias and Trips. Expert definition of bias differs from ours by the widest of margins. The consensus says that bias relates mostly to post position and track maintenance; going wide, speed dying on the rail and other such factors. We look not so much at bias by at VARIEGATION, or coloring/shading of the running of a race, based on structural/functional aspects of variant and, most importantly, Energy Match-Up.

We should be most grateful that Jim has incorporated certain of our concepts into the lexicon of contemporary handicapping literature. Early Pace, as opposed to early speed. Pace line instead of running line, and Sustained Pace as an entity itself. Perhaps someday there will be a section on Variegate, once the experts comprehend its impact.

I would recommend this as a MUST book for everyone. It will provide a thorough education in the overall handicapping picture that no other work has even approached. In addition to the hundreds of questions, there are over 250 pages of past performance charts of races for you to handicap from a variety of perspectives. Quinn points out that a lot of fairly successful bettors will not do well on some of these tests because most handicappers today are method or system players.


Method players are like method actors: their skills are steeped in the teaching of Stanislowsky. They have no appreciation of classic acting. While they may win the most Tonys and Oscars, they lack a deep comprehension of the true fundamentals of their craft. We should all be better grounded in the fundamentals of our chosen profession. One day we may need them to survive.

This book, more than any other, will serve that purpose. And, most importantly, while providing a sound foundation and education, it is just a whole lot of FUN. More than Scrabble, Trivia Pursuit or Monopoly for sure.


The book can be obtained directly from the author at the special price for Follow Up readers of \$20.65 (plus \$1.60 shipping/handling). Make checks payable to Foothills Publications, 701 S. 1st St. #291, Arcadia, CA 91006.

Instructional References

- Ainslie, Tom. *Ainslie's Complete Guide to Thoroughbred Racing*. Rev. ed. New York: Simon and Schuster, 1986.
- Beyer, Andrew. *Picking Winners*. Boston: Houghton Mifflin Company, 1975.
- The Winning Horseplayer*. Boston: Houghton Mifflin Company, 1983.
- Cramer, Mark. *Fast Track to Thoroughbred Profits*. Secaucus, New Jersey: Lyle Stuart, 1984.
- Davidowitz, Steven. *Betting Thoroughbreds*. Rev. ed. New York: E.P. Dutton, 1984.
- Davis, Frederick. *Thoroughbred Racing: Percentages and Probabilities*. New York: Millwood Publications, 1974.
- Ledbetter, Bonnie (with Ainslie). *The Body Language of Horses*. New York: William Morrow, 1980.
- Mahl, Huey. "Money Management." A technical paper, Sports Tyme Handicapping Seminar, Dunes Hotel, Las Vegas, Dec. 12–13, 1979.
- Mitchell, Dick. *Thoroughbred Handicapping as an Investment*. Los Angeles: Cynthia Publishing, 1986.
- A Winning Thoroughbred Strategy*. Los Angeles: Cynthia Publishing, 1984.
- Quinn, James. *Class of the Field*. New York: William Morrow, 1987.
- The Handicapper's Condition Book*. Rev. ed. New York: William Morrow, 1986.
- Quirin, William L. *Thoroughbred Racing: State of the Art*. New York: William Morrow, 1984.
- Winning at the Races: Computer Discoveries in Thoroughbred Handicapping*. New York: William Morrow, 1979.
- Roman, Steven A. "An Analysis of Dosage." *The Thoroughbred Record*, Apr., 1984.
- Sartin, Howard. "Thoroughbred Handicapping; the Dynamics of Incremental Velocity and Energy Distribution." A technical paper, Handicapping Expo '84, Oct. 17–20, 1984. Also, *The Follow-Up*, a newsletter for practitioners of the Sartin Methodology.
- Scott, William, L. *How Will Your Horse Run Today?* Baltimore: Ami-Ziamba, William T. (with Hausch). *Beat the Racetrack*. Rev. ed. New York: William Morrow, 1987.
- Betting at the Racetrack*. Vancouver, B.C.: Dr. Z. Investments, 1985.



A N D



With the Doc

Many of the questions we have been getting lately have come from relative newcomers to the Methodology who, for one reason or another, are trying to implement our procedures without a computer. In his last three books, James Quinn has stated that the Methodology can ONLY be used with high-tech, computer support. He should have said that it is BEST used with a computer, but that one isn't absolutely required.

The basic Phase III procedures are still valid when using only a small hand held calculator; five bucks or so at discount stores everywhere. I did it this way for over five years, and it still works just as well now as it did in the past. However, without a computer, someone who doesn't THOROUGHLY understand how to compensate for beaten lengths and, especially, lengths gained, can get into trouble quite quickly. Our first question comes from a non-computer user:

Q: I'm confused as to the proper formula for Factor W. In one place, I see, for routes, 2nd fraction plus 3rd fraction divided by 2 or Early multiplied by Sustained divided by 55. In The Follow Up it says that Factor W is Early Pace plus Sustained Pace divided by 2. Which is correct?

A: The Follow Up is current and anything that is printed here, so long as it comes from a CHARTER MEMBER or myself is official. This does not necessarily apply to guest articles, which frequently introduce experimental or esoteric techniques that have not yet been thoroughly tested or proven. Factor W, while subject to computer adaptations and nuances, is indeed Early Pace plus Sustained Pace divided by two. (Of course, Sustained Pace is Early Pace plus third fraction, again divided by two.)

Q: (From the same client) I know you say NOT to use the various adjustments on pages 60, 61 and 62 of the Yellow (Phase III) Manual, but that's ALL I've got! I'm having trouble adjusting one and two turn miles and horses going from the Meadowlands to Aqueduct and Belmont. What do I do?

Meridian Adjustment

A: ALL of our adjustments are combined into ONE adjustment. A variant is a variant is a variant. We make all adjustments from the difference in Total Energy from one circumstance to another; be it distance, surface, track to track or daily variations. (Editor's note: for those of you using any Phase III computer program, when Doc says Total Energy, read Variant, as given by your Variant Program. Works just the same.) Speed handicappers, or in your case ex-speed handicappers, seem to have no trouble equalizing races by adding or subtracting "ticks" from final times. So treat Total Energy as you would final time, but adjust each fraction by the difference between total energies.

With a computer, you merely use your Variant program and enter the difference into the Open Adjustment when called for. Without a computer, here is a simple Total Energy formula:

Calculate the Pace of the Race (NO beaten lengths) for each horse by adding the feet-per-second figures of the first, second and final fractions, then divide by three. Example, using a 6 furlong running line of 22, 45, 1:10.

Pace of the race = 6 furlongs 22, 23, 25 on a fast track
In feet-per-second, that is: 60.00, 57.39, and 52.80. Total = 170.19
Now, divide 170.19 by 3 for a Total Energy of 56.73

Let's compare this horse to one running 7 furlongs on a muddy track:

Pace of the race = 7 furlongs 23, 23.4, 39
In feet-per-second - 57.39, 55.46, and 50.76. Total = 163.61
163.62 divided by 3 = 54.53.

The difference between horse A, 56.73 and Horse B, 54.53 is 2.20. IF you feel the seven furlong horse is a legitimate contender, it gets an open adjustment of 2.20. In doing it by hand, you would add the 2.2 to each fraction.

Here's an exercise involving horses coming from 4 different distances, all going into the same 8.5 furlong race.

NAME	DISTANCE	TOTAL ENERGY	TE/3	<u>ADJUSTMENT</u>
AAA	8.5 F.	161.39	53.79	0
BBB	8.5 F.	160.19	53.39	.4
CCC	6 F.	170.14	56.71	-2.92
DDD	9 F.	159.21	53.07	.72
EEE	8 F.	161.11	53.70	.09

Since AAA is our fastest pace line at today's distance, we give it a 0 adjustment. Now, providing ALL of these horses are true QUALIFIED CONTENDERS, we equalize their pace of race Total Energy with AAA's, which gives us the above adjustments. Total Energy makes ALL

the necessary adjustments in one. Forget all those systems and booklets you read about multiple adjustments. They're why people LOSE!

Q: You said you'd have something about turf races. How are they adjusted? Especially dirt to turf, and turf to dirt.

A: Exactly as described above, with one exception. In turf races, use the Winner's Energy, because the Sustained/Late Energy necessary to win on the turf is dictated by WHAT IS WINNING! Pay close attention to % Early and interpret your readouts accordingly. (Editor's Note: To get the winner's Energy in a race almost always means you must refer back to the charts to get its beaten lengths at the second call. This means you're out of luck with shippers many times, but do the best you can.)

* * * * *

The single MOST IMPORTANT FACTOR in making any adjustment is to adjust ONLY those horses that are true QUALIFIED CONTENDERS! Don't start adjusting every horse in the race, just because it's there. You'll LOSE! Learn the Match-Up first.

While there are some advanced procedures that use pace of the winning horse as opposed to pace of the race, they are in the distant future for anyone not understanding the concept we've applied here.

While on the subject, I must add that 90% of the recurring questions we get are the result of the client not understanding the concepts involved. All too many people are still looking for some preconceived magic number. This applies not just to adjustments, but to all aspects of the Methodology. While we have warned each potential client at great length NOT to look upon our manuals as recipe books full of step by step procedures, many clients still do.

Take time out to fully understand the WHY, and the WHAT will follow naturally. The reason many of our procedures fail to come naturally for so many of you is that so many of you are still trying to adapt the Methodology to your old style of system play. You are still employing archaic speed numbers and definitions of class by claiming price and other mainstream factors.

I found it quite embarrassing the other day when, after betting on a very long priced winner, a client of two years standing came up to me and said: "How could you bet that horse? It was going up in class."

Think it through and use the Methodology as PRESCRIBED. It is not just a means of measuring velocity, it is a HOLISTIC approach that considers every element of the race.

Gleaning a 15 Percent Profit

Excerpts from an "Expert's"
Article in RACING
ACTION.

□ By Bob Rowe

Bob Rowe is the former editor of the American Turf Monthly.

Proper selections and money management will maximize a regular 15 percent profit — at best.

I'm also convinced that the maximum result that anyone can attain over an extended period of time is about a 15 percent flat-bet profit — this, regardless of whether one concentrates on win, place, show or exotic betting, or all of them in unison.

Any system or approach showing a high profit percentage must, of necessity, be highly selective; producing only an occasional play and therefore not practical on a day-to-day basis.

It should now be apparent that a 15 percent flat-bet profit can become a meaningful figure due to the fact it's being combined with the frequent-play concept. One's money gets compounded anywhere from five to nine times every day. Most banks brag when they pay 5.75 percent YEARLY.

As usual I'm frustrated by noting that my allotted space is running out, but I'll squeeze in another aspect of my racetrack philosophy:

I firmly believe that straight "cold dope" handicapping (exemplified by the *Daily Racing Form's* past performance figures) cannot produce a profit over any extended period of time, regardless of one's skills. This applies to speed handicapping, class handicapping, trip handicapping and-or any other type of handicapping, unless — as in our prior example — one becomes so selective that his approach is impractical on a day-to-day basis.

This is so because most races by design are so competitive they CANNOT logically be narrowed down to one horse, and in those cases where a race CAN be so narrowed the price invariably is prohibitive.

AND NOW FOR SOMETHING COMPLETELY DIFFERENT

BY DOC SARTIN

Bob Rowe is a highly respected figure in our field, having edited American Turf Monthly for over 15 years and written at least one book on handicapping. Yet he joins with the "lowered expectation" group in his analysis of the profit potential from thoroughbred Handicapping.

By "lowered expectation" group I refer to the current crop of money management experts I have referred to as "the Value Boys." These are the seers who tell us to eschews our top choices in favor of overlays that go off at odds at least two points above those predicted by a morning line of their own construction. An eight year concentrated study of our own average win odds shows that throughout North America our clients average a \$9.40 mutuel. Following the reasoning of the "Value Boys," we must assume that they are holding out for an average mutuel two points higher than what we're willing to accept. They also play only ONE horse to win.

Quoting directly from their books, we have a variety of return per dollar invested figures that range from a low of 8 to 10%, Rowe's 15%, 20%, and the highest, 34% from an expert whose lifetime average is proudly reported as 22.5%. We are told by one of these experts:

Even when you play the game with an advantage—and a professional bettor may realistically expect to win 8% to 10% on each invested dollar—your losing streaks will astonish you. Playing five races a day five times a week, it is no big deal to lose for months at a time.

Now this projection is even too gloomy for the better Value Boys, so let's use the figures from their "best ever" scenario: a 28% win percentage (one horse) with a 34% R.O.I. We'll compare their earnings potential to our own average scenario, which is a win percentage of 66.6% (two horses) and a \$9.40 average mutuel. Well call them Value Boys and ourselves Selectioneers, and base our results on a 20 race cycle.

	<u>VALUE BOYS</u>	<u>SELECTIONEERS</u>
# of wagers	20	20
Win percentage	28% (one horse)	66.6% (two
horses)		
Ave. # of winners	5.6	13.32
Average mutuel	\$9.60	\$9.40

Oops! Right away we can see, using their figures, that if their high of a 34% R.O.I. is correct, they're NOT holding out for such big mutuels as we were lead to believe. Remember, we're using their published figures against ours. Here's the arithmetic:

28% winners = 5.6 wins per 20 races
 Amount bet = \$40 (if you like, you may assume that both camps are high rollers and bet \$2,000 per race. The math is the same.)
 Average Mutuel (based on 34% R.O.I.)
 $1.34 \times 40 = \$53.60$ less \$40.00 wagered is \$13.60
 $\$13.60 / 40 = 34\% \text{ R.O.I.}$
 $5.6 \times \$9.60 = \53.76 (as close as we can get using .10 breakage)

Now, let's do the same arithmetic on ourselves:

66.6% Winners = 13.32 wins per 20 races.
 Amount bet = \$80.00 (two horses per race, remember?)
 Average Mutuel (based on 8 year average) = \$9.40
 $\$9.40 \times 13.32 = 125.03$ less \$80.00 wagered is \$45.03
 $45.03 / 80 = 56.2\% \text{ R.O.I.}$

The final analysis: the value boys bet only half as much as we do in a 20 race cycle. So for each \$80 they wager, they would make \$26.64. Our net for the same \$80 is \$45.03. I've done the arithmetic several times because I find it difficult to comprehend why they call us Selection Oriented and themselves Decision Oriented. (Editor's note: I've done the arithmetic once, and got it right!)

Let's bend over backwards to be super fair. Let's say their published reports are modest and ours are inflated. We'll lower our win % to 60% and raise theirs to 33%. We'll lower our actual average mutuel to \$9.20 and raise theirs to \$10. Again, using a 20 race cycle:

VALUE BOYS

6.6 wins at \$10 = \$66
 Less wagers of \$40 = \$26 net
 net
 $\$26/\$40 = 65\% \text{ R.O.I.}$

SELECTIONEERS

12 wins at \$9.20 = \$110.40
 Less wagers of \$80 = \$30.40
 $\$30.40/\$80 = 38\% \text{ R.O.I.}$

So, by fudging greatly in their behalf, they earn more per dollar than we do. A triumph for the Decision Oriented??? Let's see.

They say that because they're decision oriented, they get about half as many plays as we do per week (the word "play" is theirs). While this best possible scenario gives them a higher return per dollar invested, our net earnings per 20 race cycle is \$4.40 HIGHER than theirs. That means we're making 17% more money

than they are. Of course, we invest more, but that's the price we pay for only suffering two or three losses in a row. They talk about going 8 to 15 losses in a row with a degree of regularity. Since they only wager about half as often as we, their cash flow turnover is slower than ours.

So the true difference between VALUE, or Decision Oriented handicapping, and Selection Oriented handicapping lies in the potential profit per dollar invested as opposed to actual net profit. We spend more, we make more and we do it faster and more often. They have fewer wagering opportunities per given time frame, but allowing for a best possible scenario (which none of them even claim to approach) they earn more per dollar invested.

So, we do not dispute their claims of a possible higher return per dollar invested, nor do I condemn their theses; IF you can stand the pressure of the many losses in a row entailed by their procedure AND investing in far fewer races per week

Source Material. Value Boys Stats:


THE ODDS ON YOUR SIDE

— That's 22.5%. This says for every dollar invested the handicapper can expect to receive \$1.225. (Acquiring this level of performance qualifies us as professionals.) It's important to note he doesn't receive the 45 cents profit on each \$2 bet. He receives either \$7 or loses \$2 on each single play but his results over a long sequence of these wagers is tantamount to receiving twenty-two and one-half cents profit for every dollar he wagers. To illustrate, suppose he makes this wager 100 times. He can expect to win 35 bets and lose 65. When he wins, he receives a \$5 profit on that race. When he loses, he loses his \$2 wager. His net return is 35 times \$5 minus 65 times \$2. This is \$175 minus \$130 for a \$45 net profit on a \$200 investment. His average profit is 22.5 cents per \$1 bet. If he bets \$50 per race, his average profit will be \$11.25 per race.

The winning horse race investor is keenly aware of this concept and only wagers when his expectation is positive and meets his minimum requirements

Those of you who seek counseling because you're only making a 32 cent profit per dollar wagered can now take solace in the above. You're doing better than the qualified professionals. Bet \$50 per race and your average profit each time will be \$17. Think about it.

ANALYSIS OF A



PROBLEM

RACE

It recently occurred to me that one person we haven't had do a problem race is Doc himself. So I persuaded him to attempt one. He picked a race where he can show off a bit, but what the heck, he's the Doctor.

* * * * *

Del Mar has always been my favorite bank . . . er, racetrack. In 1987, because of the exigencies of my work and travel schedule, I was unable to attend for the first time in a decade. In 1988, I still didn't get to the track itself, but had to content myself by investing via an Off Track center in Indio, California.

I installed myself in a motel within walking distance of this brokerage house and began five wonderful days of investing, from September 1st through the 5th. I averaged seven races a day and profited from an average of 5.4 per day. More conventionally, that's 27 wins in 35 temptings of fate. That's only 77%, BUT in all but six of those profitable investments, the returns came in the form of double digit mutuels. There were many highlights, but this race stands out as the most memorable. It came the first day I was there, and followed wins of \$7.20 and \$15.80.

As you can see, it was a turf race. That usually means "look for the best Sustained." But my variegate predictor said EARLY! Could I trust it? This year, Del Mar was not just running Sustained, it was running downright Late. So I was suspicious of the predictor. This caused little problem actually, because one of the top two horses the computer pin-pointed as best was in the top two both Early AND Sustained.

As I watched the tote board, I saw this horse continually rising from 20 to 1, so I decided to invest in three horses. I need not have bothered, however, as the winner defied the model and ran as the Match-Up said he could, winning wire to wire. Here is the race:

10

DAILY RACING FORM, THURSDAY, SEPTEMBER 1, 1988

5th Del Mar



1 1/4 MILES. (Turf). (146%) ALLOWANCE. Purse \$33,000. 3-year-olds and upward, which are non-winners of \$3,000 other than maidens, claiming or starter. Weights, 3-year-olds, 115 lbs.; older, 120 lbs. Non-winners of a race other than claiming at one mile or over allowed 3 lbs. (Winners that have started for a claiming price of \$20,000 or less in their last three starts and maidens that are non-starters for a claiming price have second preference).

Coupled—Sword Charger and Black Wing.

Chinvat Bridge

ORTEGA L E

120

Own.—Todd R E & Aury

5Aug88-8Dmr	1 1/2	47:50.11:144.1:504fm	22	122	55 1/2 53 1/2 86 1/2 65 1/2	Meza R Q4	Aw30000	73-16	Whistle,Winnerwld,NewAttitude	10
26Jun88-11GG	1 1/2	47:48.11:22.1:441fm	53	119	76 1/2 44 2nd 2nd	Warren R.Jr#	Aw19000	81-18	Robigus, ChinvtBridge,BabySlew	8
5Jun88-10GG	1 1/2	48:131.1:131.1:51 fm	11	119	74 1/2 75 1/2 32 33	Doocy T Jr	Aw18000	—	Plotting'sHost,MwAttld,ChinvlBrdg	8
22Mar88-6GG	1 1/2	47:48.1:123.1:442fm	5	119	53 1/2 43 23 24	Warren R.Jr	Aw19000	76-21	NoonSun,ChinvlBridge,DablnO'Brao	9
9Mar88-7GG	1	47:31.1:241.383gd	24	119	44 31 21 1/2 42 1/2	Warren R.Jr#	Aw19000	72-27	Circle Early, Beking, Al De Naskara	8
16Apr88-6GG	1 1/2	47:41.1:121.1:452fm	49	119	104 1/2 86 1/2 52 3rd	Warren R.Jr#	Aw19000	75-25	TrvelInSrch,Robigus,ChinvlBrdg	12
16Apr88-Off slowly										
26Mar88-10GG	1 1/2	47:41.1:25.1:503fm	29	119	76 1/2 65 55 57	ChapmanT.M	Aw17000	—	PindAndPintd,Robigus,NorthOfLk	12
24Feb88-7GG	1 1/2	47: 1:111.1:432ft	11	117	97 1/2 77 1/2 76 1/2 71 1/2	Warren R J Jr	28000	70-18	PindAndPintd,GoldShag,LordTrvs	9
30Jan88-8GG	1 1/2	46:4 1:111.1:441gd	18	119	71 1/2 77 1/2 53 1/2 54 1/2	CastanedaM Jr	Aw17000	71-17	Gunburst, Earthdust, Irish Luck	7
16Jan88-8BM	1 1/2	47:50 1:15 1:5145f	17	121	45 1/2 53 1/2 61 1/2 71 1/2	Ives T A3	Aw17008	26-56	Peter Moon, Fly Up, Novelty	8
Any 25 Dr 55 ft 1:32 1/2		Any 18 Dr 55 ft 1:33 1/2		Jr 21 GG 55 ft 1:32 1/2		Jr 14 GG 45 ft 1:34 1/2				

Verbillion

SIBILLE R

117

Own.—Pais A A F & Claudette

Lifetime										W	1	Z	1	\$15,500	
4Jy08-7Hol	6f	:214	.444	1:094ft	23	118	610	613	615	617	Shoemaker W	Aw33000	76-08	Speedtrick,RsoabIRJ,Don'tsingthobies	6
19Mar08-7SA	1 1/4	:462	1:111	1:433ft	42	117	77 1/2	78	712	714 1/2	Steiner J J	Aw36000	68-18	Thirty Grand,Canaide,CrystalCutter	7
8Jan08-7SA	6f	:22	.444	1:163ft	17	114	86 1/2	94 1/2	914	914	Velasquez J	c40000	73-19	LoDTheWgon,SocilDiamond,Taregs	11
10Dec07-5Hol	6f	:22	.452	1:103ft	70	116	79 1/2	75 1/2	74 1/2	43	Velasquez J	40000	86-11	Del Volante, El Corzo, Cooper	7
10Dec07-Placed third through disqualification; Bumped start															
Shoef07-7SA	6f	:214	.444	1:113sy	36	119	814	812	77 1/2	21 1/2	Baze G	32000	78-23	SweetlwerSprings,Verbilicn,Bramet	8
Shoef07-Wide throughout															
12Oct07-9SA	1 1/4	.448	1:121	1:433ft	23	116	55	65	54 1/2	610	Baze G	40000	73-15	ETremblor,EdineALTEN,P.T.Hustler	8
9Sep07-2Dmr	6f	:221	.451	1:111ft	53	117	127 1/2	86 1/2	33	1nd	Baze G	M32000	82-13	Verbilion,H.M., El Vaquero	12
27Jly07-2Hol	1	.452	1:104	1:37 ft	71	115	42 1/2	53 1/2	64	66 1/2	ValenzuelaPA3	M32000	71-11	S'Mxmilion,ConstunBounty,RdRom	12
16Jly07-8Hol	6f	:222	.454	1:113ft	91	116	106 1/2	87 1/2	64	33	ValenzuelaPA10	M32000	82-12	NonStop, fFlyingSooofgun,Vrb8on	12
16Jly07-Placed second through disqualification															
18Jun07-2Hol	6f	:22	.46	1:104ft	51	115	113 1/2	101 1/2	911	813	ValenzuelaPA3	M32000	76-11	Fastnesy,Pppdous,RestlessStrnger	11
18Jun07-Pinched at start															
Aug 27 Hol 6f 1:48 1/2															
Aug 28 Hol 6f 1:13 h															
Aug 3 Hol 7f 1:27 1/2 h															
Aug 4 Hol 6f 1:13 h															

Leasee

BLACK C A

117

Own.—Ticorm Inc

24Aug-50mr	1 1/2	:46	1:10 1:42 3/4	38	118	31	54	67	54	4	\$22,575	Tr 1	8	1	1	\$12,170
25Jy-90-Hol	1 1/2	:46	1:10 1:40 1/4	12	116	55 1/2	85 1/2	87 1/2	81 1/2	Caslon AL A	Aw35000	78-11	Tres Sure, Sention Str, Preaminity	8	1	1
25Jy-90-Hol	Bumped hard; checked 1/4															
10Jy-90-Hol	1 1/2	:46 1/2	1:03 1:41 1/4	24	116	43	53 1/2	53	33	Delhoussye E2	Aw35000	85-08	Czar's Charm, Carmanetta	Leasee	12	1
25Jy-90-Hol	Reared start; bumped															
26Jun-90-1GG	1 1/2	:48 1/2	1:22 1:44 1/4	15	114	52 1/2	22	44	45 1/2	Rivera J V2	Aw18000	76-18	Robigus, Chmval Bridge, Baby Slew	8	1	1
19Jun-90-1GG	1 1/2	:47 1/2	1:2 1:51 3/4	84	114 1/2	46 1/2	53 1/2	85 1/2	72 1/2	Rivera J V7	Aw18000	—	Seanamar, Robigus, New Altitude	8	1	1
5Jun-90-1GG	1 1/2	:48 1/2	1:13 1:51	30	114 1/2	33	44	76	43 1/2	Rivera J V3	Aw18000	—	Plotting's Host, Nw Altid, Chmval Brd	8	1	1
18Mar-90-10TUP	1	:47 1/2	1:2 1:37 1/4	4	112	55 1/2	33	22 1/2	22 1/2	Lopez D A6	18000	92-08	Czar's Charm, Leasee, Sention McGwire	7	1	1
23Apr-90-10TUP	7 1/2	:42 1/2	:48 1/2 1:32 1/2	74	112	42 1/2	74 1/2	44 1/2	11	Gomez E A1	12500	82-12	Leasee, Linder Road, Big Attraction	7	1	1
13Apr-90-10TUP	6 1/2	:212	:44 1:09 3/4	14	114	104 1/2	106 1/2	76	51 1/2	Gomez E A1	10000	85-22	Radial, Sonita Blue, Dark Menace	7	1	1
2Apr-90-7TUP	6 1/2	:22	:44 1:15 3/4	*3-2	114	114	114	114	12 1/2	Steinberg P W1	c5000	94-18	Leasee, Many Roads, Gold Dust	7	1	1
Am 15 Dmr 57 ft 1:00 1/4																

Everso

MEZA R Q

120

Own.—Me-Nan Enterprises

24Aug88-50mr	1 1/4:46	1:101:1:423ft	12	121	74 1/2 76 1/2 89 1/2 81 1/2	DelhousseyE3 Aw33006	76-11	TresSuve,SenctionSir,Preeminnity	8
24Aug88-Bumped 1 mile; wide final 3/8									
21Jy88-7hol	1 1/4:443	1:092:1:35	5	115	74 1/2 88 1/2 94 1/2 91 1/2	Stevens G L 1 c32800	71-12	TresSuve,SensationStar,InBold	7
15Jun88-7hol	6 1/2:213	1:442:1:161ft	92	118	89 1/2 89 1/2 79 1/2 71 1/2	Stevens G L 2 Aw33000	86-16	PrmConcord,RsonblR,Dn'sngtbbbs	6
19Mar88-7SA	1 1/4:462	1:111:1:433ft	3	117	42 1/2 43 1/2 63 1/2 51 1/2	ShoemakerW 2 Aw36600	72-18	Thirty Grand,Canaide,CrystalCutter	5
19Mar88-Lugged out, wide									
3Mar88-7SA	6 1/2:213	1:444:1:164ft	38	118	94 1/2 64 1/2 45 21 1/2	CorderoA Jr 18 Aw32800	84-19	Penasco, Everso, Vysolsky	4
3Mar88-Veered out at start, wide 3/8									
26Dec87-9SA	1 1/4:454	1:111:1:381ft	13	114	46 1/2 10 1/2 10 1/2 10 1/2	Patton D B 14 Aw34000	57-16	Syrian Wind,LuckyAdvance,BooW	3
26Dec87-Wide									
5Dec87-MH3	1 1/4:474	1:131:441m	36	113	21 31 1/2 2nd 2nd	Patton D B 3 Aw31800	82-17	Jonleat, Everso, Bronze Tudor	2
19Nov87-7hol	1 1/4:463	1:113:1:444ft	8	116	97 1/2 96 1/2 71 1/2 61 1/2	Solis A 5 c32800	85-14	ExoteEgl,OldShntyTown,P.T.Husik	1
26Sep87-58M	1 1/4:471	1:121:441m	81	115	54 1/2 53 63	chapmanTM3 Aw19000	79-13	LonesomeDancer,ChiefP1,MeaCuisin	0
31Jy87-11SR	1 1/4:461	1:103:1:423ft	41	112	91 1/2 94 1/2 91 1/2 91 1/2	CpbblBC2 J Lyl Mewh	75-15	SeaTheDoc,LuckyEnte,ErtlySnow	0
31Jy87-Fracticous gate									
Aug 22 Door 34 ft :352 h			Aug	17 Door 54 ft :1:024 h		Aug	12 Door 46 ft :1:484 h		

Sword Charger**SHOEMAKER W****120**

Own.—Keck H B

Ch. b. or br. g. 4, by Majestic Light—Celine, by Damascus

Br.—Keck H B (Ky)

1988 3 1 1 1 \$26,800

Tr.—Whittingham Charles

1986 5 M 2 0 \$13,556

Lifetime 8 1 3 1 \$38,556

Turf 2 0 1 0 \$6,400

18Aug88-50mr 1 1/4 @ 4821:1321:503fm *2 122 421 31 2nd 211 Shoemaker W 3 Aw32000 79-20 FirstDibs,SwordChgrer,NwAltitud 10
 26Jun88-6Hol 1 1/4 @ 452:1:101:1:351ft *5-5 123 111 121 14 151 Shoemaker W 3 Mdn 87-07 SwordCharger,HotOperator,Cicde 10
 10Jun88-6Hol 1 1/4 @ 452:1:103:1:37 ft 31 123 2nd 2nd 1st 321 Shoemaker W 3 Mdn 75-13 Attesa,Dusly Cap,Sword Charger 7

18Jun88—Pinched at start

29Nov88-6Hol 1 1/4 @ 4641:1111:414fm 4 116 911 961 871 761 Dihossye 3 Hst Th Flg 78-10 Persvrd,WildnrssBound,QuillyBold 9
 29Nov88—Grade III; Run in Divisions; Wide into stretch

11Oct88-8SA 1 1/4 @ 461:1:11 1:451ft 81 118 671 44 451 571 ShomkrW 1 Norfolk 68-17 Capote, Gulch, Gold On Green 6

11Oct88—Grade I; Broke slowly

10Oct88-6SA 1 1/4 @ 461:1:112:1:374ft 9-5 117 811 531 34 211 Shoemaker W 6 Mdn 78-18 PrinceSssfrs,SwordChgrer,BScnic 10

15Sep88-50mr 6f :22 :444:1:094ft 48 118 1212 891 461 25 Solis A1 Mdn 84-13 SpecilTrick,SwordChgrer,ChrlieZe 12

16Aug88-40mr 6f :22 :452:1:094ft 54 117 12171214 912 712 Sibille R4 Mdn 77-13 SuddenDnce,SpclTrick,LonStrStt 12

16Aug88—Broke very slowly; wide into stretch

Aug 16 Dnr 3f R :361h Aug 11 Dnr 5f fm 1:032h (d) Aug 5 Dnr 1f R 1:371h Jy 31 Dnr 7f R 1:252h

Palamhor*BAZE R A****120**

Own.—Field S M

B. g. 6, by Palatable—Carrag Mhor, by Mhor

Br.—Wilding Mrs F S (NZ)

1988 4 1 1 0 \$23,500

Tr.—Stein Roger

1987 15 3 1 1 \$6,188

Lifetime 24 5 3 3 \$36,578

Turf 24 5 3 3 \$36,578

10Aug88-70mr 1 1/4 @ 4711:1141:422fm 41 121 10121091 77 891 Baze R A1 Aw32000 78-12 MircHors,FirstDibs,HollywoodHlo 10
 25Jly88-9Hol 1 1/4 @ 46 1:10 1:401fm *2 116 10121071 641 63 Baze R A1 Aw35000 84-04 Delegant,Whitstable,J.B.R.'sDream 11
 22Jly88-9Hol 1 1/4 @ 4431:0811:331fm *8-5 116 712 541 421 11 Baze R A1 62500 98-04 Pimhor,DysGoneBy,LittleRedCloud 8
 8Jly88-9Hol 1 1/4 @ 4541:0921:341fm 55 116 1014 861 341 211 Baze R A7 62500 92-06 Table Glow, Palamhor,PairOfAces 11

8Jly88—Steadied start

28Nov87-100moto(NZ) a1 1/4 2:182sf — 126 5 JhnsnC CbdaRgbyClibH Karamuremu, Dester, Red Rainee 8

23Nov87-10Hokitika(NZ) a1 1/4 1:41 fm — 126 7 Johnson C Artists H Pericolini, Purple Tone, Marc 7

23Nov87—Rough trip

21Nov87-10Hokitika(NZ) a1 1/4 1:43 fm — 123 111 JhnsnC ScndladMoss H Palamhor, Pericolinine, Arkwright 9

19Nov87-1Riccanton(NZ) a1 1/4 2:052fm — 136 5 CrozrD Ashley Howt H StarKnight, CorrieDoone, Horunui 9

31Oct87-3BankPeninsula(NZ) a1 1:39 gd — 123 5 JhnsnC ShursSpplH SeWr,CorrieDoone,NewsAndViews 14

26Oct87-1Rangiora(NZ) a1 1/4 2:081fm — 138 1no CrozrD RLTrnHgrtH Palamhor, Taiyo, RoyalRosa 9

Aug 27 Dnr 5f R 1:411h Aug 21 Dnr 3f R 1:083h Aug 6 Dnr 3f R :361h Jy 17 Hol 5f R 1:821h

Parade Leader**CORRAL J R****1155**

Own.—Restain & Sherlock

Ch. g. 4, by Native Royalty—Miss Woodford Co, by Pia Star

Br.—Lachness Farm (Ky)

1988 14 2 1 2 \$23,590

Tr.—Sherlock Gary

Turf 1 0 0 0

Lifetime 14 2 1 2 \$23,590

24Aug88-50mr 1 1/4 @ 46 1:101:1:423ft 63 1135 811 861 54 51 Corral J R8 Aw33000 86-11 TresSave,SensationlStr,Preeminatly 8

24Aug88—Wide in stretch

15Aug88-11LA a1 1/4 @ 454:1:111:1:53 ft 31 122 61 571 24 241 Patterson A7 A12500 — Extranix,ParadeLeader,BazingsStoke 9

15Jly88-8LA 1 1/4 @ 463:1:122:1:493ft 51 115 341 21 21 111 Lambert J4 A12500 88-12 ParadeLeader,Polysenous,RceBook 8

10Jly88-1Hol 1 1/4 @ 473:1:114:1:493ft 13 118 611 541 56 541 Sibille R1 12500 81-18 tWstl'Ost,ProvngSprk,ExctArbtr 9

10Jly88—Placed fourth through disqualification; Wide 3/8 turn

3Jly88-5Hol 1 1/4 @ 462:1:11 1:441ft 26 119 1011 861 771 541 Sibille R8 16000 74-14 RunCogrRa,EmprdrAlMort,PssrII 11

3Jly88—Wide 3/8

15Jun88-10GG 1 1/4 @ 4721:12 1:513fm 8 119 611 711 731 821 Lambert J5 Aw10000 — Seanamar, Robiges, New Altitude 8

15Jun88—Crowded late

8Jun88-5GG 1 1/4 @ 481:1:143:1:51 sf *31 120 511 33 111 111 Lambert J1 M10000 44-36 Prdelr,lorde'sProtg,AstroAction 9

27Apr88-4Hol 1 1/4 @ 471:1:121:1:443ft 3 1165 1213 911 813 7141 Corral J R12 M22000 62-17 PrncEnchntmnt,TChrgDr,Uncitld 12

27Apr88—Wide 7/8

8Apr88-6SA 1 1/4 @ 471:1:12 1:45 ft 71 118 1013 711 611 610 DelahoussyeE4 M45000 66-21 SocilMn,ProudLegacy,SuperJimmy 12

1Mar88-6SA 1 1/4 @ 464:1:113:1:451ft 61 118 1013 912 711 541 DelahoussyeE10 M45000 78-21 FortunaleHear,Ontorio,OurBradX 12

1Mar88—6 Wide into drive

Aug 17 Dnr 5f R 1:412h Jy 27 Dnr 4f R :473h Jy 20 SA 5f R 1:824h Jy 2 SA 3f R :371h

Amatar**SOLIS A****117**

Own.—Ohrada & Yaphlegian

Ch. g. 4, by Avatar—Amazanthion, by Amerigo

Br.—Seeligson-Fitzsimmons-Gese (Ky)

1988 12 1 1 1 \$16,625

Tr.—Neumann Julie

1987 28 3 1 3 \$36,450

Lifetime 33 4 2 4 \$54,125

Turf 4 0 0 0 \$850

17Aug88-50mr 1 1/4 @ 464:1:112:1:432ft 41 116 811 611 411 1nd Pedroza M A8 c12500 83-16 Amatar,Bigbadndmen,AnotherCode 8

17Aug88—Wide 3/8

4Aug88-50mr 1 1/4 @ 4941:13 1:43 fm 48 113 711 811 913 9121 Meza R Q2 55000 73-16 Mirvin'sPolicy,Kellspl,DefinitSigns 9

10Jly88-9Hol 1 1/4 @ 4621:1031:411fm 30 116 12121061 811 641 Pedroza MA8 Aw35000 83-08 Czar's Charm, Carmanetia Leasee 12

10Jly88—Wide 3/8 turn

26Jun88-9Hol 1 1/4 @ 46 1:10 1:472fm 55 114 911 911 711 65 Meza R Q1 Aw35000 86-09 JazzPlyer,NewAltitude,Czr'sChrm 10

12May88-9Hol 1 1/4 @ 451:1:102:1:37 ft 12 116 911 911 811 8103 Meza R Q8 20000 67-21 ImprovisSprt,Bishop'sRagII,InBold 11

12May88—Lugged in 5/8; bumped twice 1/2

16Apr88-3SA 1 1/4 @ 46 1:104:1:442gd 31 116 71 511 541 451 Pedroza M A3 20000 73-16 SensationalStar,Shfy,ALittleSpeed 7

16Apr88—Wide final 3/8

6Apr88-3SA 1 1/4 @ 464:1:111:1:494ft 81 116 91 451 43 21 Pedroza M A10 c16000 79-17 Shafy, Amatar, Bigbadandmean 10

2Mar88-3SA 1 1/4 @ 462:1:112:1:44 ft 31 116 1116 971 611 541 McCarron C J3 16000 76-17 Peltrax,SensationlStr,Westl'Owest 12

2Mar88—Wide into stretch

9Mar88-3SA 1 1/4 @ 464:1:12 1:444ft 15 116 741 421 53 621 Gryder A T7 16000 74-19 BaagBangBang,BlazingZulu,Shafy 12

17Feb88-3SA 1 1/4 @ 462:1:114:1:444ft 28 1105 811 61 711 75 Gryder A T2 20000 72-23 MischievousMtl,SbrnHro,HghRgrds 11

Jy 28 Dnr 5f R 1:412h Jy 21 Hol 4f R :461h Jy 6 Hol 4f R :474h

New Attitude*DELAHOUSAYE E****117**

Own.—Everett D R

18Aug88-50mr 1% ①:4821:1321:503fm 21 119

5Aug88-80mr 1% ①:5011:1441:504fm*3-2 119

5Aug88—Fanned wide into stretch

25Jun88-9Hol 1% ①:46 1:10 1:472fm 41 114

19Jun88-10GG 1% ①:4721:12 1:513fm*7-5 119

5Jun88-10GG 1% ①:4831:1311:51 fm*3-2 119

30May88-9Hol 1% ①:4711:11 1:47 fm 51 115

14May88-9Hol 1% ①:4531:0921:403fm 6 115

14May88—Broke slowly

10May87-6Windsor (Eng) 21% 2:151gd 21 131

10May87—Awarded 2nd money

15Apr87-3Newmarket (Eng) 7f 1:27 gd 12 131

29Aug86-4Sandown (Eng) 7f 1:292gd*4-5 126

• Aug 2 Hol 5f ft 1:00 h

• July 26 Hol 6f ft 1:13 h

July 15 Hol 5f ft 1:01 h

B. c. 4, by Sallant—Saron, by Amber Rama

Br.—Daniel Mrs A (Ire)

Tr.—Thomas John R

Lifetime 11 1 3 3 \$30,714

951 1051 841 321 Toro F10

841 631 43 321 Toro F10

1986 7 0 2 3 \$23,475

1987 2 0 1 0 \$544

Turf 11 1 3 3 \$30,714

Aw3000 77-28 FirstDibs,SwordChgr,NwAttitud 70

Aw3000 76-16 Whitstble,Winnerwid,NwAttitude 10

Aw3500 91-09 JazzPlyer,NwAttitude,Czr'sChrm 10

Aw1000 — — Seanamar,Robigus,NwAttitude 8

Aw1000 — — Plotting'sHost,NwAttid,ChnvtBrdg 8

Aw3500 85-42 L.A.Fir,HowVryTouching,Vysotsky 11

Aw3500 84-10 Hot Stage,Vysolsky,SharpVictor 10

StarkeyG

Myfir Gratlon #Quexiass,Noble Bid,NwAttitude 29

StrkG

Ldbrk Eurpe Free H NobleMinstrl,Midyn,HydraulicPowr 11

Starkey G

Solario (Gr3) Shining Water, Sanam, Lockton 11

De Facto*VALENZUELA F H****1155**

Own.—Thomas S E

21Aug88-90mr 1% ①:4821:3832:162fm 14 115

21Aug88—Wide 7/8 turn

12Aug88-7Dmr 1% ①:4731:1131:421fm 38 1095

25Jly88-9Hol 1% ①:46 1:10 1:401fm 35 116

18Jly88-9Hol 1% ①:4621:1031:411fm 24 116

23Jly88-3Hol 1% ①:46 1:10 1:43 ft 10 115

25Oct87-7Aqu 1% ①:5041:41 2:174fm 7 1125

15Oct87-9Med 1% ①:4741:12 1:432fm*9-5 115

9Oct87-4Bel 1% ①:4931:4132:221yl 61 117

24Sep87-7Bel 1% ①:50 1:4112:204sf 5 117

7Sep87-7Bel 1% ①:4821:3742:033fm 23e 117

Aug 7 Dmr 5f ft 1:30 h

Bk. h. or br. h. 5, by Known Fact—Matua, by Tom Rolfe

Br.—Areen Lidl (Ire)

Tr.—Haynes Jack B

Lifetime 23 1 3 7 \$42,212

971 851 751 631 Toro F3

1986 5 0 0 0 \$3,500

1987 9 0 0 4 \$13,500

Turf 21 1 3 7 \$42,212

Aw3000 78-16 LackReson,SuperPunk,SilverDude 10

Aw7000 83-11 Rich Earth,MileageBank,HotStage 10

Aw3500 86-04 Elegant,Whitstable,J.B.R.'sDream 11

Aw3500 84-00 Czar's Charm,Carmanetta,Leasee 12

Aw3500 63-12 Shafy,ImperiousSpirit,Vik'ng'sStar 7

Aw3000 63-10 Maloney, In AJHRespects,LordLaser 7

Aw1000 81-10 WitTillMondy,Elmer'sAPrinc,DFcto 9

Aw2000 58-42 RuffledGroes,FrColony,Mr.Bulifol 10

Aw2000 39-43 True Vigor,Reincarnate,LordLaser 10

Aw2000 75-27 OrpheusIsland,LordLaser,SxonWy 12

Krone J A1

Davis R G2

Davis R G2

Davis R G4

Davis R G4

My first step was to do the A.P.V. for each horse in the race, naturally. Because this is a turf race, I will pay little attention to non-turf earnings and concentrate on each horse's turf figures.

I think that most of you would throw out Chinvat Bridge. He won at Golden Gate in an \$18,000 allowance and finished fifth in his \$30,000 race. However, his turf APV is tied for second highest, so I entered him from his Golden Gate win on June 26. Using Synergism, I used the program's automatic adjustment and added a -.45 class adjustment. When I ran the horse through ENERGY!, I made no class adjustment, accepting the program's automatic adjustments.

The horses I threw out are marked on my copy of the Form. I may have erred in the case of Parade Leader, since it finished third. Verbillion was OK on the turf classwise, but had not performed well since November of 1987. The other throw outs should be obvious looking at both class and performance, along with performance LEVEL. I've already told you why I used Chinvat Bridge; now let's look at my other contenders:

Leasee - Only an APV of 41% on the turf, but, as Bert Mayne so wisely points out, we must look at all the figures in context. The favorite in the race is Sword Charger, and his turf APV is a mere 35%. Leasee's last race was on the dirt. The one before that produced a serious trouble line. So I chose to use the race of July 10, a race of very comparable class to today's race.

Sword Charger - Both the morning line and betting favorite. No problem here with pace lines. Use it's last race, a route at today's level.

Palamhor - To me, this horse was a major problem. It would most likely not be a problem to the PIRCO experts like Brohamer, Purdy, Schmidt or Bradshaw. But I'm more like many of you, and this horse "scares" me. True, it has never done well on the turf at this level, so far as we can see, but it has won five times on grass and been in the money 11 of its 24 turf starts. Of all these horses, it has the best turf record. So what did I do? I ran both its last race AND its July 22nd race through both of the programs I was using.

As you may well suspect, it was a standout based on it's win, but a dud when you use the Del Mar last race. I finally opted to use its last race, based on the fact that it never did well when running longer than a mile in this country.

New Attitude - Coming out of a tandem with our favorite, Sword Charger, beaten a length and a quarter. I chose to eschew the tandem procedure on this horse because it has never won a race in this country. I considered him only as a possible in the money horse and used his last pace line.

There are my five contenders. Now, let's take a look at some readouts. First from Synergism.

Using PAL off its Hollywood mile would make it a stand-out on this, or any other, program. You would have to adjust it down a bundle for it to be otherwise. If you insist on doing that, go bet the horse. It's going off at 4.4 to one, and then forget about it. The other readouts are going to net you enough, particularly if you play the exacta, to afford a minor error in judgement.

Otherwise here are your obvious choices:

- 1: Sword Charger *1.3 To 1*
- 2: Leasee *36.6 To 1*
- 3: New *2.1 To 1*

NAME	W	E	S	T	MED E

SWRD	1	1	2	1	66.89
LEASE	2	1	3	3	67.28
NEW	2	3	1	2	66.32
CHI	3	2	4	2	67.22
PAL	4	4	5	4	66.86

NAME	2nd Call B/L

SWRD	0.00
LEASE	0.04
CHI	1.89
NEW	2.57
PAL	4.45

NAME	F W	E P	S P

NEW	53.41	53.23	53.60
PAL	52.75	52.81	52.70
SWRD	53.65	53.81	53.48
LEASE	53.36	53.80	52.93
CHI	53.13	53.38	52.87

NAME	F-1	F-2	F-3

Dream	54.38	54.61	53.96
LEASE	54.38	52.68	52.06
SWRD	54.02	53.40	53.15
NEW	53.40	52.90	53.96
CHI	52.77	54.61	52.35
PAL	52.23	53.92	52.60

10

DAILY RACING FORM, THURSDAY, SEPTEMBER 1, 1988

5th Del Mar



1 1/4 MILES. (Turf). (146%) ALLOWANCE. Purse \$33,000. 3-year-olds and upward, which are non-winners of \$3,000 other than maiden, claiming or starter. Weights, 3-year-olds, 115 lbs.; older, 120 lbs. Non-winners of a race other than claiming at one mile or over allowed 3 lbs. (Winners that have started for a claiming price of \$20,000 or less in their last three starts and maidens that are non-starters for a claiming price have second preference.)

Coupled—Sword Charger and Black Wing.

Ghinvat Bridge

ORTEGALE

Own.—Todd R E & Aury

120

5Aug88-8Dmr 1 1/4 @ 50.1; 1:44.1; 50.4fm 22 122

26Jun88-11GG 1 1/4 @ 48.1; 1:22.1; 44.1fm 51 119

5Jun88-10GG 1 1/4 @ 48.1; 1:13.1; 51.1fm 11 119

22May88-6GG 1 1/4 @ 48.1; 1:23.1; 44.2fm 5 119

30Mar88-7GG 1 1/4 @ 47.1; 1:24.1; 38.2gd 21 119

16Apr88-5GG 1 1/4 @ 47.1; 1:22.1; 45.2fm 45 119

16Apr88-Off slowly

26Mar88-10GG 1 1/4 @ 47.1; 1:22.1; 50.3fm 29 119

24Feb88-7GG 1 1/4 @ 47.1; 1:11.1; 1:43.2fl 11 117

30Jan88-8GG 1 1/4 @ 46.1; 1:11.1; 1:44.1gd 10 119

16Jan88-8BM 1 1/4 @ 50.1; 1:15.1; 1:51.4sf 17 121

Aug 25 Dmr 5/11: 1:02.2h

Aug 18 Dmr 5/11: 1:01.1h

Ch. g. 4, by Honest Moment—Princess Jane W, by Prince John

Br.—Waldemar Farms Inc (Fla)

Tr.—Hilling J M

1988 10 0 2 2 \$14,800

1987 10 1 2 2 \$19,537

Turf 10 0 3 2 \$17,475

Lifetime 20 1 4 4 \$34,337

Meza R Q1 Aw30000 73-16 Whitstble, Winnerwid, NewAttitude 10

Warren R J Jr Aw18000 81-18 Robigus, ChinvatBridge, BabySlew 8

Doocy T 7 Aw18000 — Plotting's Host, NwAttd, ChnvtBrdg 8

Warren R J Jr 2 Aw18000 76-21 NoonSun, ChinvatBridge, Dublin O'Bron 9

Warren R J Jr 3 Aw18000 72-27 Circle Early, Beking, Al De Naska 8

Warren R J Jr 4 Aw18000 75-25 TrveldnScr, Robigus, ChinvatBridge 12

Chapman TM 7 Aw17000 — PirdAndPint, Robigus, NorthOfLk 12

Warren R J Jr 7 20000 70-18 Plotting's Host, GoldnShng, LordTrvs 9

Castaneda M 7 Aw17000 71-17 Gunburst, Earthdust, Irish Luck 7

Ives T A 3 Aw17000 26-56 Peter Moon, Fly Up, Novelty 8

Jy 21 GG 5/11: 1:02.2h

Jy 14 GG 4/11: 1:01.2h

Verbillion OUT

SIBILLE R

Own.—Pais A A A F & Claudette

117

4Jly88-7Hol 6f :214 :44.4 :1:09.4ft 23 118

19Mar88-7SA 1 1/4 @ 46.1; 1:11.1; 1:43.3fl 42 117

8Jan88-3SA 6f :22 :44.4 :1:16.3fl 17 114

10Dec87-5Hol 6f :22 :45.2 :1:09.3ft 10 116

10Dec87—Placed third through disqualification; Bumped start

9Nov87-7SA 6f :214 :44.4 :1:11.3sy 38 119

9Nov87—Wide throughout

12Oct87-9SA 1 1/4 @ 48.1; 1:21.1; 1:43.3fl 23 116

9Sep87-2Dmr 6f :221 :45.3 :1:11.1ft 52 117

27Jly87-2Hol 1 :45.2 :1:10.4 :1:37.1ft 71 115

16Jly87-6Hol 6f :222 :45.4 :1:11.3ft 91 116

16Jly87—Placed second through disqualification

18Jun87-2Hol 6f :22 :46.1 :1:10.4ft 54 115

18Jun87—Pinched at start

Aug 27 Hol 4/11: 1:01.1h

Aug 29 Hol 6/11: 1:13.1h

Aug 9 Hol 7/11: 1:27.1h

Aug 4 Hol 5/11: 1:13.1h

Leasee

BLACK C A

Own.—Ticorm Inc

117

24Aug88-5Dmr 1 1/4 @ 46.1; 1:10.1; 1:42.3fl 38 118

25Jly88-9Hol 1 1/4 @ 46.1; 1:10.1; 1:40.1fm 12 116

25Jly88—Bumped hard; checked 1/4

10Jly88-9Hol 1 1/4 @ 46.1; 1:10.1; 1:41.1fm 24 116

10Jly88—Raced start; bumped

26Jun88-11GG 1 1/4 @ 48.1; 1:22.1; 44.1fm 15 114

19Jun88-10GG 1 1/4 @ 47.1; 1:12.1; 51.1fm 84 114

5Jun88-10GG 1 1/4 @ 48.1; 1:13.1; 51.1fm 30 114

18May88-10TuP 1 1/4 @ 47.1; 1:12.1; 37.1fm 4 112

23Apr88-10TuP 7f :242 :48.2 :1:32.1gd 71 112

13Apr88-10TuP 6f :212 :44.1 :1:09.2fl 14 114

2Apr88-7TuP 6f :22 :44.2 :1:15.2fl 42-2 114

Aug 15 Dmr 5/11: 1:00.1h

B. g. 4, by Rare Performer—Honey's Home, by Honey Jay

Br.—Owens R G (Ariz)

Tr.—Otto Richard

1988 15 4 1 3 \$10,486

1987 9 0 2 1 \$3,780

Turf 8 1 1 1 \$12,170

Lifetime 31 5 4 5 \$27,519

Castanon AL 4 Aw33000 79-11 TresSuve, SensitionlStr, Preeminently 8

Toro F 4 Aw35000 81-04 Delegant, Whitstble, J.B.R.'s Dream 11

Delhoussye E 2 Aw35000 85-08 Czar's Charm, Carmanetta Leasee 12

Rivera J V 2 Aw18000 76-18 Robigus, ChinvatBridge, BabySlew 8

Rivera J V 7 Aw18000 — Seanamar, Robigus, New Attitude 8

Rivera J V 8 Aw18000 — Plotting's Host, NwAttd, ChnvtBrdg 8

Lozoya D A 6 18000 92-08 Czar's Charm, Lessee, SentionlMcGuire 7

Gomez E A 1 12500 88-12 Leasee, LinderRoad, BigAttraction 10

Gomez E A 1 10000 85-22 Radial, Sonoita Blue, DarkMenace 10

Steinberg P W 1 c5000 94-18 Leasee, Many Roads, Gold Dustin 7

Everso OUT

MEZAR Q

Own.—Mo-Nan Enterprises

120

24Aug88-5Dmr 1 1/4 @ 46.1; 1:10.1; 1:42.3fl 12 121

24Aug88—Bumped 1 mile; wide final 3/8

2Jly88-7Hol 1 :44.3 :1:09.2 :1:35.1ft 5 115

15Jun88-7Hol 6f :213 :44.2 :1:16.1ft 91 118

19Mar88-7SA 1 1/4 @ 46.1; 1:11.1; 1:43.3fl 3 117

19Mar88—Lugged out, wide

3Mar88-7SA 6f :213 :44.4 :1:16.4ft 38 118

3Mar88—Veered out at start, wide 3/8

26Dec87-9SA 1 :45.4 :1:11.1 :1:38.1fl 13 114

26Dec87—Wide

5Dec87-10Hol 1 1/4 @ 47.1; 1:13.1; 1:44.1fm 36 113

19Nov87-5Hol 1 1/4 @ 46.1; 1:11.1; 1:44.1ft 8 116

26Sep87-8BM 1 1/4 @ 47.1; 1:24.1; 44.1fm 84 115

31Jly87-11SR 1 1/4 @ 46.1; 1:10.1; 1:42.3fl 41 112

31Jly87—Fractious gate

Aug 22 Dmr 3/11: 1:02.1h

Aug 17 Dmr 5/11: 1:02.1h

Aug 12 Dmr 4/11: 1:00.1h

B. g. 4, by Vigors—Candidly, by Decidedly

Br.—Pope G A Jr (Ky)

Tr.—Sanford Thomas

1988 5 0 1 0 \$7,300

1987 7 1 1 1 \$15,750

Turf 1 0 0 0

Lifetime 12 1 2 1 \$23,050

743 743 893 8103 Delhoussye E 3 Aw33000 76-11 TresSuve, SensitionlStr, Preeminently 8

Stevens G L 1 c32000 71-12 Tres Suave, SensationlStr, InBold 9

Stevens G L 3 Aw33000 86-16 PrmConcord, RsonbIRJ, On'sngthbls 8

Shoemaker W 2 Aw36000 72-18 Thirty Grand, Canade, CrystalCutter 7

Cordero A Jr 10 Aw32000 84-19 Penasco, Everso, Vysotsky 10

Patton D B 10 Aw34000 57-16 Syrian Wind, LuckyAdvance, BooW. 10

Patton D B 3 Aw31000 82-17 Jonleat, Everso, Bronze Tudor 7

Solis A 5 c32000 65-14 ExotcEgl, OldShntyTown, P.T.Hustlr 9

Chapman TM 3 Aw19000 79-13 LonesomeDncer, ChiefPI, MenCuisin 8

CpbllBC 2 J Lyl MemH 75-15 SeaTheDoc, LuckvFdition, ErlySnow 9

Sword Charger**SHOEMAKER W**

Own.—Keck H B

TAN
120Ch. h. or br. g. 4, by Majestic Light—Celine, by Damascus
Br.—Keck H B (Ky)
Tr.—Whittingham Charles

1988 3 1 1 1 \$26,000

1986 3 M 2 8 \$13,556

Turf 2 0 1 0 \$5,400

18Aug88-5Dmr	1 1/2 @ 4821:1321:5031m	*2 122	421 31 2nd 211	Shoemaker W 2	Aw32000	79-20 FirstDibs,SwordChgrer,NwAttitud	10
26Jun88-6Hol	1 1/2 @ 4521:1011:1351ft	*5-123	111 121 14 151	Shoemaker W 2	Mdn	87-07 SwordChgrer,HotOperator,Cicde	10
10Jun88-6Hol	1 1/2 @ 4521:1011:1371ft	31 123	2nd 2nd 1st 321	Shoemaker W 2	Mdn	75-13 Attesa,Dusty Cap,Sword Charger	7
10Jun88	—Pinned at start						
29Nov88-6Hol	1 1/2 @ 4641:1111:4141m	4 116	991 961 871 761	Dihossy E 3	Hst Th Flg	78-10 Persvrd,WidrnssBound,QuillyBold	9
29Nov88	—Grade III; Run in Divisions; Wide into stretch						
110Oct88-6SA	1 1/2 @ 4611:111 1:451ft	81 118	671 44 451 571	Shomk W 1	Norfolk	68-17 Capote, Gulch, Gold On Green	6
110Oct88	—Grade I; Broke slowly						
10Oct88-6SA	1 1/2 @ 4611:1121:1374ft	9-5 117	881 531 34 211	Shoemaker W 6	Mdn	78-18 PrinceSssfrs,SwordChgrer,BScnic	10
1Sep88-5Dmr	6f :22 :444 1:094ft	40 118	1212 891 461 25	Solis A 1	Mdn	84-13 SpecITrick,SwordChgrer,ChlieZe	12
16Aug88-4Dmr	6f :22 :452 1:094ft	54 117	12171214 912 712	Sibille R 4	Mdn	77-13 SuddenDnce,SpecITrick,LonStrStl	12
16Aug88	—Broke very slowly; wide into stretch						
Aug 16 Dmr 3f R :361h							
Aug 11 Dmr 3f R :361h							
Aug 5 Dmr 1f R :371h							
Jy 31 Dmr 7f R :1:251h							

Palamhor*BAZE R A**

Own.—Field S M

120

B. g. 6, by Palatable—Carrag Mhor, by Wm
Br.—Wilding Mrs F S (NZ)
Tr.—Stein Roger

1988 3 1 1 0 \$26,500

1987 15 3 1 1 \$6,188

Turf 24 5 3 3 \$36,578

10Aug88-7Dmr	1 1/2 @ 4711:1141:4221m	4 121	10121091 77 891	Baze R A 1	Aw32000	78-12 MircHors,FirstDibs,HollywoodHio	10
25Jly88-9Hol	1 1/2 @ 4611:1011:1401ft	*2 116	10121071 641 59	Baze R A 1	Aw35000	84-04 Delegant,Whitstable,J.B.R.'sDream	11
22Jly88-9Hol	1 1/2 @ 4431:0811:331ft	*3-5 116	712 541 421 11	Baze R A 1	62500	98-04 Pimhor,DysGoneBy,LittleRedCloud	8
8Jly88-9Hol	1 1/2 @ 4541:0921:341ft	55 116	1014 861 341 211	Baze R A 7	62500	92-06 Table Glow, Palamhor,PairOfAces	11
8Jly88	—Steadied start						
28Nov87	100moto(NZ) a1 1/2	2:1821f	— 126	5	JhnsnC	CbdnRgbyClbH Karamuremu, Dester, Red Raltee	8
23Nov87	10Hokika(NZ) a1 1/2	1:41 fm	— 126	7	Johnson C	Artists H Pericolini, Purple Tone, Marc	7
23Nov87	—Rough trip						
21Nov87	6Hokika(NZ) a1 1/2	1:43 fm	— 123	111	JhnsnC	ScncIndMoss H Palamhor, Pericolinine, Arkwright	9
11Nov87	1Riccarton(NZ) a1 1/2	2:0521f	— 136	5	Crozier D	Ashley Hgw H StarkKnight, CorrieDoone, Hurunui	9
31Oct87	3BankPeninsula(NZ) a1	1:39 gd	— 123	5	JohnsN	ShtlrsSpplsh SeWr,CorrieDoone,NewsAndViews	14
26Oct87	1Rangiora(NZ) a1 1/2	2:081fm	— 138	1no	Crozier D	RLTvrnHgwH Palamhor, Taiyo, RoyalRosa	9
Aug 27 Dmr 5f R :1:011h							
Aug 21 Dmr 5f R :1:001h							
Aug 6 Dmr 3f R :361h							
Jy 17 Hol							

Parade Leader OUT**CORRAL J R**

Own.—Restaine & Sherlock

1155

Ch. g. 4, by Native Royalty—Miss Woodford Co, by Pla Star
Br.—Lachness Farm (Ky)
Tr.—Sherlock Gary

1988 14 2 1 2 \$29,500

Turf 1 0 0 0

24Aug88-5Dmr	1 1/2 @ 4611:1011:1423ft	63 1135	891 881 54 51	Corral J R 8	Aw33000	86-11 TresSuve,SenslioniStr,Preemlnthly	8
24Aug88	—Wide in stretch						
6Aug88-11LA	a1 1/2 @ 4541:111 1:53 ft	39 122	69 571 24 241	Patterson A 7	A12500	— — Extranix,ParadeLeader,Basingstoke	9
29Jly88-9LA	a1 1/2 @ 4631:122 1:493ft	51 115	341 21 21 111	Lambert J 4	A12500	88-12 ParadeLeder,Polysemous,RceBook	8
10Jly88-1Hol	1 1/2 @ 4731:114 1:493ft	13 118	651 541 58 541	Sibille R 1	12500	81-10 Wstl'Ost,ProvgSprk,ExctcArbtr	9
10Jly88	—Placed fourth through disqualification; Wide 3/8 turn						
3Jly88-5Hol	1 1/2 @ 4621:111 1:441ft	26 119	1091 841 771 541	Sibille R 8	16000	74-14 RunCogrRn,EmprdrAlNort,PssrII	11
3Jly88	—Wide 3/8						
19Jun88-10GG	1 1/2 @ 4721:12 1:513m	8 119	611 791 791 621	Lambert J 5	Aw18000	— — Seanamar, Robigus, New Attitude	8
19Jun88	—Crowded late						
8Jun88-5GG	1 1/2 @ 4811:143 1:51 si	*31 120	511 33 111 111	Lambert J 1	M18000	44-36 Prdel,dr,Lordo'sProtg,AstroAction	9
27Apr88-4Hol	1 1/2 @ 4711:121 1:443ft	9 1165	1212 911 813 7141	Corral J R 12	M28000	62-17 PrncEnchntmnt,TChrgDv,UncIttd	12
27Apr88	—Wide 7/8						
8Apr88-6SA	1 1/2 @ 4711:12 1:45 ft	71 118	1013 791 681 610	Delahoussye E 4	M45000	66-21 SocilMn,ProudLegacy,SuperJimmy	12
18Mar88-6SA	1 1/2 @ 4641:113 1:451ft	61 118	1012 912 791 541	Delhoussye E 10	M45000	78-21 FortunateHour,Ontorio,OurBrndX	12
1Mar88	—Wide into drive						
Aug 17 Dmr 5f R :1:012h							
Jy 27 Dmr 4f R :471h							
Jy 28 SA 5f R :1:024h							
Jy 2 SA 3f R :371h							

Amatar OUT**SOLIS A**

Own.—Okuda & Yaghleian

117

Ch. g. 4, by Avatar—Amaranthine, by Amerigo
Br.—Seeligson-Fitzsimons-Gose (Ky)
Tr.—Neumann Joelle

1988 12 1 1 1 \$18,625

1987 20 3 1 3 \$36,450

Turf 4 0 0 0 \$290

17Aug88-5Dmr	1 1/2 @ 4641:112 1:432ft	4 116	891 631 411 1hd	Pedroza M A 6	c12500	83-16 Amatar,Bigbadndmen,AnotherCode	8
17Aug88	—Wide 3/8						
4Aug88-5Dmr	1 1/2 @ 4941:13 1:43 fm	49 113	751 811 913 9121	Meza R Q 2	55000	73-16 Mrvin'sPolicy,Kellspul,DefinitSigns	9
10Jly88-9Hol	1 1/2 @ 4621:1031:411fm	30 116	12121061 861 641	Pedroza M A 8	Aw35000	83-08 Czar's Charm, Carmanetta,Leasee	12
10Jly88	—Wide 3/8 turn						
26Jun88-9Hol	1 1/2 @ 4611:10 1:472fm	55 114	981 951 761 65	Meza R Q 1	Aw35000	86-09 JazzPlyer,NewAttitude,Cr'sChrm	10
12May88-9Hol	1 1/2 @ 4511:102 1:37 ft	12 116	991 913 891 8103	Meza R Q 9	20000	67-21 ImprovSprt,Bshop'sRngII,InBold	11
12May88	—Lugged in 5/8; bumped twice 1/2						
16Apr88-3SA	1 1/2 @ 4611:104 1:443gd	31 116	79 551 541 451	Pedroza M A 3	20000	73-16 SensationalStar,Shfy,ALittleSpeed	7
16Apr88	—Wide final 3/8						
6Apr88-3SA	1 1/2 @ 4641:111 1:494ft	81 116	99 451 43 21	Pedroza M A 10	c16000	79-17 Shafy, Amatar, Bigbadandmean	10
24Mar88-3SA	1 1/2 @ 4621:112 1:44 ft	91 116	1118 971 651 541	McCarron C J 3	16000	76-17 Petlrax,SenslioniStr,WestL'Ouest	12
24Mar88	—Wide into stretch						
9Mar88-3SA	1 1/2 @ 4641:112 1:444ft	15 116	741 421 53 621	Gryder A T 7	16000	74-19 BangBangBang,BlazingZulu,Shafy	12
17Feb88-3SA	1 1/2 @ 4621:114 1:444ft	20 1105	811 66 791 75	Gryder A T 2	20000	72-23 MischievousMtl,SbrnHro,HghRdrds	11
Jy 28 Dmr 5f R :1:012h							
Jy 21 Hol 4f R :461h							
Jy 6 Hol 4f R :474h							

New Attitude*DELAHOUSSE**

Own.—Everett D R

18Aug88-3Dmr 1% 4821:1321:503fm 21 119 951 1051 841 321

5Aug88-8Dmr 1% 5011:1411:504fm 3-2 119 841 611 43 321

5Aug88—Fanned wide into stretch

25Jun88-9Hol 1% 46 1:10 1:472fm 41 114 841 841 54 2nk

19Jun88-10GG 1% 4721:12 1:513fm 7-5 119 57 431 2nd 312

5Jun88-10GG 1% 4831:1311:51 fm 3-2 119 23 21 1st 2nd

30May88-9Hol 1% 4711:11 1:47 fm 51 115 87 741 761 771

14May88-9Hol 1% 4531:0921:403fm 6 115 912 812 661 571

14May88—Broke slowly

18May87-6Windsor (Eng) a1% 2:151gd 21 131 0 38 StarkeyG

18May87—Awarded 2nd money

15Apr87-3Newmarket (Eng) 7f 1:27 gd 12 131 0 812 StrkG

23Aug86-4Sandown (Eng) 7f 1:292gd 4-5 126 0 64 Starkey G

0Aug 2 Hol 5f R 1:003h

0Jly 26 Hol 6f R 1:132h

Jly 15 Hol 5f R 1:012h

B. c. 4, by Sallust—Saron, by Amber Rama

Br.—Daniel Mrs A (Ire)

Tr.—Thomas John R

Lifetime 11 1 3 3 \$30,714

Toro F10

Toro F10

Toro F10

Toro F10

Toro F10

Toro F10

Toro F10

Toro F10

Toro F10

Toro F10

Toro F10

Toro F10

Toro F10

Toro F10

Toro F10

Toro F10

Toro F10

Toro F10

Toro F10

Toro F10

Toro F10

Toro F10

Toro F10

Toro F10

Toro F10

Toro F10

Toro F10

Toro F10

Toro F10

Toro F10

Toro F10

Toro F10

Toro F10

Toro F10

Toro F10

Toro F10

Toro F10

Toro F10

Toro F10

Toro F10

Toro F10

Toro F10

Toro F10

Toro F10

Toro F10

Toro F10

Toro F10

Toro F10

Toro F10

Toro F10

Toro F10

Toro F10

Toro F10

Toro F10

Toro F10

Toro F10

Toro F10

Toro F10

Toro F10

Toro F10

Toro F10

Toro F10

Toro F10

Toro F10

Toro F10

Toro F10

Toro F10

Toro F10

Toro F10

Toro F10

Toro F10

Toro F10

Toro F10

Toro F10

Toro F10

Toro F10

Toro F10

Toro F10

Toro F10

Toro F10

Toro F10

Toro F10

Toro F10

Toro F10

Toro F10

T=582 134 1627

1988 7 8 2 3 \$23,475

1987 2 0 1 0 \$544

Turf 11 1 3 3 \$30,714

Toro F10

Toro F10

Toro F10

Toro F10

Toro F10

Toro F10

Toro F10

Toro F10

Toro F10

Toro F10

Toro F10

Toro F10

Toro F10

Toro F10

Toro F10

Toro F10

Toro F10

Toro F10

Toro F10

Toro F10

Toro F10

Toro F10

Toro F10

Toro F10

Toro F10

Toro F10

Toro F10

Toro F10

Toro F10

Toro F10

Toro F10

Toro F10

Toro F10

Toro F10

Toro F10

Toro F10

Toro F10

Toro F10

Toro F10

Toro F10

Toro F10

Toro F10

Toro F10

Toro F10

Toro F10

Toro F10

Toro F10

Toro F10

Toro F10

Toro F10

Toro F10

Toro F10

Toro F10

Toro F10

Toro F10

Toro F10

Toro F10

Toro F10

Toro F10

Toro F10

Toro F10

Toro F10

Toro F10

Toro F10

Toro F10

Toro F10

Toro F10

Toro F10

Toro F10

Toro F10

Toro F10

Toro F10

Toro F10

Toro F10

Toro F10

Toro F10

Toro F10

Toro F10

Toro F10

Toro F10

Toro F10

Toro F10

Toro F10

Toro F10

Toro F10

De Facto*VALENZUELA F H**

Own.—Thomas S E

21Aug88-9Dmr 1% 4821:382:162fm 14 115 971 851 751 631

21Aug88—Wide 7/8 turn

12Aug88-7Dmr 1% 4731:1131:421fm 39 1095 1081 971 751 751

25Jly88-9Hol 1% 46 1:10 1:401fm 35 116 651 33 421 451

10Jly88-9Hol 1% 4621:1031:411fm 24 116 851 751 65 541

2Jly88-3Hol 1% 461 1:102 1:43 ft 10 115 43 581 612 6151

25Oct87-7Aq 1% 5041:41 2:174fm 7 1125 451 531 714 7181

15Oct87-9Med 1% 4741:12 1:432fm 8-5 115 971 941 32 341

30Oct87-4Bel 1% 4931:4192:221yl 61 117 87 74 411 411

24Sep87-7Bel 1% 50 1:4112:204f 5 117 21 1st 551 6131

7Sep87-7Bel 1% 4821:3742:033fm 21e 117 841 57 35 411

Aug 7 Dmr 5f R 1:593h

Dk. h. or br. h. S, by Known Fact—Matas, by Tom Rolfe

Br.—Areen Ltd (Ire)

Tr.—Haynes Jack B

Lifetime 23 1 3 7 \$42,212

Toro F6

Toro F6

Toro F6

Toro F6

Toro F6

Toro F6

Toro F6

Toro F6

Toro F6

Toro F6

Toro F6

Toro F6

Toro F6

Toro F6

Toro F6

Toro F6

Toro F6

Toro F6

Toro F6

Toro F6

Toro F6

Toro F6

Toro F6

Toro F6

Toro F6

Toro F6

Toro F6

Toro F6

Toro F6

Toro F6

Toro F6

Toro F6

Toro F6

Toro F6

Toro F6

Toro F6

Toro F6

Toro F6

Toro F6

Toro F6

Toro F6

Toro F6

Toro F6

Toro F6

Toro F6

Toro F6

Toro F6

Toro F6

Toro F6

Toro F6

Toro F6

Toro F6

Toro F6

Toro F6

Toro F6

Toro F6

Toro F6

Toro F6

Toro F6

Toro F6

Toro F6

Toro F6

Toro F6

Toro F6

Toro F6

Toro F6

Toro F6

1988 5 8 8 8 \$3,500

1987 9 8 8 4 \$13,590

Turf 21 1 3 7 \$42,212

Toro F6

Toro F6

Toro F6

Toro F6

Toro F6

Toro F6

Toro F6

Toro F6

Toro F6

Toro F6

Toro F6

Toro F6

Toro F6

Toro F6

Toro F6

Toro F6

Toro F6

Toro F6

Toro F6

Toro F6

Toro F6

Toro F6

Toro F6

Toro F6

Toro F6

Toro F6

Toro F6

Toro F6

Toro F6

Toro F6

Toro F6

Toro F6

Toro F6

Toro F6

Toro F6

Toro F6

Toro F6

Toro F6

Toro F6

I keep hearing from clients who tell me they have trouble interpreting readouts and difficulty in determining when to favor Early Pace or Sustained Pace. Well, there's not much trouble here. Sword Charger and Leasee are the top two both Early and Sustained (remember, New Attitude is in for place only. Don't make the all too common mistake of "just taking a look" and then forgetting that the horse is not a true contender). If you're afraid of New Attitude, the odds in this race make dutching three horses perfectly viable. The Money Management program tells you to:

Bet \$20 to win on Sword Charger
Bet \$14 to win on New Attitude
Bet \$3 to win on Leasee

What I did in the race was to:

Bet \$20 to win on Sword Charger
Bet \$5 across the board on Leasee
Bet a \$30 Exacta box on Sword Charger, Leasee and New Attitude.

I blew the 20 bucks on Sword Charger, but made up for it by collecting \$264 on Leasee and \$525 on the exacta. My total investment in the race was \$65, my return was \$789, for a net of \$724.

For your future reference, here are the ENERGY! readouts on this race. As you read them, bear in mind that Synergism got the race and that Synergism II pin-pointed it even more clearly. So please don't feel that you have an "old" program and must obtain the newest to be successful. Use what you have. IT WORKS!

* * * * *

Editor's note:

In case your wondering how the PBS Numbers did with this race, let's take a look. I projected Leasee as the pace setter, and predicted about a 111 flat.

Chinvat Bridge	-	54	
Verbillion	-	70	(or 67 going back one. SA and Del are very comparable tracks and no adjustment is needed)
Leasee	-	78	
Everso	-	75	
Sword Charger	-	67	
Palamhor	-	74	
Parade Leader	-	85	
Amatar	-	81	
New Attitude	-	65	
De Facto	-	80	(use second back. Again, no adjustment needed.)

Just as advertised, the winner is in the top five. Fourth, as a matter of fact. Note that we have totally eliminated the 1.3 to 1 favorite. Also note that I used the winner's "bad" last race, not the race Howard used.

ENERGY READOUTS

Name	Total	Med	Fac	X
NEW	160.07	66.51	66.98	
PAL	161.88	66.79	66.50	
PAL-M	167.76	68.12	65.87	
SWD	160.36	66.83	66.92	
LEAS	164.84	67.24	66.96	
CHIN	161.15	67.42	65.94	

With ENERGY, before you see anything else, or make any secondary decisions, you get a peek at the above RAW readouts. We see that PAL, off that HOL mile, has a big edge in TOTAL ENERGY. But, lease is next with a good edge over the rest.

Early Variegate

Energizer PAL-M
Variegate Early

Paragon A is PAL-M
Paragon B is PAL-M

PAL-M *****
LEASE *****
SWD *****
PAL *****
CHIN *****
NEW *****

PAL's mile also makes it the ENERGIZER and Dual Paragon horse, setting up an EARLY Variegate predictor.

NOW, Let's scratch the PAL mile and use its last race:

RAW

Name	Total	Med	Fac	X
NEW	160.07	66.51	66.98	
PAL	161.88	66.79	66.50	
CHIN	161.15	67.42	65.94	
SWD	160.36	66.83	66.92	
LEAS	164.84	67.24	66.96	

LEAS Got the ONLY
minus (penalty) AUTO-
adjustment in the
race.

Match	>1st	2nd	3rd
Pace	34.39	33.72	33.01
LEASE	34.39	33.22	32.94
SWD	33.32	32.65	32.74
PAL	33.07	33.28	32.99
CHIN	33.05	33.72	32.26
NEW	33.03	32.54	33.01

Muv	> Emuv	Smuv	uXr	UXR RANK
LEASE	0.000	0.023	0.023	1
SWD	0.121	0.208	0.329	3
PAL	0.143	0.150	0.293	2
CHIN	0.105	0.348	0.454	5
NEW	0.187	0.187	0.375	4

Energizer LEASE
Variegate Early

✓ Paragon A is LEASE
✓ Paragon B is LEASE

Interestingly
enough, the pre-
dictor Varie
is STILL Early.

Paragon A Variegate

Rank	E	P	H	S	X	Lz	Muv	- RANK(MUV)
LEASE	1	1	2	1	1	4	0.00	1
SWD	2	4	4	4	2	2	4.17	2
PAL	4	2	1	3	2	3	4.74	3
CHIN	3	3	3	4	4	4	5.03	4
NEW	4	4	4	2	4	1	5.36	5

LEASE *****
SWD *****
PAL *****
CHIN *****
NEW *****

Paragon B Variegate

LEASE *****
SWD *****
PAL *****
CHIN *****
NEW *****

I used
This Par-
gon. It
was power-
ful at Del.

As you can see, I'm still a
timid bettor. I shoulda
had a hundred across on
Leasee.

