

Number: 1

OUR PREMIERE ISSUE

TABLE OF CONTENTS

Introduction from Dr. Sartin	1
Letters to the Editor	2
Q and A with the Doc	5
Psychology of Winning	17
Going Full Time by Jerri Lincoln	18
Place and Show Parlays by Don Jones	20
The Beginners Column	23
Starting Young by Rick Hazen	28
Par Energy	31
Review of <u>Handicapping by Example</u>	39
By Prescription Only, the Institute's Pharmacopoeia	41
New York Report by Bert Mayne	46
In-Depth Analysis of the <u>Racing Form</u> by Marion Jones	47
The Problem Race - Guest Handicapper, Jim Bradshaw	52
NEXT! A look at what's coming	60

The Follow Up is published six (6) times a year by PIRCO Inc. in conjunction with the Inland Empire Institute. Subscription price is \$66.00 per year. If you have any problem with your subscription, or have a change of address, please contact our editorial office, address below. All material in this publication is for informational purposes only.

Copyright 1987 PIRCO Inc.

All rights reserved. No part of this work may be reproduced or transmitted in any form or by any means, electronic or mechanical, including photocopying and recording, or by any information storage or retrieval system, except as may be expressly permitted by the 1976 Copyright Act or in writing from the publisher. Please.

Past Performance and Results charts
copyrighted by Daily Racing Form, Inc.



O. HENRY HOUSE WEST
BANNING, CALIFORNIA



INLAND EMPIRE INSTITUTE

The Follow Up editorial offices are
located at:

6629 Rubio Ave.
Van Nuys, CA 91406
(818) 785-2280
10 AM - 9 PM Pacific Time ONLY!

Please address all correspondence in response to any article or to express any opinions to this address. If you wish to submit material for consideration or wish a reply, please include a self-addressed, stamped envelope.

Richard Schmidt
Editor

The Inland Empire Institute is
located at:

1390 E. 6th St. #6
Beaumont, CA 92223
(714) 845-5907

Please address any questions or comments you wish to make directly to Dr. Sartin to this address. Please include a self-addressed, stamped envelope if you wish a personal reply. Any books, manuals or computer programs should be ordered directly from the Institute.

Howard G. Sartin, PhD
Founder and Chairman of the Board

A MESSAGE FROM THE PUBLISHER

Welcome to the first issue of The Follow Up, the culmination of a five year old dream. Over those five years we have answered thousands of letter and phone questions concerning the optimal use of the Methodology as part of our free follow-up service. Many of you evolved into winners as a result. Still, as the Method grew in effectiveness and complexity, the delays and necessary brevity of our answers left us increasingly frustrated with the realization that a more complete, universal and immediate answering mechanism was essential. While certain questions were unique, most were repeated over and over again. A number of well deserving clients who sent us races to analyze were short changed by the Time-imposed limitations of our response. Some received no replies at all; though this was never our intent.

Now we hope all that is behind us. Through the medium of this Journal all questions can be sorted, categorized and answered IN-DEPTH by an editorial staff of winners capable of giving accurate, documented solutions to all problems.

Further, new applications and discoveries can be disseminated with relative immediacy. In the past, a number of clients have submitted useful information and application procedures, new wrinkles, et al, that were quite valid. Yet we had no way to share them with all of you. Now we do.

Now, YOUR voice can be heard. We will begin with six issues a year. When YOU are ready we will go to ten, or perhaps twelve. (Editor's comment - AARAAUGH!!!)

Since The Follow Up will in essence be a series of "mini-manuals," many new developments will be explored without the need for additional manuals, resulting in a monetary savings to all. Addenda and supplemental material to existing manuals will be presented here regularly. Hence all future manuals will represent completely new Phases of the Methodology.

The only supplementary material not suitable for this journal will be our classroom series with audio tapes, the occasional seminar workbook and a complete manual on "The Variant and Adjustments" now nearing completion. You who subscribe to The Follow Up are demonstrating the dedication necessary to being a consistent winner. A mere \$4 bet on an \$8 winner every other month will pay for your subscription and leave you with a dollar in change. Our pledge to you is that through The Follow Up you will have many wagers on horses EVERY month that will pay far more than \$8, leaving you with many hundreds of dollars in change. Thank you for subscribing and for your dedication and loyalty.

Howard



Dear Follow Up:

Oh, what a great magazine you publish. Have you ever seen such a magazine? And so cheap! In fact, you should charge more, it's worth every penny. Then you could pay your staff a decent wage.

Mrs. R.E. Schmidt
Glendale CA

Editor:

Thanks Mom.

If you stop and think about it, it's kind of pointless to have a letters to the editor column in the first issue of a magazine. This is supposed to be a feedback feature where you air your gripes, sing our praises and generally get whatever is on your chest off your chest. However, how can we expect feedback when we haven't fed you

anything to get back at us for. Yet. So that's the end of this column.

* * *

Except I've got these pages that need filling. I don't want a lot of irate letters saying how come half your pages are blank. So I thought I'd fill them with some of the comments that people have written to me in the past two months since we first announced this publication. Since these weren't really "letters to the editor," I won't print them word for word or use anyone's name, but these are all genuine concerns voiced to me.

First off, I want to thank all those who wrote and said what a good idea The Follow Up is. I hope it lives up to your expectation.

I'm sure this first issue will be a little rough around the edges, but after a while things should mellow out. The most requested item was a catalog of what is available from the Institute. The reason we have never published such a catalog is that Dr. Sartin isn't in the book selling business, he is trying to help people become winners. The books and computer programs are available "on prescription only." You get what the Doc thinks will help you, not one of everything. He's the Doctor and knows best. Take it from me: no one has ever gotten rich betting against him.

Anyway, we're going to run a description of all the things that the Institute has developed over the years. Day to day it sometimes seems that nothing ever gets done, but when you look back, it's quite a pile. I don't know if we'll feature everything in this issue, as Dr. Sartin wants to provide more than a mere price list, but we'll get it all published soon.

A number of you wrote and asked why don't we hold a seminar where you live? The usual reasons. Time and money. We don't have the time and on most of these Doc is lucky to break even. Of the three seminars we held last year, Doc lost money on two of them. We may hold a few workshops on the road this year, if we can squeeze them in, but except for our annual trip to Saratoga in August, both our seminars this year will be in Las Vegas because it's the only affordable place we have found. The March Seminar is sold out; you can look for another in the fall, probably the end of October.

Several of you wrote concerned about my quote from James Quinn's new book, where he urged Dr. Sartin to expand to at least 2000 clients

nationwide. Doc has said for the past few years that he would only take 1000 clients because that is all he feels that he can help effectively. As you can see by his Statement of Policy preceding our list of the Institute's inventory, nothing has changed.

What with dropouts and inactive clients, we won't be to 1000 for quite a while. We're hovering around 600 right now. The only reason that we would ever consider allowing more than 1000 is that there is a lot of interest in the Methodology. Dr. Sartin was originally going to limit it to clients in his therapy group, which would have left us all out in the cold. Consider your own reaction if, when you inquired, you were told sorry, we were full, go away.

The history of ideas suggests that even if Dr. Sartin limits growth, those who are interested will find a way to get the information they want. It is terribly hard to control an idea whose time has come. Dr. Sartin may be forced to grow is to retain some measure of control over his own ideas. If he limits growth, a dozen others will soon enough be selling the methodology.

I wouldn't worry about impacting the mutuels. I believe we could go to 10,000 nationwide and not hurt anything. A recently concluded 30 year study of mutual prices found no change over the past 30 years. The prices aren't going down as many of you believe. If anything, they're going up a little. We have almost 200 clients in Southern California, playing a single track at a time, and there has been no impact on prices.

So even if Dr. Sartin closes up shop, you can expect his ideas

to go marching on. Getting the genie back in the bottle is impossible. However, I wouldn't worry about the impact this will have on prices. The true value of the service that Dr. Sartin and PIRCO provide lies not in the computer programs or books, but in the way he quietly instructs us all in mastering ourselves.

One final thought on this subject. Most of Dr. Sartin's clients aren't even attempting to make a living at the races. They are satisfied to supplement their income a bit, turning an expensive hobby into a small income. I don't think we need to worry too much about numbers. Dr. Sartin's integrity will never permit him to be associated with anything that in any way detracts from his original goal of helping those who ask for it to become winners at the track and in life.

Several people asked when the Variant Manual would be available or if they could buy a copy of the beginners column that I'm writing without waiting for the next six issues. I found out about the Variant manual the same way you did. I saw it on the back of the 55% Solution, Finding the Place Horse. Came as quite a surprise. Doc is quite capable of announcing books before the author knows he is writing it. If you don't believe me, just ask Tom Brohamer. The same thing happened to him. The Variant manual will be ready as soon as I can get it finished. Should be sometime towards the middle of the year. Maybe late Spring if I get real inspired and the creek don't rise.


The beginners column I had planned to write as I go, modifying my original ideas in response to your feedback. I have a rough outline of what I want to cover,

and you'll find the introduction to the series in this issue, but the rest isn't written yet. I'll type as fast as ever I can.


My prime problem is time. As you all know, it takes a lot of time to handicap, especially when you depend on the results for your income. I enjoy the writing, too, so I guess I'll try to fit both in. Ah, poor me. If this wasn't all self inflicted, I'd be tempted to feel sorry for myself. As it is, I'm having the time of my life. Whenever I feel too pressured, I just ask myself "Want to go back to working for an insurance company?" and I find that life isn't so bad after all.

And finally to those who wrote hoping that a whole new era was at hand and that now at long last the Inland Empire Institute would become a lean, mean, streamlined, efficient organization. Well maybe. I wouldn't hold my breath. Things are bound to get better now that Doc's daughter, (known officially as "Little Mary," as opposed to Doc's wife, who is "Big Mary." They are both terribly fond of these nicknames and you should make every effort to use them as often as possible) is helping out. How could they not? But remember who's still in charge; one Dr. Howard Sartin, the organization man, the paperwork king. We wouldn't have it any other way.

Well, I've filled my page, except for this tiny little bit down here in the corner. I hope that by the next issue several of you will have written stimulating, thought provoking letters that will spark off lively debates on all manner of fascinating subjects. I don't want to have to fill this page all by myself again. Mom, are you listening?



A N D



With the Doc

Q: What is the Meridian Variant and how do I make it and use it?

A: This is the prime question for this issue. Your thorough comprehension of the Meridian variant will key your future success. I have prevailed upon our editor, Dick Schmidt, to provide a comprehensive answer in the form of the following article:

USING THE MERIDIAN VARIANT ADJUSTMENT
WITH PHASE III
OF THE SARTIN METHODOLOGY

by Richard Schmidt

mer-id-ian The great circle of the celestial sphere that passes through its poles and the observer's zenith. The highest point of development or prosperity. *

Just what is a variant and why would you want to use one? If horses ran indoors on astroturf, we wouldn't need variants at all. Fortunately, that day hasn't arrived as yet, so horses run outdoors on tracks that are at the mercy of the weather and grounds keepers. Since tracks are constantly changing or being changed, a variant adjustment is created to attempt to discover what all the horses in a race could do if they each ran over exactly the same surface. This allows us to compare a horse that ran 6 furlongs in 1:09.2 over a lightning fast track to one that struggled 7 furlongs in a sea of mud in 1:25. At least in theory.

As Dr. Sartin has so often asserted, a variant is a variant is a variant. We will attempt to generate a single number that will compensate for distance change, class changes, track changes, and slow and fast days. For most users of the methodology, this is the only adjustment they will ever need.

* The Random House Dictionary of the English Language.

This method of making adjustments assumes you are using a computer and have the basic PHASE III program and the VARIANT program. If you are using CONTENDER SCAN, the program will automatically use a meridian or median variant.

The most recent version of the VARIANT program should give you the following results when you enter the following race:

DISTANCE?	6	(furlongs)
2nd CALL?	45	(seconds)
FIN CALL?	110	(one minute and ten seconds)
2nd CALL B.L.?	0	
FIN CALL B.L.?	0	
OPEN ADJUSTMENT?	0	
PACE VARIANT =	56.71	
PERCENT EARLY =	52.63%	

If your version of the VARIANT program doesn't give you these numbers or ask you all these questions, don't panic. You have an older version of the program, but it is still perfectly useable. The numbers don't matter nearly as much as the relationship between them. You may, however, want to write the Institute and obtain an updated version of the program.

The next step is far and away the most important, and will do more to up your win percentage than all the variants ever invented. You must find your contenders and pick your pace lines. This procedure is outside the scope of this article, but believe me, it is more important to perfect than the making of the "perfect" number. Next decide if you want to adjust the race. Remember that not all races need adjusting and that making adjustments can hurt as well as help. That said, we'll assume you want to adjust the race and proceed.

We'll follow a two step procedure. First, finding and adjusting to a meridian or par time and then making any class adjustments.

The first step is to run each contender's pace line through the VARIANT program. DO NOT USE BEATEN LENGTHS. We are trying to adjust the paces, not the horses. If you are using a sprint line in a route race, just enter the sprint numbers as called for. See the Phase III manual for instructions on using the internal fractions of a router moving into a sprint.

The sample race below is what we will work from by way of example. Please be aware that I will select pace lines to illustrate the process and these are not necessarily the lines you would use when handicapping the race. In the interest of giving you as much practice as possible, we will use all eight horses in the race. The pace lines I used have been underlined.

You should have a list of numbers that look something like this:

Scrapbook	54.56
Arcadius	55.13
Time Share	55.90
Don B. Blue	54.07
Passer II	56.99
Imperious Spirit	55.73
Lud	54.97
Full Charm	54.77

Now with one simple calculation, we will take care of all distance and surface differences. What we are going to do is pick a number and adjust all the others to it. The number that you chose to adjust to doesn't really matter, the results will be the same no matter what number you use. I generally choose a number in the middle of the group to keep things simple and keep the feet per second readouts looking logical. In this case, because today is a route race, I'll pick Lud's number of 54.97 as being about in the middle of the routers. If you want to use another number, or use a number like 55 to make the math easier, or a par time, be my guest. The relationships will stay the same. In fact it might be a good idea to try two or three different numbers to convince yourself of this.

In any case, we will add or subtract enough to make every number the same. Scrapbook has a variant of 54.56. If you add to that .41, you will bring the variant up to our median of 54.97. Arcadius has a variant of 55.13. Subtracting .16 from that number also brings it to 54.97. Try making the other adjustments, then compare your work to the numbers below. Be particularly careful to get the plus and minus signs correct. An error here can really hurt.

Scrapbook	54.56	+.41
Arcadius	55.13	-.16
Time Share	55.90	-.93
Don B. Blue	54.07	+.90
Passer II	56.99	-2.02
Imperious	55.73	-.76
Lud	54.97	0
Full Charm	54.77	+.20

Got the idea? As simple as this looks, it equalizes all the distance and surface changes we have in this race, as well as the small daily differences within the same distances. Don't be afraid of the large -2.02 adjustment given Passer. When doing a sprint to route adjustment, you are not only adjusting for the difference in the velocity of the two horses, but in the difference in the call distances in the Racing Form.

Well, if all these horses were coming from the same class race and the same track class level, we'd be done. Such is rarely the case in the real world. Hold your breath. We're about to delve deep into the strange and wonderful world of class adjustments. Here we are

going to have to use that most valuable tool of the handicapper, judgement!

Having made all the races equal in the last exercise, we are going to attempt to assign a numeric value to the perceived class differences in these races. After all, we have a mixed bag here; claiming, allowance, handicap and a grade II stakes. Calling all these races equal just isn't in line with reality. This might be a good time to stop and remember that this process is normally applied only to horses we have already decided are true contenders to win the race.

The first thing you need is a good idea of the class ladder at your track. Claiming levels are easy, each horse has a price tag and the relationships can be readily determined. But we're doing an allowance race. (Sneaky, huh?) What you need to know is the allowance class structure and how it relates to the claiming and stakes ranks, as well as to other tracks in your area. Sound like a lot of work? Yup. But without doing that work, how are you going to handle a horse like Time Share, when you have to know how a \$62,500 claiming race at Pomona relates to a non-winners of 2 at Santa Anita. The attached revised track class chart is a good place to start, but it's only a start. Another real good source is The Handicapper's Condition Book by James Quinn. However you do it, you're going to have to develop a feel for the class structure at all the tracks you play, as well as those that ship in to your track regularly. Handicappers on the East Coast particularly, face a real challenge here. On the other hand, they stand to benefit more than those at an "easy" track like Santa Anita. It is a fact of both handicapping and life that the harder a piece of information is to come by, the more valuable it tends to be, simply because most won't take the trouble.

Once you have the class ladder firmly in mind, how do you put numbers to it? Well, Bob Purdy and Tom Brohamer put several thousand races into a computer data base to come up with the attached par time chart. Or you can use a par time chart from Bill Quirin's book Winning At the Races. Or use a chart you've found accurate at your track. Whatever. What you want to do is run the times given on the chart through the VARIANT program. Don't worry if the numbers you get are a lot higher or, more likely, lower than Bob and Tom's. What you want to look at is the relationship between the classes. If you're using a good chart, you should find that each step up in class represents about a .15 increase in the variant number. It may vary from .12 to .18 or so, but .15 is a good average. We haven't tried this at all the tracks in the country, and you must be the final judge as to if it works at your track, but it works for us at every track where we've tried it and in Las Vegas. So until you have evidence to the contrary, you have our permission to assume that one step up or down in class can be represented numerically by a .15 adjustment.

Back to our sample race and our first horse, Scrapbook. We're using a line from a Golden Gate minor handicap. At first glance, you might think that this race is 3 levels above today's. The steps being

NW2 to NW3 to classified to stakes. Here is where a little local knowledge comes in. The class structure at Golden Gate is such that a handicap race there is pretty much the equivalent of NW2 or maybe NW3 at best at Santa Anita. How do you find this out for your tracks? The best place to start is to try and equate the allowance and handicap races to claiming prices. Since a \$20,000 horse at one track tends to be about the same as a \$20,000 horse elsewhere, at least you have a starting point. After that, it comes down to observation, with lots of trial and error. This process is certainly not unique to the Sartin Methodology. No matter how you handicap, you have to constantly make such value judgements. Andy Beyer has a good description of the process in his book My \$50,000 Year At The Races. We'll give Scrapbook the benefit of the doubt and a +.15 class adjustment.

Arcadius is another horse coming down from the Northern California circuit. In fact, this race was very early in the Oak Tree meet at Santa Anita and all the horses on the card were coming from other tracks. Arcadius ran at the Bay Meadows Fair meet, which is a short meet tacked on to the front of the regular Bay Meadows meeting. Its class is a little lower than the regular meet, but since it is at the same track and one meet runs smoothly into the next, the same horses tend to compete in both meetings. Again, we have a minor handicap, and again I'll use an adjustment of +.15. If you disagree in this call and say it is the same class as today, you may well be right. You could also split the difference and use an adjustment of +.075, though an adjustment that small is really splitting hairs.

Time Share is one of those horses that drive handicappers mad. How do you equate a \$62,500 claiming with a NW2? A look at our Southern California par time chart shows that a NW2 and a \$50,000 claiming race have the same rating. You need to be aware that there is more to class than just speed, and that few \$50,000 horses can step into a NW2 successfully. Also, Pomona is a minor league 5/8 mile track, so even their claiming prices need to be downgraded a bit. We'll call this a push and give Time Share a 0 adjustment.

Don B. Blue Is also coming from Pomona, in this case the Pomona Derby. This is the highest class race of the entire meeting, and deserves a rating about 2 levels above today. I'll use a +.30 adjustment and also keep in mind that races around that many turns don't equate very well to today's track. In reality, if I were handicapping this race, I would try to avoid using this race. In reality, there are times when you have to use races like this.

Passer II. At last, an easy one. Sort of. You do need to know that even though Del Mar is a first class track, and indeed is on the Southern California "circuit" with Santa Anita and Hollywood Park, its purse structure is lower than Santa Anita. So even though the purse was \$6,000 lower than today's, this was also a NW2 and no adjustment is needed. To be absolutely sure of the class of an allowance race, you need to look it up in the charts. Though chart saving is always a good idea, you still have to be able to make class calls for shippers and purse structure is often the only guideline you have.

Imperious Spirit is also coming out of a NW2 at Del Mar. In this case there is no doubt or need to look up charts, as you can see an allowance win in the last line of the past performances and a glance at the lifetime record shows only 2 wins.

Lud is just as obviously coming from a NW1. You can see the entire life history of the horse. Two things to note: we'll give the horse an adjustment of -.15, but keep in the back of your mind that this is the sort of horse that NW2 races are designed for. What other type of horse fits these conditions better than a recent NW1 winner? The other thing is that Lud is coming off the turf today. The adjustment we originally made theoretically compensates for this, but be aware that turf races have a different running style than dirt, and that when switching surfaces, Early Energy may not remain the same for the horse. In this case, as so often, you have little choice. If I were handicapping this race, I would definitely make Lud a contender and use his last race. I would also make a note to myself that both Lud and Scrapbook may very well change their running styles and run a little earlier.

Our last horse is Full Charm. He represents a common problem that confronts handicappers every day. The horse coming from a very high class race in which he did not run well. This race represents a large step down in class, but is it enough? Maybe. In any case, if you use him as a contender, the adjustment is at least 3 full levels. Actually, a grade II race is higher than that, and Full Charm didn't run all that poorly, but using a class adjustment of more than .45, either positive or negative, is really entering the world of guessing. No healthy, well placed horse should ever have to make such a move, because no trainer worth the name should ever make such a move. View all such horses with great suspicion. We'll use +.45.

Let's look at what we have:

Scrapbook	54.56	+.41	+.15
Arcadius	55.13	-.16	+.15
Time Share	55.90	-.93	0
Don B.	54.07	+.90	+.30
Passer	56.99	-2.02	0
Imperious	55.73	-.76	0
Lud	54.97	0	-.15
Full	54.77	+.20	+.45

O.K. Now we're almost there. It is a fact of racing life that there are high class tracks and low class tracks and that a horse moving between them is changing class just as surely as a horse going from \$16,000 claiming to \$25,000. On page 55 of the Phase III manual, there is a chart showing the relative class of many of the tracks in the U.S. There is an updated version of the same chart at the end of this article. You'll see that Santa Anita is one of only 6 highest class tracks, so all track class adjustments involving Santa Anita must be negative. You may also find that one or more of the tracks

you play isn't on the chart. Most are, but you'll have to learn to fit the others in where your experience tells you they belong.

In this race, we have horses from four different tracks: Golden Gate, Bay Meadows, Pomona and Del Mar. After analyzing a staggering number of races, Dr. Sartin, Tom Brohamer, Bob Purdy and others around the country have concluded that changes in track class can be expressed numerically in the same way as changes in race class. In other words, .15 per class level. We have less hard data on which to base this conclusion, but to quote Tom Brohamer, we have found that it "Just flat works!"

Golden Gate is two levels down from Santa Anita, so we would give Scrapbook a -.30 track class adjustment. Bay Meadows is the same class, and though the fair meet is slightly lower, we'll use the same -.30 for Arcadius. If the horse winds up a strong contender in your final numbers, you might want to take a second look at the horse and perhaps downgrade it slightly. Again, you want to look closely at large adjustments and ask yourself what a horse from Aqueduct is doing at Boise in the first place. You should be very leary of class moves of more than three levels. Also, remember that a horse that ships in to Caliente for one race is not a Caliente horse and should most likely be rated off another line.

Pomona is a fair meeting and would normally be 3 or 4 levels below Santa Anita. However, again local knowledge comes into play, and any Southern California handicapper should be able to tell you that Pomona is a slightly special case. It runs at the Los Angeles County Fair and its dates are protected by the California racing authorities. Pomona runs between the end of Del Mar and the start of the Santa Anita Oak Tree meeting. Therefore, there is no competition for horses in Southern California at that time, and Pomona draws horses that normally would never run at such a small time meet simply because it's the only game in town. The Fair only lasts a couple of weeks and for most horse owners, it's not worth shipping their horses elsewhere when Oak Tree is just around the corner. So Pomona is only a -.30 adjustment.

When you have a track like Pomona on your circuit, you need to be aware of its special circumstances and, as I mentioned before, that the track configuration also helps to make numbers from that track suspect. It would be best not to use a Pomona line, just as it is best to use a recent line at today's class and distance. Sometimes you can, but many times the Racing Gods aren't so kind and you have to use what you can get. What you must try to do is to remember that you were forced to make these compromises, and when you get through handicapping the race, not get locked into betting the number one horse just because it is number one. Look a little deeper and see just what path you took to make that horse number one, be aware of the compromises you may have been forced to make, and be careful at the betting windows.

Del Mar, our last track, is a cinch. It is exactly the same class as Santa Anita. The purses may be a little smaller, but these are the same horses that ran in the summer at Hollywood Park and in the spring at the main Santa Anita meeting. This means that a grade II race at Del Mar gets full points at Santa Anita.

Finished! All that's left is to add the numbers up, being very careful to note the minus signs. Any mathematician will tell you that it's perfectly OK to add negative numbers, but it can cause confusion at first.

Lets take one final look at our eight horses:

NAME	RAW VARIANT	FIRST ADJ.	CLASS	TRACK CLASS	FINAL ADJ.
Scrapbook	54.56	+.41	+.15	-.30	+.26
Arcadius	55.13	-.16	+.15	-.30	-.29
Time Share	55.90	-.93	0	-.30	-1.23
Don B.	54.07	+.90	+.30	-.30	+.90
Passer	56.99	-2.02	0	0	-2.02
Imperious	55.73	-.76	0	0	-.76
Lud	54.97	0	-.15	0	-.15
Full	54.77	+.20	+.45	0	+.65

It is this final adjustment number that you will use in your PHASE III program. You will enter the times and beaten lengths exactly as given in the Racing Form. When asked for an Open Adjustment, this is the number you use. You don't have to use the plus signs, but don't forget the minuses. As a further check, I ran these numbers through my Sharp computer and the results are below. If your VARIANT program gives you different numbers, or you chose to use a different median par, then the numbers you get for each horse will be different. The relative rankings should be the same, or very close. In this example, Lud has a strong Early Pace advantage. If he isn't your top Early Pace horse, using these lines and adjustments of course, then you should first check that you entered all the numbers correctly, then ask for help or a new version of the program.

In closing, I want to especially thank Tom Brohamer for his patience while teaching me this technique and hope that I have approached his high standards in passing on the knowledge to you. And of course, thanks to Dr. Sartin, without whom I'd still be working at an insurance company.

Editor's note: Future issues of The Follow Up will feature your questions. Please send any questions that you would like Dr. Sartin to tackle to him c/o The Inland Empire Institute in Beaumont. You will determine the content of this part of the magazine. Remember, without your input, this is going to be a very short column.

7th Santa Anita



1 MILE. (1.33%) ALLOWANCE. Purse \$30,000. 3-year-olds which are non-winners of \$3,000 twice other than maiden or claiming. Weight, 120 lbs. Non-winners of two races other than claiming at one mile or over since July 21, allowed 2 lbs.; of such a race other than maiden or claiming since then, 4 lbs.

Scrapbook

MCCARRON C J

116

Own.—Whiting Mr.—Mrs P J

B. g. 3, by Flying Paster—Lady Teela, by Tentam

Br.—Whiting Mr.—Mrs P J (Cal)

Tr.—Headley Bruce

Lifetime 11 2 2 3 \$52,250

1986 10 2 2 2 \$49,400

1985 1 M 0 1 \$2,850

Turf 2 0 0 0 \$2,750

8Sep86-70mr 1 1/2 :45 1:10 1:41 ft *9-5 112 63 1/2 68 715 715 Shoemaker W3 Aw25000 80-14 Ack AckHeir,GoSwiftly,JackNCoke 7

22Aug86-80mr 1 :44 1:10 1:35 ft *8-5 114 57 41 1/2 31 2 1/2 McCarron C J2 Aw23000 88-14 QuickTwist,Scrapbook,GenuineJohn 6

21Jun86-8GG 1 1/2 :46 1:12 1:43 ft 7 1/2 114 55 1/2 64 1/2 85 1/2 64 1/2 Hummel CR2 Sutter H 81-14 Marvin's Policy, Cheap skate, Mercier 9

21Jun86—Ducked in break

11May86-7Hol 1 1/2 :46 1:10 1:41 ft 12 114 118 125 1/2 93 1/2 55 1/2 McCarron C J10 Spitt 89-06 Mazaad, Autobot, Roman Mgestrite 12

30Mar86-7SA 1 :46 1:12 1:39 ft *7-5 118 53 1/2 2 1/2 1 1/2 1 1/2 McCarron C J3 Aw31000 70-24 Scrapbook, Tourismo, Nick's Prince 8

30Mar86—Bumped; lugged in

24Mar86-5SA 1 1/2 :45 1:10 1:43 ft 3 1/2 115 57 64 1/2 55 1/2 34 McCarron C J2 Aw30000 82-13 Impious Spirit, Icy Groom, Scrapbook 11

14Feb86-8SA 1 :45 1:11 1:36 ft 4 1/2 116 54 42 31 1/2 4 1/2 McCarron C J5 Aw28000 84-16 Big Play, Bugarian, Menevazze 10

14Feb86—Placed third through disqualification; Bumped hard 3/16

2Feb86-5SA 1 :49 1:14 1:40 ft 5 116 3 1/2 31 22 2 1/2 McCarron C J4 Aw26000 66-28 Jetting Home, Scrapbook, City View 7

18Jan86-3SA 1 :46 1:11 1:37 ft *2 116 52 1/2 41 1/2 43 52 1/2 McCarron C J8 Aw26000 79-12 Hoping To Be Lucky, Press On, Bugrin 9

18Jan86—Crowded stretch

8Jan86-6SA 8f :21 1/2 :44 1:10 ft 2 117 3 1/2 23 1/2 24 1 1/2 McCarron C J7 Mdn 85-16 Scrapbook, Kid Shelleen, Nante Tam 7

8Jan86—Bumped 3/8

Sep 30 SA 8f 1:13 h Sep 20 SA 7f 1:26 h Sep 1 Dmr 5f :52 h Aug 18 Dmr 5f :59 h

Arcadius

VALENZUELA P A

116

Own.—Jawi Brothers

Dk. h. or br. c. 3, by Sham—Love Bunny, by Exclusive Native

Br.—Spendthrift Farm (Ky)

Tr.—Threewitt Noble

Lifetime 8 2 3 2 \$38,516

1986 7 2 2 2 \$35,005

1985 1 M 1 0 \$3,511

Turf 1 0 1 0 \$3,511

6Sep86-118mf 1 1/2 :47 1:13 1:41 ft 3 115 2 1/2 3 1/2 1 1/2 2 1/2 Cstnd M2 S M Cy So H 82-18 Grand Exchange, Arcadius, Jay Swift 7

18Jly86-3LA 6 1/2 :22 1/2 :45 1:16 ft *4-5 116 31 1/2 43 1/2 23 1/2 27 Demoussy E3 Carrillo 87-14 Society Road, Arcadius, Rmoling Monti 4

11Jly86-3LA 1 1/2 :45 1:10 1:43 ft *4-5 116 11 2 1/2 21 1/2 1 1/2 Delhoussy E4 Aw15000 82-14 Arcadius, Dubai Tornado, Fairfax 7

29Jun86-7Hol 7f :21 1/2 :44 1:21 ft *6-5 116 23 2 1/2 1 1/2 4 1/2 Delhoussy E4 Aw19000 89-10 Slyly Gifted, In Toto, Noticiero 8

8Jun86-7Hol 1 :45 1:10 1:35 ft *1-2 116 11 14 11 3 1/2 Delhoussy E5 Aw21000 80-11 Mastery, Rafael's Dancer, Arcadius 7

17May86-7Hol 1 :45 1:09 1:35 ft *2 120 12 14 15 16 Delhoussy E1 Mdn 87-14 Arcadius, Plum Certain, Art Of Dawn 12

3May86-6Hol 1 :45 1:11 1:38 ft *2 120 1 1/2 12 12 3 1/2 Valenzuela P A2 Mdn 71-16 Nordic Light, Jota, Arcadius 12

29Oct85-68St(Cloud)(Fr) at 1:45 3gd 4 118 21 Lee C Px du Vallon (Mdn) Time Will Tell, Arcadius, Point d'Artois 16

Sep 28 SA 5f 1:00 h Sep 21 SA 7f 1:02 h Sep 2 Dmr 4f :46 h Aug 28 Dmr 5f :59 h

Time Share

BLACK C A

1115

Own.—Aguilera H

Ch. c. 3, by Be a Native—Flower Key, by T V Lark

Br.—Pascoe W T III (Cal)

Tr.—Aguilera Humberto

Lifetime 12 4 0 1 \$39,835

1986 8 3 0 0 \$30,375

1985 4 1 0 1 \$9,460

21Sep86-9Pom 6f :21 1/2 :45 1:11 ft 8 116 84 1/2 77 1/2 55 1/2 11 Douglas R R7 62500 95-07 Tim Shr, Hroz's Rido, Whip Up Th Tempo 8

8Sep86-3Dmr 6f :21 1/2 :45 1:09 ft 30 118 89 1/2 89 1/2 61 1/2 69 1/2 Douglas R R2 62500 84-14 Notoriety, Uron Cowboy, Boiger Mgie 9

31Aug86-9Dmr 1 :45 1:10 1:36 ft 5 116 86 1/2 63 53 43 1/2 Hernandez R1 40000 81-12 Joab, Arbitrate, Gaelic Knight 9

3Aug86-2Dmr 6f :21 1/2 :45 1:09 ft 19 119 107 1/2 95 1/2 45 1/2 55 Hernandez R3 50000 85-10 Uron Cowboy, Eighty Blw Zr, Timthy Dy 10

3Aug86—Crowded early; lugged out, steadied 5 1/2

17Jly86-9LA 6 1/2 :22 :45 1:17 ft 7 109 63 1/2 52 1/2 32 1 1/2 Douglas R R3 Aw13500 92-11 Time Share, Powerful Eyes, Fall Flyer 6

9Jly86-1Hol 6f :22 :45 1:11 ft 11 116 65 1/2 64 54 1/2 53 1/2 Hernandez R7 50000 84-18 Exuberant's Image, Fleet Aliber, End Ply 7

14Jun86-2Hol 6f :22 :45 1:10 ft 104 116 44 43 1/2 3 1/2 1 1/2 Hernandez R10 32000 90-14 Time Share, East Tulip, New Doc 12

15May86-5Hol 1 :45 1:10 1:37 ft 32 117 64 1/2 66 1/2 71 1/2 61 1/2 Pincay L Jr2 40000 66-13 Gaelic Knight, Saros Chick, Joab 9

15May86—Bumped; steadied

29Sep85-10Pom 6f :22 1/2 :46 1:12 ft 6 114 55 53 1/2 33 1/2 44 1/2 Pedroza MA7 Aw18000 — Grey Hill, Peaceful Image, Kuhio King 7

27Sep85-5Pom 6f :22 1/2 :46 1:12 ft *2 118 2nd 1 1/2 13 1/2 14 1/2 Pedroza MA10 M 32000 — Time Shr, Evr Nturl, Pintun Rimbows 10

Sep 16 Pom 6f 1:15 h Aug 24 Dmr 5f 1:12 h Aug 14 Dmr 3f :35 h

Don B. Blue

OLIVARES F

118

Own.—Iron Horse Stables

Dk. h. or br. g. 3, by Don B—Fleet Polly, by Fleet Discovery

Br.—Alexander E (Cal)

Tr.—Velasquez Danny

Lifetime 15 2 2 1 \$58,375

1986 12 1 2 0 \$40,025

1985 3 1 0 1 \$18,350

Turf 2 0 0 0 \$1,000

27Sep86-9Pom at 1/2 :45 1:12 1:50 ft 5 117 85 74 65 1/2 43 Pincav L Jr3 Pom Dby 91-10 Lghtnng Torch, Riff's Dmcr, Bold Brvll 10

27Sep86—Kun in divisions

55Sep86-8Dmr 1 1/2 :45 1:10 1:41 ft 17 114 97 96 1/2 86 66 1/2 Olivares F9 El Cajon 84-16 Tasso, Southern Halo, Bright Tom 9

55Sep86—Broke in a tangle, lugged in stretch

20Aug86-7Dmr 1 :45 1:09 1:35 ft 16 116 33 1/2 3 1/2 2 1/2 1 1/2 Olivares F8 Aw21000 93-11 Don B. Blue, Lord Allison, Jota 9

20Aug86—Broke in a tangle

9Aug86-5Dmr 1 :45 1:11 1:36 ft 7 117 101 1/2 101 1/2 101 1/2 101 1/2 Pincay L Jr3 Aw20000 76-04 Bright Tom, Fbulous Sond, C1 By Giss 10

23Jly86-7Dmr 6f :22 1/2 :45 1:09 ft *2 117 101 1/2 98 1/2 65 1/2 42 Pincay L Jr7 Aw19000 86-12 Another Bloom, Bugrin, Flying Lessons 10

8May86-7Hol 7f :22 :44 1:22 ft 2 116 87 1/2 67 1/2 56 65 1/2 Toro F1 Aw20000 86-14 Idi Quilly, Society Rod, Tommy Th Hawk 9

25Apr86-3Hol 6f :22 1/2 :45 1:10 ft *2 115 510 56 43 1/2 2 1/2 Toro F4 Aw20000 86-16 Devils Brigade, Don B. Blue, Rinnegato 5

25Apr86—Broke in a tangle

12Mar86-8SA 6 1/2 :21 1/2 :45 1:17 ft 4 115 61 1/2 610 42 47 1/2 Toro F2 Baldwin 75-25 Jetting Home, Rovi Treasure, El Corzon 6

27Feb86-8SA 6 1/2 :22 :45 1:16 ft 5 115 101 1/2 96 1/2 74 1/2 53 1/2 Toro F4 Aw40000 75-22 Romn Mgestrite, Moorgiekin, Delpr 10

27Feb86—Broke slowly

2Feb86-6SA 1 :49 1:14 1:40 ft *2 116 2nd 4 1/2 74 1/2 77 1/2 Delhoussy E7 Aw26000 55-28 Jetting Home, Scrapbook, City View 7

Sep 22 SA 6f 1:14 h Sep 16 SA 7f 1:41 h Aug 29 Dmr 6f 1:14 h

Passer II*STEVENS G L****116**

Own.—Buck—Cain—Riosda

Dk. b. or br. c. 3, by Irish Conn—Curious Carolyn, by Wig Out

Br.—Navarra J S (Mex)

1986 6 0 0 0

\$2,375

Tr.—Barrera Lazara S

1985 3 2 1 0

\$23,577

Lifetime 9 2 1 0 \$36,052

Turf 2 0 0 0

→ 10Sep86-30mr	6f	22	45	1:09 3/4	21	114	44	55	44	41 1/2	Solis A5	Aw24000	89-11	Lst Motel, Rollan Turf, Amzing Course	6	
22Aug86-80mr	1	44 1/2	1:10 1/2	1:35 1/4	24	114	45 1/2	63	54 1/2	55 1/2	Stevens G L3	Aw23000	83-14	Quick Twist, Scripbook, Genuine John	6	
3Aug86-70mr	6f	21 1/2	44 1/2	1:09 1/4	109	114	106 1/2	73 1/2	77	79 1/2	Castaneda AL8	Aw21000	82-10	Ondarty, High Hook, J. R. Johnson	12	
14Jun86-5Hol	1	47 1/2	1:10 1/2	1:34 3/4	65	110	2 1/2	2nd	66	66	Soto S B9	Aw23000	—	Nasib, Falklands Ruler, Lord Grundy	11	
10May86-5Hol	7f	21 1/2	44 1/2	1:22 1/4	29	115	43	77 1/2	715	—	MezRQ2 @Rich Cream	—	—	Beu's Ldr, Mjsticls Ind, Princ Bobby B.	7	
10May86-Eased																
28Mar86-8SA	abf	21 1/2	44 1/2	1:15 1/4	6 1/2	121	2 1/2	42 1/2	913	912 1/2	VinIPA10 @C Whinnm	66-17	Princ Bobby B., Tommy Th Hwk, Dlr	10		
28Mar86-Checked at 1/8																
10-85-74Mex	1	48 1/2	1:43 1/2	1:40 1/4	2 1/2	114	1 1/2	1st	1st	14 1/2	MrquzGM3	Cistcon	95	—	Passer, Sueno, Halifax	13
10-85-Grade I																
23Nov86-8Mex	1	49 1/2	1:15 1/2	1:43 1/4	3	109	1 1/2	1st	1 1/2	2 1/2	Marquez G M2	Aw1500	82	—	Gizatsu, Passer, Hanukkah	9
12Nov86-6Mex	6f	23 1/2	47 1/2	1:13 1/4	3 1/2	114	14	15	15	18	Alferez J4	Mdn	89	—	Passer, Intrepid, Mino	9
Sep 23 SA	5f ft 1:00 1/2 h				Sep 21 SA	5f ft 1:01 1/2 h					Aug 18 Dmr	5f ft 1:00 1/2 h			Aug 11 Dmr	5f ft 1:00 1/2 h

Imperious Spirit**DOUGLAS R R****116**

Own.—Mangano Mr or Mrs D

B. c. 3, by Magisterial—Plenty Smart, by List

Br.—Payson Virginia Kraft (Ky)

1986 12 1 3 1

\$99,390

Tr.—Jumps Kenneth J

1985 6 1 0 2

\$26,500

Lifetime 18 2 3 3 \$125,990

Turf 1 0 0 0

→ 8Sep86-70mr	1 1/2	45 1/2	1:10	1:41 ft	3 1/2	115	53	45	57	46	Lipham T5	Aw25000	89-14	Ack Ack Hcr, GoSwiftly, Jack NCoke	7
21Jly86-8Hol	1 1/2	47 1/2	1:36 1/2	2:03 1/4	14	114	63 1/2	65	68	71 1/2	Olivares F3	Swaps	62-16	Clear Choice, Southern Halo, Jota	9
21Jly86-Grade I; Bumped start															
5Jly86-11Pln	1 1/2	46 1/2	1:12	1:43 1/4	*4-5	120	1st	3rd	33	45 1/2	Castaneda M3	Pln H	82-16	Tarr Road, Macarthur Face, Jay Swift	7
26Jun86-4Hol	1	47	1:13	1:35 1/4	*2 1/2	113	21	1st	1st	2nd	Stevens G L5	Aw23000	84-12	Silvr Hro, Imperious Spirit, Trpol Shors	6
7Jun86-8Bel	1 1/2	47 1/2	2:04	2:29 1/4	60	126	55 1/2	10 1/2	10 1/2	10 1/2	HrnnzR3	Belmont	39-16	Dnzg Connctn, Johns Trsur, Frdnnd	10
7Jun86-Grade I															
24Jly86-8Hol	1 1/2	48 1/2	1:12	1:42 1/4	6 1/2	118	41	63 1/2	76 1/2	79	HrnnzR7	W Rgrs H	83-09	Sovereign Don, Mozaad, Autobot	7
24Jly86-Grade III; Veered out start															
19Apr86-8GG	1 1/2	45 1/2	1:09 1/2	1:48 ft	4	115	59	57 1/2	35	24	HernndzR4	Cal Dby	89-12	Vrnon Cstl, Impros Sprt, Princ Bbby B.	10
19Apr86-Grade II															
6Apr86-5SA	1 1/2	47 1/2	1:11	1:48 1/4	30	122	32 1/2	32 1/2	44	59	PincyLJr7	S A Dby	77-15	Snow Chief, Icy Groom, Ferdinand	7
6Apr86-Grade I; Wide 7/8 turn															
19Mar86-8SA	1 1/2	46 1/2	1:11	1:49 1/4	4 1/2	117	65	41 1/2	2 1/2	22 1/2	Olivares F6	@Erdby	80-20	Icy Groom, Imperious Spirit, Bugarian	7
19Mar86-Bobbled start															
26Mar86-6SA	1 1/2	45 1/2	1:10 1/2	1:43 ft	17	116	91 1/2	53 1/2	2 1/2	11	Olivares F5	Aw30000	86-13	Imperious Spirit, Icy Groom, Scripbook	11
Sep 30 SA 4f ft :47 1/2 h							Sep 27 SA 4f ft :46 1/2 h				Sep 24 SA 4f ft :49 h			Sep 17 SA 3f ft :36 1/2 h	

Lud**PINCAY L JR****118**

Own.—Hibbert R E

Dk. b. or br. c. 3, by Hatchel Man—Deluder, by Inverness Drive

Br.—Hibbert R E (Ky)

1986 3 2 0 1

\$24,450

Tr.—Manzi Joseph

Turf 2 1 0 1

\$15,650

Lifetime 3 2 0 1 \$24,450

→ 7Sep86-50mr	1	45 1/2	1:02 1/2	1:36 1/4	*2	117	31	21 1/2	1 1/2	1 1/2	Pincay L Jr7	Aw23000	91-08	Lud, Sirtaki, Well Related	9
7Sep86-Bumped start															
17Aug86-50mr	1	46 1/2	1:10 1/2	1:35 1/4	3 1/2	115	31 1/2	1st	2nd	33 1/2	VlenzuelpA10	Aw20000	92-05	Rai Den, Coaraze Hay, Lud	10
27Jly86-40mr	6f	22	45 1/2	1:10 ft	15	116	99 1/2	86 1/2	51 1/2	11	Solis A5	Mdn	88-10	Lud, Daniell, Prince O' Fire	9
27Jly86-Lugged out down backstretch; 7-wide into stretch															
Sep 28 SA 6f ft 1:14 1/2 h			Sep 23 SA 6f ft 1:14 h			● Sep 2 Dmr 7f ft 1:24 1/2 h			● Aug 11 Dmr 6f ft 1:13 1/4 h (d)						

Full Charm**DELAHOUSSE E****116**

Own.—Blattenberg D W & R

B. c. 3, by Wing Out—Matinee Girl, by Hy Swaps

Br.—Watarida F (Cal)

1986 10 2 2 0

\$51,050

Tr.—Sadler John W

Turf 4 1 1 0

\$25,775

Lifetime 10 2 2 0 \$51,050

27Sep86-11Poma1 1/2	46 1/2	1:12	1:49 1/4	8	119	77 1/2	32 1/2	46	57	Olivares F1	Pom Dby	93-10	AckAckHr,Cro'sHollywd,QckTwst	10		
27Sep86-Run in divisions																
5Sep86-80mr	1 1/2	45 1/2	1:10 1/2	1:41 1/4	28	115	89	64	75 1/2	44	VlenzuelpA6	@El Cajon	87-16	Tasso, Southern Halo, Bright Tom	9	
5Sep86-Wide into stretch																
→ 17Aug86-80mr	1 1/2	48 1/2	1:12 1/2	1:48 1/4	44	115	913	75 1/2	77	56 1/2	Toro F1	Dmr Dby H	85-05	VernonCastle,PrinceBobbyB.,Mazd	9	
17Aug86-Grade II																
3Aug86-80mr	1	46 1/2	1:11	1:35 1/4	20	114	118 1/2	126	108 1/2	88 1/2	CstnAL10	La Jla Mi H	87-08	VrnonCstl,TrpolShors,Mrvn'sPlcy	12	
3Aug86-Grade III																
23Jly86-80mr	1	46 1/2	1:10 1/2	1:34 1/4	3 1/2	115	86 1/2	76 1/2	48	24 1/2	Toro F3	@Oceanside	96-04	PrinceBobbyB.,FullChrm,He'sASros	9	
4Jly86-9Hol	1 1/2	45 1/2	1:10	1:41 1/4	25	116	121 1/2	110	53 1/2	1 1/2	DelhoussyeE3	Aw23000	96	—	Full Chrm, Gaelic Knight, Jota	12
19Jun86-8Hol	6f	22 1/2	45 1/2	1:09 1/4	10	114	76 1/2	76 1/2	56 1/2	410 1/2	Stevens G L1	Aw19000	87-14	Bold Brawley, Krestige, Power Lever	7	
19Jun86-Stubbed start																
26Apr86-7Hol	7f	22 1/2	45 1/2	1:24 ft	6	115	2 1/2	2nd	31 1/2	63 1/2	ValenzuelaPA1	Debonr	80-18	Bolton, JettingHome,SovereignDon	7	
26Apr86-Lugged out backstretch																
17Apr86-7SA	6f	21 1/2	45	1:10 1/4	3 1/2	120	74 1/2	74 1/2	46 1/2	28	ValenzuelaPA5	Aw24000	79-22	Gritting,FullChrm,FollowTheDncr	7	
17Apr86-Fanned wide turn																
15Mar86-3SA	7f	22 1/2	46 1/2	1:25 3/4	*1	118	1st	11	13 1/2	15	ValenzuelaPA2	@Mdn	72-23	FullChrm,Agitte'sPride,NtveForcst	9	
Sep 22 SA 6f ft 1:14 1/2 h											Sep 4 Dmr 4f ft :46 1/2 h					
Sep 16 SA 3f ft :38 h											Sep 1 Dmr 5f ft :59 1/2 h					

PAR TIMES

SPRINTS

CLASS	VAR.	PACE	6F
STK	57.38	44.2	1:09.1
CLA	57.20	44.3	1:09.2
NW3	57.06	44.3	1:09.3
NW2	56.92	44.3	1:09.4
NW1	56.74	44.4	1:10.0
MDN	56.43	45.0	1:10.2
MCL	55.78	45.3	1:11.1
40/50	56.92	44.3	1:09.3
32	56.74	44.4	1:10.0
25	56.60	44.4	1:10.1
20	56.43	45.0	1:10.2
16	56.29	45.0	1:10.3
12,5	56.12	45.1	1:10.4
10	56.00	45.1	1:11.0
8	55.85	45.2	1:11.1
6	55.70	45.2	1:11.2

ROUTES

CLASS	VAR.	PACE	8.5F
STK	55.24	1:10.2	1:42
CLA	55.03	1:10.3	1:42.2
NW3	54.83	1:10.4	1:42.4
NW2	54.68	1:10.4	1:43.1
NW1	54.48	1:11.0	1:43.3
MDN	54.21	1:11.1	1:44.1
MCL	53.56	1:12.1	1:45.2
40/50	54.68	1:10.4	1:43.1
32	54.48	1:11.0	1:43.3
25	54.28	1:11.1	1:44.0
20	54.21	1:11.1	1:44.1
16	54.09	1:11.2	1:44.2
12,5	53.98	1:11.3	1:44.3
10	53.78	1:11.4	1:45.0
8	53.71	1:11.4	1:45.1
6	53.60	1:12.0	1:45.2

ADJUSTMENTS

FEMALES
 -\$25,000
 SP -.50 RTE -.65
 \$25,000+
 SP -.30 RTE -.45

3 YEAR OLDS
 SPR. RTE
 S.A. -.60 -.90
 HOL. -.45 -.65

SCRAP F-1 F-2 F-3
 PACE 56.67 53.91 52.14
 HORSE 55.49 54.42 51.98
 F W E P S P
 54.34 55.12 53.55
 % E 51.46

ARCAD F-1 F-2 F-3
 PACE 55.17 54.71 54.34
 HORSE 55.06 54.81 54.26
 F W E P S P
 54.80 54.98 54.62
 % E 50.32

TIME F-1 F-2 F-3
 PACE 59.32 55.66 49.15
 HORSE 57.14 54.48 52.01
 F W E P S P
 54.83 55.77 53.89
 % E 51.74

DON B F-1 F-2 F-3
 PACE 57.79 52.46 52.19
 HORSE 56.71 52.85 52.45
 F W E P S P
 54.62 55.34 53.89
 % E 51.34

PASSE F-1 F-2 F-3
 PACE 57.98 55.37 51.63
 HORSE 56.16 54.93 52.95
 F W E P S P
 54.89 55.53 54.24
 % E 51.18

IMPER F-1 F-2 F-3
 PACE 57.38 52.89 52.46
 HORSE 56.72 52.88 52.14
 F W E P S P
 54.35 55.09 53.62
 % E 51.37

LUD F-1 F-2 F-3
 PACE 57.49 53.50 51.01
 HORSE 57.27 53.71 51.20
 F W E P S P
 54.82 56.02 53.61
 % E 52.24

FULL F-1 F-2 F-3
 PACE 55.42 55.19 55.65
 HORSE 52.72 58.29 55.30
 F W E P S P
 54.76 54.58 54.94
 % E 49.67

NAME FW EP SP % E

 PASSER 1 3 3 51.18
 LUD 2 1 6 52.24
 TIME 2 2 4 51.74
 ARCAD 2 7 2 50.32
 FULL 5 8 1 49.67
 DON B. 6 4 4 51.34
 IMPER 7 5 6 51.57
 SCRAP 7 5 8 51.46

-0	-.15	-.30	-.45	-.60	-.75	-.90
AQU	AP	AKS	ATL	ASD	AC	BOI
BEL	AQU(I)	BM	BMF	BEU	ATO	FER
DMR	GP	CD	BOW	BML	CLS	IMP
HOL	HIA	FG	CbD	CEN	CT	MF
SAR	KEE	GG	CRC	DET	DED	POC
SA	MED	GS	DEL	EP	EIP	PRE
	OP	HAW	FNO	EVD	GBF	WAT
		LA	GRD	FE	JAU	YM
		LAD	HP	FL	JND	
		LRL	LGA	FON	LAM	
		MED	PHA	FP	LBG	
		MTH	PLN	LAT	MD	
		PIM	RKM	LNN	NMP	
		POM	SR	PEN	NP	
		SPT	STP	PM	PLA	
			SUF	SAC	RD	
			TDN	SOL	REG	
			WO.	STK	RIL	
				TAM	RUI	
				TIM	SAL	
				TUP	SAN	
					SFE	
					SUN	

PLEASE REMEMBER!!!

These relationships of track class are NOT cut in stone. Things change. Tracks go up and down in class as the years pass. Occationally, someone writes in asking why we list this track and that track as the same, when everyone knows they are different. The answer is, the track class changed when we weren't looking. This is a guide, but you must remember that things change and you must change with them. If you feel that there are errors on this chart, let us know. We'll print updates whenever needed.

THE PSYCHOLOGY OF WINNING

by THE DOC

From time to time, every confirmed horseplayer is racked by doubts about what he is doing with his life. He is playing the toughest game in the world, one that demands a passionate, all-consuming dedication from anyone who seriously wants to be a winner. Even a winner will necessarily experience more frustrations than triumphs, and when the frustrations come in rapid succession he may wonder if the struggle is worth it.

As I drove to Liberty Bell Race Track on the morning of December 9, 1970, I was beset by more than the usual doubts about my obsession with betting. For months I had been suffering through an unbroken series of racetrack disasters - a worse losing streak than most horseplayers will ever endure. *

So begins Andrew Beyer's 1975 best seller, Picking Winners. Throughout this book and Beyer's subsequent works there are many excellent passages on the psychology of winning from Beyer's subjective frame of reference applicable to "horseplayers," to GAMBLERS. Beyer is irrevocably dedicated to the theme that wagering on thoroughbreds is gambling. He uses the term gambling throughout all three of his books and has little use for the concepts held by a minority of us who insist that horse racing should be looked upon as an "investment." Indeed, his particular mental set would cause him to eschew horse racing entirely if he had to look upon it as

anything BUT a gamble. He tells the story, perhaps apocryphal, of getting a toy pin-ball machine as a child and experiencing an almost orgasmic elation when he lit up all the lights. From this experience came his primordial urge for "The Big Hit, the ultimate score," that climactic moment when all set-backs and frustrations are dissipated by the consummate skill of the lonely Knight brandishing his sword in triumph over a double digit mutuel.

In the above paragraphs from Beyer's book, we see two distinct sides of his nature: "He is playing the toughest game in the world, one that demands a passionate, all-consuming dedication from anyone who seriously wants to be a winner." enunciates the scholarly, objective reporter. It might well be a phrase from one of our own manuals. Then, "Even a winner will necessarily experience more frustrations than triumphs, and when the frustrations come in rapid succession he may wonder if the struggle is worth it." clearly manifests his own flirtation with the goddess of Thantos, the death wish. In the second Paragraph, his phrase, "My obsession with betting . . ." and the words that follow, tell us as much about the Beyer personality as could be learned by observing him in a year of Analysis.

Make no mistake about it, in the esoteric world of thoroughbred handicapping, Andrew Beyer is a great man, a monumental contributor. His obsessive-compulsive personality is the hallmark of greatness. From Alexander the Great to Roosevelt and Churchill, and beyond, all great men have possessed this quality. If it is inherent in your

* Picking Winners by Andrew Beyer c1975

own nature, do not fight it. You will only be miserable if you do.

Play one horse to win only. Go for spot plays and prime bets; charge the mutuels and attack when you sense the Big Hit. The Sartin Methodology is NOT for you. We will not begrudge your exit. The up side of you up-down cycle will probably provide you with more ecstasy than any of the rest of us will ever experience.

For those who linger behind the legions of charging knights in armour, choosing to regard horse racing as a solid, non-cyclic, predictable investment opportunity relatively free from the anticipatory anxieties that are essential the the psyche of the obsessive-compulsive, we will, over the course of future issues of The Follow Up, offer regular columns on the cause and cure of the problems that beset the handicapper. Not the "horseplayer," not the gambler, but the HANDICAPPER.

Most of you can right now win enough races in each 20 race betting cycle to be a winner. Yet many of you who win races end up losing money. Overcoming this age-old phenomenon can be relatively easy, but it too requires the same "passionate, all-consuming dedication" illustrated by Beyer.

We picked Andy Beyer's work to exemplify an attitude because he is a renowned public figure, demonstratively immune to such "Psycho-biographies." I personally hold him in the highest esteem as a person, a journalist and (by his choice of words) a horseplayer. In fact, in a future issue I will offer an article that punctures the current myth that his "speed figures with projected daily variant" are no longer effective. A myth perpetrated, unwittingly, by

some very big names in handicapping literature and ironically subscribed to by Andy himself. It isn't so and we will prove it. Beyer is just as viable today as he was in 1975, with NO diminution of mutuel prices.

FROM PALM BEACH POST 1/31/87

Notes ...

✓ Andrew Beyer, turf writer for the *Washington Post* and professional horse player who authored *My \$50,000 Year at the Races* and *Picking Winners*, was at Hialeah last Saturday and practiced what he preaches. Beyer held the only winning ticket on the pic six, worth \$52,626.20.

GOING FULL TIME

BY JERRI KAY LINCOLN

I suppose y'all are out there wondering, as you're grinding away at your nine to five job, or on your long commute to and from work, just what it would be like to play the horses full time. Well, for starters, it's not as easy as it sounds. It gets really tiring out there, winning race after race after race.

Seriously though, I believe if one is interested in making a living playing the horses, one must approach it much like a nine to five job. At least, that's what works for me. I'm not saying you have to get there exactly at nine and leave exactly at five. I just mean that some structure is necessary in order to achieve success. Personally, I see it like owning my own business. I have all

the advantages and freedoms of being my own boss, and I work damn hard to keep the business riding high.

When we first moved to Northern Nevada, I didn't look at it that way. And perhaps through my own lack of discipline, I wasn't getting the job done. Oh, I was winning races all right. But just winning races isn't good enough when you're trying to support yourself. One or two races a day, or five or six races a week, just isn't going to get the bills paid.

The potential to make a lot of money using the Methodology isn't the same as actually making a lot of money. It's not like you can go to the window, show them your Brohamer Model, tell them your win proficiency is seventy percent and then collect the money. Like everything else in life -- you have to earn the money.

In the beginning of my career as a full time horse player, I was complacent because of the potential; but I wasn't taking the job seriously. I'd leave the racebook if I had to wait more than an hour between races. I'd leave if it was raining at the track. I'd leave if it was an off track. It got to the point where I'd leave if it was cloudy at the track!

I was not making it. There is a lot of difference between a seventy percent win proficiency from seven out of ten races, and a seventy percent win proficiency from seventy out of one hundred races. I was treating it like a game. But it wasn't a game. It was serious. It was my job.

It is a job, just like any other other job where you get your paycheck at the end of the week. You have to put in your time, and

you have to work hard. The difference is, it is a job you enjoy doing, rather than a job you have to do. And that is a very important difference.

Before we moved up here, I was handicapping only on the weekends. I had all week to look forward to it, and anticipate all the winning I was going to do. Now I handicap nearly every day. There is no anticipation. I think it was more fun to handicap just on the weekends. I don't mean it's no fun now, it's still fun, just not as much fun. But one thing is for sure: I would rather be doing this, than any other job out there in the "real world." I may still get up at the same time in the morning, but the difference is, I don't have to!

A typical day at "work" starts at nine thirty, when I arrive at the racebook, get my forms and scratch sheets, get organized and leisurely watch the first race. But this is the only leisurely part of my day. It is at this point that I go through all the tracks for the day, and write down the starting times for all the races. Some of these races will later be eliminated, but this chart will form the basic outline for my day. It is also how I determine what time to squeeze in my lunch, and when evening tracks are running, what time to have dinner.

I do mean squeeze lunch in. Between bites of my sandwich, I am still busy handicapping. On one particularly memorable day, I had already finished my sandwich when a friend stopped by, wanting to have lunch. There were no seats nearby, so we went to the counter. I had already handicapped a race, but it wasn't going off for half an hour, so I figured I had plenty of time. It really didn't seem like we

PLACE AND SHOW PARLAYS

BY DON JONES

talked that long, but all of a sudden a race was running, the one I had handicapped. I saw the number eleven on the board, with \$56.00 next to it, and I wanted to die! My number one horse comes in and pays \$56, and I don't have a bet down because I was too busy talking. I haven't had lunch with a friend since.

Back to my day at the races. I follow my previously described chart to figure out how many races are coming up soon, and how much time I have to work each. Immediately following each race, I update all models in order to keep them totally current. The small amount of time it takes to do this, rather than waiting until the end of the day, more than pays for itself in terms of profit.

My day goes by, race by race, with essentially no breaks. Ever since that fateful \$56 lunch, a sandwich while handicapping is the only lunch break I take. If there is an evening track running, I try to fit in dinner.

Well, that's about it. It ain't pretty, but it gets the job done. It keeps me in blue jeans and cowboy boots, instead of nylons and high heels. And that's what it's all about, isn't it? Being who you are, instead of who a job demands you to be.

* * *

Editor's note - Not quite the Andy Beyer approach. Jerri is a petite young lady who just doesn't look like your "average handicapper." As you can tell by her article, the looks don't lie; she isn't average at all. She's a winning handicapper who's only current worry is being barred from the books. We'll have more from her in upcoming issues, including a guide to playing in a race book.

How many times have we all gone to the track to play that one special horse in the fifth race, only to see the horse open at even money and then start to drop! Perhaps the public will change its mind and it will shoot up to 3-5 by post time, or maybe it will pay a generous 1-5. We're sure the horse will win unless he falls down or is shot by a sniper in the backstretch, but we really can't bet him at these odds. We may be sure of the horse, but it's still a horserace.

So what do we do? According to most of the literature on racing, including our own manuals, we should pass the race. Try a bet on our number two horse? Wrong. We're predicting this horse to win by 15 lengths. Bet the exacta or quinella? Sorry, this is not an exacta race and the quinella you like is paying \$2.60. Looks like we drove through miles of traffic for nothing. Is there an alternative?

As clients of Dr. Sartin, we have grown accustomed to betting our percentage of bankroll to win; or if we are fortunate enough to have exotic wagering available on the race, we can try the exacta or quinella pools. The key to all our wagers is Return On Investment (ROI). This is not gambling, but rather a matter of investment. Investment for a short period, followed by a return on our investment at a rate much larger than the current money market rates.

I would like to share some methods of alternative wagering that I have used on days when it seems there is a short price on every horse you like. Very often, especially at small tracks, even

the exotic wager is not too profitable. Why invest in an exacta or quinella if the return is less than 20%?

Have you ever made a win bet on a "chalk" horse and have a payoff like this? \$2.60 to win, \$2.80 to place and \$2.20 to show. Even the more common \$3.00, \$2.80, \$2.60 isn't much better. Very often the public gets so involved in betting the horse to win, they can overlook the place or show pool. Don't just watch the odds on your horse, get accustomed to watching the amount of money in each pool, especially place and show. You are looking for a short pool in one or the other, or perhaps both, as in the example below.

Win	\$28,525
Place	\$10,320
Show	\$ 5,445

Let's say this horse goes off as the even-money favorite and wins. The win mutuel will be around \$4.00, but the place price may be as high as \$3.40 or \$3.60 and the show payoff only slightly less. The difference between win and show may be very small. In a situation like this, doesn't it make more sense to wager on the horse showing rather than winning? If you think so too, you're ready for my suggestion on how to use alternative wagering.

There are several computer programs available to calculate the approximate place and show payoffs, but I find it a challenge to spot these imbalances on the tote board myself. With a little practice and observation, you can too.

Another situation that Jim Bradshaw and I find ourselves in is days when we do real well, say 7 or 8 out of 10, but the mutuels are

low. Our win proficiency was way up there, but our actual winnings weren't what we'd like to see for all that work. And where did those horses we missed on wind up. Maybe a couple ran second and one third. In other words you had 9 horses that placed and 10 that showed. An alternative method that I have found very profitable is the show or place-show parlay. Let's take a look at what might have happened if we bet a show parlay on our 10 horses. Assuming that each horse in the 10 races all showed, and the average show mutuel was \$2.60, here is the final result starting with an initial wager of \$5.00

Race	1	Bet	\$5.00	Return	\$6.50
"	2	"	6.00	"	7.80
"	3	"	8.00	"	10.40
"	4	"	10.00	"	13.00
"	5	"	13.00	"	16.90
"	6	"	17.00	"	22.10
"	7	"	22.00	"	28.60
"	8	"	28.00	"	36.40
"	9	"	36.00	"	46.80
"	10	"	46.00	"	59.80

Not bad! Start with a five dollar bill and finish with \$60.00. Not only have you had a very minimal investment, but you have increased your investment by 1200%. Not many banks can offer this rate in one day.

Now of course, these are optimal results. In the real world, we don't always pick ten in a row, even show horses, nor do they all pay \$2.60. Let me show you a couple of days I encountered at the races recently where I bet show parlays and place-show parlays. Remember, the key is to make money!

Race	Bet	Mutuel	Return
1	\$5	\$3.00	\$7.50
2	7	2.60	9.10
3	9	3.20	14.40
4	14	2.20	15.40

Initial bet: \$5.00
Average Mutuel: \$2.70
Final return: \$15.40
Increase: 308%

Now put two units in your pocket and start a new parlay.

Race	Bet	Mutuel	Return
6	\$5	\$3.20	\$8.00
8	8	2.60	10.40
9	10	2.20	11.00
10	11	3.00	16.50

Initial Bet: \$5.00
Average Mutuel: \$2.70
Final return: \$16.50
Increase: 330%

Total for the day:

\$10.00 wagered
\$31.90 return
319% ROI on an average mutuel of \$2.70

Let's look at a little tougher day with a little more betting.

Race	Bet	Mutuels	Returns
2	\$3 pl	\$4.20	\$6.30
	\$3 sh	2.80	4.20
3	5 pl	5.20	13.00
	5 sh	3.60	9.00
4	11 pl	5.80	31.90
	11 sh	2.80	15.40
6	23 pl	----	-----
	23 sh	2.60	31.20
7	4 pl	10.20	20.40
	4 sh	6.80	13.60
8	17 pl	7.80	66.30
	17 sh	4.00	34.00
9	50 pl	3.60	90.00
	50 sh	2.20	55.00

Amount bet: \$6.00
Return: \$145.00
ROI: 2416%

This was accomplished on a day when I had 3 winners in the 7 races I played. My average place price

was \$5.30 and \$3.60 to show. Nothing extraordinary except the ROI.

As you can see by the examples, you can win a good sum of money on show or place-show parlays. There will be days at the track when low odds do not warrant investing large sums of money into the win pools. This alternative offers a very profitable way to invest small sums to win rather large final totals. For those of you who are fortunate enough to play in Las Vegas, most of the race books will allow parlays that you can bet in advance. You may want to use this as a type of side bet in addition to your win betting.

Here are some guidelines you may want to consider in betting parlays:

- 1) Bet your first or second selection only. True, your third choice may have better odds and might show, but your first or second selection should show a lot more often.
- 2) Set a limit on the number of races that you will parlay. Of course, we would all like to parlay the entire card, but let's be realistic. I have found that three or four is about right.
- 3) Remember your potential loss is only your initial bet, not the amount lost on the third or fourth race. If you start with a \$5.00 wager, the most you can lose is \$5.00.
- 4) Use whatever starting units you feel comfortable with. How much you start with definitely determines what your final return is, but remember we are more concerned with Return On Investment

THE BEGINNERS COLUMN

A STEP-BY-STEP WALK THROUGH THE SARTIN METHODOLOGY

YOUR GUIDE:
DICK SCHMIDT

INTRODUCTION

This series of articles is going to be an experiment. It's going to be a step by step guide presenting one way to get started using the Sartin Methodology. The reasons we consider this series to be an experiment are: 1) we've never tried it before; and 2) we're not sure it's a good idea.

So before we get going on the nuts and bolts of Phase III handicapping, I want to spend a few paragraphs discussing the project. I know that those who need this discussion the most will skip it to get to the interesting stuff, but here goes anyway.

Why is it not a good thing to make it easier to get started using the Sartin Methodology? Dr. Sartin has mentioned to me several times that he deliberately makes it hard to get going so that new clients will have such a great investment in time that they won't give up the first time they lose three in a row. They find a way to make it work to protect that investment. Horse players are a fragile breed, and the life of the average system is only a few days. Into the drawer goes the new system after one losing day and off goes an

order for another to take it's place.

The Sartin Methodology isn't a system, it's a unique way of analyzing races and predicting their outcome with great accuracy. Unlike a system, it doesn't have simple, easy to follow rules. It isn't easy at all. One of the worst dangers faced by beginners is thinking they understand the Methodology and rushing to the track before they are ready. I tried to help a client recently who had fast talked his way into buying Ultra Scan and taken it to the races before he even read the manual. He had used Phase III for a week and thought that his years of losing play qualified him for the more "advanced" program.

Disaster struck the first day. Playing wildly, betting exactas without a model or any understanding of the program he was using, he won \$2,000. That's right, a \$2,000 win was a disaster. He thought he understood the Methodology. Six weeks later he was \$9,000 behind and looking for a new system. I haven't heard from him lately, so I guess he found it.

Dr. Sartin also told me on one occasion that the people who have taken the Methodology the furthest and made it work for them, the ones who are PIRCO charter members, are mostly people who became clients back when it was really hard to get going. Back before hand held computers and seminars and even PIRCO itself. These people had to fight and struggle for months to acquire the skills that you can get in a weekend seminar or for the price of a manual.

Tom Brohamer wasn't born knowing how to keep a regression model of a racetrack, he developed it himself. Jim Bradshaw didn't buy his copy of Q-Scan, he wrote it. Jim tells of being so frustrated at not being able to win that he actually cried. Today he makes it look easy, but he spent countless hours acquiring his skills. And most of all, Dr. Sartin didn't know the first thing about horse racing or handicapping when he started back in 1975. He had to grind it out through months of effort while dealing with his therapy group and clinical practice at the same time. The reason these people are extraordinary handicappers today is because they did the work, paid the price required to develop a skill that fewer than one half of one percent of all racegoers ever master.

On the other hand . . . Yes, there is an other hand, or I wouldn't be writing this and you wouldn't be reading it. (I do hope you are reading it) There are some people who function best in a highly structured environment. I'm not talking rules here, now. Just structure. Programed learning if you will. I help teach a class in computer science at a college in Los Angeles, and I recently came across an article about programing

languages and the people who use them. The article was comparing Basic and Pascal, two very popular, yet different computer languages. Basic is very free; few rules, no built in structure. Programs written in Basic tend to be a jumble, as the author sticks bits and pieces where ever seems right. With little organization, Basic programs can be hard to read even by the individual who wrote them.

Pascal is highly structured. There are lots of rules and if you break them, the computer stops. The programs are easy to pick up and read, but it can be hard to be creative. People get so involved with the rules, they lose sight of what they were trying to accomplish. Computer scientists (teachers) love Pascal. But not everyone does. One of the large eastern universities (Cornell I think, but the name escapes me) recently did a study of high school seniors and their programing skills. To condense pages of boring statistics, it turns out that some people do much better with the freedom of Basic, while others are completely at home only with the structure of Pascal. Forcing one type of person to use the other language just doesn't work. They grow frustrated and many quit.

Getting back to handicapping, up until now, the Sartin Methodology has, shall we say, lacked a great deal of structure. Some of this is due to the nature of horse racing, and most of it is intentional, but until now there has been very little alternative. In dealing with a great many people as a PIRCO member, I have become aware of how painful this lack of structure is for many people. So, with some trepidation, I have set out to provide same.

Here is what you're going to get. A six part, step by step guide to getting started using Phase III. We'll cover selecting contenders, choosing pace lines, keeping a model and track profile, everything I think you need to get started. And of course, that's the weakness to this whole scheme; you get what I consider important. Now, I've sat at the feet of Dr. Sartin and Tom Brohamer and others, and Dr. Sartin will read this before you do, but it is still just one way to get there. It may not be the best way. In fact, I'm sure it's not the best way for some of you (you know who you are). But for those who require structure and guidelines, here you go.

Here is what you aren't going to get. Rules. Hard and fast ways of doing things. Comfortable little homilies like "Never play a horse who hasn't raced in 30 days." The tragic truth for those of you who must have rules is that they just don't work in horse racing. Don't let it worry you. The computer schools of America want you. They got rules. Boy, do they got rules. Just be sure to take Pascal programing and stay away from Basic. (Do I need to tell you what computer language the Inland Empire Institute uses for it's programs? I thought not.)

Now, I don't want you to think you are going to get a free ride. No way. I'm one of those people who sat up until 3 AM on many an occasion learning this stuff the hard way and I wouldn't give it away if I could. Which I can't. (Every once in a while, you'll find I write myself into a corner. Sometimes I write my way back out again, and sometimes, as I just did, I simply change the subject) What you are going to be asked to do is a lot of work. Some of you may say Phoeey! (or whatever) and

decide I'm a fascist and you don't need to do all this stuff. Good for you. Strike out on your own, break new ground, learn. You may be my greatest (only?) successes. Just don't come to me if you get lost. I'm very willing to help anyone who has problems, but I'll expect you to have kept your end of the bargain and done the work. If I say keep 5 different Brohamer Models, I expect to see all 5. When I tell you to find the Early Energy that's winning at your track, I don't want to hear "Oh it's about 51% or so." I want you to know! (Structured people love it when you talk like that. Anyway, the rest of you quit several paragraphs ago).

The one thing I don't want to do is constrict or limit anyone's growth in the Methodology. These lessons are just a beginning. I want you to all grow far beyond them and me. My biggest worry is that you'll stop growing because you thought this was all that the Methodology had to offer. So keep going after I'm finished and don't ever be afraid to strike out on your own. You'll never really be successful until you make the Sartin Methodology your Methodology.

To use one of Bert Mayne's favorite expressions, Thus Endeth the Lesson. Now that I've finished the Lesson, let's get on with the lessons. One of the problems that many newcomers have is that we Sartin folks don't talk like the rest of the handicapping world. Dr. Sartin was forced to follow Huey Mahl's advice and invent a whole new language of handicapping. To be able to do a thing in a new way, you have to talk about it in a new way. The old words and phrases just didn't work. Most had too much folklore built into them that Dr. Sartin's research demonstrated was incorrect. So you hear us

throw around words like Energy and Sustained Pace. To get everyone up to speed and ready to go, here is a copy of a definition sheet I put together for a workshop out at the Inland Empire Institute:

DEFINITIONS

We will use for our example the following 6 furlong running line:

22' 45 1:10 3² 4⁴ 2^{3/4} 2²

The internal (hidden) fractions of this race are:

1st) 22' 2nd) 22⁴ 3rd) 25

The PACE OF THE RACE and PACE OF THE HORSE are:

POR	59.45	57.89	52.80
POH	58.55	57.01	53.60

These numbers represent the average speed (velocity) of the race leader(s) and our horse for each of the three segments of the race (fractions) reported in the Racing Form. They are expressed in feet per second. Think of each horse as having a speedometer, just like a car, except instead of miles per hour we use feet per second.

EARLY PACE - The average velocity of the horse from the start to the second call.

1 furlong is 660 feet (1/8 of a mile)
1 length is 10 feet

In this example our horse ran 40 feet (4 lengths) less than 4 furlongs in 45 seconds. Therefore its EARLY PACE is calculated as:

$$((4 \times 660) - 40) / 45 = 57.77 \text{ ft/sec}$$

TURN TIME - Another name for the velocity of the SECOND FRACTION. In this case, it took 22.8 seconds (22 4/5) for the race leader(s) to cover the two furlongs of the second fraction. Our horse lost two lengths during that time. Turn time is:

$$((660 \times 2) - 20) / 22.8 = 57.01$$

THIRD FRACTION - The velocity from the second call to the finish.

In this case, it took 25 seconds for the race leader(s) to go from the second call to the final call. Our horse gained 2 lengths from the second call to the finish. Hence THIRD FRACTION is calculated:

$$((2 \times 660) + 20) / 25 = 53.60 \text{ ft/sec}$$

SUSTAINED PACE - The average of EARLY PACE and THIRD FRACTION.

$$(57.77 + 53.60) / 2 = 55.68$$

FACTOR W - The average of EARLY PACE and SUSTAINED PACE.

$$(57.77 + 55.68) / 2 = 56.73$$

FACTOR X - The average of FIRST FRACTION and THIRD FRACTION.

If the second fraction is faster than the first, then use second fraction and third fraction.

$$(58.55 + 53.60) / 2 = 56.07$$

FACTOR XW - The average of Factors W and X.

$$(56.73 + 56.07) / 2 = 56.40$$

TRUE SPEED - Average velocity for the entire race.

In this case our horse ran 20 feet less than 6 furlongs in 70 seconds. True speed is:

$$((6 \times 660) - 20) / 70 = 56.28 \text{ ft/sec}$$

TOTAL ENERGY - EARLY PACE plus THIRD FRACTION.

$$57.77 + 53.60 = 111.37$$

EARLY ENERGY or % EARLY - The percentage of TOTAL ENERGY represented by EARLY PACE.

$$57.77 / 111.37 = 51.87\%$$

LATE ENERGY is simply 100 - EARLY ENERGY. The two always add to 100%.

Not all of our computer programs will produce each of these ratings. The critical ones are Factor W, Early Pace, Sustained Pace and Percent Early. The others are produced on the larger desk top computers and are mainly used as tie breakers. Occasionally, however, someone will discover that one or more of these other ratings works very well at their particular track. Any of the Phase III programs will give you the necessary information to calculate all the various factors easily.

Well folks, that's about all the room I have for this introduction. We have a lot to pack in to this issue. Next time, we'll start picking races and contenders. For the nonce, put away your computers and take out the 18 page Supplement For Hand-Held Calculators (blue cover) and work through enough races until you understand what the various calls represent and how to find all three fractions at every distance. I don't want anyone asking what Early Pace means or how to find the second fraction. It's all there in the book, so get to work. You need to have a really good feel for these numbers and what they represent. You need to know, for instance, that Early Pace isn't all that early. In some races, Early is 3/4 of the race (you tell me what distance this is). Before we go any further, I want you to have a through grasp of Dr. Sartin's wonderful new language. After all, how can you expect to master something you can't talk about?

Suggested reading:

- 1) Pace, Speed, Class Handicapping Methodology for Thoroughbred Racing Supplement for Hand-Held Calculator By Dr. Howard Sartin.
- 2) Pace, Speed, Class Handicapping Methodology for Thoroughbred Racing Supplement for Computer By Dr. Howard Sartin. (That's the yellow Phase III manual folks)
- 3) The Race is Pace by Huey Mahl. GBC Press. Available from Gamblers Book Club, Box 4115, Las Vegas, NV 89127. They have a large catalog and offer a 10% discount to Sartin clients.

STARTING YOUNG

AN ARTICLE BY RICK HAZEN
AGE 14

I was thirteen years old when my handicapping career started. My dad bought an Andy Beyer handicapping Book and started using the projected speed times at the track. The first time Dad used the speed times, I knew I wanted to learn to handicap too. I asked my Dad to show me how.

We became pretty discouraged when we weren't winning much with this system. My Dad heard about a seminar in our area and we went to it. I thought this man was the greatest! We did well with his system by hand, but when we bought the computer program, we started losing again. We decided to revamp the program but could never get it to work, so we went back to handicapping by hand.

One day my Dad found Dr. Sartin's name in a book he was reading and called him. He ordered the basic Phase III program. I didn't think much of it at first, but when my Dad got back from a workshop about the Methodology in California I jumped right into it with a lot of enthusiasm.

My first weekend at Portland Meadows was the greatest! On Friday, my first day at the new track, I bet three races and lost three races. When I got back to the motel I figured out what I had done wrong. I had adjusted the winner down to my lower rankings and I was used to betting my higher rankings. I now know, after that weekend, that I only need to adjust horses that are coming from a different track, running a different distance or have a Racing

Form variant (that we came up with ourselves) above or below the average. Because of what I found, on Saturday and Sunday I won all my money back, paid my expenses and show a profit. On of the best things about the Methodology is that I can go back and figure out why I lost.

When I got into the Methodology, I was using Phase III. Now I have moved on to Contender Scan and love it. It does an automatic median adjustment, which is all I use to adjust my horses. Contender Scan also allows you to adjust your contenders to an average variant for that race, which makes as few adjustments as possible.

I did not keep a Brohamer Model when I started the Methodology. Now I keep it religiously. You need to keep your model to tell you what ranking numbers are winning for you. You may be winning with rankings of 4's and 5's while I'm winning with 1's and 2's. Basically, it tells you how you handicap.

Another record I keep is a track profile. A track profile gives you useful information on how your track is running (% Early and % Late, etc.). This is information that I find very useful in picking my horses to bet. My track profile also helps me to throw horses out when I am picking my five contenders.

To choose my contenders, I use Win Energy. I have used average purse value to pick contenders, but I have missed races because the horse that won was not a top A.P.V. horse. With Win Energy, I have always had the winner in my top five contenders. Now my track profile tells me when a horse's Win Energy is too low and it is not

going to be in contention in today's race. I think win energy is the best way to pick contenders at Portland Meadows.

If you do what Dr. Sartin says and follow the guidelines, you can win with the Methodology. It is true that the Methodology is sophisticated, but, if you give it all your effort, you'll pick lots of winners.

A special thanks to Dr. Sartin for giving me the chance to do this article. I am looking forward to meeting all the PIRCO members in Las Vegas this March.

Rick Hazen

* * *

Editor's Note - Ah, from the mouths of babes. Those of you just starting in the Methodology or having problems should pay particular attention to Rick's reaction to a losing day. After going 0 for 3 he didn't gnash his teeth or give up. He went back and found out his mistakes, learned from them, stopped making them and never looked back.

You might also note that he uses the tools that Dr. Sartin provides "religiously." So many adults decide they don't want to keep a model, get behind on their track profile and then wonder why the Methodology doesn't work for them. Maybe it's because they don't work for it.

I'm glad Rick is looking forward to meeting PIRCO in Las Vegas, because PIRCO is definitely looking forward to meeting him.

	\$ BET	W/L	MUTUEL	PROFIT
1	6 : 4	L	15.00	-\$10.00
2	6 : 4	L	8.00	-\$10.00
3	6 : 4	L	9.90	-\$10.00
4	5 : 5	W	4.60	\$1.50
5	5 : 4	W	8.20	\$11.60
6	5 : 4	L	7.40	-\$9.00
7	6 : 4	W	10.40	\$16.00
8	5 : 5	L	5.80	-\$10.00
9	6 : 4	W	7.20	\$4.00
10	6 : 4	L	5.40	-\$10.00
11	6 : 4	L	9.40	-\$10.00
12	6 : 4	W	15.00	\$20.00
13	6 : 4	W	8.20	\$14.60
14	6 : 4	W	9.40	\$18.20
15	_____	_____	_____	_____
16	_____	_____	_____	_____
17	_____	_____	_____	_____
18	_____	_____	_____	_____
19	_____	_____	_____	_____
20	_____	_____	_____	_____

BANK - 100.00

→ Fridays screw up


WK AVG ML PROFIT
 * 64% : 5.00 : \$16.90

* NOT COUNTING FRIDAY

11 RACES BET

7 RACES WON

* INCLUDING FRIDAY -



PAR ENERGY

ADJUSTING TO A PAR ENERGY VARIANT

COURSE PRO:
DOC SARTIN

The concept of Par final times has been with us for decades. In 1975, Andrew Beyer honed final time pars into a landmark speed rating method that re-defined the use of pars and set the current standards.

At that time Beyer had total disdain for pace concepts, but has since revised his thinking as demonstrated in My \$50,000 Year at the Races and in The Winning Horseplayer. In 1979, Dr. William Quirin further refined the concept of Pars and then in 1982 published a set of par times that included par PACE times incorporating SECOND CALL pars. These gained a popular audience with the publication of his Handicapping State of the Art in 1984.

In 1982, we incorporated the concept of Total Energy into the Methodology, which is a weighted combination of Early, Late and Final feet per second figures. In utilizing these figures, we established Win Energy Pars along with Early Energy percentage parameters reflecting the win and place energy demands by distance and by track.

Whereas Beyer and Quirin, writing for the popular market, had to confine themselves to pace and final TIMES, which are imprecise, we, because we neither wished for nor had popular appeal, could establish an entirely new language by defining pars in terms of Energy.

In applying our Total Energy formula to Quirin's pars, we found an amazing corollary. The deviation came in trying to reconcile his pace (second call) pars to reality. I mean no disservice to Dr. Quirin, since we are using the second call times published in 1982 and distributed by Woodside and not by Dr. Quirin himself through Adelphi University. I have asked Dr. Quirin for an updated set from his own computer readouts, which will probably tell a more accurate story. Regardless of all this, Quirin's par times were more than adequate to fulfill the needs of his readers using fractional and final TIMES.

To demonstrate the validity of Dr. Quirin's pars relative to Total Energy, we will analyze a race of his choosing from page 209 of Handicapping by Example. We'll apply his figures for Aqueduct (Main) as our Total Energy par, but utilize the actual Early Energy percent from our own Aqueduct track profile.

Since there are but five entrants in this race, we are spared the necessity of narrowing the field to the requisite five contenders.

The first thing that will meet the eye of the experienced Methodology user is: this race DOES need adjusting. Three separate tracks and two different distances are involved with daily Racing Form variants ranging from a low of 15 to a high of 40.

The superficial class ranges embraced by the contenders are also quite diverse. MEGHAN'S DEAL won a Maiden Special Weight and a \$14,000 Allowance race at Garden State. SUMMITRY won a \$23,000 Allowance race, EQUALIZE and Aqueduct Maiden Special Weight, SPORT JET comes from handicap and stakes races while BOLTING HOLME, once a stakes horse, just finished second in a \$22,000 Allowance at Pimlico.

Based on conventional thinking, MEGHAN would be highly suspect and BOLTING HOLME the class of the race. The public agreed on BOLTING HOLME, making it the 2.3 to 1 second favorite. We agree on MEGHAN'S DEAL being outclassed, but left him in for demonstration purposes. SPORT JET ran all of its races at Tampa Bay Downs, which the Aqueduct crowd thought only good enough to make him their third choice. SUMMITRY just came off a 1:23 flat 7 furlong win at Aqueduct, so the mob made him the 1.7 to 1 favorite. EQUALIZE ran 7 furlongs in 1:27 at the same track, a full four seconds slower than SUMMITRY, so the crown dismissed him as being better only that the cheap horse from Garden State.

Why didn't they notice that EQUALIZE ran on a day when the average variant was 40 as opposed to SUMMITRY's run on a 19 variant track? As imperfect as the Racing Form's daily variant may be, 21 points cannot be overlooked.

By our measurement of class standards, BOLTING HOLME was by no means the class of the race. Far from it. His last Restricted Stakes win at Keystone was no better than an Allowance victory at Aqueduct. Let's apply our own class definition to all the horses. First the Phase III composite class rating, then our average purse value formula:

CLASS VALUE

EQUA 1.96
 SUMM 1.66
 SPORT 1.61
 BOLT 1.56
 MEG D 1.09

AV PURSE VALUE

SPORT 0.62
 EQUA 0.47
 SUMM 0.42
 BOLT 0.41
 MEG D 0.28

MEG D

CLASS VALUE 1.09
 AVG PURSE VALUE .28

SUMM

CLASS VALUE 1.66
 AVG PURSE VALUE .42

EQUA

CLASS VALUE 1.96
 AVG PURSE VALUE .47

SPORT

CLASS VALUE 1.61
 AVG PURSE VALUE .62

BOLT

CLASS VALUE 1.56
 AVG PURSE VALUE .41

Since ALL the contenders were well below the purse value of today's race, A.P.V. becomes relative, with SPORT JET well ahead. A dominant place model factor at this track. Had we handicapped on class alone, we would have picked the first three finishers in imperfect order. As we suspected, MEGHAN'S DEAL was far below the rest of the field in class and could have been eliminated on this alone.

Now, let's look at the race itself; first establishing our parameters for Energy pars, Total Energy and Early Energy. For the Total Energy figure, we'll use Dr. Quirin's par time chart for the main track at Aqueduct. Though this is an overnight stakes, the field is limited to horses which have never won a purse where the winners share was over \$25,000, which means that the race is limited to allowance horses. We'll use the pars for a non-winner three from Dr. Quirin's chart at seven furlongs.

PAR TIMES

AQUEDUCT (MAIN)

Class	Pace	6f	6½f	7f	Pace	Pace	1 Mile	Pace	Pace	1-1/8m
Stakes	45.2	109.3	116.0	122.2	46.0	110.3	135.2	47.1	111.4	149.2
CLF	45.3	110.0	116.2	122.4	46.0	110.4	135.4	47.2	112.0	149.4
X NW3	45.3	110.1	116.3	123.1	46.1	111.0	136.1	47.3	112.1	150.2
NW2	45.4	110.2	116.4	123.2	46.1	111.1	136.3	47.3	112.2	150.4
NW1	46.0	110.4	117.1	123.4	46.2	111.2	137.0	47.4	112.3	151.1
MSW	46.1	111.1	117.3	124.1	46.2	111.4	137.3	47.4	113.0	151.4
\$50,000	45.4	110.2	116.4	123.1	46.1	111.0	136.1	47.2	112.1	150.1
\$35,000	45.4	110.3	117.0	123.3	46.1	111.1	136.3	47.3	112.2	150.3
\$25,000	46.0	110.4	117.1	123.4	46.2	111.2	137.0	47.3	112.3	151.0
\$20,000	46.0	111.0	117.2	124.0	46.2	111.3	137.1	47.4	112.4	151.2
\$15,000	46.1	111.1	117.3	124.1	46.2	111.4	137.3	47.4	113.0	151.4
\$13,000	46.1	111.2	117.4	124.2	46.3	111.4	137.4	48.0	113.0	152.0
\$10,000	46.2	111.3	118.0	124.3	46.3	112.0	138.0	48.0	113.1	152.1
\$ 8,500	46.2	111.4	118.1	124.4	46.3	112.0	138.1	48.0	113.1	152.2
\$ 7,500	46.3	112.0	118.2	125.0	46.3	112.1	138.2	48.0	113.2	152.3
\$ 6,500	46.3	112.1	118.3	125.1	46.4	112.1	138.3	48.1	113.2	152.4

Copyright 1982 by William L. Quirin. All Rights Reserved.

Putting the Quirin figures through our Energy Calculator or the Pargenerator program gives us the following Total Energy figure. The Early Energy percentage comes from our own Aqueduct track profile, kindly provided by our New York contingent.

```

ENERGY PARS
AQU(MAIN) 7f
*****
TOTAL ENERGY 55.03
%EARLY ENERGY 32.00
%LATE ENERGY 48.00
*****

```

Next, we ran all five horses through our new Energy program, which is nearing completion. This program uses the par Energy and Early Energy entered to build a track profile, against which it then pits the contenders entered. After almost a year of testing and re-writing, the Energy program is almost ready for release and represents our first big step beyond Ultra Scan. I used the pace lines indicated, adjusting SPORT JET using the normal sprint to route formula.

RACE # 5

```

ENERGY EXERTION
NAME EP SP FW TE TT %EX DIF
MEG 2 3 2 1 5 52.00 0.00
SUMM 4 4 4 3 4 51.29-0.71
EQUAL 1 1 1 1 2 52.33 0.33
SPORT 3 2 3 2 1 51.76-0.24
BOLT 5 5 5 4 3 50.94-1.06

```

TOTAL ENERGY

```

PAR 55.03
MEG 55.98
SUMM 55.65
EQUAL 55.98
SPORT 55.88
BOLT 55.07

```

EARLY LATE ENG

PARM 52.06
MEG 52.06
SUMM 51.25
EQUAL 52.33
SPORT 51.76
BOLT 50.94

FACTOR S

MEG
SUMM
EQUAL
SPORT
BOLT

TURN TIME

MEG 57.42
SUMM 57.48
EQUAL 57.86
SPORT 58.89
BOLT 57.65

HIDDEN ENERGY

MEG
SUMM
EQUAL
SPORT
BOLT

FACTOR W

MEG
SUMM
EQUAL
SPORT
BOLT

ENERGY BIAS

MEG 58.04
SUMM 57.73
EQUAL 58.22
SPORT 58.13
BOLT 57.19

I hope you see the value of only putting genuine contenders through the final step of the handicapping process, the computer program. So many want to put in every horse that looks like it might be breathing, "just to see what it looks like" and then forget why they used the horse in the excitement of seeing it come out near the top at long odds.

Since we gave MEGHAN'S DEAL absolutely no penalty for low class or for the fact that it ran over a much faster track, the horse meets the Early Energy percentage and Total Energy pars on the button. Even so, it's lack of class shows up in the area of Late Energy, Turn Time and Hidden Energy. It ranks third on the Energy Bias ranking.

Virtually every category points to EQUALIZE as the winner. In fact, EQUALIZE was so strong, we left MEGHAN'S DEAL in just to have something to analyze. Like all our programs, this one doesn't think for you.

The program points just as strongly to SPORT JET as the place horse. In Las Vegas, a \$2 win bet on each of them, and a \$2 quinella would have returned 29.68. Not bad for a five horse field.

The point of this exercise is to portray the total spectrum of Energy, which will prevail even when you fail to make adjustments for class of the horse or track. An interesting side note is that even on a 40 daily variant, EQUALIZE ran an identical first fraction to SUMMITRY, who ran on a 19 daily variant.

Moral: The first fraction belongs to the horse and is the least influenced by vagaries of class and surface.

FIFTH RACE Aqueduct

APRIL 20, 1985

7 FURLONGS. (1:20½) 1st Running THE MANASSA MAULER STAKES. Purse \$50,000 Added (Closing Wednesday, April 10). 3-year-olds which have never won a race of \$25,000, 122 lbs. Non-winners of a race of \$20,000 allowed, 3 lbs. Of two races other than maiden or claiming, 5 lbs. Of a race other than maiden or claiming, 7 lbs. \$100 to nominate; \$200 to enter and \$200 to start. (Maiden, Claiming, Starter and State-Bred Races not considered.) A trophy will be presented to the owner of the winner. Closed with nominations.

Value of race \$53,900; value to winner \$32,340; second \$11,858; third \$6,468; fourth \$3,234. Mutuel pool \$233,796, OTB pool \$114,243.

Last Raced	Horse	Eqt.	A.Wt	PP	St	¼	½	Str	Fin	Jockey	Odds \$1
25Mar85 7Aqu1	Equalize		3 117	3	4	41½	31½	31	1nk	Cordero A Jr	4.30
6Apr85 8GS4	Sport Jet	b	3 119	4	2	1hd	1hd	22½	2½	Allen R D Jr	2.60
4Apr85 7Aqu1	Summitry	b	3 117	2	3	21½	23	1hd	31½	Santagata N	1.70
16Mar85 6Pim2	Bolting Holme		3 119	5	1	31	42½	42½	42½	Velasquez J	2.30
3Apr85 5GS1	Meghan's Deal	b	3 117	1	5	5	5	5	5	Vasquez J	12.20

OFF AT 3:19 Start good, Won driving. Time, :23½, :45½, 1:09½, 1:22½ Track muddy.

\$2 Mutuel Prices:

3-(D)-EQUALIZE	10.60	5.20	2.80
4-(E)-SPORT JET		3.60	2.40
2-(B)-SUMMITRY			2.40

Gr. c, by Northern Jove—Zonta, by Dr Fager. Trainer Nerud Jan H. Bred by Tartan Farms (Fla).

EQUALIZE, never far back while racing well out in the track, finished strongly to wear down SPORT JET. The latter raced outside SUMMITRY while vying for the lead to deep stretch and continued on with good courage. SUMMITRY saved ground while vying for the lead to deep stretch and weakened slightly. BOLTING HOLME dropped back around the turn, then failed to seriously menace with a mild late response. MEGHAN'S DEAL was always outrun.

First COMMENTARY _____



Chapter 30

Quirin's latest book is great!

The 2 Q's

Quirin and Quina destined to
dominate handicapping
literature-1986-87
"Handicapping by Example"

By

William L. Quirin, PhD

HANDICAPPERS OF THE MID-1980s are far better informed and educated than were their counterparts of twenty, even ten, years ago. In 1965, there was very little literature on the subject of Thoroughbred handicapping. By 1975, we had the works of Tom Ainslie, but little else, from which to learn both the basics and the finer points of the game. In the past ten years, however, we have witnessed a literary explosion, with the excellent works of Beyer, Davis, Davidowitz, Jones, Quinn, Scott, Sartin, and others guiding us through the techniques of speed and trip handicapping, the riddles of form and fitness, and the mysteries of class. ^^

With the release of this hardbound, the first Quirin trilogy is now complete. Each of his three major works has filled a void. To the average horseplayer, Handicapping by Example may be perceived as his finest work. It analyzes a variety of racing situations, horse by horse, giving the reader step by step insights into the author's vast store of knowledge gained through his research at Adelphi University and his empirical experience at the track with the elite of the Eastern and Midwestern handicapping fraternity.

I personally think that his three works are complementary and should be read in sequence by every serious handicapper. In his first, Winning at the Races, he leads into the world of statistics, showing us how to do linear and multiple regressions. He gives us vital racing facts, but also shows us how to gather and process our OWN data for maintaining a contemporary reality.

In Handicapping, State of the Art, he offers an advanced look at par times utilizing pace, and his now famous concept of Race Shapes.

Handicapping by Example

Dr. Quirin's step-by-step illustrations of actual races show you how to overcome 41 pitfalls in:

1. The Race Conditions
first-time starters—second starts—two-year-olds—
maidens—three-year-olds—restricted allowance races
2. The Surface Underfoot
grass-bred horses—European imports—track bias on the
grass—races taken off grass—racing in slop
3. The Horse Itself
traps in past performance—improving three-year-olds—
stepping up in class—dropdowns—the muscle-sore
rebound—workout lines, shippers, good and bad trips,
trainers
4. Advanced Topics in Speed Handicapping
Accurate speed figures without delay variants
How to use figures for internal fractions in routes
Toward more comprehensive speed figures

Though he uses fractions and pace ratings in seconds and fifths rather than the precise feet-per-second figures, Quirin's concepts, independently formed, are somewhat parallel to our own, giving us a brilliant and powerful ally where once we were a lone voice in the wilderness.

Chapter 41

"MOST OF THE INTERESTING new handicapping ideas I've come across in the past couple of years have had something to do with pace and its relationship to final time. We will begin this chapter by discussing just three of these ideas.

At Handicapping Expo '84, Howard Sartin spoke of his theory of incremental velocity and energy distribution. He described how individual horses tended to distribute their energy between the pace and stretch portions of a race consistently from race to race. And how the racing surface itself, on any given day, places certain demands on energy distribution that a horse must meet, or face an uphill climb to the winner's circle. Unfortunately, I have had neither the time nor the data base to test Sartin's theories myself. However, I do find them quite fascinating and would recommend that the interested reader take a closer look."

Chapter 41 of Handicapping by Example might well have been entitled Handicapping State of the Art, Part II. It begins with a mention of our energy exertion concepts. Unfortunately it was written before Dr. Quirin had access to our actual data and formulae. He goes on to postulate his own energy ideas, which are reality based and quite accurate within the framework of fractions and arbitrary pace ratings. Readers who take the trouble to understand and apply Chapter 41 will be dangerously close to approximating our success at the mutual windows.

Do not despair, however. If the book sells 50,000 copies, as it deserves to, only about 50 readers will utilize its full potential. This figure is applicable not only to Quirin's work, but to all others who impart great wisdom and insights without a recipe that leads the reader by the hand.

I was flattered quite deeply by Quirin's reference to me as an author rather than a "handicapping expert" as I was billed at Expo 84. To be included in the same sentence with giants like Quirin himself, Andy Beyer, Steve Davidowitz, and James Quinn is an honor I never dreamed of when I was reading their works. My mother would have been delighted. Being elevated to peer status with this distinguished elite must be shared with my PIRCO Charter Associates, without whom our forthcoming ENERGY - Phase V book would still be several years away and the number of consistent winners within our client group would be substantially reduced. Withall, the prime thrust of all our effort is still helping to make ALL of YOU Winners!

R BY PRESCRIPTION ONLY

A STATEMENT OF POLICY

We are not system or method sellers. We do not market handicapping computer software.


We are dedicated to serve a select number of carefully screened clients, numbering no more than 1,000 in all of North America. Our approach is holistic and therapy based. We do not have customers, but rather enter into relationships with clients, so customer satisfaction has no place in our thinking. We are arbitrary and autocratic. When we reach our goal of 1,000 winning clients, our ranks will be closed.

We will not accept monies from you for manuals or software for which we do not think you are ready. Our goal is to make YOU

money, not to make money from you, per se. Our charges are based on a fair profit margin necessary to sustain our ongoing research and development; designed to keep us, and you, at least five years ahead of the field. If you find this attitude unacceptable, we are sorry. Perhaps you will be more comfortable in another environment.

Your doctor will not prescribe certain drugs unless they are specific to a given disorder, your whims notwithstanding. This is precisely the mode we are coming from. The cure for LOSING is WINNING. All of our material is geared to effecting that cure.

Howard G. Sartin, PhD
Founder and Chairman of the Board



This manual was originally written for the Oak Tree seminar in Oct, 1985, and the first 79 pages are filled with the usual seminar nuts and bolts of adjustments, models and programs. It is the last 44 pages, "The Psychology of Winning," that makes this a timeless work, as valuable today as when it was written. Learn how to master yourself and transform yourself into a WINNER.

Recommended for everyone \$25.00

THE FOLLOW UP

MADE IN THE U.S.A.

FACTOR ANALYSIS

PART 1

HOWARD G. SARTIN, Ph.D.

in association with


PIRCO



PARIMUTUEL INFORMATION AND RESEARCH COMPANY


Factor Analysis was our first attempt at making adjustments to races. Since its publication, we've come up with newer methods that are more effective, but this work is still valid and useful. Included with it are 3 hours of audio tape on pace line selection and lifetime Associate membership in PIRCO.

Entire package \$42.00



More than just a guide on how to keep a "Brohamer Model," this book also guides you through using the model to handicap several races with one of America's top handicappers. Each step in the entire model making and handicapping process is carefully presented. Not only what to do, but why to do it. Very highly recommended for beginners and experienced users alike. Includes a set of audio tapes answering questions. (tapes are being prepared now)

Package price \$44.00

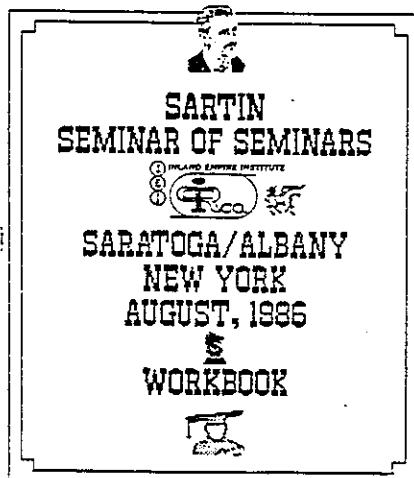


Once you can find the winners reliably, the next step to increased profits is exotic wagering. To win exactas and quinellas, you need to be able to find those place horses. Most people are surprised to learn that the second best horse is not the likely place horse. This book is a series of articles written by Dr. Sartin together with more than a dozen of the best players in PIRCO on various aspects of place horse handicapping. Recommended for advanced users.

Advanced users only \$32.00




Ultra Scan is Dr. Sartin's most monumental work to date, a truly unique approach to handicapping. It is available only to those clients who have demonstrated their mastery of Phase III. (Without that background, Ultra Scan can be dangerous). Please don't feel that Ultra Scan is superior to Phase III just because it's newer. Many of our best players, such as Bob Purdy and Tom Brohamer, have chosen to remain with Phase III. Not a program to be rushed into, it may take a few months to adjust your thinking to this novel handicapping program. Package includes manual, computer program and audio tapes. \$69.00




The Saratoga workbook is by far our most ambitious and complete seminar workbook. Though it didn't start out that way, it grew into the Ultra Scan answers manual, though it is still completely useable by the beginner. Discusses contender selection, pace line selection, adjustments and keeping a model; all fully illustrated by many sample races. 168 pages.

..... \$29.00




Doc and Jim Bradshaw got together to prove once and for all that there is pace in quarter horse racing. This is a complete, stand alone guide to handicapping the quarters. Dozens of people around the country have taken this package and, with no prior knowledge of quarter horses, won right from the start. (I know, I was one of them). All you'll ever need at the quarters. Comes with manual, computer program and audio tapes. (The tapes will be made as soon as we have received enough questions to answer) This package fills a real void.

Complete Q-Scan package \$99.00



Dr. Sartin's elegant, counter-intuitive handicapping procedure that can give you the insight to win those "unwinnable" races. After months of study of his own and other PIRCO members losing races, Doc developed this whole new insight into handling horses coming from the same race and facing each other again today. A must for the advanced and intermediate player.

..... \$29.00



Seminar manuals from Washington D.C (1986) and Chicago (1985). Until now, this was the only place we had to introduce new ideas. Both these are full of good ideas and can help your handicapping.

..... \$20.00 each

Expo 84. Doc put this together for his workshop at Handicappers Expo in 1984. Still a good introduction to the Methodology.

.....\$12.00

All three books ordered at one time.

.....\$45.00

There are some computer programs available by themselves:

CONTENDER-SCAN For those who have trouble isolating the true contenders in a race or who want to take advantage of the automatic meridan pars this program uses, this is the program. It not only gives you the top five horses, it provides complete Phase III readouts. Unless you want to go to the trouble of keeping a daily variant, this is our most advanced Phase III program. Comes with complete operating instructions.

..... \$25.00

COMBO-SCAN An advanced Ultra Scan program especially designed to facilitate making a Brohamer Model. Gives you three sets of Ultra readouts: Computer adjusted, Open adjustment only (to the Ultra standard 56 par or to your own par), and Raw. All with only input. No need to run races several times to determine which method is working best at your track. Available only to

those who have purchased the Ultra Scan package. Comes with complete operation instructions.

.....\$15.00

PARGENERATOR PLUS An automated version of the Ultra Scan Energy Calculator program. Put in several races and it will give you a track profile automatically. A real time saver, it will also give you the true Racing Form variant for the day if you use it. Comes with complete operating instructions.

.....\$20.00

THREE-IN-ONE Still available, but no longer recommended. Combo-Scan is better for most uses. Allows you to use your own pars in Ultra Scan. One interesting feature is that it will calculate a time for the stretch call. Not available on all computers.

..... \$15.00

All of our programs are available on the Sharp (1261-2 and 1350-60), IBM (and clones), Apple II, and Commodore 64. We also have a number of programs for the Radio Shack Color Computer. Simple versions of everything except Combo-Scan are available for the Radio Shack PC-3A (Sharp 1250 A). We also have some old programs kicking around for the PC-2, Timex 1000/2000, TI 994/A, Vic-20 (with 16K mem) and Atari XL. Before you order for any of these last, write first and we'll see what we have in stock. If you own more than one computer, you can get a copy of any of our programs for your second machine for \$12.00.

Audio tapes and copies of classroom materials are being made available from the Workshop series that is being held at the Institute in Beaumont. The first of these is now available, featuring Dr. Sartin and Tom Brohamer going through five races step by step. Tom uses Phase III and the Doc follows with Ultra Scan. Highly recommended for the beginner or anyone wanting to hear two masters at work.

..... \$49.00

Coming in the foreseeable future are a couple of new computer programs that should represent major steps forward for the Methodology. Bob Purdy is finishing up his new program, SYNERGISM which should represent the pinnacle of Phase III development. Able to use your own daily pars or generate its own uncannily accurate adjustments, this program represents the culmination of over a year of work and testing. Ready mid to late 1987.

Dr. Sartin and Jim Bradshaw are putting the finishing touches on ENERGY-PHASE V. This is Doc's first major advance beyond Ultra Scan and demonstrates his commitment to keeping you five years ahead of everyone else in the field. It will be featured at the Las Vegas seminar and should be ready by mid 1987. A complete description and review of both these programs will be highpoints of future issues.

Also planned for 1987 release is the long awaited VARIANT MANUAL. See Letters to the Editor for details. The cost will be approx. \$35.



N' YAARK REPORT

BY BERT MAYNE

The winter racing scene in New York is as exciting as usual this year. In the past couple of weeks, several days racing have been cancelled all over the northeast. Of course, this is only a minor set-back. You just sit back and watch for a change in the track running style brought about by the severe weather patterns and capitalize on it, confident that you have tools that put you far ahead of anyone else at the track. Mutuels have been very nice and profit taking has been relatively easy.

It's been interesting to me that even after some of the cancelled cards, the track came back just the same as always. It sort of points up what the Doc always says about the off-track a heavy rain brings. Unless the rain continues for several days, you often don't see much change in early-late bias. However, what with frozen tracks and snow to consider, there's still plenty of zigs and zags in the Energy profile. That's what the Brohamer Model is all about. It makes fascinating reading to take your model out and go back over the last month or two. I always feel like I'm looking at the growth rings on a tree. Kept each day, your model will speak to you of the vicissitudes of the track over the course of time. Vicissitudes: a great word. Look it up!

Naturally, we don't use the ancient past (say three weeks ago) to handicap today's races, but the stroll down memory lane is gratifying, as you recall the \$38 mutuel in the race with only three real contenders, or the one that beat you but taught you a lesson you've used since to win several times.

As many of you know, I play by OTB since I live so far away from the downstate tracks. This affords me plenty of play but few "insider tip" bits of information. That all right though, because I'm living proof that the track can be profitable for you even when you can't see a toteboard or smell the horsesweat.

One of the great things about working with the Sartin Methodology is that you don't have to be paranoid about what the punters are saying about this or that; you just do your work and cash your tickets. What brings this to mind is the way people talk about Oscar Barrera. Certainly a man who knows how to do a masterful job of matching-up horses with pace opportunities, he is no miracle worker, and no magician. He also has no need of a degree in chemistry. He has his good times and his less good periods, but his victories can, in virtually every single case, be readily explained by the routine application of the Methodology. (Editor's note: see our problem race for this issue).

It seems that some of the better prices at the Inner Dirt track have featured victorious shippers. Again, for the Sartin player there is no reason to be bothered by the things other "experts" worry about when judging shippers. A small bit of labor in adjusting for the track change brings ample reward at the payoff window.

It's snowing outside my window as I write this. It's a Tuesday, and yesterday's card was canceled due to weather. I'll be interested to see that tomorrow brings. Keep your model up to date and your computer dry, and the weather will have no terrors for you.

Cont. p. 60 (really)

IN-DEPTH ANALYSIS OF THE RACING FORM

BY MARION JONES

For the past five months I haven't been spending as much time at the track or race book as I usually do, betting the horses. Instead, I have spent a great deal of time studying the Racing Form and results charts, preparing to do some writing about the races. Much of my success at playing the races comes from my ability to read the past performance charts on each horse in a way that allows me to determine just which horses are capable of running well against today's competition and find a pace line that is truly representative for each contender.

During the past few years, I have occasionally taken time out from betting to study the Racing Form, going over each race as soon as the results charts were available. I would do an in-depth study of the top four horses, trying to find what they had in common and what set them apart. After each six or eight week study period, I would find that my return on investment jumped dramatically.

During the past five months, my intense study has again improved my abilities. Suddenly I'm making fantastic selections. In many races, I narrow the field down to three or even two contenders, yet I almost always have the winner. I began to consider what would happen to the average Sartin client if he suddenly found himself having to add a couple of horses just to get up to five horses in a race. If he could also narrow the competition down to the two or three who can really win the race? How much would this improve their winning percentage and betting success at the race track?

How do you go about making this kind of improvement in your selection process? First, you need to have faith in the information presented in the Racing Form. Not just its accuracy, but you must believe that it is all you need to find winners. When you study the form, you must make the study intense; like falling in love with someone. That person fills your every thought and every desire to the point that you want to get closer to them and learn more about their thoughts, ambitions and personality. You need to form the same relationship with the Racing Form.

When you start on a race, first of all take the time to read and understand the conditions of the race. There is a long list of things that should be going through your mind: what is the distance of the race? Is the race on the main track or the turf course? Is it an allowance, claiming or stakes race; what are their conditions and limitations? Is the race for males or females? Take the time to read and understand the "fine print" that spells out such things as "non-winners of two races since Nov. 1." If it's a claiming race, note not just the claiming price, but what the trainers can do if they enter for a lesser price.

Be conscious of the age of the horses allowed to enter the race. When you start to look at the individual horses, note their age. Many horses running today are eight or nine and well past their prime. You want to carefully check to see just how well the horse fits the conditions of the race.

I take a fast look at where the horse was bred, the trainers name and the weight the horse is being asked to carry. Get the horse's and jockey's names firmly

in your mind. Take a long, hard look at the money earned box. Only now are you ready to look down to the past performance lines. Don't be too hasty, take the time you need if you want to win the races you play. The handicappers aren't entered in a race.

Within the framework of the past performances is a picture of the personality of each horse, and you must take the time to look at it from every point of view. This will give you the winning edge over the casual race goers and most of the other players at the track.

I note and underline every winning effort or good effort. You also need to analyze every trouble line to draw a conclusion as to what effect did the trouble have on the horse's performance in the race. Take into consideration the class of horses in every good or winning effort, and the pattern of good and bad races. Note the date of the last race and the last winning effort. Be sure to check the pace lines that occur just before each win. You are now looking for personality, training patterns, condition and winning cycle.

Check to see if the horse has been claimed, and see how it responded to its new surroundings and trainer. In short, take a look at every line in the past performance chart of each horse. Take your time, there is no hurry. Far too many players concern themselves only with the last two or three past performance lines, leaving many stones unturned. If you want to be a truly excellent player, you have to go further.

It's surprising what you will find out about the entries in a race. You'll soon spot many negatives that point to a horse's

lack of potential or the difficulties the trainer is having getting or keeping the horse in condition. Many times you'll find a perfectly fit animal that is simply in over its head or at the wrong distance. As you look at all the factors presented, you'll find yourself developing an in-depth picture of the race and how each horse fits in.

The elimination process now starts, and many times you'll find you're left with only a few entries that have even a possibility of winning this particular race. All the information you need is right there in the Racing Form: date of last race, current condition of the horse, workouts, class of successful efforts, average purse value, claiming class level, where the horse has been successful and at what distances, is the Jockey competent.

If you're going to make a profit that will justify the time spent, don't hurry through the racing form. You may find yourself using horses in your computer that just don't fit today's race. It is of critical importance that you give each race the diligent and thorough study that it deserves. As a PIRCO Charter member, I have pledged to offer whatever help I can to Dr. Sartin's clients. I hope you have gained some insight into the handicapping process I have evolved through the years that permits me to we a winner. Sharing our skills and knowledge is what PIRCO is all about.

These kinds of races come along nearly every day of the racing week. This is the second race from Saturday, Jan. 24, 1987. There are three horses who deserve serious consideration: Bizeboy, Superb Moment and Blue Ice. Count Geiger's pace lines show a horse with serious problems. A closer look shows that Blue Ice has proven that he can't stay with Bizeboy or Superb Moment. This is what I mean by a professional play. These are the races I wait for.

On this particular day, there were five races that fitted this kind of selection process. One of my two final choices won each of the races. On other days, there may be only one race that can be dissected, so I play one race. On days when nothing fits, I stay home and do some more work on past races.

10 DAILY RACING FORM, SATURDAY, JANUARY 24, 1987

2nd Santa Anita

6 FURLONGS		6 FURLONGS. (1.07%) CLAIMING. Purse \$21,000. 4-year-olds and upward. Weights, 4-year-olds 120 lbs.; older 121 lbs. Non-winners of two races since December 1, allowed 3 lbs.; of a race since then, 5 lbs. Claiming price \$32,000; for each \$2,000 to \$28,000, 1 lb. (Races when entered for \$25,000 or less not considered)	
Bizeboy		Dk. h. or br. h. 5, by Distant Land—Another Lulu, by Majestic Prince	
PEDROZA M A		Br.—Arnold M L (Cal)	
Own.—Tuscan Farms (Lessee)		Tr.—Harper David B	
116		1987 1 1 0 0 \$10,450	
Lifetime 25 5 3 6 \$74,150		1986 15 3 3 4 \$53,250	
18Jan87-1SA	7f :22.1 :45.1 :1:24.3ft	4 118	41 313 24 15 Cordero A Jr 25000 77-19 Bizeboy, Trento, Superb Moment 12
29Nov86-4Hol	7f :22 :45.2 :1:22.3ft	*6-5 116	11 11 133 16 Stevens G L 25000 81-12 Bizeboy, Northern Provider, Yukon's Str 7
11Nov86-3Hol	6f :22.1 :45.4 :1:10.4ft	*8-5 117	1nd 2nd 2nd 33 Pincay L Jr 25000 86-20 Juntura, King Of California, Bizeboy 6
18Oct86-5SA	6f :21.4 :44.4 :1:11 ft	*1 116	1nd 1nd 121 2nd Valenzuela P A 25000 83-20 Grenoble, Bizeboy, Calabonga 9
11Oct86-2SA	6f :21.2 :44.3 :1:10.2ft	4 118	1nd 12 121 321 Valenzuela P A 25000 84-17 Dr. Reality, Gray Pinstripe, Bizeboy 9
11Oct86—Veered in start			
10Sep86-3Dmr	6f :22 :45 :1:09.3ft	*2 121	1 2 5 6103 Valenzuela P A 24000 79-11 Lst Motel, Roll A Nurl, Amzing Courge 6
10Sep86—Broke out, bumped			
31Aug86-3Dmr	6f :22 :45 :1:09.2ft	2 121	1nd 1nd 313 433 Soto S B 24000 87-12 Sure To Fir, Amzing Courge, Ross Ar Rb 7
7Aug86-7Dmr	6f :22.1 :45 :1:15.1ft	*8-5 118	11 12 15 16 Valenzuela P A 25000 86-16 Bizeboy, Good Thought, Willy, Doonsport 6
28Jly86-7Dmr	6f :21.4 :45.1 :1:15 ft	*3 116	11 11 21 333 Solis A 10 25000 83-16 Gry Pinstripe, Most Durnind, Bizeboy 10
28Jly86—Veered in start			
13Apr86-5SA	7f :22.1 :45 :1:22.2ft	3 116	11 11 2nd 23 Solis A 7 24000 87-15 Danczone, Bizeboy, Lord Pancho 9
13Apr86—Veered in sharply, bumped after start			
Jan 14 SA 4f ft :51h		Jan 8 SA 4f ft :48h	
		Jan 3 SA 5f ft :1:01.2h	
		Dec 19 SA 5f ft :1:01h	

Beau's Action

STEVENS G L		Ch. c. 4, by Beau's Eagle—Actionary, by Swoon's Son	
Own.—Traver Mrs G		Br.—Traver Mr—Mrs G (Cal)	
115		Tr.—Cater Riley S	
Lifetime 5 1 0 0 \$7,950		1987 1 0 0 0	
		1986 3 1 0 0 \$7,550	
2Jan87-5SA	6f :21.3 :44.3 :1:10.2ft	18 116	2nd 214 1013 1023 Kaenel J L 11 Aw26000 62-22 Tommy The Hawk, Notoriety, Breu 11
11Jun86-3Hol	6f :23 :47.1 :1:12.3ft	*4-5 110.5	53 2nd 114 113 Black C A 11 32000 81-16 Beau's Action, Mimi Kid, Sharp's Gold 12
24Apr86-1Hol	1 :46.4 :1:12.1 :38.3ft	2 115.5	1nd 2nd 2nd 443 Black C A 1 31000 66-18 Jyenez, Plumb Stright, Bronze Tudor 6
24Apr86—Lugged out			
9Apr86-6SA	6f :21.3 :45.1 :1:10.1ft	3 118	31 313 331 681 McCarron C J 4 31000 78-18 Rinnegato, Marvin's Policy, Mrk Chip 8
21Nov85-6Hol	6f :21.4 :45.4 :1:11.2ft	3 118	63 63 62 521 Pincay L Jr 4 31000 84-14 Hopng TBLcky, Nnt Tm, Splsh Of Wtr 10
Jan 23 SA 3f ft :37.4h		Jan 16 SA 6f ft :1:14.2h	
		Dec 24 SA 6f ft :1:12.4h	
		Dec 15 SA 6f ft :1:12h	

Fleet Albert

SIMPSON B H		Gr. c. 4, by First Albert—Grey Sister, by Iron Ruler	
Own.—Landsburg A		Br.—Hughes Stable (Fla)	
115		Tr.—Cerin Vladimir	
Lifetime 22 1 4 2 \$28,990		1986 16 0 2 2 \$21,265	
		1985 6 1 2 0 \$7,725	
18Dec86-3Hol	1 1/2 :46.3 :1:11.2 :1:44.4ft	5 116	43 33 713 717 Simpson B H 7 40000 68-17 Cojak Man, I Love Racing, Tellapace 7
18Dec86—Lugged out, wide			
19Nov86-4Hol	1 :46.2 :1:11.2 :1:37.1ft	52 116	52 31 32 23 Solis A 1 32000 76-14 I Love Racing, Fleet Albert, Leewrd Pirt 7
15Nov86—Crowded 3/8 turn			
26Oct86-1SA	6f :21.3 :45 :1:11 ft	19 116	108 106 52 313 Solis A 3 32000 82-16 Sebeuan, End Play, Fleet Albert 12
26Oct86—Steadied start			
13Oct86-3SA	6f :22 :45.3 :1:11 ft	5 116	62 52-35 453 Soto S B 6 40000 77-19 Wtch'n Win, End Ply, Mischievous Mtl 6
13Oct86—Wide final 3/8			
5Oct86-3SA	6f :21.2 :44.1 :1:10.2ft	13 116	52 41 42 443 Soto S B 3 32000 81-15 Sprb Momnt, Hmng Angl, Eghty Blw Zr 9
5Oct86—Drifted out, wide into stretch			
14Sep86-10Pom	6f :21.3 :45 :1:16.2ft	19 112	86 611 68 553 Castanon AL 1 Aw25000 92-08 Tuono, Growler Sandue, Bold Decree 9
15Aug86-3Dmr	6f :21.4 :45.2 :1:09.3ft	7 116	117 103 64 553 Ortega L E 7 40000 84-12 Frcoz Sprb Momnt, Mybrry's Midnss 12
3Aug86-2Dmr	6f :21.4 :45 :1:09.3ft	*2 117	55 65 68 7103 Pincay L Jr 4 50000 80-10 Urban Cowby, Eghty Blw Zr, Tmthy Dy 10
3Aug86—Bumped, steadied at 5 1/2			
5Jly86-1Hol	6f :22.1 :45.4 :1:11 ft	9 116	54 32 31 2nd Soto S B 6 50000 89-18 Exuberant's Imge, Fleet Albert, End Ply 7
26Jun86-1Hol	6f :22 :45 :1:09.4ft	18 114	86 77 67 57 5 Castanon A L 7 57500 88-12 J. R. Johnson, Totality, Rinnegato 8
26Jun86—Bumped start			
Jan 20 SA 4f ft :48h		Jan 14 SA 5f ft :1:00.3h	
		Dec 15 SA 3f ft :34.2h	
		Dec 10 SA 5f ft :1:02h	

French's Luck ***PINCAY L JR**

Own.—A H Enterprises

116

B. g. 2, by Run of Luck—French Relations, by Rivet

Br.—Burch Aubrey (Cal)

Tr.—Greenman Walter

\$32,000

1987 1 0 0 0

1986 19 2 6 4

Turf 27 6 3 8

\$128,760

3Jan87-8BM	6f	:22.3	:45.2	1:10.1sy	*3-2	115	54	56	64	64	Baze R A3	50000	83-23	Verboten, Cari JiliHajji, Dnnaskra 6	
31Oct86-8BM	5f	:22.2	:45.3	1:04 ft		113	54	75	67	65	Chapman TM2	Aw20000	86-21	Holy Rascal, Cardell, Teddy Naturally 9	
10Oct86-8BM	7f	:23.2	:47.1	1:30 fm		115	11	1nd	21	33	Castaneda M1	Aw20000	91-06	Perfe Trvl, NwAttrction, Frnch's Luck 6	
21Sep86-8BM	6f	:22.1	:44.4	1:08.4ft		115	2nd	41	64	76	Cstned M5	Fall Fstvl H	88-18	Sir Mcmillan, Americn Lgion, Ondrty 8	
21Sep86	Steadied 1/4														
6Sep86-3Dmr	6f	:21.3	:44.2	1:08.2ft		107.5	31	33	33	2nd	Black C A5	70000	96-12	DonnrPrty, Frnch's Luck, MchFnGold 6	
6Sep86	Checked start; lugged out 3/8, lost whip late														
17Aug86-3Dmr	6f	:22	:45	1:09.2ft		117	21	2nd	2nd	2nd	Baze R A3	62500	91-16	Infantrymn, Frnch's Luck, Urban Cowboy 8	
26Jly86-11SR	6f	:21.2	:43.4	1:08.1ft		115	69	69	53	23	Mena F1	E Finley H	100-08	AppellingToYou, French's Luck, Crdlf 6	
15Jun86-10GG	1 1/4	:49.1	1:13	1:43.2fm		114	1	1nd	31	64	Castaneda M1	@Hcp0	81-14	GryMssl, RockDncrII, YellowRckRod 6	
1Jun86-6GG	1	:46.3	1:10.4	1:36.4fm		116	11	11	12	1nk	Castaneda M5	Aw22000	83-16	Frnch's Luck, Kingsbury, RockDncrII 7	
24May86-8GG	1 1/4	:47	1:11	1:42 fm		114	31	69	64	64	OrnAL1	@Hcp0	Inv H	80-15	RetnLedr, PrincDon8, NwAttrction 7
Jan 21 BM	3 ft	:58.1													
Dec 28 BM	5 ft	1:01.4													
Dec 15 BM	5 ft	1:00.4													
Dec 9 BM	3 ft	:37.4													

Get Along Paisano**MCHARGUE D G**

Own.—Los Paisanos Stable

117

Ch. g. 4, by Universal—Jude Room, by Racing Room

Br.—Los Paisanos Stable (Cal)

Tr.—Leuschner Charles O

\$32,000

1986 15 1 2 4

1985 1 M 0 0

\$20,600

28Dec86-SSA	1 1/4	:46.2	1:10.4	1:43.1	ft		116	44	99	817	918	Pedroza MA3	Aw28000	66-14	ReEnter, Card's Please, Inherent Kal 10
28Dec86	—	Lugged out final 3/8													
19Dec86-4Hol	6f	:22.3	:46.3	1:11.1	ft		120	1nd	2nd	13	15	Black C A11	@M32000	87-17	GetAlongPaisno, VriBeu, PinoPlyer 11
10Dec86-2Hol	6f	:22.4	:46.2	1:11.3	ft		120	11	34	38	36	Pedroza MA3	@M32000	79-20	OutCross, VariBeu, GetAlongPaisno 12
20Nov86-4Hol	6f	:22.2	:46.1	1:11	ft	*2-3	120	2nd	11	2nd	22	Pincay L Jr1	@M32000	86-16	SaroStr, GetAlongPaisno, Kim's Gold 11
9Nov86-2Hol	6f	:22.1	:46.1	1:11.2	ft	*3-2	120	41	42	41	31	Pedroza M A4	@M32000	84-16	GorgSiptHr, OlCross, GLAlongPaisno 10
9Nov86	—	Veered in break													
30Oct86-2SA	6f	:21.2	:44.2	1:16.2	ft	*2	117	32	21	2nd	35	Pedroza MA6	@M32000	82-18	StckyTrgr, SlidsByThr, GLAlongPsn 12
19Oct86-2SA	6f	:21.3	:44.3	1:10.4	ft		118	2nd	1	12	2nk	Pedroza M A1	@M32000	84-18	Intivnss, GLAlongPaisno, MntnTClrk 12
15Oct86-2SA	6f	:21.4	:45	1:10.1	ft		118	42	45	47	47	Pedroza M A4	@M32000	80-18	NtveRelity, MontnTClrk, RisAHlo 12
15Oct86	—	Lugged in backstretch													
31Aug86-6Dmr	1 1/4	:45.2	1:10.2	1:42.3	ft		117	2nd	53	817	1022	Campas R10	Mdn	64-12	It'sNotMyJob, JckMcCy, Ambssdri 11
23Aug86-6Dmr	6f	:22	:45.1	1:09	ft		117	23	21	34	810	Pincay L Jr5	Mdn	83-10	Granito, Daniell, Extranix 12
Jan 23 SA	3 ft	:36	h												
Jan 19 SA	6 ft	1:14.2	h												
Jan 8 SA	7 ft	1:31	h												
Nov 30 SA	4 ft	:48	h												

Count Geiger ***FERNANDEZ A L**

Own.—Efter R L

116

Dk. h. or br. h. 6, by Bold Bidder—Lady Leallah, by Sir Ivor

Br.—Firman Mrs Pamela H (Ky)

Tr.—Paw Karl

\$32,000

1987 1 0 0 0

1986 5 0 2 0

\$10,300

17Jan87-2SA	6f	:21.4	:45	1:10.3	ft		116	65	77	76	89	Valenzuela R A4	40000	76-18	Ondarty, Romaxe, Rivets Factor 11
17Jan87	—	Rough start; came in, bumped, took up 3/8													
31Dec86-SSA	6f	:22	:45.3	1:17.2	ft		116	43	1nd	21	64	Fernandez AL12	40000	78-20	Watch'n Win, Angle Arc, Ijol 12
13Apr86-3SA	6f	:21.4	:44.4	1:16.4	ft		117	31	1nd	2nd	22	Pincay L Jr1	@M32000	84	Paskanell, Count Geiger, Timlin 12
21Mar86-7SA	6f	:21.2	:44	1:09.2	ft		117	85	87	64	54	Pincay L Jr5	40000	88-15	KingOfCliform, Cryptrch, Menswer 12
31Jan86-SSA	6f	:22.1	:45.4	1:18.3	sy	*2	117	3nk	1	22	22	Pincay L Jr6	Aw28000	75-29	Amnothbrothr, ContGgr, VrgnTrvtr 6
31Jan86	—	Wide into turn													
8Jan86-SSA	6f	:21	:43.3	1:15	fm	*2	117	89	812	810	79	Pincay L Jr3	Aw28000	75-17	All Hands OnDeck, BlueRazor, Har'ni 8
13Dec85-8H6l	1 1/4	:49.2	1:13.2	1:43.1	fm		116	1nd	1nd	1nd	43	McCarron CJ5	Aw27000	—	Rivlia, Barland, Faridpour 8
13Dec85	—	Bumped start; wide into drive													
20Dec85-2Hol	7f	:22	:44.2	1:21.1	ft		122	43	54	67	510	Pincay L Jr3	Aw22000	87-12	Crcksmn, PrideOfOurs, UltimatePisur 9
7Nov85-SSA	6f	:21.4	:44.4	1:15.4	fm	*1	116	44	44	31	1nk	Pincay L Jr7	Aw25000	80-20	CountGeiger, MyGallntGme, QuipStr 9
7Nov85	—	Bumped 3/8													
29Mar85-6SA	1 1/4	:47.3	1:14.1	1:43.2	fm	*3-5	118	11	1	11	11	Pincay L Jr5	Mdn	59-31	Count Geiger, Kinetic, Adclfo 9
Jan 12 SA	4 ft	:47.4	h												
Dec 18 SA	4 ft	:48	h												
Dec 19 SA	6 ft	1:14.1	h												
Dec 12 SA	5 ft	:59.4	h												

Camilla's Boy*KAENEL J L**

Own.—Cyzer C A

115

Dk. h. or br. g. 4, by Faraway Times—Garnette Rose, by Floribunda

Br.—Carr W H (Ire)

Tr.—Jury Ian

\$32,000

1986 6 0 0 2

1985 12 1 3 0

\$7,582

14Apr86-5Hol	6f	:22.4	:46.4	1:11.3ft	17	116	64	97	97	912	Kaenel J L6	40000	73-14	CleverCoin, ExitedBubble, TrinityHll 9	
18Apr86-6GG	6f	:22.2	:46	1:11.3ft	20	113	1nd	2nd	21	32	Lamance C5	Aw18000	78-22	RoyalAlloy, MacrthurFce, Cmill'sBoy 8	
12Apr86-1SA	6f	:21.3	:44.3	1:17.2ft	23	116	42	33	42	42	Kaenel J L3	50000	81-19	Clever Coin, ManyRoads, IrmaBullet 8	
4Apr86-6GG	6f	:22	:45.2	1:11.4ft	6	113	52	52	53	32	Lamance C7	Aw17000	78-27	TrojnTrick, Monty'sPrinc, Cmill'sBoy 7	
4Apr86	Lugged in badly														
27Feb86-8SA	a6/4f	:22	:45.2	1:16.1fm	54	114	2nd	31	10	110	Lipham T10	Aw40000	63-22	RomnMgestrite, MoocgteMn, Delpr 10	
14Feb86-8SA	1	:45.4	1:11	1:36.3ft	72	114	11	1	75	88	Solis A3	Aw28000	76-16	Big Play, Bugarian, Menevazze 10	
7Dec85-4Hol	6f	:22	:45	1:10.3ft	56	109.5	53	75	67	611	Pfau R1	Aw20000	80-12	MjesticIsnd, PrssOn, TommyThHwk 8	
7Dec85	Broke slowly														
24Oct85-5Newbury(Eng)	a7/4f	1:32.1	gd	59	126	12	WighmM			Hrrs Hill(Gr3)	CelticHeir, HollowHand, HelloErnni	12			
12Oct85-4Aston(Eng)	5f	1:01.2	gd	33	126	8	WighmM			Cnwills(Gr3)	Hallgate, Fayruz, Marouble	13			
21Aug85-6York(Eng)	5f	1:00	gd	20	123	12	ThmsnM			Prnc o Wales	Hallgate, Welsh Note, Atall Atall	12			
Dec 27 GD	tr 1 ft	:59.4	h				19 GD			tr 1 ft	:35.4	h			

Urbana Cowboy**STEVENS S A****115**

Ch. g. 4, by Raja Baba—Dancing Hestess, by Sword Dancer

Br.—Warner M L (Ky)

1987 1 0 0 0 \$525

Tr.—Lewis Craig A

\$32,000

1986 17 2 2 2 \$34,175

Lifetime 22-4 3 3 \$48,590

Turf 2 0 0 1 \$2,025

9Jan87-SSA	6f :22 :46 1:12 1st	33 115	99 87 86 55 1	Stevens S A 5	32000	71-26	Roses Are Reb, Romaxe, Bruli's Ante	9
9Jan87	—Stumbled start; very wide into stretch							
31Dec86-SSA	6f :22 :45 1:17 2ft	8 114	94 85 85 86	Cordero A Jr 10	40000	77-20	Watch'n Win, Angle Arc, Idol	12
31Dec86	—Checked late							
10Dec86-3Hol	1 :45 1:10 1:37 1ft	8 116	42 54 65 66	Pedroza M A 7	50000	71-20	Sebucan, Agitate's Pride, Alibi Ike	7
26Nov86-3Hol	1 :45 1:10 1:35 3ft	12 116	42 34 37 56 1	Soto S B 3	62500	79-20	Bright Tom, Mischievous Mtt, Inhrnt KI	8
26Nov86	—Bumped 1/2, checked							
24Oct86-7SA	1 1/4 :46 1:10 1:43 ft	9 112	34 41 54 68 1	Hawley S 1	62500	80-20	Rising Chum, Olajuwon, Dark Accent	8
12Oct86-SSA	6f :21 :44 1:13 4fm	41 114	85 65 67 59 1	Soto S B 9	Aw33000	80-12	Prince Sky, My Gallant Game, Bruiser	12
12Oct86	—Wide into stretch							
27Sep86-11Poma 1 1/4	:46 1:12 1:49 2ft	11 114	65 64 68 78 1	Stevens S A 9	Pom Dby	92-10	Ack Ack Hr, Cro's Hollywd, Qck Twst	10
27Sep86	—Run in divisions							
20Sep86-11Pom	1 1/4 :45 1:10 1:44 ft	15 115	10 17 917 813 53 1	Cstnn AL 8	@Derby Trl	87-09	Bold Brvll, Rfi's Dncr, J.R. Johnson	10
20Sep86	—Bumped, wide 3/8							
8Sep86-3Dmr	6f :21 :45 1:09 ft	9-5 116	78 59 34 23	Shoemaker W 1	62500	90-14	Notoriety, Urbn Cowboy, Bolger Mgc	9
17Aug86-3Dmr	6f :22 :45 1:09 2ft	5 114	64 53 42 32	Shoemaker W 6	62500	83-16	Infntymn, Frnch's Lck, Urbn Cowboy	8
17Aug86	—Rough start							
9Jan 19 SA	4 ft :58 h							

Superb Moment**SIBILLE R****115**

B. g. 4, by Timeless Moment—Distant Rose, by Distant Day

Br.—Walden & Benjamin III (Ky)

1987 1 0 0 1 \$2,850

Tr.—Harper David B

\$32,000

1986 7 3 1 1 \$33,300

Lifetime 8 3 1 2 \$36,150

18Jan87-1SA	7f :22 :45 1:24 3ft	7 117	13 1st 13 31	Black C A 6	25000	75-19	Bizeboy, Trento, Superb Moment	12
8Nov86-4Hol	6f :22 :45 1:10 1ft	2 119	31 23 13 13	Sibille R 3	25000	85-13	Sprb Mmnt, Grdns Cmmnd, Fr B Jns	11
8Nov86	—Crowded, steadied near 1/4							
5Oct86-3SA	6f :21 :44 1:10 1ft	2 116	41 31 3 3 12 1	Sibille R 2	32000	85-15	Sprb Momnt, Hmng Angl, Eghty Blw Zr	9
5Oct86	—Broke slowly; bumped at 1/8							
15Aug86-3Dmr	6f :21 :45 1:09 1ft	5 116	5 2nd 1 1 2 2 1	Sibille R 10	40000	87-12	Frcoz, Sprb Momnt, Mybrry's Mdnss	12
15Aug86	—Wide 3/8 turn							
25Jly86-3Dmr	6f :22 :45 1:17 ft	2 116	11 1 1 3 3 3 3	Solis A 6	40000	87-18	Trinty Hll, Wld Pursul, Suprb Momnt	12
23Jun86-7Hol	7f :21 :44 1:21 4ft	23 111	13 11 88 817 1	Solis A 1	Aw19000	78-10	Slyly Gifted, In Toto, Noticiero	8
17Apr86-7SA	6f :21 :45 1:10 1ft	15 120	42 22 69 718 1	Meza R Q 2	Aw24000	68-22	Grvting, Full Chrm, Follow the Dncr	7
17Apr86	—Broke slowly							
16Mar86-4SA	6f :21 :46 1:12 4ft	9-5 118	1 1 12 12 1	McCarron C J 4	Mdn	74-24	Suprb Momnt, Kni Dncr, Glimrng Ntv	6
Jan 14 SA	4 ft :47 h							
Jan 3 SA	5 ft :42 h							
Dec 28 SA	5 ft :41 h							
Dec 18 SA	5 ft :40 h							

Blue Ice**ORTEGA L E****113**

B. c. 4, by Icecapade—Blue Chip Lu, by Tudor Grey.

Br.—Fisher Susan B (Ky)

1986 11 2 5 1 \$28,700

Tr.—Dunn Larry

\$28,000

1985 0 M 0 0

Lifetime 11 2 5 1 \$28,700

27Dec86-2SA	6f :21 :44 1:16 4ft	3 116	21 21 1 2 1 1	Ortega L E 3	25000	85-19	Doonsport, Blue Ice, Exalted Bubble	10
27Dec86	—Broke slowly							
17Dec86-8Hol	6f :22 :45 1:11 1ft	20 114	2nd 3 1 3 1 6 5 1	Ortega L E 3	Aw22000	81-22	Mschvos Mtt, Tommy Th Hwk, Noftry	8
8Nov86-4Hol	6f :22 :45 1:10 4ft	3 116	2 31 46 710 1	Ortega L E 1	25000	78-13	Sprb Mmnt, Grdns Cmmnd, Fr B Jns	11
29Oct86-3SA	6f :21 :44 1:16 4ft	2 118	1 12 13 1 13	Ortega L E 7	20000	86-17	Blue Ice, Gran Pierre, Dennis D.	9
29Oct86	—Bumped start							
16Oct86-SSA	6f :21 :44 1:17 1ft	9-5 118	1 1 1st 2nd 2 1 1	Ortega L E 5	25000	82-19	Lans Manus, Blue Ice, Black Cross	11
16Oct86	—Bobbled at start, lugged out							
5Oct86-3SA	6f :21 :44 1:10 2ft	5 118	31 65 76 66 1	Ortega L E 5	32000	79-15	Sprb Momnt, Hmng Angl, Eghty Blw Zr	9
23Aug86-4Dmr	6f :21 :45 1:10 2ft	1 117	21 1st 14 13	Ortega L E 10	M32000	68-18	Blue Ice, Mgc Fiddle, Mntl Bnk Rturn	12
13Aug86-2Dmr	6f :21 :45 1:10 1ft	2 116	41 31 2 1 2 2 1	Ortega L E 5	M32000	84-15	Brand Image, Blue Ice, Shucinto	12
13Aug86	—Bumped, steadied start; lugged out							
18Jly86-1Hol	6f :22 :45 1:10 4ft	9-5 114	1 1 2nd 2 1 2 2 1	Ortega L E 5	M32000	87-14	Harper's Ridge, Blue Ice, Brand Image	8
18Jly86	—Lugged out late							
22Jun86-2Hol	6f :22 :46 1:10 3ft	2 114	1st 2nd 2 1 3 3 5	Ortega L E 3	M50000	86-08	Highest Script, Fbulous Sound, Blue Ice	10
22Jun86	—Lugged out drive							
Jan 17 SA	4 ft :58 h							
Dec 10 SA	1 ft :44 h							
Dec 2 SA	5 ft :41 h							
Nov 24 SA	5 ft :40 h							

6209 —SECOND RACE. 6 furlongs. Purse \$21,000. Four year olds and up.
Claiming Price \$32,000-\$28,000. Time :21 3/5, :45, :57 3/5, 1:10 3/5.

Index	Horse	Wt	PP	St	%	1/4	1/2	3/4	Str.	Fin.	Jockey	Odds-1
6163	Superb Moment	115	9	1	3rd	2-2	2-3 1/4	1-1 1/4	Sibille	4.00		
6163	Bizeboy	116	1	2	1-1 1/4	1-1 1/4	1-1 1/4	2-4 1/4	Meza	4.30		
5291	Fuel Albert	116	3	10	6th	6-1/2	4th	3-1/2	Simpson	16.10		
6155	Court Geiger	116	6	6	7th	7-1/2	5-1	4-2 1/2	Fernandez	12.10		
6023	Get Along Pissano	117	5	4	2nd	4-1 1/4	3-2	5-1 1/4	McIntyre	31.90		
6104	Urbana Cowboy	115	8	8	10	8-1	6-1/2	6th	Stevens	19.40		
3354	French's Luck	117	4	9	8-1/2	9-2 1/2	7-2	Pinoy Jr	2.60			
6011	Blue Ice	113	10	5	5-1	3-1/2	7-1	8-1 1/4	Ortega	5.90		
6059	Beau's Action	115	2	3	4-1/2	5th	8-1/2	9th	Stevens	5.40		
2140	Camille's Boy	116	7	7	9-1 1/4	10	10	10	Kamel	81.80		

Paid — 10.00 4.60 3.60 5.00 4.40 6.00 \$2 Daily Double (9-9) paid \$40.80. Winner — b.p.83
 Timeless Moment-Distant Rose. Trainer — David B Harper. Owner — Select Racing Stable.
 Mutual Pool \$501,294. Daily Double Pool \$462,560. Scratched — Cabrienne, Time To Smoke, Many Glaciers, Special Run.

ANALYSIS OF A



PROBLEM

RACE

Each issue we will have as a regular feature the analysis of a race by either Dr. Sartin or one of the PIRCO Charter members. Who better to lead off than the Hat himself, Jim Bradshaw. Jim is as good as they come. Believe me, sitting next to him in a race book can be a humbling experience.

You'll find two copies of the race. One is unmarked, exactly as it appeared in the Form. We suggest that you try to work the race, using only this unmarked set of past performance charts before you read on and see how the expert handled the race. You'll learn a lot more that way. Remember, you can't peek ahead at the track, so give it your best shot. The second copy of the race has Jim's contenders and pace lines marked. Jim hates to make a mark on his Form, so I'll put them in when he isn't looking.

If you would like us to analyze a race that you had trouble with, send us an unmarked copy of the Racing Form, together with the results chart of the race (yes, I know this may mean you have to buy an extra copy of the Racing Form.) We'll tackle the toughest race each issue.

Now let's listen to a little Oklahoma wisdom from under the Hat.

Most of the individuals I talk with that are having problems with the Methodology are basically the same. Everyone will admit they are not able to win, but when you tell them they are not getting the true contenders or the proper pace lines, they become offended. They'll say: "I have the winner in the top five 85% of the time." My answer to this is "Big Deal." Anyone who has the true top five contenders and the proper pace lines would hit the 70%+ goal they are reaching for.

The greatest problem they have is how and when to make adjustments. One of the first things they do when they start working a race is worry about making adjustments, and usually they make adjustments whether the race needs adjusting or not. Armed with their

Stage Native

Own.—Hofmann Mrs P B

118

Dk. b. or br. f. 3, by Gold Stage—Aggressive Native, by In Reality

Br.—Hofmann Georgia E (Fla)

1986 2 1 1 0

\$2,700

Tr.—Curtis William Jr

1985 0 M 0 0

Lifetime 2 1 1 0 \$2,700

19Sep86-6Med 6f :23 :464 1:113ft *3 118 1st 15 16 16½ Edwards J W3 @Mdn 84-17 StageNative,LeSireneuse,CoolQueen 12
 25Aug86-10Mth 6f :22 :462 1:122ft 11 115 1113 972 54½ 2nd Edwards J W3 @M18000 78-18 HapiCley,StageNative,RunSnnRun 11
 25Aug86—Slow st.
 @Sep 18 Mth 3f :35h @Sep 13 Mth 6f :1:43h Sep 7 Mth 3f :38h Aug 28 Mth 5f :1:02h by

Unattended Date

Own.—Warfield T

113

B. f. 3, by Far North—Chaperone Rogue, by Hail to Reason

Br.—Welcome Farm (Pa)

1986 7 1 0 0

\$13,800

Tr.—Zito Nicholas P

1985 5 M 0 1

\$2,700

Lifetime 12 1 0 1 \$16,500

Turf 4 0 0 0

20Sep86-3Bel 1½ :463 1:111 1:43 ft 36 10610 13 53 718 718 Clayton C5 @Aw25000 69-20 SoloEnergy,DncingDnzig,Grensboro 7
 30Aug86-4Bel 1 :464 1:12 1:37 ft 19 114 11 66 612 620½ CordroA Jr @Aw25000 59-14 NowYorTpttn,Tyrl'sFlwr,WthrWtch 6
 24Aug86-6Sar 1½ :473 1:131 1:43fm 69 112 129 1010 912 910½ RomeroRP6 @Aw25000 69-23 Rinaldi, CurrentAllure,EveningBid 12
 10Aug86-7Sar 1½ :471 1:382 1:181gd 34 112 21½ 812 914 928½ GuerrWA10 @Aw25000 48-25 Chehana, Treasure Map, Festivity 10
 13Jly86-5Bel 1½ :50 2:053 2:184m 6 116 1½ 13 17 18½ Guerra W A4 @Mdn 86-15 UntdndDt,DncAndForAll,MssShrJly 5
 22Jun86-4Bel 7f :22 :454 1:252ft 68 121 85½ 811 773 85½ Guerra W A5 @Mdn 70-19 Bold Prima,SaltInMyStew,Festivity 9
 15Jun86-9Bel 7f :23 :464 1:253ft 61 1095 84½ 89½ 714 713½ Decario C P3 @Mdn 80-21 CatchaMovingStr,BoldPrim,Smores 9
 22Sep86-3Bel 1½ :463 1:113 1:43fm 7 117 106 812 67½ 612½ Samyn J L4 @Mdn 66-17 Minstress,Bedloe'sLady,FastDncr 11
 Sep 14 Bel 5f :1:04h Sep 7 Bel 4f :49h Aug 28 Sar 3f :46h Aug 4 Sar 3f :1:04h

Sweet Sound

Own.—Equivest Stable

117

B. f. 4, by Nasty And Bold—Rafter's Ring, by Delta Judge

Br.—Arcady Stable (Ky)

1986 9 1 1 3

\$26,480

Tr.—Minton Jeffrey T

1985 8 1 2 1

\$28,480

Lifetime 21 2 3 6 \$38,740

Turf 1 0 0 0

17Sep86-3Bel 6f :22 :451 1:102ft 22 117 810 811 812 810½ Skinner K4 @Aw24000 80-17 Bishop's Delight, Falsify, NewDawn 8
 18Apr86-2Aqu 7f :23 :472 1:25 ft 31 113 1½ 11½ 14 13 Skinner K7 @45000 76-18 SweetSound,JacquesPride,Athabsc 7
 4Apr86-5Aqu 1 :464 1:114 1:38ft 6 115 1½ 11 12½ 23 Skinner K5 @32500 71-26 ProudestBbe,SweetSound,HrimQun 9
 18Mar86-7Aqu 7f :23 :471 1:254gd 31 117 84½ 42½ 63½ 55½ Skinner K2 @Aw24000 66-24 Deaconess,DanceHillMiss,Mgdlene 10
 6Mar86-7Aqu 6f :22 :46 1:13 ft 33 117 109 1010 76½ 32½ Skinner K4 @Aw24000 76-31 Tenatell, PleaseReply,SweetSound 11
 14Feb86-5Aqu 6f :23 :464 1:134ft 4 117 32 48½ 47 45 SantagatN3 @Aw24000 70-31 Romeo's Mistress,Tull,K'sSolution 7
 6Feb86-7Aqu 6f :22 :463 1:122gd 19 117 65½ 43 42½ 32 SantagatN1 @Aw24000 80-16 HulZone,Bonnie'sPoker,SweetSound 6
 25Jun86-1Aqu 6f :23 :462 1:12 ft 9 117 42½ 53½ 512 615½ SantagatN6 @Aw24000 69-21 BabyChris,NovemberRose,Maganda 6
 Sep 25 Aqu 3f :37h by Sep 13 Aqu 4f :49h Aug 27 Aqu 4f :47h Aug 18 Aqu 4f :1:15h (d)

Lay Claim

Own.—Phipps O M

113

B. f. 3, by Mr Prospector—Resolver, by Reviewer

Br.—Phipps O M (Ky)

1986 5 1 1 1

\$13,440

Tr.—McGaughey Claude III

1985 8 M 0 0

Lifetime 5 1 1 1 \$13,440

25Jun86-3CD 1½ :48 1:131 1:444ft *2 113 33 21½ 32 34½ Perret C2 @Aw16700 79-16 SongUnsung,CoaxMeMolly,LyClim 6
 13Jun86-4CD 1½ :481 1:133 1:461ft 3 121 21½ 3rd 2½ 21½ Day P4 @Aw15620 76-12 TemperedRomnc,LyClim,SuprbDwn 7
 28Apr86-7CD 1 :471 1:121 1:372ft 11 121 52½ 51½ 45 45½ Allen K K4 @Aw15620 76-15 Recycled,Footloos'NFncy,Mrs.Bton 9
 28Apr86-10CD 1 :471 1:134 1:384ft 5 111 2nd 1st 1st 1st Allen K K3 @Mdn 75-14 LayClim,MjestucFire,RegentRonny 12
 17Apr86-4Kee 5½ :23 :46 1:202ft 22 120 89 56 75½ 54½ Allen K K4 @Mdn 67-23 Lemhi Love,That's MyHon,RitaH. 12
 Sep 13 Bel 4f :54h by Sep 12 Bel 4f :58h Sep 5 Bel 4f :47h Aug 16 Sar 3f :52h

Unlimited Account

Own.—McKibbin O A

117

Ch. f. 4, by Private Account—Highest, by Majestic Prince

Br.—Mereworth Farm (Ky)

1986 16 1 2 2

\$32,930

Tr.—DiMauro Stephen

1985 4 M 0 1

\$5,280

Lifetime 20 1 2 3 \$38,210

Turf 2 0 0 0

7Sep86-7Bel 7f :22 :45 1:212ft 13 117 814 814 818 721 LovatoF Jr3 @Aw24000 74-14 Wisla,DncingDnzig,Bishop'sDelight 8
 28Aug86-7Bel 6f :22 :451 1:092m 14 117 912 711 69 33 LovatoF Jr1 @Aw24000 82-16 LeftCourt,Flsify,UnlimitedAccount 9
 17Aug86-5Sar 7f :22 :451 1:22 m 8½ 117 614 612 610 411 Davis R G6 @Aw24000 81-11 Funistrd,Grensboro,ShootingScnd 6
 27Jly86-9Bel 7f :22 :452 1:251sy 9½ 117 812 88½ 32½ 43½ Davis R G4 @Aw24000 72-25 HghIndSngh,SintSorrow,Dmonstrtn 8
 5Jly86-3Bel 7f :23 :464 1:24 ft 13 117 99½ 610 36½ 23½ Davis R G4 @Aw24000 79-15 Pasampsi,UnlimitedAccount,Mourn 9
 15Jly86-9Bel 7f :23 :463 1:252ft 16 117 52½ 55 45½ 43½ Davis R G4 @Aw24000 71-21 Give A Toast, DearEffie,DearlyBred 5
 2Jun86-3Bel 1 :474 1:123 1:364ft 11 117 55 57½ 58½ 513½ Davis R G4 @Aw25000 68-12 StrikeABalnce,Tyler'sFlower,Kitoni 6
 24May86-1Bel 7f :22 :454 1:221ft 35 119 67½ 57½ 51½ 31½ Davis R G4 @Aw24000 79-12 BomAndBst,Sly'sHrn,UnlmtdAcct 6
 Sep 22 Bel 4f :49h by Sep 16 Bel 4f :49h Aug 23 Sar 4f :47h

Grotona

Own.—Barrera O S

113

Dk. b. or br. f. 3, by Groton—Shana Faire, by Sunstruck

Br.—ForestRetreatFarmsInc&Sedco (Ky)

1986 17 4 5 3

\$65,880

Tr.—Barrera Oscar S

1985 9 1 0 1

\$7,815

Lifetime 26 5 5 4 \$73,635

Entered 27Sep86-2 BEL
 24Sep86-9Bel 6f :22 :46 1:104ft 3 116 33½ 24 31 34 Migliore R4 @c35000 84-16 Spiriting, Cherokee Chill, Grotona 11
 6Sep86-1Bel 1 :462 1:114 1:353gd 31 112 2nd 2nd 57 614 Migliore R5 @70000 73-10 Pasampsi, SoftRuffles,MatchSpeed 6
 27Jly86-9Bel 7f :22 :452 1:251sy 31 112 32½ 67 812 815½ Migliore R6 @Aw24000 60-25 HghIndSngh,SintSorrow,Dmonstrtn 8
 16Jly86-1Bel 6f :22 :454 1:104ft *3-5 112 11 13 16 19½ Migliore R1 @45000 88-17 Groton,Triumph'sGlory,MusioOfLov 7
 7Jly86-5Bel 6f :22 :463 1:174ft *2 116 1st 1st 12½ 13½ Migliore R4 @32500 87-12 Groton,SucyN'Cissy,Tromph'sGlory 7
 27Jun86-2Bel 7f :22 :461 1:243ft 31 112 22 2½ 11 1no Migliore R2 @30000 79-17 Groton,RoylTntrum,ForeverSpecil 9
 5Jun86-2Bel 6f :23 :464 1:113ft *2 116 2nd 14 11½ 21½ Guerra W A6 @35000 83-17 ForeverSpecil,Groton,JustGorgous 12
 26May86-4Bel 6f :22 :453 1:174ft 41 112 2½ 2nd 1½ 22 Guerra W A6 @45000 85-11 SugarPieHoneybun,Groton,Solohi 11
 Sep 3 Aqu 3f :38h Aug 13 Sar 3f :1:04h

Salt In My Stew

Own.—Happy Hill Farm

118

Ch. f. 3, by Dr Blum—Cream In My Coffee, by Tompion

Br.—Stonewall Farm (NY)

1986 4 1 1 1

\$22,000

Tr.—Wright Frank I

1985 0 M 0 0

Lifetime 4 1 1 1 \$22,000

8Sep86-6Bel 6f :22 :46 1:111ft *5-5 118 22 2½ 11½ 12½ Vasquez J4 @Mdn 86-11 SaltInMyStew,OurDilla,LeadRunner 11
 18Aug86-9Sar 6f :22 :46 1:12 ft *1 117 22 24 24 39½ Vasquez J7 @Mdn 70-21 Falsify, Amour Moi, Salt InMyStew 9
 22Jun86-4Bel 7f :22 :454 1:252ft 41 121 31½ 34 1st 2½ Vasquez J2 @Mdn 74-15 Bold Prima,SaltInMyStew,Festivity 9
 22Jun86—Slow st. bumped
 22May86-6Bel 6f :22 :453 1:113sy 7 121 77 74½ 46½ 45½ Vasquez J5 @Mdn 78-15 A Pretty Soot, Ptomaine,LongLeap 9
 22May86—Broke poorly
 @Sep 26 Bel 3f :35h Sep 20 Bel 7f :1:29h Sep 3 Bel 3f :35h Aug 23 Bel 4f :47h

3rd Race Belmont
 7 Furlongs
 Allowance
 Non-winners One



Brohamer Model, track profile and computer, they start selecting contenders and pace lines to enter, hoping the computer will produce the winner by magic. No wonder they think their model has "gone to hell and back" when a 5 5 5 horse jumps up and bites them.

A quick analysis of the race should be made before it is entered into the computer. We are going to analyze a recent race from Belmont, showing the match-ups to get the true contenders, and whether to adjust the race. Tom Brohamer or Bob Purdy would adjust the race, but they know exactly the right procedures for every situation. Michael Pizzolla wouldn't work the race, but make an action bet on GROTONA because it is trained by Oscar Barrera and is returning after only four days. Dick Schmidt would get the winner, but I don't know how he would know; I looked at his Form one day and it looked like a chicken had stepped on an ink pad and then walked all over the Form. (Editor's note - in three colors) Not having the insight of these gentlemen, you had best do as Doc Sartin would and "run it through Ultra Scan raw."

Okay, lets look at the race. This is a 7 furlong allowance sprint for non-winners of a race other than maiden or claiming. The true contenders in the race are:

STAGE NATIVE - Definitely a contender. Okay to use the maiden win due to the conditions of the race.

UNATTENDED DATE - Good internal fractions from the last race. Ran an 84 speed rating. (This was determined by the following procedure: time of the 6 furlong portion of the route plus beaten lengths less the track record for 6 furlongs at Belmont. $71.8 - 68.4 = 3.4$. Convert back to fifths and multiply by 5. $3.2 \times 5 = 16$. Subtract from 100 to get the speed rating. $100 - 16 = 84$.)

SWEET SOUND - The only way to use this horse is by going back one race and six months. In evaluating this race at Aqueduct, you can see that it was a slow race, and SWEET SOUND can't compete with the other two horses we have already made contenders. We can see that the horse is slow by using the speed rating. Dr. Sartin determined by years of research that there is a one point difference per one half furlong; and even giving the horse 2 points to equalize the distance, together with one point for the track change she still comes up short at 79.

LAY CLAIM - A very slow horse. Out.

UNLIMITED ACCOUNT - Morning line favorite. Lets leave it in for now.

GROTONA - A very dangerous horse. Beware of an even pace horse. As you can see, GROTONA lost most of her ground in the early portion of her last race (first call). The rest of the race she ran even with the pace. She made a move between the second call and the stretch, but was taken up.

SALT IN MY STEW - A contender. Again, it's okay to use her maiden win due to the conditions of the race. None of these horses can ever have won against winners at this level.

Now, let's find us some pace lines:

STAGE NATIVE - Use last race.

UNATTENDED DATE - Internal fractions from last race.

UNLIMITED ACCOUNT - This horse does not like to run early. She runs all of her early fractions very slowly and then goes all out in the last fraction. This horse will not win until she learns that there is a total race that must be run or she catches a track so sustained it's knee deep. Disregard the 27 July race, where she beat GROTONA because GROTONA was a tired horse and obviously did not like the off track. This horse will not win today. Eliminate.

GROTONA - Use the last race or any of her wins. More on this latter.

SALT IN MY STEW - Use the last race.

Now that we have the four true contenders in the race and the pace lines that most correctly reflect how we expect the horses to run today, we can enter them into the computer. Now is the moment of truth. Do we adjust or not???????

All of the horses are taken from six furlong races and from fast tracks. Our only problem, how do we handle STAGE NATIVE, a shipper from the Meadowlands. Med. is a lower class track than Belmont, but the track record at 6 furlongs is the same for both tracks. So why worry about adjusting the horse? (Here is the procedure for determining track records on shippers: $100 - \text{Speed Rating} + \text{beaten lengths} / 5$. Then subtract this from the winning time. i.e. $100 - 84 = 16 / 5 = 3.2$. $71.6 - 3.2 = 68.4$. The track record is 108.2) If GROTONA is taken from any race other than the last race, or the fourth back, then the race must be adjusted, but why make life difficult. Use the last race or the fourth back and run the race without any adjustments.

If you like to always have 5 horses to keep your model, use SWEET SOUND from her second race back, but do not adjust her. Remember, she is a non-contender you have used only to make a model. When you enter UNATTENDED DATE, enter the times and beaten lengths shown for the 6 furlong portion of the race, adjusted as explained the the Phase III manual.

From the printouts you can see that a horse that didn't match up well last out or fit the profile now fits the model exactly. Belmont was running Sustained at that time, as it does for most of the year. You may feel this is a lot of work to go through for a five dollar horse, but a win is a win, and every loss cuts into your bankroll.

So far, I've treated this as an example of how to get the contenders, pick pace lines, eliminate slow horses and determine if the race needs adjusting. Now let's look a little deeper and match up the race.

There are lots of early pace horses in the race. STAGE NATIVE and SWEET SOUND can only win with an easy early lead. GROTONA and SALT IN MY STEW will push these two horses for the lead, and a 23 first fraction will not take the lead today. You can eliminate STAGE NATIVE and SWEET SOUND from win consideration. GROTONA should take the lead and wire this field. STAGE NATIVE and SALT IN MY STEW should battle for second, with UNATTENDED DATE right there. SWEET SOUND will quit.

With the first fraction being run at a faster pace, the second fraction will slow down a bit. My projected times for the race are 22.2, 46.2, 124.2. (To determine the approximate final time for the race, I noted that all of the contenders ran speed ratings in the 80's on the lines we used to rate them, so for a ballpark figure I used 80 for the projected time for this 7 furlong race. $100 - 80 = 20 / 5 = 4$. 4 seconds added to the track record of 120.2 = 124.2) In looking at the past performances of all the horses, GROTONA is the only horse that can run these fractions. (See her 27 June race at Belmont). With the match-up, I have determined that GROTONA will win the race and STAGE NATIVE or UNATTENDED DATE should run second.

The actual outcome of the race was: GROTONA 1st, UNATTENDED DATE 2nd and STAGE NATIVE 3rd.

Editor's note - Please note that Jimmy didn't turn off his brain along with his computer. Sure, had he just blindly bet his model, betting the top two Late or Sustained horses, he would have run 1st and 3rd and shown a 25% profit. Not bad at all, but not good enough for the Hat. He used the figures his computer generated to visualize exactly how the race would be run, where each horse would be at each call, and which horse was the only one in the field that had demonstrated that it could meet these performance standards. Result: 150% profit betting one horse. Admittedly an advanced technique, but one that will reward further study when you're ready for it. Don't be discouraged if it takes a while for you to reach this advanced level. Jim couldn't do it when he first started out either, but look at him now. Nice call Hat.

In a future issue, we'll have Jim discuss further his techniques for extrapolating times, including times from 1 1/4 and longer races.

RACE # 3 BEL (RAW)

CONTENTION FAC.

STEW [REDACTED] 58.452 [REDACTED]
DATE [REDACTED] 58.333 [REDACTED]
GROTONA [REDACTED] 58.187 [REDACTED]
STAGE [REDACTED] 57.917 [REDACTED]
[REDACTED] 0.000 [REDACTED]

1F 2F 3RD 2ND
PACE 58.30 56.65 53.23 57.27

STAGE 57.39 55.46 53.23 56.41
DATE 56.65 56.65 53.17 56.65
GROTONA 57.83 55.76 53.23 56.44
STEW 58.30 56.44 52.46 57.27
0.00 0.00 0.00 0.00
0.00 0.00 0.00 0.00
0.00 0.00 0.00 0.00
0.00 0.00 0.00 0.00
0.00 0.00 0.00 0.00

RACE # 3 BEL (RAW)

PHASE III
NAME 1F 2F 3F EP SP FW %EX
STAGE 3 4 1 4 2 4 51.45
DATE 4 1 2 2 3 2 51.67
GROTO 2 3 1 3 1 3 51.46
STEW 1 2 3 1 4 1 52.18

FACTOR WX

STAGE [REDACTED]
DATE [REDACTED]
GROTONA [REDACTED]
STEW [REDACTED]

RACE # 3 BEL

ADJ: COMPUTER

ULTRASCAN

NAME	APV%	US	UV	EP	LP	FW	%EX
STAGE	0.00	2	2	2	1	2	51.45
DATE	0.00	3	3	3	4	3	51.67
GROTO	0.00	4	4	4	3	4	51.46
STEW	0.00	1	1	1	2	1	52.18

RACE # 3 BEL

ADJ: MANUAL

ULTRASCAN

NAME	APV%	US	UV	EP	LP	FW	%EX
STAGE	0.00	1	2	2	1	2	51.45
DATE	0.00	3	3	3	4	3	51.67
GROTO	0.00	4	4	4	2	4	51.46
STEW	0.00	2	1	1	3	1	52.18

RACE # 3 BEL

ADJ: NONE (RAW)

ULTRASCAN

NAME	APV%	US	UV	EP	LP	FW	%EX
STAGE	0.00	2	2	3	1	4	51.45
DATE	0.00	4	3	2	3	2	51.67
GROTO	0.00	3	4	4	1	3	51.46
STEW	0.00	1	1	1	2	1	52.18

LATE PACE

STAGE [REDACTED]
DATE [REDACTED]
GROTONA [REDACTED]
STEW [REDACTED]

Stage Native

Own.—Hoffmann Mrs P B

118

Dk. b. or br. f. 3, by Gold Stage—Aggressive Native, by In Reality
Br.—Hoffmann Georgia E (Fla)
Tr.—Curtis William Jr1986 2 1 1 0 \$2,700
1985 0 M 0 0

Lifetime 2 1 1 0 \$2,700
 19Sep86-6Med 6f :23 :46 1:11ft *3 118 1st 15 16 1st Edwards J W3 @Mdn 84-17 StageNative, LeSirensuse, CoolQueen 12
 25Aug86-10Mdn 6f :22 1:46 1:12ft 11 115 1113 97 54 2nd Edwards J W3 @Mdn 8000 78-18 Hapricley, StageNative, RunSnnRun 11
 25Aug86-Slow st.
 20Sep 18 Mth 3f :36 h 20Sep 13 Mth 6f 1:14 h Sep 7 Mth 3f gd :38 h Aug 28 Mth 5f 1:02 h

Unattended Date

Own.—Warfield T

113

B. f. 3, by Far North—Chaperone Rogue, by Hail to Reason
Br.—Welcome Farm (Pa)
Tr.—Zito Nicholas P1986 7 1 0 0 \$13,800
1985 5 M 0 1 \$2,760
Turf 4 0 0 0

Lifetime 12 1 0 1 \$16,560
 20Sep86-3Bel 1 1/2 :46 1:11ft 1:43 ft 36 106 10 11 53 718 718 Clayton C5 @Aw25000 69-20 SoloEnergy, DncingDnzig, Grensboro 7
 30Aug86-4Bel 1 1/2 :46 1:12 1:37 ft 19 114 11 66 612 620 Cordro AJr2 @Aw25000 59-14 NowYorTpttn, Tyl'sFlwr, WthrWtch 6
 24Aug86-5Sar 1 1/2 :47 1:11ft 1:43ftm 69 112 129 1010 912 910 Romero RP4 @Aw25000 69-23 Rinaldi, CurrentAllure, EveningBid 12
 10Aug86-7Sar 1 1/2 :48 1:38 2:18 1:41 34 112 21 812 914 920 GuerrWA10 @Aw25000 48-25 Chehana, Treasure Map, Festivity 10
 13Jly86-5Bel 1 1/2 :50 2:05 2:18 1:41 6 116 1 13 17 181 Guerra W A4 @Mdn 86-15 UntlnddDL, OncAndForAll, MssSrhJy 5
 22Jun86-4Bel 7f :22 1:45 1:25ft 68 121 85 811 77 85 Guerra W A5 @Mdn 70-19 Bold Prima, SaltInMyStew, Festivity 9
 15Jun86-8Bel 7f :23 :46 1:25ft 61 109 85 89 714 713 Decarlo C P9 @Mdn 60-21 CatchaMovingStr, BoldPrim, Smores 9
 22Sep86-3Bel 1 1/2 :46 1:11ft 1:43ftm 7 117 106 812 67 612 Samyn J L4 @Mdn 66-17 Minstress, Bedloe's Lady, FastDncr 11
 Sep 14 Bel 5f 1:08 h Sep 7 Bel 4f :40 h Aug 28 Sar 1 1/2 4f :41 h Aug 4 Sar 1 1/2 5f 1:04 h

Sweet Sound

Own.—Equivest Stable

117

B. f. 4, by Nasty And Bold—Ratter's Ring, by Delta Judge

Br.—Arcady Stable (Ky)

Tr.—Minton Jeffrey T

1986 9 1 1 3 \$26,480
1985 8 1 2 1 \$29,480
Turf 1 0 0 0

Lifetime 21 2 3 6 \$58,740
 17Sep86-3Bel 6f :22 1:45 1:10ft 22 117 810 811 812 810 Skinner K4 @Aw24000 80-17 Bishop's Delight, Falsify, NewDawn 8
 15Aug86-2Aqu 7f :23 1:47 1:25 ft 3 113 1 11 14 13 Skinner K7 @45000 76-18 SweetSound, JacquesPride, Athabsc 7
 4Aug86-5Aqu 1 1/2 :46 1:11 1:38ft 6 115 1 11 12 23 Skinner K5 @32500 71-26 ProudestBbe, SweetSound, HrmQun 9
 16Mar86-7Aqu 7f :23 1:47 1:25 1:41 34 117 84 42 63 55 Skinner K2 @Aw24000 66-24 Deaconess, DanceHillMiss, Mgdline 10
 8Mar86-7Aqu 6f :22 1:46 1:13 ft 33 117 109 1010 76 32 Skinner K3 @Aw24000 76-31 Tenatell, PleaseReply, SweetSound 11
 14Feb86-5Aqu 6f :23 :46 1:13 1:41 4 117 32 46 47 45 SantagatN3 @Aw24000 70-31 Romeo's Mistress, Tntll, K's Solution 7
 6Feb86-7Aqu 6f :22 1:46 1:12 1:41 19 117 65 43 42 32 SantagatN1 @Aw24000 80-16 HulZone, Bonnie's Poker, SweetSound 6
 25Jan86-1Aqu 6f :22 1:46 1:12 ft 9 117 42 53 512 615 SantagatN6 @Aw24000 69-21 BabyChris, NovemberRose, Maganda 6
 Sep 26 Apr 3f :37 h Sep 13 Apr 4f :42 h Aug 27 Apr 4f :47 h Aug 18 Apr 4f 1:15 h (d)

Lay Claim

Own.—Phipps O M

113

B. f. 3, by Mr Prospector—Resolver, by Reviewer

Br.—Phipps O M (Ky)

Tr.—McGaughy Claude III

1986 5 1 1 1 \$13,440
1985 0 M 0 0

Lifetime 5 1 1 1 \$13,440
 28Jun86-3CD 1 1/2 :48 1:13 1:44ft *2 113 33 21 32 34 Perret C2 @Aw16700 79-16 SongUnsung, CoaxMeMolly, LyClim 6
 1Jun86-6CD 1 1/2 :48 1:13 1:46ft 3 121 21 3 21 21 Day P4 @Aw15620 76-12 TemperedRomnc, LyClim, SuprbDwn 9
 26May86-7CD 1 1/2 :47 1:12 1:37ft 11 121 52 51 45 45 Allen K K6 @Aw15620 76-15 Recycled, Footloos'NFncy, Mrs.Bton 9
 23Apr86-10CD 1 1/2 :47 1:13 1:38ft 5 111 2nd 1st 1st 1st Allen K K3 @Mdn 75-14 LayClim, MjesticFire, RegentRonny 12
 17Apr86-4Kee 6f :23 :46 1:20ft 23 120 88 56 75 53 Allen K K4 @Mdn 67-23 Lemhi Love, That's MyHon, RitaH. 12
 Sep 19 Bel 4f :50 h Sep 12 Bel 4f :52 h Sep 5 Bel 4f :47 h Aug 16 Sar 1 1/2 4f :52 h

Unlimited Account

Own.—McKibbin D A

117

Ch. f. 4, by Private Account—Highmost, by Majestic Prince

Br.—Mereworth Farm (ny)

Tr.—DiMauro Stephen

1986 16 1 2 2 \$32,330
1985 4 M 0 1 \$5,280
Turf 2 0 0 0 \$140

Lifetime 20 1 2 3 \$38,210
 7Sep86-7Bel 7f :22 :45 1:21ft 13 117 814 814 818 721 Lovato F Jr3 @Aw24000 74-14 Wisla, DncingDnzig, Bishop's Delight 8
 28Aug86-7Bel 6f :22 1:45 1:09 1:09m 14 117 912 711 69 33 Lovato F Jr1 @Aw24000 92-16 LeftCourt, Flisfy, UnlimitedAccount 9
 17Aug86-5Sar 7f :22 1:45 1:22 m 8 117 614 612 610 411 Davis R G6 @Aw24000 81-11 Funistrd, Grensboro, ShootingScript 6
 27Jly86-9Bel 7f :22 1:45 1:25 1:51 9 117 812 88 32 43 Davis R G4 @Aw24000 72-25 HghIndSngh, SntSorrow, Dmonstrtn 8
 5Jly86-3Bel 7f :23 :46 1:24 ft 13 117 99 610 36 23 Davis R L @Aw24000 79-15 Pasampi, UnlimitedAccount, Mourn 9
 15Jun86-6Bel 7f :23 :46 1:25ft 16 117 52 55 45 43 Davis R G7 @Aw24000 71-21 Give A Toast, DearEffie, DearlyBred 5
 2Jun86-3Bel 1 1/2 :47 1:12 1:36ft 11 117 55 57 59 513 Davis R 4 @Aw25000 68-13 StrikeABalance, Tylor's Flower, Kitoni 6
 28May86-1Bel 7f :22 :45 1:22ft 35 119 67 57 51 311 Davis R G4 @Aw24000 79-12 BomAndBst, Sily'sHrn, UnlmtdAcct 6
 Sep 22 Bel 4f :42 h 20Sep 16 Bel 4f :42 h Aug 23 Sar 4f :47 h

Grotona

Own.—Barrera O S

113

Dk. b. or br. f. 3, by Groton—Shana Fabre, by Sunstruck

Br.—ForestRetreatFrm, Inc & Sedco (Ky)

Tr.—Barrera Oscar S

1986 17 4 5 3 \$65,880
1985 9 1 0 1 \$7,215

Lifetime 25 5 5 4 \$73,695
 Entered 27Sep86- 2 BEL
 28Sep86-3Bel 6f :22 :46 1:10ft 3 116 33 24 31 34 Migliore R4 @c35000 84-16 Spiriting, CherokeeChill, Grotona 11
 18Sep86-1Bel 1 1/2 :46 1:11 1:35 1:09m 3 112 2nd 2nd 57 614 Migliore R5 @70000 73-16 Pasampi, SoftRuffles, MatchSpeed 6
 27Jly86-9Bel 7f :22 1:45 1:25 1:51 3 112 32 67 812 815 Migliore R6 @Aw24000 60-25 HghIndSngh, SntSorrow, Dmonstrtn 8
 16Jly86-1Bel 6f :22 1:45 1:10ft *3-5 112 11 13 16 191 Migliore R1 @45000 88-17 Groton, Triumph's Glory, MusicOfLov 7
 7Jly86-5Bel 6f :23 :46 1:17ft *2 116 1st 1st 12 131 Migliore R4 @32500 87-12 Groton, SucyN'Cissy, Tromph's Glory 9
 27Jun86-2Bel 7f :22 :46 1:24ft 3 112 22 23 11 1no Migliore R2 @30000 79-17 Grotona, RoylTntrum, ForeverSpecil 9
 5Jun86-2Bel 6f :23 :46 1:11ft *2 116 2nd 14 11 211 Guerra W A6 @35000 83-17 ForeverSpecil, Grotona, JustGorgous 12
 26May86-4Bel 6f :22 1:45 1:17ft 4 112 2 2nd 1 27 Guerra W A6 @45000 85-11 SugarPieHoneybun, Grotona, Solohi 11
 Sep 3 Apr 3f :38 h Aug 13 Sar 1 1/2 5f 1:05 h

Salt In My Stew

Own.—Happy Hill Farm

118

Ch. f. 2, by Dr Blum—Cream In My Coffee, by Tompion

Br.—Stonewall Farm (NY)

Tr.—Wright Frank I

1986 4 1 1 1 \$22,000
1985 0 M 0 0

Lifetime 4 1 1 1 \$22,000
 15Sep86-5Bel 6f :22 :46 1:11ft *5-5 118 22 21 11 121 Vasquez J4 @Mdn 86-11 SaltInMyStew, OurDilla, LegRunner 11
 18Aug86-9Sar 6f :22 :46 1:12 ft *1 117 22 24 24 381 Vasquez J7 @Mdn 70-21 Falsify, Amour Moi, Salt InMyStew 9
 22Jun86-4Bel 7f :22 :45 1:25ft 4 121 3 1 3 1 23 Vasquez J2 @Mdn 74-19 Bold Prima, SaltInMyStew, Festivity 9
 22Jun86-Slow st. bumped
 22May86-6Bel 6f :22 1:45 1:11ft 7 121 77 74 46 45 Vasquez J5 @Mdn 78-15 A Pretty Spot, Ptomaine, LongLeap 9
 22May86-Broke poorly
 20Sep 25 Bel 3f :35 h Sep 28 Bel 7f 1:28 h Sep 3 Bel 3f :35 h Aug 28 Bel 4f :47 h

NEXT!

New York Report. Cont. from p. 46

Looking ahead a bit, I plan to write about the ENTIRE New York racing scene, including my favorite outdoor bank, Finger Lakes. Also, we have a new track running quarter horses, Suffolk Meadows. They've looked into the possibility of running thoroughbreds there too, trying to make ends meet. A decision from the State Racing and Wagering Board should come down soon. They've had one tough season, but they plan to open again for another try. If they produce another Finger Lakes, they may become another very lucrative part of the New York State of Mind for Methodologists.

A Parting shot: Since the Las Vegas seminar is sold out, I want to give early warning of the August Saratoga Seminar. It was so much fun last year that Doc had agreed to head East to the Queen of Tracks one more time! Rooms are expensive, and hard to find within a reasonable distance of the track during August, but we will be at the Desmond Americana, a 4 star spot in Albany, again this year. Last year we tried to make everything as deluxe as possible, and most everyone went away happy. What we fail to do in the way of budget-consciousness (a la Vegas), we make up for in New England grand style! All this will take place the last weekend of the Saratoga Meet, Aug. 28-30, with an optional pilgrimage to the track on Monday, Aug 31, the closing day at Saratoga. More details will be revealed next time, but we wanted The Follow Up subscribers to be the first to know that the great PIRCO circus is on the road again and headed East for August!

See you all next time.

Bert.

I can't believe that this is the last page. This premier issue only contains about half of what I planned to include, but everything in here is too good to take out.

Next time, we'll start some more of our regular columns, including Tom Brohamer's West Coast Report, the Computer Column and our Lonely Handicappers Column. In order to make these columns and the rest of the magazine a success, we need your feedback and advice. This publication is for your benefit; we already know most of what we write about. So let us know how you feel about this first issue (sure to be a collectors item).

If you have any general comments or gripes, please write a letter to the editor. Got a question on an article that we thought we answered but didn't, at least for you? Write a letter. Want to ask how to turn on your computer or what brand to buy, send in a letter to the Computer Column, premiering next time if we get any mail. Looking for someone to handicap with, send me your name and address (and phone number if you want) and we'll print it. Maybe it will help you to work with someone near you.

In other words, tell us what you want to see. Nothing is harder than writing in a vacuum. Now, to get your juices flowing, I'll list some ideas for articles. None of these will be printed unless you ask for them.

- 1) Using Ultra Scan for Harness.
- 2) Turf to dirt adjustments.
- 3) Finding contenders with Energy.
- 4) Calculating stretch call times.
- 5) Making Q-Scan adjustments.
- 6) Mary Sartin's favorite recipes.
- 7) Learning to "Match-Up" races.

HUEY MAHL BLOCKBUSTER!

An exciting bonus for those attending our Las Vegas Seminar will be two presentations by Huey Mahl, the man Dr. Sartin credits with laying much of the groundwork for the Methodology. His first address will be Saturday morning, discussing thoroughbred handicapping in general, with an emphasis on pace. Then on Sunday morning, he will be the featured speaker as he reveals his all new new money management formula tailored exclusively for Sartin Methodology users. Here is what prompted Huey to create this new plan:

Dear Doc,

Glad to hear you'll be holding a seminar in Vegas. Sure, I'd consider it a privilege to attend.

I'm still writing 2 columns per week for Sports Forum and High Rollers. Covers mostly sporting events and money management. I've started a small sports advisory service at home for about 20 clients, and it keeps me occupied. I'm putting the final touches on my big book Investing in Sporting Events. Oh, yes, horses included.

One of my clients, (name withheld), of NY, is an avid fan and serious player of yours. You are his living Messiah; he owes his happy lifestyle to your guidance!

Anyway, he asked me to adapt my sports "Premier Investment Plan" to his horsey endeavors, as he also wanted a nice stable outlook for an investment-type dividend income. Money management was his weakness, allied with his bet limitations through phone bookies. His performance parameters, like your other clients, seemed almost unreal, so I chopped them down to a real conservative mode, for the "Sartin Methodology," which I thought you might be interested in.

I found that in this case that a starting PIP cash investment bankroll of \$2,000 would be sufficient to earn \$1000 per week, given his performance. The largest bet ever necessary to place on any single horse would be \$180 max., which can eliminate bookie and emotional lay-down problems, etc.

I think it's an amazing expectation for such a conservative mode.

Huey Mahl

To say that we're looking forward to this is a real understatement. We're frothing at the mouth! For those of you unable to attend the seminar, a summary of Huey Mahl's presentation, along with Jim Quinn's, will be featured in our expanded, post-edited version of the Las Vegas Seminar workbook.

