

The Sartin Methodology

THE HUNDREDBRED RACING
THE POWER OF
REPRESSION

THE
BOOK
OF
THE
SARTIN
METHODOLOGY


THE HUNDREDBRED RACING

WITH FOREWORD &
COMMENTARY BY

HOWARD G. SARTIN, PH.D

©1985

O. HENRY HOUSE WEST



PUBLISHERS

Banning, California 92220

INTRODUCTION

Howard Sartin

It is an established fact that on any given day at any given Racetrack, 5% of the patrons will leave with 95% of the money placed through the mutuel windows (less track take). Four percent of those winnings are attributable to numerology or using a phone number, Social Security number or Brother-in Law's name. In other words: LUCK. One percent win with a degree of consistency based on skill; but only ONE TENTH OF ONE PERCENT win with sufficient consistency to be called PROFESSIONALS. This is a REALITY which, if ignored, will lead to insolvency if one wishes to rely on parimutuel funds for a livelihood. Any client whose goal is not to be in the ONE PERCENT, or preferably in the ONE-TENTH-OF-ONE-PERCENT, has wasted money in subscribing to the Methodology. It was not designed as a source of Racing Information or as material to be combined with the works of others or as a main or supplemental course in a smorgasboard. It resists being mixed with other disciplines. It demands a puristic acceptance or none at all. There are many excellent works on the market. There is no Single BEST METHOD. Those who would be synthesizers take warning: ours IS a synthesis. Our theme is "ALL OR NOTHING AT ALL."

We admire and respect the works of our peers; especially Beyer, Quirin, Quinn and Davidowitz. Within his self-imposed limitations (concentrating on first and second favorites) William Scott is a master. But these giants, above all others, know the pitfalls of trying to combine their own monumental contributions with our methodology. It would be worse than folly for YOU to ignore their wisdom.

It is a sad reality that one in five Americans of all racial and ethnic origins is FUNCTIONALLY ILLITERATE. This statistic prevails in any emassed group: it is safe to say that AT LEAST one in every five race bettors is illiterate. It has been my experience that of the remaining four, 3.85 are so imbued with superstitious fantasies as to render them impotent when it comes to making proper betting decisions.

James Quinn* has brilliantly depicted the Selection vs. Decision orientation of the average handicapper. He has quite properly isolated the chief reasons why good selectors lose money at the races. Information alone is not the key to winning. Decision is the ultimate answer. Indecision is the true enemy. Decision is that innate ability to weigh and isolate viable information and to act upon it. This manual is a tool for weighing and decision making. Yet it cannot make decisions for you.

If you make your decisions solely on the basis of RULES, take up jurisprudence. You may become a Supreme Court Justice, but you'll never make it as a successful handicapper.

* High Tech Handicapping in the Information Age Wm.Morrow 1986

TABLE OF CONTENTS

INTRODUCTION	1
FOREWORD	6
WHERE TO START	21
WHICH RACES TO USE	27
THE BROHAMER MODEL AND ULTRA SCAN	37
MAKING A REGRESSION MODEL USING A.P.V.	42
CASE STUDY - HOLLYWOOD PARK - 6-27-85	45
CASE STUDY - SANTA ANITA - 11-3-85	56
CASE STUDY - SANTA ANITA - 1-10-86	61
CHARTS VS. FIGURES	68
CASHING IN ON THE MODEL - THE PIC-6	80
WINNING KEY RACES	112
A FINAL COMMENTARY	116

A C K N O W L E D G E M E N T

Since the Brohamer Model is designed as a Reality Validator, its OWN REALITY had to survive the testing of many astute handicappers throughout the United States and Canada. Among those who applied the most severe testing over the past three years were:

Col. Ron Bauman and Jack Buckley in Canada. Michael Pizzolla Jr., Ken Balfour, Barry Burkin, and the Rev. Bert Mayne in New York and New Jersey. Richard Quigley and Dick Cirriano in Florida. Robert Cochran, Bob Lee, Elton Smith, Sandy Smith, Michael King, Stan Wilson and Dr. James Hammes in the upper midwest. Jim Bradshaw, John Nick, Steve Boulet in the lower midwest (they call it the South). James Archer and Joe Reay in the Southwest. Bob Purdy Jr., Marion Jones, Don Martinez, Jim Hambleton, Dick Schmidt, Harry Cincanino, Glen Smock, Sharon Price and Bob Krvis (and so many others un-named) in Southern California. Joe Labedis, Paul Theibaut, Michael Logan, Dale Edwards and Dr. Jerry Reisel, San Francisco Bay area. Virginia Butler in the Pacific Northwest.

And to many others, who tested without being aware of their Guinea Pig status, but whose positive reports were equally appreciated.

. . . and to Dick Schmidt, who typed and edited this manuscript for no compensation other than his achievement of a 70%+ Win Proficiency.

Howard Sartin's
D E D I C A T I O N

TO THAT GREATEST OF PATRONS. KING RICHARD III OF ENGLAND, WHO SAID IT SO WELL MANY CENTURIES AGO:

"A HORSE! A HORSE! MY
KINGDOM FOR A HORSE!"

Tom Brohamer's
D E D I C A T I O N

To C. A. "Bud" Reasner. To whom I owe a debt I can never fully repay.

To my lovely wife Shirley . . . the real-life "Brohamer Model."

©1985. O. HENRY HOUSE WEST  PUBLISHERS

Banning, California 92220

All Rights Reserved



INTRODUCTION

Tom Brohamer

I've been at this game long enough to realize there is more than one way to win at the racetrack. Through my association with Dr. Sartin I've become well acquainted with successful class and speed handicappers, tote board people, trip handicappers and people like Dr. Mark Cramer, whose common sense and creative research produce winners. Each has something in common with the others. They are all very good record keepers and know by objective analysis when to bet and when to pass.

I'm going to suggest that you join that winning fraternity by objectively analyzing your own work. Believe me when I say it's not enough just to produce accurate pace figures. Certainly it's necessary to have those figures, but even more important is to have the knowledge of which ratings work in which situations. I'll tell you up-front that a specific bias exists at your racetrack and it is probably different in sprints than in routes.

I agree with most of what has been written about the Sartin Methodology. It is complex and not easily learned. A lot of time and practice is necessary to advance to new skill levels; and that's exactly how it should be. Anything easily mastered cannot possibly serve well in the long run. So, after mastering the basics of pace line selection and accurate adjustments, where

to now? Consider the following situation where you have two horses virtually tied for your number one Factor W ranking. The Early/Sustained rankings, however, are diametrically opposed:

	Factor W	E.P.	S.P.
Horse A	1(t)	1	4
Horse B	1(t)	4	1

Which of those profiles fits best at today's track and distance? If you cannot answer that question with a high degree of confidence, you are clearly short changing yourself. That very question is at the core of the whole methodology. The ability to separate the five or six contenders under consideration is the difference between a long term winner and those clients who have fallen by the wayside.

Before we go any further, I'd like to define "bias" as used in this material. Certainly "Track Bias" is becoming an increasingly popular term, and so it should be. Any handicapper worth his salt should be able to describe the general pace characteristics required to win at his/her racetrack. For example, knowing that the winner has to be in the top three at the second call is valuable information for any handicapper. To us it is absolutely vital. Without that type of information it is virtually impossible to interpret the myriad of information we have available within the methodology.

"Bias," for us, goes beyond just the required characteristics of a given racetrack. Even at an "unbiased" racetrack, (in terms of running style) there will exist a bias within your pace ratings. It may favor "average pace" or "Ultra Scan," but I assure you it will exist. Herein lies the

whole purpose of what Dr. Sartin has dubbed the "Brohamer Model." The concept is no more than an approach designed to analyze your own work. In other words, we're not only handicapping the horses, we're also "handicapping the handicapper." I'll also state up-front that to progress to the next plateau in your handicapping skills, you must commit to the record keeping process. I can think of no other way to clearly detail your strengths and weaknesses.

Just a few more items and then we'll leave the introductory material and move to the workbook:

- A) The term "model" refers to the betting model; which is based on day-to-day record keeping. The worksheets themselves merely help to define the track or ratings bias and do not constitute the model.
- B) You will note apparent inconsistencies in format from worksheet to worksheet. Those are no more than a reflection of the evolutionary process I, too, am undergoing. I have also progressed through this process and have added and deleted where I thought appropriate. One of the purposes of this manual is to save you that trial and error process.
- C) The worksheets and illustrative races are real and therefore may lack professionalism. With only a few alterations for cosmetic purposes, they are as they were while in use. I approached this as a workbook, intending to demonstrate my own record-keeping and handicapping.

- D) My apologies to the true statisticians that may read this material. I realize our approach to regression may lift an eyebrow or two, but long term probabilities may have little effect on what works today. Our only concern is the path to the cashier's window; not statistical perfection.
- E) As you read and work through the case studies, you will probably question the source of the adjustments attached to pace line selections. These are velocity adjustments based on par times from California tracks. My own style is to use the basic "Horse" program from the Phase III methodology (the yellow manual). Over the years, I've obtained best results by keeping a daily variant linked to the average pace rating or Factor W at each class level (these two ratings are virtually the same and are often used interchangeably). Please don't fret if you don't match the numbers exactly. Many of us are working with slightly different versions of the same methodology or using different computers that may produce slightly different outputs. What is important is the underlying principle; know the racetrack you are playing.

Finally, I hope that when you've finished the material, that you will conclude the following:

- 1) Not adopting the concept will limit your progress.
- 2) Betting with real money requires every edge, and that understanding bias provides the biggest rewards.

- 3) That to fully utilize the flexibility inherent in our methodology requires a dedication to some form of record keeping. Now, let's talk about that record keeping.

Before we actually get to that record-keeping, the Doc has something to say . . .

Brohamer Model Phase III Worksheet

	REGRESSION FORM (BROHAMER MODEL)										WIN mdl.	
	1	2	3	4	5	6	7	8	9	10	AV.	Top
1st Frac												
2nd Frac												
2nd Call				Optional								
3rd Frac												
Early Pace	1	2	1	2	2	1	2	1	2	2	1.6	2
Sust. Pace	4	4	3	5	4	4	3	4	3	5		
A.P.V.	.90	1.06	.85	1.24	.68	.90	.99	2.1	1.3	1.03	1.10	4
%EARLY	53	52.60	53.10	52.80	52.70	53.10	52.50	53.30	52.90	52.60	52.85	2
Factor W	2	2	2	3	2	1	1	3	4	2	1.92	2
Factor X												

Ultrascan

HERE IS AN EXAMPLE OF WHAT A 17 RACE CYCLE MIGHT LOOK LIKE:

SAYING "YES" TO AOT Now

	REGRESSION FORM										WIN							TOTAL/17	
	1	2	3	4	5	6	7	8	9	10	11	12	13	14	15	16	17		
A.P.V.	3	3	2	1	5	3	2	1	4	1	2	2	5	4	1	3	2	2.64	3
ULTRASCAN	2	1	1	2	3	1	2	4	3	3	2	1	1	2	2	1	2	1.94	2
USCAN+VAR.																			
COMP. RATNG																			
Early Pace	2	2	1	1	2	1	1	2	1	2	1	1	1	1	2	2	1	1.23	2
Sust. Pace	4	3	4	2	3	4	4	3	4	3	3	4	5	3	4	3	4	3.52	4
FACTOR W																			
EN'GY RACE																			
EN'GY HORSE																			

What this tells us quite clearly is: The WIN MODEL is 3-2-2-4.

A contender should be in the TOP 3 A.P.V., The TOP 2 Ultrascan, The Top 2 EARLY PACE (using this track, Santa Anita, as an example) But also within the Top 4 in Sustained Pace.

IT ALSO TELLS US, AND PLEASE NOTE THIS, THAT IF A CONTENDER IS NOT IN THE TOP 2 ULTRASCAN, it may still be a choice IF it's in the TOP 2 EARLY PACE.

A.P.V.	ULTRA.	USCAN	COMP. I	Early P.	Sust. Pa	FACTOR W	EN'GY RACE	EN'GY HORSE	TOTAL/17

ENTER THE RANKINGS OF THE WIN & PLACE HORSES BY CATEGORY



FOREWORD AND COMMENTARY

This is a manual about going back.

When Thomas Wolfe wrote "You can't go home again" he was not talking about handicapping. Going home, or regressing, is as essential a part of WINNING at the races as the ability to read the Racing Form.

In truth, life itself is a matter of constant regression: the living of a sane, rational life demands it. Life would hold little if we could not dwell on fond memories and relive sensory pleasures. Without sentimental regression, there could be no love, no philosophy, no moral standards of value, no tradition, no heritage. We would all be as the first creatures climbing from primordial ooze, seeking only sustenance and shelter; without any sense of curiosity beyond our visceral needs. No sense of quest for that which lies beyond our immediate horizons. The essence of psychosis (insanity) is the arresting or fixating of the mind at a given point in time. We call it Impasse. The Russians refer to it as "the sick point." The ability to go back, to regress, and then utilize that regression to deal with the future is essential to good mental health. When we isolate that area of the life experience limited to handicapping horse racing, regression becomes essential to health as well, if we define health as a winning state and sickness as the state of losing. To those for whom these values have no importance, our definition

of regression has no significance. One can regress only on success and ignore failure so long as one has an unlimited income from a source other than racing. There are some who absolutely must lose at the track or gambling tables to validate parental injunctions. Reality regression for them would be a threat to their sense of dedication to imbalance and fantasy.

The Brohamer Regression Model is a three pronged attack against our avowed enemy: losing. The model provides us with a check on: A) our own handicapping skills, B) on what is currently winning at a given track by surface and distance, and C) an immediate insight into changes in the track so that we will have the ability to go with the flow of reality long before the public is aware of it.

Would that I had someone of Tom Brohamer's unique qualities back in 1975 when we began our research. Brohamer is not an academic intellectual, but rather a pragmatic realist whose focus is not on research but on WINNING exclusively. Hence in utilizing his monumental contribution to the Art and Science of predicting winners, one can realistically seek proficiency goals in the 70 to 80% bracket. If one chooses to ignore this potential, 65% is still attainable. It all boils down to personal goals. If dwelling lazily in a Genoese Garden is all you wish for, this manual is not for you. But if you are a seeker of that proverbial "Passage to India;" that uncharted course taken by Christopher Columbus, then read on.

REGRESSION

Regression means simply, to go back. The definition is the same in a Webster's dictionary, the Oxford dictionary (the one that requires a magnifying glass), or in Hinsie and Shatzky's Psychiatric Dictionary.

While psychiatry and mathematics put emphasis on specific aspects of regression, the essence remains the same: TO GO BACK. To use proven facts from the past to establish patterns that you hope will be predictive of the future. In mathematics, the context in which we will henceforth utilize regression, there are several forms of regression, the one we will utilize is:

Linear Regression

In our search for a winning method, we applied the same criteria to all the variables which two generations of handicapping "experts" deemed as predictive of a win. What we were looking for was any factor or combination of factors that had the winner ranked in the top three 68.6% of the time.

When we began our quest for a winning methodology in 1975, we knew nothing more than the fact that handicapping success could not be achieved through the application of one or more CONSTANTS. Naive as I was about horse racing, I realized even then that the outcome of a race was dependent upon variables and the relationships between them. Hence, there could be NO RULES! No steadfast axioms that could be universally applied. The public was trying to do this and the public was losing to those who recognized and used what we came to call VIABLE VARIABLES.

To build a Viability Model (later known as a Brohamer Model) we defined a set of statistical norms for our coefficient of correlation on a specific linear continuum. Our coefficient was the combining of the top three ranked of any variable with the requirement that the winner be among them. Later the same process was undertaken with the correlative factor being Place. A linear continuum is merely a display of data where the distinction of value is made by a second factor. In this case the variables were confirmed by their ability to predict the winning horse in the top three rankings consistently.

In short, what variable, by itself, would have the winner ranked in the top three 68.8% if the time?

Creating a data base for our project was a long and tedious process. It began with the handicapping of a single race using more than 30 variables. The most imposing problem was in determining which past performance line should be used for rating each contender. Unless this could be standardized, the whole procedure would be subject to error. To be valid, our regression study had to be based on a constant, repeatable procedure. The closest we could come to meeting this goal was to have one person pick all the pace lines.

I was elected.

In the next three years, I picked pace lines for 17 races a day, 5 days a week. A total of 13260 individual races. It took us only about 100 races, however, to determine that most of the variables we were testing did not approach even our minimal standard of being in the top four. Within a month, we realized

that well over half of the factors deemed critical by over 50 years of "expert opinion" were not sufficiently predictive to be considered as viable variables.

Fortunately for all our bankrolls, the public, along with most of the recognized living "experts", still believes in the viability of many of our discarded factors. In our 1975 innocence, we garnered about two dozen factors from the works of Dowst, Taulbot, Colonel Bradley, Pittsburg Phil, Hugh Matheson, Tom Ainslie and Huey Mahl. If we had read ONLY Huey Mahl, we could have saved two years. Through the medium of his own genius, he had already filtered out the garbage that the others left in; offal that is still regularly published in the popular turf magazines and by system sellers everywhere.

By 1978, we had four more people whose pace line selection criteria was comparable to my own; i.e. selecting from rational objectivity and not subconscious prejudice. We were able to expand our race data base to the point that by November, 1982 we had stored on a main frame computer at the University of Calif. Riverside over 18,000 races from every racing area in North America. Through the years we had weeded out the useless and continued our research ONLY on those factors which alone or in combination with others predicted the winner in the top four 80% of the time. Our standard had been raised by our appetite for success. (Greed!)

To offer some insight into our process of determining the viable variables, here is the major portion of our initial data base:

THE VARIABLE VARIABLES

9861 - 5261

FACTOR W = WIN = 4 OR UNDER
FACTOR Y = SINGLE VARIABLE

[illegible]

4 OR UNDER IS VIABLE
OVER 4-NOT VIABLE

[illegible]

- A) WEIGHT - We included several sub-categories: weight on, weight off, weight drop with class drop, high weight, low weight etc.
- Result - No matter what we did with weight, it could do no better than put the winner in the top 8.
- B) TRAINER - This took into consideration virtually every aspect of trainer influence on a race. Maneuvers, angles, all were explored. The most generous ranking we could produce was a 5. Not bad, almost significant.
- C) TOP JOCKEY - best we could get was the winner in the top 7.
- D) TRAINER-JOCKEY COMBINATION - Based on patterns now being sold as trainer-jockey stats. A four and a half. Very close to significant.
- E) RACE IN LAST 8 DAYS - Got the winner in the top 10.
- F) RACE IN LAST 15 DAYS - Top 7.
- G) RACE IN LAST 28 DAYS - In top 6.
- H) CLASS DROP - Without any other factors. A 9.
- I) CLASS DROP ANGLES - Dropping two levels with switch to top jockey, dropping and going shorter etc. The best we could manage was the winner in the top 7.
- J) FINAL TIME - Bingo! A 4, our first such variable.
- K) POST POSITION - The effect of a given post on a top figure horse. It can be important in those rare times when the track is allowed to deteriorate to the point where certain posts are favored. Thanks to exposure by Andy Beyer, tracks don't allow this to happen much anymore. Today this ranks about a 9, whereas in 1975 it was a 6.

- L-M) TOTE BOARD PLAYS - We used several popular tote board systems and could find none that get above an 8.
- N) WORKOUTS - Over-used by the public and not predictive.
- O) WON LAST OUT - In the top 7.
- P) PLACED LAST OUT - In the top 6.
- Q) 3rd or 4th LAST OUT - A 7.
- R) PUBLIC HANDICAPPERS - Newspapers, Racing Form, tout sheets. Using them in combination (the dreaded DOT SYSTEM) produced a 7.
- S) LOWEST ODDS - The morning line produced excellent results, we found the winner in the top 5 86% of the time nationwide. Top five for Sweep as a 9.
- T) FIRST CALL - Using velocity. A five. Close.
- U) SECOND FRACTION- Again using velocity. A surprising 4. This is the fraction most hidden from the public, making it even more valuable. We call it Turn Time.
- V) FINAL FRACTION - Sorry Col. Bradley, only a 5.
- W) SECOND CALL - Velocity of course. a 3+!!! Our best yet.
- X) POSITION CALL/BEATEN LENGTHS - Using them in every conceivable combination. We managed a 5.

When we combined two or more of our viable variables in Multiple Regression, we found some of our strongest indicators:

- AA) SUSTAINED PACE - A 4.
- BB) FACTOR X - The average of first and final fraction velocity rated a 3.85 at distances up to a mile. Otherwise a 6.
- CC) FACTOR W - Our champ at 2.6. We were able to find the winner in the top 2.6 Factor W horses 68.8% of the time.

Of course, the reliability of all these statistics depends on the ability to narrow the field of contention through proper pace line selection. When we set a standard of 63% for win proficiency, we allowed a tolerance of 5.6% for human error (thus our standard of 68.6% in top three). In most cases this was enough. The user who cannot achieve the minimum 63% is self-imposing a negative expectancy that is in excess of normal tolerance and should look within his/her own psyche for the answer to such a failure.

66.6% of all clients EXCEED the minimum 63% standard.

While the validity of any given formula for winning must be tested over several thousand occurrences, such a formula must also be able to adapt to any given circumstances or conditions. It is of little value to know that Early Pace won 66% of the races at your track in the last five years if the track is running Sustained during a week of rain. We utilize at least three reciprocal correlatives in our handicapping process and match them against the same three factors in the results charts; by surface, distance and class. This was the process that led to our original Line Score concept. The line scores produced a generic win model usable most of the time at most tracks.

The real goal is applying available information and weighting it in a way to maximize positive Impact Value. In our own case, we learned that when fractional velocities were compounded and weighted, they created algorithms that were far more predictive than when used individually. Synergetic values are the result, leading to the phenomenon known as "synergism."

It also confirms the German "Gestalt" School of Psychology, which declares that the WHOLE is greater than the sum of its parts.

The Brohamer Model is as much a part of Gestalt thinking as the works of Levine, Kohler or Kurt Koffka, in that it relates the positive impact values of the handicapping process to the positive values of NOW. It downgrades any statistic unless it has immediate Positive Impact Value. No other philosophical, psychological or mathematical process has included such a thesis with such immediate effect. (Brohamer's comment: Who are these guys Levine, Kohler and Koffka, and what tracks do they play?)

The generic win model line scores were adequate for winning 63% of the races played, betting two horses as prescribed. However, to Tom Brohamer, 63% was a starting point mastered after a couple of weeks. He quickly sensed that a much higher expectancy could be derived from rearranging line score values in accordance with the requirements imposed by a specific track in a particular time frame at each distance and surface. In short, he isolated all the idiosyncrasies that are commonly called Track Bias.

He found our Viable Variables ideally suited for determining bias and bias deviations. He further found that bias is fluxuating rather than fixed and can be almost immediately determined through using win energy.

In the making and keeping of a Brohamer Model, you will abandon forever the misconception that the Methodology tells you to play the top two numerical horses of ANY readout. (Factor W in Phase III or Ultra or Ultra+Variant in Ultra Scan) This

procedure was never prescribed. On pages 107 through 111 of the Phase III manual, and throughout the Ultra Scan manual, you are told how to find a properly BALANCED (weighted) Factor W and/or Ultra Scan read-out.

The line score concept in the Phase III manual is nothing more than a simplistic, undifferentiated Brohamer Model. They are the foundation on which Tom built his current edifice. Like America, it was there all along, but it took a seafaring adventurer to find it and chart its local so that others less daring could find it.

The unchallenged master of applying the mathematics of regression to handicapping is Dr. William Quirin (see Winning at the Races, Wm. Morrow, 1979). Our own study was not designed as an information source for all handicappers in general, but for a limited group who were not interested in information, per se, but in constructing a winning methodology. John Meyer's Pace Report Study, 1981, was constructed along the same academically sound guidelines as Quirin's. As research material, their work is superior to ours. We had a far narrower and more specific goal; picking winners and making money. Quirin, then, might be considered the Einstein of Handicapping Regression, while our role is more like Oppenheimer's (the developer of the Atomic Bomb).

The difference between our data and that of Dr. Quirin, Frederick Davis and John Meyer is that their data does not depend on any subjective decisions for validation. They used EVERY HORSE in each race studied, and when a running line was used, it

was always chosen by the exact same, repeatable criteria. Hence, the Quirin study, and to some extent Davis's, would be considered more valid by the scientific community, while ours demonstrates its effectiveness only through the number of tickets cashed. This is certainly of interest to us as handicappers, but has no significance in the world of academia.

Quirin's study is monumental in that it investigates a wide range of factors and gives them an accurate IMPACT VALUE. From his study, one can devise a personal method utilizing facts provided. The amazing thing to me is that so few people actually DID devise a successful method of their own from his data base. According to Wm. Morrow sales figures, the book has sold 27 times more copies than there are total consistent winners in North America. The information is sound, but apparently information has little effect on the average race goer.

THE VIABLE VARIABLES TODAY

With over eleven years of research confirmed through the actual cashing of tickets by hundreds of clients throughout the country, your task as a client-user has been simplified. Only a few factors in Phase III and Ultra Scan need to be evaluated. Those who are more more tenuous may choose to evaluate more, but looking at too many is not optimal, and may produce negative results.

PHASE III

- 1) Factor W (listed on some computers as AP)
- 2) Early Pace
- 3) Sustained Pace
- 4) Percentage of Energy Early

You may also want to use one of the following: Adjusted Total Energy, Factor X (sprints and mile only), DC/V (deceleration, sometimes called Turn Time)

ULTRA SCAN

- 1) Ultra - Raw
- 2) Ultra + Variant
- 3) Early Pace
- 4) Late Pace
- 5) Percentage of Energy Early

Additional options are Total Energy, Factor W, or Composite Rating.

99% of all race-goers provide the profits for the 1% who consistently win a little and the 1/10 of 1% who win a lot. That 99% choose to rely on mapmakers to provide them with a flight plan rather than chart their own course. We disdain them not, for they are the source of our parimutuel fund investment profits. Without them, there would be no profits to be derived from the race tracks. To the Brohamers of our minuscule world go the spoils. And now it's time for Tom to begin earning his share of the royalties from this opus.

ENTER TOM BROHAMER!



"And all this time I thought 'Opus' was a psychological term for some nut who wants to marry his mother!"

Where to Start

By far the most frequently asked question is "where do I start?" If asked in the bar after a seminar, the smart aleck answer is "at the beginning." Since we're in workbook form, I think we'll start precisely there.

The concept of the "Brohamer Model" is merely a more intensely focused "compugraph" from the basic methodology. The compugraph was a decision making procedure utilizing the rank order of contenders in each of our rating categories. For example:

	Early Pace	Sust. Pace	Avg. Pace	Total
Contender A	3	1	1	5
Contender B	2	2	2	6
Contender C	1	3	3	7

Each contender has been ranked against the others with the totals favoring Contender A. Therefore, in terms of probability, Contender A, given a fair price, can be bet in this race. The value of this approach is that it forces an organized and somewhat objective approach to your decision making. On a track without a specific bias, the compugraph fared quite well. It is still valuable in the attempt to achieve the 63% win mark (two horse proficiency).

However, most tracks have a definite bias towards one or several of these ratings. In the above example, Contender C, by virtue of the number one ranking in Early Pace, was by far the best play at Oak Tree 1985; at least in sprints. The same meeting favored Contender A in it's route races, an interesting and profitable paradox.

At Santa Anita in 1984, a group of PIRCO people met with Dr. Sartin for a few days at the races. I presented a worksheet and betting model developed from my own record keeping. The sprints were bet from Early Pace ratings and routes from Sustained. The results of our visit were spectacular in terms of the cashier's window. Beyond just those three days, the worksheet disclosed that during a seven week period, 88% of the routes were won by the 1, 2 or 3 ranked Sustained pace horses. Think about it for a minute. That kind of simplified the selection process, didn't it? Lest you think me presumptuous, the Doctor dubbed the concept the "Brohamer Model," not I.

The only real change from the compugraph was to target specific ratings that are producing winners. I contend it is far easier to select winners from a specific category (or perhaps two categories in tandem) than from a myriad of possibilities. Another benefit, of course, was to identify strengths and weaknesses in your own handicapping process. Those worksheets can be found in the "Factor Analysis" workbook along with the statistical conclusions.

Just what data goes onto the worksheet? I personally have run the gamut from tracking every rating in the methodology to the few you'll see presented in this workbook. Arguably, the more data, the more accurate the model. In practice, however, only a few are really necessary. In fact, the more ratings you attempt to use in concert, the more you dilute the value of the truly predictive ratings. During the 1985 Summer meeting at Hollywood Park, the top two early pace or the top two sustained pace ratings were winning nearly 80% of the sprint races! Using them in tandem only served to reduce the overall win percentage while, at the same time, complicating the selection process.

I do, however, suggest you begin using all your ratings and then delete those which tend to duplicate or negate others. The sample worksheet is the one I used during the 1986 Santa Anita winter meeting. As you can see, I'm recording most of the ratings associated with the Phase III methodology. My betting, however, is based on just a few of those ratings

A question that arises in every seminar is, "How much data is required to build a model?" There are two answers to that question. I will begin betting on patterns based on the races run early in a single day's card. If sustained pace wins the first two races of the day, I will key on the sustained pace horses in the third race. Another winner in that race and I'll continue that strategy.

Our best handicappers will follow a similar procedure anytime they're at the racetrack. A short-term model is necessary to avoid those days where nothing goes right. In terms

of building a longer range model, two or three days will indicate a reliable bias. To build a fast data base, I suggest you enter the winner and the second place finisher. Clearly mark the second place horses so you can delete them after three or four days.

If the bias appears choppy, with no real patterns developing, continue with a short term model that you'll adjust each day. Patterns will emerge and, except in a period of transition from one bias to another, those patterns are easily identified.

PROCEDURE

The mechanics involved are very simple. I mentioned earlier that by using your own pre-race figures and rankings you have a dual benefit. Not only are we achieving an understanding of track bias, but we're also gaining insight into our own handicapping skills. What goes onto the worksheet? . . . the winners rankings from your pre-race analysis. The following rankings are from a race detailed elsewhere in this book:

	RANKINGS			
	A P	E P	S P	T S
	---	---	---	---
SPICY F.	1	4	2	1
HELLO K.	2	1	5	4
GRULLASTAR	2	5	2	1
MISS M.	4	6	1	3
GRAN V.	5	2	5	5
SHYSTER	5	3	4	6

Hello Kate won this race in wire-to-wire fashion. On the worksheet we record a "2" in A.P., a "1" in E.P., a "5" for S.P., and a "4" for True Speed. The early energy was 53% (that figure is in the body of the printout- not shown). As the database grows, I assure you trends will develop.

I handicapped seven routes during the week of April 9th at Santa Anita. The working model constructed from that data is:

DIST. CAT. RTES TRK. S.A.

DIST. A.P. E.P. S.P. F.W. T.T. %E. RMKS..

4-9 8.0	4	1	4	1	4	53.7% spr.	30th E.P. 5066
8.5	1!	1	3	1	1	53.3% v.n.	40th A.A. 48.4. 4866
4-10 8.5	1	1	1	1	1	52.3% STR. OUT	11th STR. OUT
8.5	1	1	4	1	1	52.43% 401.41.	37th CHAS V
4-11 8.5	1	1	2+	1	1	54.3 STR. H. OUT 8	4th E.P. 1 4066
4-12 8.5	2	2	4	2	2	52.8% STR. OUT	32K 7th M
4-13 8.0	1+	1	3	1	2	53.15% STR. OUT	NW1 15th

The most effective way to use the data is to quantify the rating categories. For example, the average ranking in this seven race sample for S.P. (Sustained Pace) is 2.6. I try to include five horses in my final race analysis so as to give some impact to the rankings. An average ranking of 2.6 in a five

horse field reveals far more than if only three contenders were used in the analysis. With this in mind, a 2.6 average ranking indicates sustained pace is not the key to the racetrack. A fuller profile:

A.P.	E.P.	S.P.	F.W.	% E.
1.6	1.2	2.6	1.2	53.2%

This is probably as strong an early pace bias as you're ever going to see. The early energy of 53.2% indicates an extreme advantage to the early leaders. Any horse closing well against that bias can surely be upgraded in its next start.

What you're seeing is a 180 degree change in this particular racetrack. Consider the following; for nearly 15 weeks this was the optimum profile:

A.P.	E.P.	S.P.	F.W.	% E.
2	4	2	2	51.68%

Anyone keeping close tabs on Santa Anita should have discovered the "mother lode." That's probably the most dramatic change I've ever witnessed without a change in climate. Most players were not attuned to the change, as the mutuals were more than generous. With a little effort on your part, you'll never miss that type of opportunity.

Which Races To Use

One of the questions most central to this approach to bias analysis is: "which races should be used to build the model?" An over simplified answer to that question is to use those races with the most predictive value. That's not always easily determined. It is necessary for you to understand the basic structure of the racing program at your particular racetrack. As Doc Sartin says; "Know Thy Racetrack." My approach here will be to tell you how I deal with the problem at the major tracks in Southern California and at the slightly lesser tracks of Northern California. For once I use rules within the methodology:

- 1) Avoid the cheapest races carded at the track.

In Southern California we run for as low as \$10,000 and often find runners that would be entered for \$5,000 if those races were available. At this lowest rung on the claiming ladder, many races are won by form/condition default and defy effective analysis. For purposes of model construction I avoid these races at all times.

- 2) Avoid the highest class at the track.

There is a flip side to the previous "coin." The highest class races on the grounds often contradict the existing bias. Those of you keeping an energy model know this

already. The higher the class, the more likely a contender will run fast early and late. As the result of faster last fractions, the % Early Energy pars for top class horses are significantly lower than for their lower class counterparts. Here class will tell and the best horse will usually overcome whatever bias that may exist.

3) Avoid the youngest horses on the grounds.

Early year three-year olds and late year two-year olds are not highly predictive in terms of either energy or model analysis. These youngsters are still learning to run and many of the races (especially fillies) become a matter of who can "put away" whom. This is not to say races in these categories are not bettable; I'm only advising you not to use them in model construction. In actuality, many of these races are bettable and may produce generous profits.

Now, which races do we use? The races which seem to have the most "predictive value" at my racetrack are the mid-range claiming to conditioned allowance races. Day in and day out, these races maintain a predictability that is constant over time. In Southern California those levels represent the \$16,000 claiming races through the Non-Winners of three category. Both NW-4 and Classified Allowance races present other problems of class and form that are best dealt with in other ways. For overall predictability it's best to stay within that \$16,000 claiming to NW-3 structure.

Bay Meadows and Golden gate present a different situation. The claiming structure at those racetracks ranges as low as \$5,000 to as high as \$40,000. My approach is to begin two levels above the bottom claiming level and record races beginning at \$8,000. The top side of the scale remains basically unchanged, although many of the smaller stakes races are merely NW-2 in disguise.

A few Additional points:

- 1) Maintain separate sprint and route models for both dirt and turf races. More often than not, the sprint to route and dirt to turf biases will be diametrically opposed. As I write this, the Santa Anita dirt profile averages are:

Dist.	Early	Sustained
Route	4	2
Sprint	2	4

Anyone not distinguishing between distances at Santa Anita is going to be wrong 50% of the time. How do you achieve 63% win in that situation? You don't!

- 2) Maintain a separate place model, especially if you're into exotic betting. Nothing is more frustrating than predicting the winner of an exacta race and then eating losing tickets because you missed the place horse. You'll generally find that "opposites attract" and the place horse has a running style just the reverse of the winning profile. As in the case of an Early Pace bias, the other front runners usually give up the place spot to a closer who is catching tired horses. Conversely, on a closer's track, the speed horse, while not winning, frequently holds on for second.

- 3) For purposes of constructing a winning model, use only races that you have handicapped. I re-emphasize a point made earlier. One of the benefits in all this is the insight gained into your own handicapping skills. Believe me, if you're weak at picking pace lines or making adjustments, the problem will glare from the page during this process.

Finally, a few words about betting from your model. A lot of hard work is involved in reaching certain conclusions. Once your data reveals a bias in the ratings, by all means trust those conclusions. If your model says bet the number one and two ranked sustained pace horses . . . then bet them. Don't begin the "What If?" process and start rationalizing around the truths you've already exposed. While it's human nature to intellectualize just about everything; to do so here is downright destructive. If you're fortunate enough to discover a dominant bias, then trust your homework! In the midst of an extreme sustained pace bias, don't be holding tickets on an early pace horse.

Have the courage of your convictions and optimize your "inside knowledge." I don't know anyone better at this than Bob Purdy. If the winning profile is clear in his mind, he'll push it to the maximum.

When we first met Michael Pizzolla in 1984, the three of us visited Belmont Park. Previous races convinced us that the turf course would favor Majesty's Prince, one of the nation's dominant sustained pace horses. Determining the second place finisher was

a matter of which other contender would relish the soft footing. After the race, Michael and I cashed win and exacta tickets for moderate amounts. We then waited while the cashiers scrambled for more \$100 bills to cash Purdy's tickets. Having the courage of his convictions, he had bet one combination from Majesty's Prince to the second place finisher, who was 17-1. When Michael realized that Bob had bet such a large exacta only one way, he was a little shocked. Bobby's response was " . . . but Michael, they only finish one way!" I'm not suggesting you adopt Bob's "Jack the Ripper" approach to money management, but I do suggest you put your money where your records are. If the place model says a horse should finish second, don't "turn-it-around;" you'll only be bucking what you have established as reality.

Place Figures vs. Results Charts

Another frequently asked question concerns the derivation of the numbers entered onto the worksheets. Are these results from the charts or before race rankings generated by the methodology? With the exception of one section devoted to the use of results charts, all of the examples in this book are before race figures. Please remember that the intent here is to determine track bias and bias within your handicapping procedures. While actual results can be used to construct a fairly reliable model, it is still only second best. Knowing whether your pre-race rankings generally places the winner in the top 2 or 3 in a given category is infinitely more valuable. Therefore, the 1's, 2's and 3's in any given rating category represent the winner's rankings against

the other contenders in that race. With few exceptions, those rankings were generated before the races were actually run. Occasionally, you'll find it valuable to re-rate a race that seems to contradict your understanding of the bias. That's not only acceptable, but also highly advisable. By all means take every step necessary to solve the track bias puzzle. In it lies the key to the money room.

HOW LONG IS A MODEL VALID?

For this question there is no absolute answer. I cannot say, beyond certain guidelines, that a model has any precise life expectancy. During the 1984 Santa Anita meeting I maintained a seven week route model with little or no variance. Conversely, the 1985 Oak Tree meeting produced three separate route models in six weeks. Weather, geography, time of year and track maintenance all have an effect on the racing surface. That is both the pain and the pleasure of what we're about. Without those external factors everyone would perceive the exact bias and our mutual averages would plummet.

The answer to the question is therefore: the model is good as long as it is good. Not exactly doubletalk. Cashing a bet depends entirely upon today's reality. Because certain factors may produce long range profits does not guarantee winning today. Knowing what happened yesterday and earlier today is what produces maximum profits.

Coping with short-term trends is what the Brohamer Model is all about. I personally maintain a model until two or three races contradict what I had perceived as reality. At that point, I construct a separate model while still maintaining records for both the new and the existing worksheets. If the trend continues, I use only the new material and file the old for

future reference. When the bias again changes, I repeat the process, and so on . . .

None of this is to say, however, that a changing bias is always the case. During the entire three and one half months of the 1985 Hollywood Park spring-summer meeting, the 1 1/8 mile dirt races were dominated by the top two "Early Pace" contenders. With very few exceptions, those contenders were like "death and taxes" and big profits were made by zeroing in on that profile. As you can see by the enclosed results charts for 1 1/8 mile races run during the fall meeting that exactly nothing had changed four months later. How long is a model valid? You tell me.

On the next page, take a look at the first four races run at 1 1/8 miles on Nov. 29, 1985 at Hollywood Park's fall meeting. The model at that distance is the top three Early Pace horses with first call position used as a separator. That model has been bettable since the new track opened in Nov, 1984.

Analyzing those four races reveals the following:

- 1) Every winner was in the lead by the second call. (Early Pace.)
- 2) Average first call running position was 2, and beaten lengths were almost zero.

So far, handicapping that distance has literally been "shooting fish in a barrel." With very few exceptions, the above profile has been dominant at the distance.

I've also included the results charts from the first four races run the following April, at the Spring-Summer meeting. Take a look and then you decide how long a model's valid.

SECOND RACE Hollywood NOVEMBER 23, 1985

1 1/4 MILES. (1.47%) CLAIMING. Purse \$11,000. Fillies and mares. 3-year-olds and upward. Weights, 3-year-olds, 119 lbs.; older, 122 lbs. Non-winners of two races at a mile or over since September 15 allowed 3 lbs.; such a race since then, 6 lbs. Claiming price \$12,500.

Value of race \$11,000; value to winner \$5,850; second \$2,200; third \$1,650; fourth \$825; fifth \$275. Mutuel pool \$249,817.

Last Raced	Horse	EqL.A.Wt	PP	St	1/4	1/2	3/4	Str	Fin	Jockey	Cl'g Pr	Odds \$1	
14Nov85 5Hol6	Surgeon Sal	b	4	117	4	5	33 1/2	11	12 1/2	13	1 1/4 Black C A5	12500	3.50
14Nov85 5Hol6	Binga	b	6	111	7	4	84	84	5 1/2	22 1/2	24 Alvarez A5	12500	13.10
15Nov85 2Hol11	Winds Of Cove	b	3	113	5	9	7nd	7 1/2	76	6 1/2	31 Ortiz A B	12500	31.00
14Nov85 5Hol2	Shigumi	b	4	116	2	1	62 1/2	6nd	6 1/2	3 1/2	44 Dominguez R E	12500	3.60
11Nov85 2SA4	Goodnight My Love	b	3	115	1	8	9	9	8 1/4	76	5 1/2 Castanon A L	12500	8.10
14Nov85 5Hol8	Merry Headliner	b	4	116	8	7	54	4 1/2	33	4nd	6 1/2 Scott J M	12500	39.30
15Nov85 2Hol12	Cathy's Gee Gee	b	3	110	9	3	2nd	23	2 1/2	5nd	7 1/2 St Martin E5	12500	9.00
24Nov85 7TuP7	Landia	b	4	117	3	6	43 1/2	54	4 1/2	8	8 Pincay L Jr	12500	1.60
20Nov85 9Hol7	Lady Wilde	b	3	113	6	2	1 1/2	3nd	9	—	— Olivares F	12500	30.30

Lady Wilde, Pulled up.

OFF AT 2:02. Start good. Won driving. Time, :23 1/2, :47 1/2, 1:14, 1:41, 1:54 1/2. Track sloppy.

\$2 Mutuel Prices:

4-SURGEON SAL	9.00	5.00	4.20
7-BINGA	—	9.60	6.20
5-WINDS OF COVE	—	—	13.60

NINTH RACE Hollywood NOVEMBER 23, 1985

1 1/4 MILES. (1.47%) CLAIMING. Purse \$13,000. 3-year-olds and upward. Weights, 3-year-olds, 119 lbs.; older, 122 lbs. Non-winners of two races at a mile or over since September 15 allowed 3 lbs.; such a race since then, 6 lbs. Claiming price \$16,000; if for \$14,000 allowed 2 lbs. (Races when entered for \$12,500 or less not considered.)

Value of race \$13,000; value to winner \$7,150; second \$2,600; third \$1,950; fourth \$975; fifth \$325. Mutuel pool \$224,987. Exacta Pool \$381,158.

Last Raced	Horse	EqL.A.Wt	PP	St	¼	½	¾	Str	Fin	Jockey	Cl'g Pr	Odds \$1	
25Oct85 10TuP4	Ward C.	b	4	116	8	3	13	12½	12½	16	17 Valenzuela P A	16000	3.80
17Nov85 5Hol8	Fogelberg	b	4	116	5	5	22	2nd	3½	22½	23 Hernandez R	16000	15.90
21Nov85 9Hol3	Oriental Way	b	5	116	2	6	62½	64	52	44	32 McCarron C J	16000	3.60
9Nov85 2SA8	Backlog	b	5	116	3	8	8	7½	6½	5½	42½ Baze G	16000	9.80
13Nov85 9Hol	Elefante	b	4	116	1	7	73	5½	44	32	57 Mercado V V	16000	52.60
23Nov85 4Hol1	Jolly Josh	b	4	116	4	2	33	35	2nd	67	6nd Meza R Q	16000	3.50
23Nov85 2Hol3	Captain Double	b	8	116	7	1	42	4nd	7	7	7 Pedroza M A	16000	4.40
14Nov85 9Hol1	Pertex	b	6	115	6	4	52½	8	—	—	— Castanon A L	14000	4.30

Pertex, Pulled up.

OFF AT 5:24. Start good. Won driving. Time, :22 1/2, :46, 1:11, 1:36 1/2, 1:58 1/2. Track sloppy.

\$2 Mutuel Prices:

8-WARD C.	9.60	5.40	4.40
5-FOGELBERG	—	11.80	6.20
2-ORIENTAL WAY	—	—	3.80
\$5 EXACTA 8-5 PAID \$368.50.			

NINTH RACE Hollywood NOVEMBER 30, 1985

1 1/4 MILES. (1.47%) CLAIMING. Purse \$22,000. 3-year-olds and upward. Weights, 3-year-olds, 119 lbs.; older, 122 lbs. Non-winners of two races at a mile or over since September 15 allowed 3 lbs.; such a race since then, 6 lbs. Claiming price \$50,000; if for \$45,000 allowed 2 lbs. (Races when entered for \$40,000 or less not considered.) (ORIGINALLY CARD TO BE RUN ON THE TURF.)

Value of race \$22,000; value to winner \$12,100; second \$4,400; third \$3,300; fourth \$1,650; fifth \$550. Mutuel pool \$251,429. Exacta Pool \$425,594.

Last Raced	Horse	EqL.A.Wt	PP	St	1/4	1/2	3/4	Str	Fin	Jockey	Cl'g Pr	Odds \$1
11Nov85 9SA1	Amorous II	b	7	117	1	2	12 1/2	13 1/2	14	15 1/2 Pincay L Jr	50000	1.40
17Nov85 9Hol4	Vigorous Vigors	b	5	116	4	6	7	6 1/2	42 1/2	2 1/2 McCarron C J	50000	2.70
9Nov85 3SA6	It's Never Dull	b	5	114	2	1	21	21	22	34 3 1/2 Olivares F	45000	8.70
14Jun85 3Eng2	Kip	b	3	113	7	7	52 1/2	52	5 1/2	4 1/2 Meza R Q	50000	10.00
11Nov85 5SA1	Bouncing Buttons	b	4	117	6	5	6 1/2	7	6nd	53 54 1/2 Kaenel J L	45000	3.80
6Nov85 5SA7	Dotterel II	b	5	114	3	4	3 1/2	33	3 1/2	6 1/2 Solis A	45000	21.40
11Nov85 5SA4	Allowance	b	5	116	5	3	45	42	7	7 Hawley S	50000	13.90

FIRST RACE Hollywood NOVEMBER 30, 1985

1 1/4 MILES. (1.47%) CLAIMING. Purse \$16,000. Fillies. 3-year-olds. Weight, 121 lbs. Non-winners of two races at a mile or over since September 15 allowed 3 lbs.; such a race since then, 6 lbs. Claiming price \$32,000; for each \$2,000 to \$28,000 allowed 1 lb. (Races when entered for \$25,000 or less not considered.) 14th DAY. WEATHER CLOUDY. TEMPERATURE 62 DEGREES.

Value of race \$16,000; value to winner \$8,800; second \$3,200; third \$2,400; fourth \$1,200; fifth \$400. Mutuel pool \$236,763.

Last Raced	Horse	EqL.A.Wt	PP	St	1/4	1/2	3/4	Str	Fin	Jockey	Cl'g Pr	Odds \$1	
8Nov85 9SA4	Proper Me	b	3	115	1	3	22	21	1nd	1 1/2	1nd McCarron C J	32000	8.90
20Nov85 4Hol7	Ed's Bold Lady	b	3	116	3	7	7	7	7	3 1/2	22 1/2 Delahoussaye E	32000	4.80
31Oct85 3SA1	Rejected Love	b	3	117	7	2	52 1/2	51	4nd	2 1/2	33 Pincay L Jr	32000	2.80
16Nov85 4Hol1	Rock Canyon	b	3	116	2	4	44	47	34	44	44 Valenzuela P A	32000	1.10
16Nov85 4Hol8	Hidden Past	b	3	108	5	1	1 1/2	1nd	2 1/2	53 1/2	5nd Alvarez A5	28000	36.70
15Nov85 5Hol8	Keep Dating	b	3	115	6	5	68	62 1/2	52	6 1/2	6 Olivares F	32000	9.10
15Nov85 5Hol8	Jello	b	3	115	4	6	3rd	3 1/2	6nd	7	— Meza R Q	32000	15.50

Jello, Eased.

OFF AT 1:02. Start good. Won driving. Time, :23 1/2, :47, 1:12 1/2, 1:36, 1:51. Track muddy.

Official Program Numbers:

\$2 Mutuel Prices:

1-PROPER ME	19.00	9.00	4.20
3-ED'S BOLD LADY	—	6.00	3.20
8-REJECTED LOVE	—	—	3.80

Bt. h. or br. f, by Proprietors—Determine Break, by Determine. Trainer Warren Donald. Bred by Old English Rancho

FIRST RACE
Hollywood
APRIL 23, 1986

1 1/4 MILES. (1.47%) MAIDEN CLAIMING. Purse \$13,800. 3-year-olds and upward. Weights, 3-year-olds, 115 lbs.; older, 123 lbs. Claiming price \$32,000; if entered for \$28,000, allowed 2 lbs. 1ST DAY. WEATHER CLEAR. TEMPERATURE 78 DEGREES.

Value of race \$13,800; value to winner \$7,150; second \$2,600; third \$1,950; fourth \$375; fifth \$325. Mutuel pool \$232,743.														
Last Raced	Horse	Eq.	A	Wt	PP	St	1/4	1/2	3/4	Str	Fin	Jockey	Ci'g Pr	Odds \$1
11Apr86 4SA5	Gregson	b	3	118	2	1	11 1/2	11 1/2	11 1/2	12 1/2	15	Black C A5	32000	2.20
11Sep85 4Dmr2	Averted		3	115	7	5	6th	5th	4th	23 1/2	21 1/2	McCarron C J	32000	1.60
2Apr86 3SA7	Sea And Sew		3	117	1	9	8 1/2	8 1/2	7 1/2	41 1/2	35	Pincay L Jr	32000	6.10
2Apr86 3SA5	Chief Of Fire	b	3	115	4	7	44	44	3rd	31	41 1/2	Valenzuela P A	32000	8.60
15Sep85 12Arg6	Kampur		4	123	3	4	2nd	31	21	54	52	Kaenel J L	32000	23.10
11Apr86 4SA6	Miami Sol	b	3	114	6	3	5 1/2	7 1/2	8 1/2	60	61 1/2	Stevens G L	28000	12.90
18Apr86 4SA6	Bill's Fantasy	b	3	115	8	6	7 1/2	6 1/2	6 1/2	78	7	Campas R	32000	25.10
11Apr86 3SA8	Boque's Star	b	3	115	5	8	9	9	9	85	—	Castanon A L	32000	58.60
19Oct85 3Lga2	Gallant Sailor	b	3	115	9	2	31	2nd	5th	9	—	Meza R Q	32000	11.90

Boque's Star, Eased; Gallant Sailor, Eased.

OFF AT 2:02. Start good. Won ridden out. Time, :22%, :46%, 1:12%, 1:39%, 1:53% Track fast.

Official Program Numbers:

\$2 Mutuel Prices:
 3-GREGSON _____ 6.40 3.60 2.80
 7-AVERTED _____ 3.40 2.80
 2-SEA AND SEW _____ 3.20

B. c. by Somethingfabulous—Rosey Hill, by Military. Trainer Gregson Edwin. Bred by Pope Mrs G A Jr (Cal).

NINTH RACE
Hollywood
APRIL 25, 1986

1 1/4 MILES. (1.47%) CLAIMING. Purse \$28,000. 4-year-olds and upward. Weight, 122 lbs. Non-winners of two races at one mile or over since February 15 allowed 3 lbs.; of such a race since then, 6 lbs. Claiming price \$62,500; if for \$57,500 allowed 2 lbs. (Races when entered for \$50,000 or less not considered.)

Value of race \$28,000; value to winner \$15,400; second \$5,600; third \$4,200; fourth \$2,100; fifth \$700. Mutuel pool \$190,886.

Exacta Pool \$281,973

Last Raced	Horse	Eq	A	Wt	PP	St	1/4	1/2	3/4	Str	Fin	Jockey	Ci'g Pr	Odds \$1
9Apr86 9SA1	Celtic Venture	b	5	116	6	1	13	1st	11	11	13	Kaenel J L	62500	1.20
30Mar86 9SA2	Stickette	b	5	111	2	3	2 1/2	3rd	3rd	23 1/2	23	Black C A5	62500	8.60
23Mar86 7SA4	Valiant George		4	116	1	5	6 1/2	6 1/2	6 1/2	31	32 1/2	Solis A	62500	5.40
5Apr86 7SA2	Nordicus	b	4	116	4	2	4th	5th	5 1/2	42 1/2	43	Delahoussaye E	62500	6.70
13Apr86 9SA7	Bedouin	b	5	116	7	6	7	7	7	51 1/2	53	Hernandez R	62500	5.00
22Mar86 4GG7	Lyphard Chimes	b	4	116	5	7	31	22	21 1/2	61	65	Meza R Q	62500	16.20
25Mar86 7SA5	Forgot The Ring		6	116	3	4	55	4 1/2	4th	7	7	McCarron C J	62500	6.40

OFF AT 5:58. Start good. Won ridden out. Time, :23%, :47%, 1:11%, 1:36%, 1:49% Track fast.

\$2 Mutuel Prices:
 6-CELTIC VENTURE _____ 4.40 3.60 3.20
 2-STICKETTE _____ 6.60 4.20
 1-VALIANT GEORGE _____ 3.20
 \$5 EXACTA 6-2 PAID \$57.50.

THIRD RACE
Hollywood
APRIL 27, 1986

1 1/4 MILES. (1.47%) CLAIMING. Purse \$13,000. 4-year-olds and upward. Weight, 122 lbs. Non-winners of two races at a mile or over since February 15 allowed 3 lbs.; such a race since then, 6 lbs. Claiming price \$12,500; if for \$10,500 allowed 2 lbs. (Races when entered for \$10,000 or less not considered.)

Value of race \$13,000; value to winner \$7,150; second \$2,600; third \$1,950; fourth \$375; fifth \$325. Mutuel pool \$235,162. Exacta Pool \$329,985.

Last Raced	Horse	Eq	A	Wt	PP	St	1/4	1/2	3/4	Str	Fin	Jockey	Ci'g Pr	Odds \$1
16Apr86 2SA2	Eterno	b	7	116	1	3	11	12 1/2	15	16	13 1/2	Castanon A L	12500	5.30
28Mar86 9SA6	Lighthwayholme	b	6	119	3	8	84	6th	62	23 1/2	24	Higuera A R	12500	7.40
17Apr86 9SA2	Jolly Josh		5	116	8	4	41 1/2	41	3rd	31	31 1/2	Delahoussaye E	12500	2.30
3Apr86 9SA5	Hardtohandle	b	5	114	7	6	52	54	4 1/2	44	41 1/2	Patterson A	10500	42.10
17Apr86 9SA7	Parlapiano	b	5	116	2	5	6 1/2	8 1/2	7 1/2	51	52 1/2	Ortega L E	12500	23.40
16Apr86 2SA1	Vorlauder	b	9	119	10	9	9th	10	10	74	6 1/2	Meza R Q	12500	5.00
5Apr86 9SA5	Wild Pleasure	b	5	119	6	1	2nd	2 1/2	5 1/2	6th	75	Sibille R	12500	3.90
5Apr86 8TuP1	Nibbler		5	119	9	7	7th	7th	8th	9	8 1/2	Kaenel J L	12500	18.00
5Mar86 2SA8	Son Of Kandy		5	114	4	2	31 1/2	31	2nd	8 1/2	9	Pedroza M A	10500	76.40
17Apr86 9SA4	La Verne's Big Mac	b	6	116	5	10	10	9th	9 1/2	—	—	Olivares F	12500	8.30

La Verne's Big Mac, Lame.

OFF AT 2:32. Start good. Won easily. Time, :23%, :47%, 1:12, 1:38, 1:52 Track fast.

\$2 Mutuel Prices:
 1-ETERNO _____ 12.60 7.00 4.20
 3-LIGHTHWAYHOLME _____ 8.60 5.60
 8-JOLLY JOSH _____ 3.40
 \$5 EXACTA 1-3 PAID \$241.00.

THIRD RACE
Hollywood
APRIL 30, 1986

1 1/4 MILES. (1.47%) CLAIMING. Purse \$21,000. 4-year-olds and upward. Weight, 122 lbs. Non-winners of two races at a mile or over since February 15 allowed 3 lbs.; such a race since then, 6 lbs. Claiming price \$40,000; if for \$35,000 allowed 2 lbs. (Races when entered for \$32,000 or less not considered.)

Value of race \$21,000; value to winner \$11,550; second \$4,200; third \$3,150; fourth \$1,575; fifth \$525. Mutuel pool \$195,852.

Exacta Pool \$226,723.

Last Raced	Horse	Eq	A	Wt	PP	St	1/4	1/2	3/4	Str	Fin	Jockey	Ci'g Pr	Odds \$1
12Apr86 9SA1	Knight Skiing	b	5	116	4	3	32	22 1/2	1st	12 1/2	14 1/2	Delahoussaye E	40000	2.80
9Apr86 9SA7	Tom		7	117	2	6	6	6	6	47	2nd	Pincay L Jr	40000	4.30
23Apr86 9Hol5	Hurricane Hec	b	5	116	1	5	54	57	32	22 1/2	36 1/2	McCarron C J	40000	3.80
18Apr86 9SA1	Sergeant Gerard		4	114	3	1	1 1/2	1st	25	3rd	49 1/2	Stevens G L	35000	11.20
23Mar86 9SA10	Too Much For T. V.	b	6	119	6	2	2nd	3 1/2	42 1/2	50	5	Valenzuela P A	40000	1.90
15Apr86 6GG6	Media Marvel		4	119	5	4	46	44	5 1/2	6	—	McHargue D G	40000	8.40

Media Marvel, Eased.

OFF AT 3:03. Start good. Won easily. Time, :22%, :46%, 1:11%, 1:39%, 1:52% Track fast.

\$2 Mutuel Prices:
 4-KNIGHT SKIING _____ 7.60 3.40 2.40
 2-TOM _____ 5.80 2.60
 1-HURRICANE HEC _____ 2.80
 \$5 EXACTA 4-2 PAID \$92.00.



THE BROHAMER MODEL AND ULTRASCAN

Fashioning an effective, accurate Brohamer Model is not limited to Phase III users. It is equally potent with Ultra Scan. In fact, it makes Ultra Scan even more powerful without the necessity of any adjustments because it isolates the conditions under which Ultra Raw or Ultra + Variant should be utilized.

EXAMPLE (answering NO to the ADJUSTMENTS? question)

ULTRA	ULTRA+V	EP	LP
1	2	2	4
2	3	2	5
2	2	1	4
3	3	2	5
1	2	1	3
<hr/>			
2	3	2	5

An Atypical model would be:

ULTRA	ULTRA+V	EP	LP
1	5	2	4
5	1	2	4

In the typical example, Ultra and Ultra+V are within one ranking point of each other; thus one read out confirms the validity of the other. The model is a 2, 3, 2, 5, and a wager is indicated on the two horses that best fit these parameters.

In the Atypical model, we have an instant warning to check our selection process. The contender that is ranked One in Ultra and Five in U+V is quite obviously the fastest animal in the race, but has been PENALIZED for being too fast by the Meridian Variant. This is our clue to analyzing the race. Was the horse coming off a surface or distance that caused its high read outs? Or was it being inordinately penalized because the competition was being overadjusted despite being slower horses? Such an unbalanced read-out is an immediate warning to re-evaluate the race. Phase III does not provide you with this unique opportunity; it requires that you evaluate the contenders before making your entries.

In the second example, where a contender ranks number one on U+V but only 5 on ULTRA, we see an instance where an entrant was credited solely on the basis of the Meridian Variant Adjustment. 5 - 1 rankings can produce whopping long shot mutuels, but only when the ranking is WARRANTED by the FACTS. Once again, you are asked to re-evaluate. If the distance, surface, or daily variant conditions justify the large meridian variant adjustment, accept it and wager accordingly. But if the contender was merely a slow horse, accept the Ultra Raw ranking.

If you say YES to the ADJUSTMENT? question on your computer and use either your own Pace Profile adjustments or one or both

of the computer suggested adjustments, the only valid readout is ULTRA. ULTRA+V has absolutely NO significance, because it has been doubly adjusted by your input and the built in adjustments made by the computer.

For further insight into how well the Brohamer Model concept works with Ultra Scan, let's take a look at Bob Cochran's Hawthorne model. Bob built the model based on answering "NO" to the ADJUSTMENT? question.

Despite the fact that his U+V model indicated a wager on the top 3, there were 8 instances in 21 where U+V was in sharp contrast to Ultra Raw. In two of these cases, where the rankings were 4,4 and 4,5, he could not have won the races in any event. In the other 6 exceptions, he was able to pick the winner by re-examining the races and determining that the Raw Ultra was justified. Betting by the numbers only, his win proficiency was 62%. By using common sense, he upped that percentage to 90%. He made a profit in either event, but in applying his skills derived from a through understanding of the Ultra Scan Manual, he increased his profits dramatically. The directions for developing such skills are explicit and are in both the Ultra Scan Manual and in this work. They are universal and available to anyone who will apply them. It is interesting to note that in Bob's Place model, there is little imbalance. Place horses generally display more EVEN PACE efforts than winners. An accurate Place model is essential to Exacta/Quinella wagering. At all times you must be aware that in almost 75% of all races, THE CONTENDER MOST LIKELY TO PLACE IS NOT THE SECOND MOST LIKELY TO WIN!

In Cochran's 21 race model at Hawthorne, Factor W picked the winner in the top two 90% of the time, giving him a perfect check and balance against the other read-outs. At Sportsman's, Factor W ranked only 3.18 overall and under 3 in the races where the other read-outs were predictive. Sportsman's is obviously a more difficult track than Hawthorne. But the higher mutuels warrant the extra effort. By limiting his play to the top 3 Early Pace contenders, Bob still earned a substantial profit with a win percentage of 68.5%. At Hawthorne, his return on investment was 185%, with a win proficiency of 90%.

WINNING HORSES

THE IV. BREGAR REGRESSION FORM (BROHAMER MODEL)																	TOTAL/17
	1	2	3	4	5	6	7	8	9	10	11	12	13	14	15	16	
A.P.V.	4	3	5	6	2	4	4	3	3	5	4	6	5	4	5	4	4.24
ULTRASCAN	2	3	5	4	4	2	5	2	3	2	2	3	3	2	2	1	2.76
USCAN+VAR.	2	3	5	4	2	3	5	5	2	5	2	4	2	1	3	3	3.11
COMP. RATNG	3	4	2	5	4	3	4	4	5	3	1	4	5	4	4	3	3.64
Early Pace	2	5	1	2	1	1	5	3	5	1	2	3	4	2	1	3	2.53
Sust. Pace	3	1	2	1	3	4	4	3	4	3	3	3	4	5	5	4	3.70
FACTOR W	4	3	4	3	4	1	2	4	3	4	5	5	4	3	1	1	3.18
	2	4	4	3	2	4	3	2	2	1	4	3	2	1	2	2	2.53
EN'GY HORSE	2	4	4	3	2	4	3	2	2	1	4	3	2	1	2	2	2.53

THE PLACE *HORSE AVG TOP 3 IN ALL																	TOTAL/17
	1	2	3	4	5	6	7	8	9	10	11	12	13	14	15	16	
A.P.V.	3	5	4	4	3	4	5	1	2	1	5	5	4	3	4	5	3.53
ULTRASCAN	3	2	4	5	3	4	3	4	5	1	4	3	3	4	3	3	3.23
USCAN + VAR	3	2	4	5	2	3	4	6	3	4	3	4	2	1	2	4	3.12
COMP. RTNG.	2	3	4	3	3	4	4	3	2	1	4	5	3	3	4	3	3.11
Early Pace	3	4	2	1	2	2	3	4	4	2	1	3	3	3	1	2	2.47
Sust. Pace	3	3	2	4	6	3	1	2	1	3	4	4	3	3	1	3	2.94
FACTOR W	2	5	3	4	2	1	4	3	4	5	4	5	3	3	1	1	3.11
EN'GY HORSE	1	2	4	5	4	2	2	3	4	1	3	4	2	2	2	2	2.82

ENTER THE RANKINGS OF THE WIN & PLACE HORSES BY CATAGORY

[illegible]

MAKING A REGRESSION MODEL USING A.P.V.

We utilize the A.P.V. Model more as an eliminator of non-contenders than for handicapping, per se. Take a look at Robert Cochran's A.P.V. regression at Sportsman's and Hawthorne. At Sportsman's, the winner came from the top 4.24 A.P.V. horses, while at Hawthorne, winners came from the top 1.95. At Sportsman's, there were two winners in 17 that did not fit the top five designation. At Hawthorne, there were only three that did not meet the top THREE category. Hence, it is wise to extend the parameters a bit, accepting horses within the top 4 at Hawthorne and in the top 5 at Sportsman's.

Two winners would have been eliminated at Sportsman's using this criteria, but further examination shows we probably would not have had one of them anyway. It was no better than third in any category. Eliminating ONE winner in 38 races is still 97.4%. The other winner we would have eliminated (the #4 entry on the work sheet) was 6th in A.P.V., but was 2nd in Early Pace, third in Factor W and FIRST in Sustained pace. Losing this race would not have been a disaster, but it exemplifies that optimal proficiency stems from using more than one factor in making eliminations. The importance of A.P.V. lies not in the number of top A.P.V. horses that win, but the number outside of the top 5 who do NOT win.

Carrying the same concept over into a place model, Cochran determined that at both Hawthorne and Sportsman's, the place horse were in the top 5 without exception. In fact, at Hawthorne, only one out of 21 wasn't in the TOP 4. It is important to remember that we do an A.P.V. on EVERY horse in the race, so these figures have a Quirin-like impact value and are not based on any subjective ability to isolate live contenders. Take care not to use Cochran's figures at YOUR track. Keep your own records; establish your own A.P.V. parameters for Win and Place (and Show, if you play Triples). Keep them current. A.P.V. values have always remained fairly constant, but we win based on current reality.

Every so often, there comes a flurry of letters to Philips Newsletter berating the value of A.P.V. Like most handicappers, the writers of these missives have "first-itis tunnel vision." One even expressed shock that "Even Dr Sartin uses it." The victim of "first-itis" is interested only in how the NUMBER ONE A.P.V. horse fared. We are not. Our purpose is to establish maximal parameters of A.P.V. beyond which a horse cannot win or place.

In our computer program CONTENTERSCAN, copyrighted in 1984 and released in 1986, we utilize the original Phase III class formula that includes Earnings Per Start and In-The-Money-Finish percentage weighted with A.P.V. We find that the TOP 4 ranked by this procedure are winning almost 88% of their races and placing at about 81%

For those having problems in making eliminations, this program has been a source of salvation. The program also creates an artificial dream race in which the best possible three fractions of all contenders are used as a meridian standard of measurement. Jim "The Hat" Bradshaw was a partner in developing this intricate formula, along with many others who helped with the testing. With the bevy of pirates stealing our material, I have eschewed the employment of delicate, passive types as programmers, preferring the muscular, yet highly intelligent Bradshaw for his ability to deck the thieves with one blow should we have the pleasure of encountering them personally.



CASE STUDY

Hollywood Park
6-27-85

The power of this concept of record-keeping to create a betting model is best illustrated than by the next two examples. Hollywood Park's six furlong sprints revealed one of the most dominant bias's I've ever seen. With the exception of the first few days of the meeting, sustained horses overpowered their fields. Let me regress just a moment. Please remember that sustained doesn't necessarily mean pure closers. In any given race, the early pace horse may also be the best sustained horse. When such an animal goes wire-to-wire, please don't automatically conclude that the track is running early. That conclusion could be financially damaging. Dr. Sartin makes the point that although Swale wired his field in the Belmont, he did so as a Sustained Pace horse.

During that Hollywood meeting I was using a worksheet that included first fraction, average pace, early pace and sustained pace. (By now, you may have noticed my own evolutionary process in keeping these records. The concept remains unchanged. The application, however, I feel has become more sophisticated.) The worksheet reflects the last days of the meeting and, as usual, represents only races I personally handicapped.

TRACK HOLL 1985						DISTANCE CATEGORY SPRINTS				
Dist.	Seq. 1	E.P.	S.P.	avg.	Rmks.	Dist.	Seq. 1	E.P.	S.P.	avg.
6f		6	1	1	7 ²⁰ 1-2 LWR	6f		2	2	1
6f	2	1	3	1	7 ¹⁰ 8.19 EPAAS AVG. 1-2 S.P. ADULT	6f		5	1	3
6f		3	1	1	6 ⁰⁰ 1-2 30.57. 60.00 20.00	6f		3	1	1
6f		2	2	1	12 ⁰⁰ 00.00 AVG. 1-2 S.P.					
6f	1	1	1	1	6 ⁰⁰ 8.09 25.1. 11 ⁰⁰ 11 ⁰⁰					
6f		3	4	2	7 ⁰⁰ 1-2 AVG.					
6f		3	3	1	5.0. 2 ⁰⁰					
7f		2	2	1	6 ⁰⁰ 4.40					
6f		4	1	2	1-2 S.P. 64 ⁰⁰ 00.00					
5f		4	1	3	4.0 S.P. 60.00 1-2 S.P.					
6f	5	2	2	2	45.80 1-2 S.P. 1-3					
6f		7	1	2	10 ⁰⁰					
6f	1	3	1	1	3 ⁰⁰					
6f	5	5	1 TIE	3	8 ⁰⁰ 1-2 S.P. 50.00					
6f	5	5	2	1	1.3 S.P. 2 169.0000					
6f		2	1	1	10 ⁰⁰ 1-3 S.P.					
6f		2	2	1	4-1					
6f		5	1	5	23.00 10.00 S.P.					
7f		1	3	2 TIE	100.00 1-3 S.P. 2-2					
6f		3	3	1	100.00 70.00					
6f	2	2	1	1 TIE						
6f		6	2	2 TIE						
6f	1 TIE	2	1	1						
6f		4	1	1	2.4-5A 2 ⁰⁰					
6f		4	1	2						
6f		3	1	1						
6f		3	1	1						

CONCLUSIONS:

#1 sustained won 17 of 27

63%!

#1 and #2 sustained combined won 23 of 27

85%!!!

Based on the prices paid, the optimum strategy during this period was to bet both of the top two sustained pace contenders.

It seems incredible, but the pattern recurs often enough at various distances and tracks to ensure this was no fluke. Before going to the example , I'd like to suggest several improvements to this model that will enhance it's overall value.

- 1) Date the entry. I've subsequently discovered the value of being able to retrieve information in later handicapping efforts.
- 2) Record the prices of each winner. Spot plays isolating a given factor can be lucrative. For example, if your number one Ultra-Scan horse wins frequently enough at a healthy mutuel, take advantage with a separate betting strategy. Additionally, you can only develop a long term betting strategy if you know your R.O.I. (return on investment)
- 3) Leave a generous amount of room on the sheet for remarks. After all, it's your judgement that dictates your bet, so why not record your observations while they're fresh?
- 4) Identify the characteristics of the second place finisher. More often than not, the style of the second finisher is entirely different from the winner. Early pace dominated the 1985 Oak Tree sprints. The typical place horse was number one or two sustained.

The second race on June 27, 1985 matched a bunch of bottom-of-the-barrel claimers. I generally decline to handicap a race at this level, but when the bias is so well identified, it would be foolish not to capitalize on that knowledge.

6 DAILY RACING FORM, THURSDAY, JUNE 27, 1985

2nd Hollywood

START
6 FURLONGS
HOLLYWOOD PARK

6 FURLONGS. (100%) CLAIMING. Purse \$12,500. 3-year-olds and upward. Bred in California. Weights, 2-year-olds, 115 lbs.; older, 125 lbs. Non-winners of two races since April 15, allowed 3 lbs.; a race since then, 5 lbs. Claiming price \$12,500.

Apexon

DELAHOUSSE E
120

Own—Arson J

22nd St-Hol 11:22 45.1 1.04 1/4

23rd St-Hol 11:22 45.1 1.04 1/4

24th St-Hol 11:22 45.1 1.04 1/4

25th St-Hol 11:22 45.1 1.04 1/4

26th St-Hol 11:22 45.1 1.04 1/4

27th St-Hol 11:22 45.1 1.04 1/4

28th St-Hol 11:22 45.1 1.04 1/4

29th St-Hol 11:22 45.1 1.04 1/4

30th St-Hol 11:22 45.1 1.04 1/4

31st St-Hol 11:22 45.1 1.04 1/4

32nd St-Hol 11:22 45.1 1.04 1/4

33rd St-Hol 11:22 45.1 1.04 1/4

34th St-Hol 11:22 45.1 1.04 1/4

35th St-Hol 11:22 45.1 1.04 1/4

36th St-Hol 11:22 45.1 1.04 1/4

37th St-Hol 11:22 45.1 1.04 1/4

38th St-Hol 11:22 45.1 1.04 1/4

39th St-Hol 11:22 45.1 1.04 1/4

40th St-Hol 11:22 45.1 1.04 1/4

41st St-Hol 11:22 45.1 1.04 1/4

42nd St-Hol 11:22 45.1 1.04 1/4

43rd St-Hol 11:22 45.1 1.04 1/4

44th St-Hol 11:22 45.1 1.04 1/4

45th St-Hol 11:22 45.1 1.04 1/4

46th St-Hol 11:22 45.1 1.04 1/4

47th St-Hol 11:22 45.1 1.04 1/4

48th St-Hol 11:22 45.1 1.04 1/4

49th St-Hol 11:22 45.1 1.04 1/4

50th St-Hol 11:22 45.1 1.04 1/4

51st St-Hol 11:22 45.1 1.04 1/4

52nd St-Hol 11:22 45.1 1.04 1/4

53rd St-Hol 11:22 45.1 1.04 1/4

54th St-Hol 11:22 45.1 1.04 1/4

55th St-Hol 11:22 45.1 1.04 1/4

56th St-Hol 11:22 45.1 1.04 1/4

57th St-Hol 11:22 45.1 1.04 1/4

58th St-Hol 11:22 45.1 1.04 1/4

59th St-Hol 11:22 45.1 1.04 1/4

60th St-Hol 11:22 45.1 1.04 1/4

61st St-Hol 11:22 45.1 1.04 1/4

62nd St-Hol 11:22 45.1 1.04 1/4

63rd St-Hol 11:22 45.1 1.04 1/4

64th St-Hol 11:22 45.1 1.04 1/4

65th St-Hol 11:22 45.1 1.04 1/4

66th St-Hol 11:22 45.1 1.04 1/4

67th St-Hol 11:22 45.1 1.04 1/4

68th St-Hol 11:22 45.1 1.04 1/4

69th St-Hol 11:22 45.1 1.04 1/4

70th St-Hol 11:22 45.1 1.04 1/4

71st St-Hol 11:22 45.1 1.04 1/4

72nd St-Hol 11:22 45.1 1.04 1/4

73rd St-Hol 11:22 45.1 1.04 1/4

74th St-Hol 11:22 45.1 1.04 1/4

75th St-Hol 11:22 45.1 1.04 1/4

76th St-Hol 11:22 45.1 1.04 1/4

77th St-Hol 11:22 45.1 1.04 1/4

78th St-Hol 11:22 45.1 1.04 1/4

79th St-Hol 11:22 45.1 1.04 1/4

80th St-Hol 11:22 45.1 1.04 1/4

81st St-Hol 11:22 45.1 1.04 1/4

82nd St-Hol 11:22 45.1 1.04 1/4

83rd St-Hol 11:22 45.1 1.04 1/4

84th St-Hol 11:22 45.1 1.04 1/4

85th St-Hol 11:22 45.1 1.04 1/4

86th St-Hol 11:22 45.1 1.04 1/4

87th St-Hol 11:22 45.1 1.04 1/4

88th St-Hol 11:22 45.1 1.04 1/4

89th St-Hol 11:22 45.1 1.04 1/4

90th St-Hol 11:22 45.1 1.04 1/4

91st St-Hol 11:22 45.1 1.04 1/4

92nd St-Hol 11:22 45.1 1.04 1/4

93rd St-Hol 11:22 45.1 1.04 1/4

94th St-Hol 11:22 45.1 1.04 1/4

95th St-Hol 11:22 45.1 1.04 1/4

96th St-Hol 11:22 45.1 1.04 1/4

97th St-Hol 11:22 45.1 1.04 1/4

98th St-Hol 11:22 45.1 1.04 1/4

99th St-Hol 11:22 45.1 1.04 1/4

100th St-Hol 11:22 45.1 1.04 1/4

101st St-Hol 11:22 45.1 1.04 1/4

102nd St-Hol 11:22 45.1 1.04 1/4

103rd St-Hol 11:22 45.1 1.04 1/4

104th St-Hol 11:22 45.1 1.04 1/4

105th St-Hol 11:22 45.1 1.04 1/4

106th St-Hol 11:22 45.1 1.04 1/4

107th St-Hol 11:22 45.1 1.04 1/4

108th St-Hol 11:22 45.1 1.04 1/4

109th St-Hol 11:22 45.1 1.04 1/4

110th St-Hol 11:22 45.1 1.04 1/4

111th St-Hol 11:22 45.1 1.04 1/4

112th St-Hol 11:22 45.1 1.04 1/4

113th St-Hol 11:22 45.1 1.04 1/4

114th St-Hol 11:22 45.1 1.04 1/4

115th St-Hol 11:22 45.1 1.04 1/4

116th St-Hol 11:22 45.1 1.04 1/4

117th St-Hol 11:22 45.1 1.04 1/4

118th St-Hol 11:22 45.1 1.04 1/4

119th St-Hol 11:22 45.1 1.04 1/4

120th St-Hol 11:22 45.1 1.04 1/4

121st St-Hol 11:22 45.1 1.04 1/4

122nd St-Hol 11:22 45.1 1.04 1/4

123rd St-Hol 11:22 45.1 1.04 1/4

124th St-Hol 11:22 45.1 1.04 1/4

125th St-Hol 11:22 45.1 1.04 1/4

126th St-Hol 11:22 45.1 1.04 1/4

127th St-Hol 11:22 45.1 1.04 1/4

128th St-Hol 11:22 45.1 1.04 1/4

129th St-Hol 11:22 45.1 1.04 1/4

130th St-Hol 11:22 45.1 1.04 1/4

131st St-Hol 11:22 45.1 1.04 1/4

132nd St-Hol 11:22 45.1 1.04 1/4

133rd St-Hol 11:22 45.1 1.04 1/4

134th St-Hol 11:22 45.1 1.04 1/4

135th St-Hol 11:22 45.1 1.04 1/4

136th St-Hol 11:22 45.1 1.04 1/4

137th St-Hol 11:22 45.1 1.04 1/4

138th St-Hol 11:22 45.1 1.04 1/4

139th St-Hol 11:22 45.1 1.04 1/4

140th St-Hol 11:22 45.1 1.04 1/4

141st St-Hol 11:22 45.1 1.04 1/4

142nd St-Hol 11:22 45.1 1.04 1/4

143rd St-Hol 11:22 45.1 1.04 1/4

144th St-Hol 11:22 45.1 1.04 1/4

145th St-Hol 11:22 45.1 1.04 1/4

146th St-Hol 11:22 45.1 1.04 1/4

147th St-Hol 11:22 45.1 1.04 1/4

148th St-Hol 11:22 45.1 1.04 1/4

149th St-Hol 11:22 45.1 1.04 1/4

150th St-Hol 11:22 45.1 1.04 1/4

151st St-Hol 11:22 45.1 1.04 1/4

152nd St-Hol 11:22 45.1 1.04 1/4

153rd St-Hol 11:22 45.1 1.04 1/4

154th St-Hol 11:22 45.1 1.04 1/4

155th St-Hol 11:22 45.1 1.04 1/4

156th St-Hol 11:22 45.1 1.04 1/4

157th St-Hol 11:22 45.1 1.04 1/4

158th St-Hol 11:22 45.1 1.04 1/4

159th St-Hol 11:22 45.1 1.04 1/4

160th St-Hol 11:22 45.1 1.04 1/4

161st St-Hol 11:22 45.1 1.04 1/4

162nd St-Hol 11:22 45.1 1.04 1/4

163rd St-Hol 11:22 45.1 1.04 1/4

164th St-Hol 11:22 45.1 1.04 1/4

165th St-Hol 11:22 45.1 1.04 1/4

166th St-Hol 11:22 45.1 1.04 1/4

167th St-Hol 11:22 45.1 1.04 1/4

168th St-Hol 11:22 45.1 1.04 1/4

169th St-Hol 11:22 45.1 1.04 1/4

170th St-Hol 11:22 45.1 1.04 1/4

171st St-Hol 11:22 45.1 1.04 1/4

172nd St-Hol 11:22 45.1 1.04 1/4

173rd St-Hol 11:22 45.1 1.04 1/4

174th St-Hol 11:22 45.1 1.04 1/4

175th St-Hol 11:22 45.1 1.04 1/4

176th St-Hol 11:22 45.1 1.04 1/4

177th St-Hol 11:22 45.1 1.04 1/4

178th St-Hol 11:22 45.1 1.04 1/4

179th St-Hol 11:22 45.1 1.04 1/4

180th St-Hol 11:22 45.1 1.04 1/4

181st St-Hol 11:22 45.1 1.04 1/4

182nd St-Hol 11:22 45.1 1.04 1/4

183rd St-Hol 11:22 45.1 1.04 1/4

184th St-Hol 11:22 45.1 1.04 1/4

185th St-Hol 11:22 45.1 1.04 1/4

186th St-Hol 11:22 45.1 1.04 1/4

187th St-Hol 11:22 45.1 1.04 1/4

188th St-Hol 11:22 45.1 1.04 1/4

189th St-Hol 11:22 45.1 1.04 1/4

190th St-Hol 11:22 45.1 1.04 1/4

191st St-Hol 11:22 45.1 1.04 1/4

192nd St-Hol 11:22 45.1 1.04 1/4

193rd St-Hol 11:22 45.1 1.04 1/4

194th St-Hol 11:22 45.1 1.04 1/4

195th St-Hol 11:22 45.1 1.04 1/4

196th St-Hol 11:22 45.1 1.04 1/4

197th St-Hol 11:22 45.1 1.04 1/4

198th St-Hol 11:22 45.1 1.04 1/4

199th St-Hol 11:22 45.1 1.04 1/4

200th St-Hol 11:22 45.1 1.04 1/4

201st St-Hol 11:22 45.1 1.04 1/4

202nd St-Hol 11:22 45.1 1.04 1/4

203rd St-Hol 11:22 45.1 1.04 1/4

204th St-Hol 11:22 45.1 1.04 1/4

205th St-Hol 11:22 45.1 1.04 1/4

206th St-Hol 11:22 45.1 1.04 1/4

207th St-Hol 11:22 45.1 1.04 1/4

208th St-Hol 11:22 45.1 1.04 1/4

209th St-Hol 11:22 45.1

FINDING THE CONTENDERS

- 1) APOXONU - Trainer Joe Arena turns his own claim around in 5 days, always a positive sign. He ran poorly last out, but the support (4 to 1) in the betting indicated a better try was expected.
- 2) NAVYMAN CLINT - Hasn't been out in four weeks, but his last race wasn't all that bad. Keep him for now.
- 3) DOCTOR JIM TED - A router who hasn't been seen in almost a year. Not today.
- 4) SOMETHING BEYOND - No form and no recent races.
- 5) GRENOBLE - sharp and an obvious contender.
- 6) SILVERADO CHAMP - Caliente shipper from a poor barn. Non contender.
- 7) SHIRLEY'S STEVE R. - A dull try at a lower level and a poor barn.
- 8) TAP OUT TOBY - You'll tap out on this kind. Note the horse's Del Mar and Hollywood races against maiden claimers. In three tries, Tap Out Toby was beaten a total of 68 lengths and failed to beat a single horse. Subsequent races at Caliente and Los Alamitos (a bullring) were against vastly inferior stock.
- 9) GAEL'S IMBRO - found winners not to his liking.
- 10-11 LOFTY EAGLE and PHI BETA KAPPA - neither have recent racing nor do they have any class edge. Out.
- 12) AFICIONADO - A definite contender off his interior fractions last out. The 12 post is no bargain, with that short run to the turn at Hollywood.

Where are we? The contenders worth pursuing are:

- 1) APOXONU
- 2) NAVYMAN CLINT
- 3) GRENOBLE
- 4) AFICIONADO

Feel free to add any of the others if you disagree, but I think you'll find none measures up when pace lines are analyzed.

Speaking of pace lines, lets spend a few minutes with that process.

APOXONU - I chose the second race back for several reasons. To use the winning race would be to choose the best race in his past performances; always a dangerous choice. I chose to ignore his last start because it is not typical of his current form cycle. Mr. Arena's claim suggests improvement. The second race back seems a logical compromise and still maintains a current look at his form. He was wide that day and we'll keep that in mind during our final analysis.

NAVYMAN CLINT - His last race is about our only choice.

GRENOBLE - Let's use the second race back as he was wide last time from the very difficult twelve hole.

AFICIONADO - I chose the interior fractions from his last race and created a sprint pace line. The Phase III manual clearly details the process and the line I created looks like this: 23.0 46.1 1:11.2

Here's what the numbers looked like:

RACE NUMBER 2

DISTANCE = 6.0 FURLONGS

NAME	F 1	F 2	F 3	A P	E P	S P	T S	% E
P of R	57.99	56.51	53.76					
APOXONU	55.58	56.72	53.56	55.51	56.16	54.86	54.86	51.19%
P of R	59.91	55.91	52.01					
NAVYMAN	59.01	55.07	51.91	55.71	56.97	54.44	54.76	52.32%
P of R	58.43	56.40	53.60					
GRENOBL	58.32	56.50	53.29	56.37	57.39	55.34	55.56	51.85%
P of R	57.29	56.80	52.28					
AFICION	57.29	56.80	52.28	55.85	57.04	54.66	54.96	52.18%

RANKINGS

	A P	E P	S P	T S
===	===	===	===	===
GRENOBLE	1	1	1	1
AFICIONADO	2	2	3	2
NAVYMAN	3	3	4	4
APOXONU	4	4	2	3

On the surface, Grenoble appears unbeatable. he has every rating category in his favor, especially the all important sustained pace rating. The fact that he's won only one of his last 25 races (his win-place percentage is only 16%) makes a 4-5 shot a terrible betting proposition. Besides, the model says bet the top two sustained pace horses; so let's look beyond the obvious. Apoxonu is the #2 sustained horse and has a very strong third fraction of 53.56 f.p.s.; the best in this field. I personally bet this horse and I hope that in the future you too will take advantage of similar opportunities. Apoxonu was 21.90 to 1 and clearly fit the 1-2 sustained pace model . . . need I say more? As for Grenoble, this is pretty much up to the individual. I bet against him for the reasons outlined previously. Other players may wish to bet two horses, mainly to insure the race. You'll have to decide this one for yourself.

SECOND RACE Hollywood

JUNE 27, 1985

6 FURLONGS. (1.00%) CLAIMING. Purse \$13,000. 3-year-olds and upward. Bred in California. Weights, 3-year-olds, 115 lbs.; older, 123 lbs. Non-winners of two races since April 15, allowed 3 lbs.; a race since then, 5 lbs. Claiming price \$12,500.

Value of race \$13,000; value to winner \$7,150; second \$2,600; third \$1,950; fourth \$975; fifth \$325. Mutuel pool \$215,019.

Value of Race \$15,000; Value of Winner \$7,125; Second \$3,600; Third \$2,100; 4th \$1,250; 5th \$750; 6th \$500; 7th \$300; 8th \$200; 9th \$150; 10th \$100; 11th \$75; 12th \$50												
Last Raced	Horse	EqL.A.Wt	PP	St	¼	½	Str	Fin	Jockey	Cl'g Pr	Odds \$1	
22Jun85 2Hol10	Apoxonu	b	4	120	1	7	4th	42½	31½	1st Estrada J Jr	12500	21.90
5Jun85 6Hol6	Grenoble	b	5	118	8	6	1st	23	1st	2½ Sibille R	12500	.90
21Apr84 9SA9	Something Beyond	b	5	118	7	5	2nd	1st	21½	3½ Hawley S	12500	16.30
29May85 9Hol7	Aficionado		4	118	12	1	7½	5th	42½	4½ Delahoussaye E	12500	11.30
19May85 9AC7	Silverado Champ		4	118	9	11	10½	8½	52	5½ McHargue D G	12500	77.80
19Aug84 2Dmr8	Doctor Jim Ted		4	118	3	12	12	12	9½	6½ Stevens G L	12500	43.50
5Jly84 5Hol7	Lofty Eagle		8	118	10	3	8th	9½	8½	7th Lozoya D A	12500	83.00
22Jun85 2Hol5	Shirley's Steve R.	b	6	118	4	9	5½	6½	7½	8½ Dominguez R E	12500	6.10
30May85 1Hol5	Navyman Clint		4	118	2	8	11½	10½	11½	9½ McCarron C J	12500	5.60
24Dec84 3Hol3	Phi Beta Kappa	b	4	118	11	2	32	3rd	6½	10½ Meza R Q	12500	10.70
3Nov84 7LA3	Tap Out Toby	b	4	118	5	10	92	112	12	11th Lipham T	12500	67.50
5Jun85 6Hol11	Gael's Imbro		4	120	6	4	6th	7th	10½	12 Pedroza M A	12500	21.70

OFF AT 2:31. Start good. Won driving. Time, :22½, :46½, :58½, 1:11½ Track fast.

\$2 Mutuel Prices:

1-APOXONU	45.80	11.40	5.60
8-GRENOBLE		2.80	2.80
7-SOMETHING BEYOND			8.20

Gr. g. by Shirley's Champion—Daniels Pride, by Gin Tow. Trainer Arena Joseph. Bred by Cal Lorna (Cal).

APOXONU saved ground around the turn, angled outside the leaders while rallying in the stretch and was up in the last strides. GRENOBLE set or forced the early pace outside of SOMETHING BEYOND, responded gamely in the drive and just missed. The latter saved ground around the turn, responded gamely in the drive but hung in the closing strides. AFICIONADO, forwardly placed outside horses to the stretch, rallied in the middle of the track and finished strongly. SHIRLEY'S STEVE R. in contention between horses to the stretch, lacked the needed rally. NAVYMAN CLINT steadied and swung outside horses at the far turn and failed to recover. PHI BETA KAPPA was finished after a half.

Owners—1, Arena J; 2, Icie Stable; 3, Mo-Nan Enterprises; 4, F Y O & M Racing Stable; 5, Anderson-Restuccia-Trcznka; 6, Baugh & Davis; 7, Malibu Stable & Kadner; 8, Neiberg M R; 9, Giammarino Dr E P; 10, Garvin T & Patricia; 11, Grohs-Grohs-Ruiz et al; 12, Pascoe III & Williamson.

Trainers—1, Arena Joseph; 2, Jordan James; 3, Sanford Thomas; 4, Kenney Francis; 5, Lassiter Harlee W; 6, Coffee John; 7, Hodosh Harold; 8, Yasinovsky Joseph; 9, Knight Chay R; 10, Stute Steven; 11, Cortez John E; 12, Palma Hector O.

Scratched—Inverness Gael (15Jun85 1Hol7).

Two races later, we had the opportunity to again capitalize on the Hollywood Park bias. The fifth race was carded for \$20,000 three year old fillies. Not the most reliable of class bands at Hollywood Park. Let's briefly dismiss the non-contenders:

- 2) O.K. KELLY - Dismal form.
- 4) PRIDE OF WINDY - A caliente shipper who competed for \$12,500 at that track.
- 8) VITAL SCORE - Poor form and solidly trounced by several of these in her last start.
- 10) THIRD MARRIAGE - dropping off a claim and also solidly beaten by several of these in her last.

Now the contenders and their pace lines:

- 1) HARD HEARTED SUZY - A marginal contender, since her only claim to fame is a Cal-bred maiden claiming win. Use her last race.
- 3) PAISANA - Dropping sharply for the owner-breeder John Valpredo. I chose to use her third race back.
- 5) RITZY CHICK - Also dropping and clearly a contender. Use the second race back.
- 6) MS. WINDY ROAD - Sharp as the proverbial tack! Use her last race.
- 7) LISAANNE - On a sustained bias track, her second race back is worth a look.
- 9) FRISKY FAWN - Class drop. Use her last race.
- 11) ANNIE LISA - Clearly a contender off her last race. Poor post today, however.

RACE NUMBER 5

DISTANCE = 6.0 FURLONGS

NAME	F 1	F 2	F 3	A P	E P	S P	T S	% E
P of R	58.11	55.63	51.26					
SUZY	57.66	55.63	51.65	55.38	56.63	54.14	54.45	52.30%
P of R	58.63	56.11	52.50					
PAISANA	57.74	54.83	52.60	55.34	56.25	54.43	54.56	51.68%
P of R	59.36	56.31	51.87					
RITZY	54.40	55.88	55.31	55.20	55.16	55.24	54.82	49.93%
P of R	59.28	55.81	51.51					
WINDY	58.50	54.87	53.02	55.73	56.63	54.83	54.94	51.64%
P of R	58.63	56.11	52.50					
LISAANN	56.51	54.83	53.60	55.14	55.65	54.62	54.53	50.94%
P of R	58.39	55.96	52.88					
FRISKY	55.32	56.38	54.07	55.42	55.86	54.97	54.84	50.82%
P of R	59.36	56.31	51.46					
ANNIE	59.36	56.31	50.49	55.97	57.79	54.14	54.77	53.37%

RANKINGS

	A P	E P	S P	T S
	===	===	===	===
ANNIE	1	1	6	4
WINDY	2	2	3	1
FRISKY	3	5	2	2
SUZY	3	2	6	7
PAISANA	5	4	5	5
RITZY	6	7	1	2
LISAANNE	7	6	4	5

There is not a whole lot to consider here. I've armed you with an accurate model-track profile pinpointing sustained pace as dominant. Surely Ritzy Chick's sustained rating and 55.31 final fraction demand a bet of sizable proportions. In the race itself, Ms. Windy Road, the number three sustained horse, appeared a clear winner about 70 yards from the wire. Ritzy Chick exploded late to win and key a \$107.00 exacta using the 1-3 sustained horses. Easy? Sometimes.

FIFTH RACE
Hollywood

JUNE 27, 1965

5 FURLONGS. (1.00%) CLAIMING. Purse \$14,000. Fillies. 3-year-olds. Bred in California. Weight, 121 lbs. Non-winners of two races since April 15, allowed 3 lbs.; a race since then, 6 lbs. Claiming price \$20,000. (Races when entered for \$16,000 or less not considered).

Value of race \$14,000; value to winner \$7,700; second \$2,000; third \$2,100; fourth \$1,850; fifth \$350. Mutuel pool \$265,776. Exacta Pool \$218,833.

Last Raced	Horse	Eql.	Wt	PP	St	¼	½	Str	Fin	Jockey	Cl'g Pr	Odds \$1
20 Jun 65 5Hol15	Ritzy Chick	b	3 115	7	10	105	72	3 1/2	1 1/2	Delahoussaye E	20000	4.10
21 Jun 65 1Hol12	Ms Windy Road	b	3 117	8	2	2 1/2	22 1/2	12	2 1/2	Pincay L Jr	20000	5.30
8 Jun 65 4Hol10	Paisana		3 110	3	3	4th	33	42 1/2	32	St Martin E5	20000	79.10
22 May 65 4Hol10	Vital Score	b	3 116	4	11	11	104	92 1/2	4th	Estrada J Jr	20000	19.60
5 Jun 65 5Hol11	Lisaanne	b	3 113	9	4	7th	93	6th	5 1/2	Rohena W5	20000	58.80
19 Jun 65 6Hol13	Annie Lisa	b	3 115	11	1	12	12 1/2	2 1/2	6 1/2	Lozoya D A	20000	2.30
19 May 65 5AC1	Pride Of Windy		3 118	6	5	3rd	4 1/2	7 1/2	7th	McHargue D G	20000	5.60
22 May 65 4Hol16	Third Marriage	b	3 118	10	9	6th	6th	8 1/2	8 1/2	Lipham T	20000	17.20
13 Jun 65 2Hol1	Hard Hearted Suzy		3 118	1	6	53	51	5th	92 1/2	McCarron C J	20000	8.40
29 May 65 3Hol5	Frisky Fawn		3 115	5	7	9 1/2	8th	102	105	Ortega L E	20000	6.70
19 Jun 65 6Hol10	O. K. Kelly	b	3 115	2	8	8 1/2	11	11	11	Meza R Q	20000	60.50

OFF AT 4:00. Start good. Won driving. Time, :22 1/2, :46 1/2, :58, 1:12 Track fast.

\$2 Mutuel Prices:

7-RITZY CHICK	10.20	5.00	5.00
8-MS WINDY ROAD		5.00	5.20
3-PAISANA			20.00
\$5 EXACTA 7-8 PAID \$107.00.			

Dr. b. or br. f. by Cartesian—Ritzy Rita, by Cannonade. Trainer Rowan Mary. Bred by Tulvest Farms Ltd (Cal).

RITZY CHICK, slow to find best stride, rallied wide around the turn, closed strongly in the middle of the track and was up in the closing yards. MS WINDY ROAD, in good position from the outset, overtook ANNIE LISA in the upper stretch and drew clear, then could not withstand the winner's strong closing rally. PAISANA had no excuses. VITAL SCORE passed mostly tired horses in the stretch. ANNIE LISA had nothing left for the stretch drive. PRIDE OF WINDY, forwardly placed between horses to the turn, gradually tired thereafter. HARD HEARTED SUZY, checked on the rail at the far turn. FRISKY FAWN showed nothing.

Owners—1, Maven Stables & Wageman; 2, Aguilera-Winner-Winner; 3, Valpredo J; 4, Pine Creek Ranch; 5, Tam R; 6, Arnold J H; 7, Hopkins Mrs A F & Hpkns Est; 8, Landsburg A; 9, Kobilek P F; 10, Byrd-Lopez-R R Stable; 11, Dollar R R.

Trainers—1, Rowan Mary; 2, Aguilera Humberto; 3, Villagomez Jaime; 4, Stute Melvin F; 5, Palma Hector O; 6, Mulhall Richard W; 7, Lage Armando; 8, Cerin Vladimir; 9, Palma Hector O; 10, Chavez Tony; 11, Jo-dan James.

Overweight: Ms Windy Road 2 pounds; Vital Score 1.

Annie Lisa was claimed by Smith L S; trainer, Palma Hector O; Frisky Fawn was claimed by House M; trainer, Feld Jude T.

Before we leave this case study, I should make another point. In sprints, on a track that is strongly sustained, the average pace rating becomes almost useless. That rating is keyed heavily (in my play) to the second call. Please do not consider that to be your "figure" as such. The figure horse here is clearly Ritzy Chick; not Annie Lisa, who is actually the weakest possibility. One last point. On this type of track, a useable second key is "true speed" or an average of the three fractions. In both examples the winners fared far better using either of those approaches.

CASE STUDY

9th Race
Santa Anita
11-3-85

One of the best betting opportunities of the 1985 Oak Tree meeting presented itself in the ninth race on Sunday, November third. "Sustained Pace" had dominated the routes for the previous four weeks of the meeting. The week prior to today's race had witnessed the strongest late bias of the meeting. Light rainfall and track maintenance activities had created a closer's paradise. Front runners that managed to carry their speed during that week had run far better than running lines or pace figures would indicate. That knowledge alone provided valuable data for bets made weeks later.

After four weeks of conditioning, most handicappers were playing closers and were not prepared to change procedure. The observant player armed with a current betting model is usually in the right place at the right time. Lo and behold, after weeks of sustained domination, "Early Pace" began winning Santa Anita routes. From October 30 through November 2, five of the six races I considered usable in my model were won by a pattern that was a direct opposite of what had gone on before. The strategy was clearly "Early."

I've reproduced the nine possible contenders from this race.

From those, I further eliminated Special Inventory, Sir Star and

Master Navajo. That left six contenders.

DATE? DIST.	A.P.	E.P.	S.P.	T.S.	DCV	ULTRA	
10-30 8.5	1	2	3 5	1	1	3	14 ⁰⁰
(2)	5	4	55	2	4	4	14⁰⁰ \$447.6
8.5	1 5	1	2	4	2	2	522.00
(2)	4	4	3	3	3	4	
10-31 8.5	1	2	4	1	2	1	
8.5	2	5	2	2	3	1	
11-1 8.5	1	1	3	4	1	2	522.00 11 ⁰⁰
(2)	5	6	1	3	5	4	495.1 2265
11-2 8.5	6	2	6	6	5	6	14 ⁰⁰
(2)	3	5	5	4	2	3	

An excerpt from
the route model
through 11-3-
85. Prior to
10-30-85 the
route bias was
sustained pace.
The change to
early became
evident on
Wednesday 10-
30-85.

NAME	F 1	F 2	F 3	A P	E P	S P	T S	% E
P of R	55.78	53.51	51.74					
BROAD.	54.72	54.73	50.24	53.60	54.72	52.48	53.45	52.13%
P of R	56.95	51.61	50.35					
NOODLE	55.65	53.18	50.66	53.74	54.77	52.72	53.59	51.95%
P of R	56.45	53.21	49.55					
ONE EYE	55.91	53.62	49.93	53.82	55.11	52.52	53.36	52.47%
P of R	56.45	51.11	49.85					
JETT SE	54.94	52.21	49.53	52.86	53.97	51.75	52.68	52.14%
P of R	55.03	53.20	52.33					
POST	55.03	53.20	52.33	53.89	54.41	53.37	53.88	50.98%
P of R	57.14	54.10	49.11					
WAGE F.	57.14	54.10	47.69	53.99	56.09	51.89	53.48	54.05%

RANKINGS

	A P	E P	S P	T S
===	===	===	===	===
WAGE F.	1	1	5	3
POST	2	5	1	1
ONE EYE	3	2	3	5
NOODLE	4	3	2	2
BROAD.	5	3	3	3
JETT SET	6	6	6	6

I hope you'll agree that Wage Freeze literally shouts "Bet me in today's situation!" The bias and a drop to easier company reduced his morning line price from 7/2 to 2.40/1, but he did win by 7 lengths. I chose to include this race not to illustrate a \$6.80 winner, which is certainly nothing to throw back, but rather to illustrate an additional point.

The bias change to "Early" I would expect each reader of this material to observe prior to the race. Wage Freeze is a strong fit to the existing model. But just how strong is this bet? I chose to make my biggest win bet of the meeting on this "investment" situation. My reasoning takes in more than just the model fit. The value of record keeping goes beyond just a given race or day's card.

I suggest that in addition to keeping the current model, you review the model that was in effect when your selection ran in its previous race. Wage Freeze had run on October 23rd, the day the late bias was at its strongest. His second call effort of 1:10.3 on a track that was killing early speed was a tremendous effort. He then lasted until inside the eighth pole before finally giving up. In light of today's bias, Wage Freeze was as near a "cinch" as you'll find at the racetrack. (No fewer than eleven subsequent winners came from horses that challenged the bias during the week of October 23rd.)

One last point. The opposite is also true. Winners from off the pace during that same week earned figures in excess of their true ability. Armed with that little bit of information, you enter overlay territory. When a favorite goes to the post with a figure earned with an extreme bias- you, my friend, are in the "Cat-Bird" seat.

NINTH RACE
Santa Anita
NOVEMBER 3, 1985

1 1/8 MILES. (140%) CLAIMING. Purse \$23,000. 3-year-olds and upward. Weights, 3-year-olds, 119 lbs.; older, 122 lbs. Non-winners of two races at one mile or over since August 15 allowed 3 lbs.; of such a race since October 1, 5 lbs.; since August 15, 7 lbs. Claiming price \$32,000; for each \$2,000 to \$28,000 allowed 1 lb. (Claiming and starter races for \$25,000 or less not considered).

Value of race \$23,000; value to winner \$12,650; second \$4,600; third \$3,450; fourth \$1,725; fifth \$575. Mutuel pool \$348,395. Exacta Pool \$641,729.

Last Raced	Horse	Eqt.	A.Wt	PP	St	1/4	1/2	3/4	Str	Fin	Jockey	Cl'g Pr	Odds \$1	
23Oct85 9SA4	Wage Freeze	b	5	115	3	2	11 1/2	12 1/2	13 1/2	16	17	Toro F	32000	2.40
19Oct85 9SA1	Post Flag	4	116	10	11	10 1/2	10 1/2	6 1/2	3rd	2 1/2	Delahoussaye E	32000	3.00	
27Oct85 9SA5	Sir Star	5	117	2	1	2 1/2	3 1/2	2nd	2 1/2	3 1/2	Solis A	32000	6.10	
26Oct85 9SA5	Jett Sett Joe	b	5	115	9	5	6th	6th	5 1/2	4th	Hawley S	32000	15.80	
12Oct85 9SA1	One Eyed Romeo	5	115	8	3	4th	4 1/2	4 1/2	5 1/2	5 1/2	McCarron C J	32000	5.70	
31Aug85 9Hol1	Master Navajo	b	5	115	4	8	9 1/2	9 1/2	10 1/2	7 1/2	Pedroza M A	32000	12.90	
19Aug85 9Dmr5	Parangon	b	6	109	11	10	8 1/2	7 1/2	8 1/2	6th	St Martin E S	30000	45.60	
27Oct85 9SA3	Broadly	6	115	1	9	11	11	11	11	8 1/2	Meza R Q	32000	12.20	
23Oct85 10LA1	Special Inventory	b	4	114	6	7	7th	8 1/2	9th	9 1/2	Hernandez R	28000	11.00	
18Oct85 4SA1	Mah Jong	b	4	115	5	6	3 1/2	2 1/2	3 1/2	8 1/2	Castanon A L	32000	48.30	
14Oct85 9SA2	Hatamoto	b	6	115	7	4	5 1/2	5 1/2	7th	10 1/2	Kaenel J L	32000	30.30	

OFF AT 4:58. Start good. Won easily. Time, :23.46%, 1:10%, 1:35%, 1:41% Track fast.

\$2 Mutuel Prices:

3-WAGE FREEZE	6.00	4.90	3.00
10-POST FLAG		4.80	3.60
2-SIR STAR			4.60
\$5 EXACTA 3-10 PAID \$99.50			

Dit. b. or br. g. by Sound Reason—Gynarchy, by Imperialist. Trainer Jones Gary. Bred by Jameson Miss L E (NZ). WAGE FREEZE established a clear lead soon after the start, was never threatened and won in hand. POST FLAG stumbled badly gaining stride at the start, was unhurried until leaving the backstretch, rallied steadily outside the leaders through the stretch but could not threaten the winner. SIR STAR, in contention while reserved off the early pace, saved ground to the stretch but flattened out in the final furlong. JETT SETT JOE was never a threat. ONE EYED ROMEO lacked a closing rally. PARANGON veered sharply outward after the start. MAH JONG tired badly after six furlongs, as did HATAMOTO.

Owners— 1, Lowe-Oda-Rhyme; 2, Parra H; 3, Siegel M; 4, Oakmont Stable Ltd; 5, Abraham L; 6, Vaughn M H; 7, Garman-Free-Johnson et al; 8, Klein Mr-Mrs E V; 9, Alesia F & Sharon; 10, Northy J or Sue; 11, May R Jr. Trainers— 1, Jones Gary; 2, Luby Donna; 3, Mayberry Brian A; 4, Arena Joseph; 5, Harper David B; 6, Harper David B; 7, Free Robert N; 8, Lukas D Wayne; 9, Ippolito Steve; 10, Eurlon Pete; 11, Chung Horace A. Overweights—Post Flag 1 pound, Special Inventory 1. Scratched—Noodle Roni (26Oct85 9SA2).

Case Study

9th Race Santa Anita 1-10-86

We'll approach this race in a problem solving mode. I'll include my worksheets in use at the time of the race and you form your own conclusions regarding track bias. The race is a \$25,000 claimer for older fillies and mares and run over a fast track. Once you've finished your handicapping, please refer to my work and the results charts.

12

DAILY RACING FORM, FRIDAY, JANUARY 10, 1986

9th Santa Anita



1 1/4 MILES. (140%) CLAIMING. Purse \$19,800. Fillies and mares, 4-year-olds and upward. Weights, 4-year-olds, 121 lbs.; older, 122 lbs. Non-winners of two races at one mile or over since November 11 allowed 2 lbs.; of such a race since then, 4 lbs.; since October 1, 6 lbs. Claiming price \$25,000; if for \$22,500 allowed 2 lbs. (Claiming and starter races for \$20,000 or less not considered.)

Iva's Rich

VALENZUELA P A		119	B. m. f. by Rich Cream—Glucklich, by Ramadan		1985 21 5 1 3	\$58,345
Own.—Arnold J H or Florence B			Tr.—Cincinnati T (Cal)		1984 1 0 0 0	\$500
Lifetime 22 5 1 3			Tr.—Moffatt Richard W		1984 1 0 0 0	\$500
28Oct85-JSA 1 46:1 1:12 1:38 1/2		31 119	1st 1st 1st 1st		Valenzuela P A 1 25000 78-13 Iva's Rich, Glorious Amazon, Danish 10	
18Nov85-Hol 1 45:2 1:11 1:36 1/2		31 118	1st 1st 1st 1st		Delhoussey E 1 25000 61-14 Rock Canyon, Cabo Breere, J D Canyon 8	
24Oct85-JSA 1 47 1:12 1:38 1/2		31 116	1st 1st 2nd 3rd		Delhoussey E 9 32000 74-20 Miss Royl Mont, Ed's Bold Lady, Iv's Rich 10	
24Oct85—Bumped start, wide						
11Oct85-JSA 1 46:1 1:12 1:45 1/2		31 117	1st 1st 1st 1st		Delhoussey E 1 25000 74-17 Iv's Rich, Rejected, Lor, Sil Seastining 12	
5Sep85-Sdmr 1 46 1:10 1:36 1/2		31 116	1st 1st 1st 1st		McCarroll C J 4 40000 76-15 I'm Sizzling, Don A Top, Neemie's Girl 9	
26Nov85-Sdmr 1 46 1:11 1:38 1/2		44 5 116	2nd 2nd 3rd 3rd		Delhoussey E 4 32000 65-17 Ed's Bold Lady, Vital Score, Proper Me 8	
25Aug85—Fanned wide into 7th turn						
10Aug85-Sdmr 1 46:1 1:12 1:43 1/2		32 116	1st 1st 1st 1st		Delhoussey E 7 25000 84-11 Iva's Rich, Devilish Dazzler, Jet Srtter	
11Jul85-Hol 1 45:2 1:10 1:36 1/2		41 116	6th 6th 7th 7th		Delhoussey E 2 50000 73-47 Mangert es, B Elite, Veronica's Quest 8	
31Jul85-Hol 1 47 2:21 4:54 1:10 1/2		19 114	7th 7th 5th 4th		Olivares F 5 25000 76-13 Julia's Dream, Princess Shlor, Vidmur 12	
5Jun85-Hol 1 45:2 1:10 1:35 1/2		41 116	5th 5th 4th 3rd		Delhoussey E 7 40000 82-05 Clearway, I'm Sizzling, Iva's Rich 11	
Dec 23 SA 4R :47h			Dec 12 Hol 9R 1:03h			

Juliana's Dream

KAENEL J L		116	B. m. f. by Don B—Foxy Juliana, by Gummo		1985 11 3 2 2	\$33,225
Own.—Landsburg A			Tr.—Double H J Stable (Cal)		1984 9 0 0 1	\$3,375
Lifetime 22 4 3 5			Tr.—Cerna Vladimir		1984 9 0 0 1	\$3,375
31Oct85-JSA 1 46:1 1:12 1:37 1/2		31 116	0th 3rd 1st 1st		Kaenel J L 1 10000 88-13 Julia's Dream, Chortliff, Tricky Turn 10	
20Nov85-Hol 1 47 1:46 1:25 1/2		31 116	1st 1st 1st 1st		Kaenel J L 1 12500 78-13 Julia's Dream, Princess Shlor, Vidmur 12	
11Nov85-JSA 1 47 1:12 1:45 1/2		31 116	6th 7th 5th 4th		Solis A 7 10000 59-26 Chortliff, Knit Two, Shamheen 7	
11Nov85—Broke slowly						
30Oct85-JSA 1 47 1:11 1:43 1/2		31 116	8th 8th 6th 4th		McHargue DG 7 20000 75-14 Mariko's Anjin San, Shamheen, Fillion 8	
30Oct85—Bumped, jostled at start, wide 7th turn						
30Oct85-JSA 1 46:1 1:12 1:43 1/2		31 116	6th 6th 5th 5th		Solis A 7 20000 71-18 Virginie's, Sweet Dee De, Chortliff 10	
24Sep85-10Pom 1 46:1 1:12 1:44 1/2		31 115	5th 4th 3rd 3rd		Solis A 2 22500 — — Virginie's, Cocos Mike, Julia's Dream 7	
22Aug85-10Pom 1 47 1:12 1:44 1/2		31 116	9th 9th 5th 1st		Solis A 4 10000 76-13 Julia's Dream, Shamheen, The Bee 12	
27Aug85-10Pom 1 46:1 1:12 1:44 1/2		31 116	6th 6th 2nd 2nd		Solis A 5 12500 76-13 M Allied, Julia's Dream, AKiss For Kie 9	
25Jul85-10Pom 1 47 1:22 4:46 1:23 1/2		41 116	11th 11th 9th 4th		Solis A 7 12500 85-17 L Right Woman, Julia's Dream, Mory Giss 12	
25Jul85—Wide into stretch						
18Jul85-Hol 1 47 2:22 4:54 1:11 1/2		45 116	9th 9th 5th 3rd		Solis A 7 12500 85-11 Shady Hostess, D Likly Win, Julia's Dream 10	
Dec 24 Hol 9R 1:42h			Dec 15 Hol 9R 1:04h			

Miss Beverly Hills

OLIVARES F		113	Ch. f. f. by Master Derby—Become a Star, by First Balcony		1986 1 0 0 0	
Own.—Greenback Farms			Tr.—Mabee Mr.-Mrs J C (Ky)		1986 1 0 0 0	
Lifetime 9 2 0 1			Tr.—Velasquez Danny		1985 4 1 0 1	\$7,390
13Nov85-JSA 1 46:1 1:11 1:45 1/2		61 113	3rd 3rd 2nd 3rd		Olivares F 8 20000 69-13 Press Kit, Pool Point, La Guadalupe 10	
9Nov85-JSA 1 47 2:21 4:51 1:10 1/2		14 118	5th 5th 5th 4th		Olivares F 8 20000 82-13 Samantha Sue, Janis Viola, Jazzzy Lisa 12	
30Oct85—Lugged out 3rd turn, wide into stretch						
31Oct85-JSA 1 47 2:21 4:53 1:10 1/2		28 114	6th 6th 4th 3rd		Olivares F 8 20000 85-15 Miss Beverly Hills, Fair God, Orbitts 8	
17Sep85-10Pom 1 47 2:22 4:51 1:12 1/2		4 114	9th 9th 7th 3rd		Olivares F 7 10000 — — Reglin, Beverly Hills, Miss Beverly Hills 10	
17Sep85—Broke out, bumped						
9Sep85-Sdmr 1 47 2:21 4:54 1:10 1/2		19 114	6th 6th 5th 7th		Meza R Q 5 25000 75-15 Tricky Trn, Smiths, SALot of Affection 10	
31Aug85-10M 1 47 2:22 4:51 1:11 1/2		51 117	5th 5th 7th 4th		Sibille R 1 40000 76-16 Hyland's Hope, Spure Rose, Renee 9	
31Aug85—Veered in start						
17Aug84-10M 1 47 2:21 4:54 1:11 1/2		41 117	4th 4th 3rd 3rd		Sibille R 9 M50000 79-10 Suefa, Miss Beverly Hills, Grv Vintge 11	
17Aug84—Dead heat						
8Aug85-Sdmr 1 47 2:22 4:51 1:11 1/2		10 117	10th 10th 9th 7th		Sibille R 2 Mdn 71-21 Pains, Amen's Current Love, Pet Bird 11	
25Jul84-10M 1 47 2:22 4:51 1:12 1/2		10 116	7th 7th 6th 5th		Sibille R 2 Mdn 69-17 Alyann, Amen's Current Love, Pet Bird 11	
Dec 24 SA 9R :59h			Dec 20 Hol 4R :46h			

Chorlita Queen

TORO F		116	Ch. m. f. by Elva's King—Cholera, by Blanco		1985 19 2 4 1	\$36,875
Own.—Arredondo A			Tr.—Harris Suerte of Salto (Arg)		1984 15 2 4 1	\$46,515
Lifetime 44 6 10 3			Tr.—Shidaker Duff		1984 15 2 4 1	\$5,261
31Oct85-JSA 1 46:1 1:12 1:37 1/2		31 118	1st 1st 1st 1st		Pincay L Jr 1 16000 78-15 Julia's Dream, Chortliff, Tricky Turn 10	
30Oct85—Bobbled start, lugged out stretch						
30Oct85-Hol 1 47 2:24 4:51 1:25 1/2		31 117	2nd 2nd 2nd 2nd		Pincay L Jr 4 20000 71-15 Desert Dew, Chortliff, M Abdon 6	
10Oct85—Lugged out top of stretch						
22Nov85-Hol 1 47 1:47 1:11 1:43 1/2		17 1115	1st 3rd 9th 9th		Alvarez A 10 AW20000 — — Kr-Dgh, Lock's Dream, Veronica's Quest 10	
22Nov85—Wide early						
1Nov85-JSA 1 47 1:47 1:12 1:45 1/2		21 117	1st 1st 1st 1st		Pincay L Jr 4 15000 75-26 Chorlita Queen, Knit Two, Shamheen 7	
1Nov85—Lugged out						
31Oct85-JSA 1 46:1 1:11 1:44 1/2		31 116	1st 1st 1st 2nd		Fernandez AL 4 12500 75-16 Six, Chorlita Queen, Flashy Flora 11	
30Oct85—Lugged out						
30Oct85-JSA 1 47 2:21 4:53 1:10 1/2		31 116	4th 3rd 7th 7th		Fernandez AL 7 25000 63-25 Pool Point, Fir Miss, Miko's Anjin Sn 9	
30Oct85-JSA 1 46:1 1:12 1:43 1/2		31 116	1st 2nd 2nd 3rd		Valenzuela PA 4 20000 74-18 Virginie's, Sweet Dee De, Chortliff 10	
14Sep85-10Pom 1 46:1 1:12 1:44 1/2		31 116	2nd 2nd 5th 6th		Pedroza M A 5 25000 — — Virginie's, Cocos Mike, Julia's Dream 7	
16Aug85-10M 1 46:1 1:11 1:44 1/2		31 116	3rd 5th 6th 5th		Pedroza M A 5 32000 64-12 Frankie Merete, Pool Point, Cedarly 6	
16Aug85—Jostled at start						
31Jul85-10M 1 46:1 1:11 1:37 1/2		31 115	1st 1st 2nd 2nd		Pedroza M A 1 25000 80-19 Frankie Merete, Chortliff, Blu Sunky 8	
31Jul85—Lugged final 1/2						

Rock Canyon

WARD W A		119	Ch. f. f. by Gallipati—Prom Roffe, by Tom Roffe		1986 1 0 0 0	\$39,670
Own.—Caruso or Charles or Foster			Tr.—Proctor J & W L (Tex)		1985 14 4 2 1	\$39,670
Lifetime 15 4 2 1			Tr.—Shulman Sanford		1985 14 4 2 1	\$39,670
24Nov85-JSA 1 46 1:11 1:37 1/2		41 115	6th 8th 8th 9th		Valenzuela PA 4 40000 64-16 All In Tune, B Elite, Ed's Bold Lady 9	
24Nov85—Wide 3rd turn						
12Oct85-Hol 1 46 1:11 1:36 1/2		51 115	7th 7th 3rd 4th		Bare G 10 40000 75-16 Clearway, Ed's Bold Lady, Pet Bird 10	
30Nov85-Hol 1 47 1:12 1:51 1/2		41 116	4th 3rd 3rd 4th		Valenzuela PA 2 12000 76-49 Proper Me, Ed's Bold Lady, Rejected 7	
30Nov85—Wide stretch						
30Nov85-Hol 1 47 1:11 1:36 1/2		3 115	4th 4th 1st 1st		Valenzuela PA 4 25000 81-14 Rock Canyon, Cabo Breere, J D Canyon 8	
30Nov85-JSA 1 47 1:12 1:44 1/2		31 116	3rd 3rd 2nd 1st		Valenzuela PA 3 15000 80-13 Rock Canyon, Princess Sal, Amerca 8	
30Nov85-JSA 1 47 1:11 1:44 1/2		11 1085	6th 7th 4th 2nd		Black C A 7 10000 76-16 Rejected Love, Rock Canyon, Chob Br 10	
30Nov85—Drifted out late						
10Oct85-JSA 1 46:1 1:12 1:45 1/2		41 1045	10th 10th 10th 11th		Black C 4 10500 68-16 AKiss For K, Kssng Girl, Romtic Rmn 12	
4Oct85—Broke slowly						
25Sep85-10Pom 1 47 1:12 1:44 1/2		31 117	9th 9th 8th 7th		Hansen R D 5 10000 — — Regalwin, Serbian Princess, Royl Zon 9	
25Sep85-10M 1 47 1:12 1:44 1/2		31 117	3rd 3rd 3rd 3rd		Pincay L Jr 4 10000 83-15 Rock Canyon, Sweet Winkle, Elgn Kly 10	
25Sep85—Broke in a tangle						
24Aug85-10M 1 47 2:22 4:54 1:11 1/2		51 116	5th 5th 8th 6th		Stevens C L 2 20000 77-15 Oishi Sin, Send Her My Love, Mtr A Doc 9	
Dec 24 Hol 9R :59h			Dec 7 Hol 4R :47h			

Keep Dating

BLACK C A		1085	By.—Middle Ranch (Cal)		\$22,500	1985 15 1 2 1	\$29,225
Own.—Seven Star Stable			Tr.—Velasquez Danny			1984 6 M 0 1	\$6,165
			Lifetime 21 1 2 2		\$26,500	Trif 2 0 0 0	\$625
28Oct85-JSA	1 47 1:12 1:38 1/2	12 1185	3rd 3rd 4th 4th	Black C A	8 25000	71-13 Iva's Rich, Glorious Amazon, Danish 10	
30Nov85-Hol	1 47 1:12 1:51 1/2	9 115	6th 6th 6th 6th	Olivares F 8	32000	72-49 Proper Me, Ed's Bold Lady, Rejected 7	
30Nov85—Wide 1st turn							
19Nov85-Hol	1 47 2:22 4:54 1:11 1/2	15 116	9th 9th 9th 9th	Olivares F 8	35000	82-22 Quil's Lovebug, Tmmy L, Lor Of Zorro 9	
22Sep85-10M	1 47 2:22 4:54 1:11 1/2	7 115	8th 8th 6th 6th	Hernandez R 9	25000	74-15 Loverre, Rque Star, Reformulate 9	
24Oct85-JSA	1 47 1:12 1:44 1/2	58 1115	95 524 43 43	Cross E V 1	8 32000	74-28 Mis Royal Mont, Ed's Bold Lady, Iv's Rich 10	
24Oct85—Broke slowly, wide 3/8 turn							
17Nov85-Hol	1 46 2:11 1:44 1/2	38 1095	69 531 35 25	Cross E V 8	35000	76-19 Ignited, Keep Dating, Tobin 7	
28Sep85-4PM	1 47 2:11 1:18 1/2	30 1095	53 531 33 14	Cross E V 8	25000	76—Keep Ding, Sing Chnger, Sing A Messy 10	
26Jan85-4Hol	1 47 1:11 1:43 1/2	39 1105	44 544 50 54	Cross E V 1	8 4000	74-17 Whallig, Quo Of Bronze, Ross To Rich 10	
7Jan85-2Hol	1 45 1:10 1:37 1/2	15 115	06 74 67 54	Sibille R 8	35000	83-36 Sweet Winkle, Lucky Silver, Sweet DDD 12	
28Sep85-9Hol	1 46 1:12 1:42 1/2	75 1065	40 68 81 11	Cross E V 7	8 20000	77-14 River Fame, Eloah, Dawn Belle 8	
2Jan 4 SA	1 47 1:11 1:37 1/2	Dec 13	104 541 1:02 1/2	Dec 13	104 541 1:02 1/2	Dec 8	104 541 1:02 1/2

I hope you nailed Juliana's Dream at 4-1. She not only won here, but in her next race stepped up to \$32,000 and won again.

Now the race:

CONTENDERS

- 1) IVA's RICH - is clearly a contender off her easy win at this level. The fact she's not being raised after that win should not bother us at all. Her last race was carded for three year olds and todays is actually a step up in class.
- 2) JULIANA'S DREAM - a contender on all counts.
- 3) MISS BEVERLY HILLS - dropping and has early speed.
- 4) MARIKO'S ANJIN SAN - her recent races and lack of activity in the morning caused me to eliminate this mare. If the class drop tells you to keep her, then be my guest. Her numbers won't measure up anyway.
- 5) CHORLITA QUEEN - toss her out. Stepping up two levels after stopping in her last couple of races is not promising.
- 6) ROCK CANYON - she's dropping two levels, so you may want to keep her. I chose her one turn mile race at Hollywood (13Dec 85) as a pace line because those were three year olds only and not \$40,000 older females as in her last start.
- 7) KEEP DATING - not much to use here.
- 8) TOLSTOYS - I don't think much has to be said about this one.
- 9) SHANRAHEEN - Scratched
- 10) TICHE - No form.
- 11) POOL POINT - Dropping in class and is an obvious contender.

The final contenders are:

IVA'S RICH
JULIANA'S DREAM
MISS BEVERLY HILLS
ROCK CANYON
POOL POINT

As I mentioned in the text, five contenders are optimum in maintaining an accurate model. In actual practice, I would use Rock Canyon for that purpose only. In her current form, she should not be bet here.

THE MODEL

From the beginning of the meeting on 12-26-85 through 1-9-86 there were ten 1 1/16 mile races I considered usable in my model construction. Quantifying those races, the average rankings are thus:

Average pace	1.4
Early pace	3.3
Sustained pace	2.4
True speed	1.7

These numbers represent the winners average rankings in each category over those ten races.

We can safely make the following conclusions:

- 1) Average pace is dominant. An average ranking of 1.4 indicates accurate adjustments and overall predictability of the running surface.
- 2) True speed is a good separator/modifier and is nearly as predictive as average pace.
- 3) The Early- Sustained relationship shows a slight imbalance towards sustained. Therefore a 3-2 (Early- Sustained) rating is preferable to a 2-3.

PACE LINES AND FIGURES

I've underlined the pace lines for each contender. Only Rock Canyon and Miss Beverly Hills are not readily evident. I've already mentioned Rock Canyon but with the other filly it's not so easy. Her last race represents a tandem race with Pool Point and if used, places her well behind. Since that race followed a 60 day layoff, I decided to use the Nov. 9th sprint. If you chose to use her last start, figure some improvement today. I don't believe there's a right or wrong here.

12

DAILY RACING FORM, FRIDAY, JANUARY 10, 1986

9th Santa Anita



1 1/4 MILES. (1.00%) CLAIMING. Purse \$19,000. Fillies and mares, 4-year-olds and upward. Weights, 4-year-olds, 121 lbs.; older, 122 lbs. Non-winners of two races at one mile or over since November 11 allowed 2 lbs.; if such a race since then, 4 lbs.; since October 1, 6 lbs. Claiming price \$25,000; if for \$22,500 allowed 2 lbs. (Claiming and starter races for \$20,000 or less not considered.)

Iva's Rich

VALENZUELA P A - 20 119

Own.—Arnold J H or Florence B

Tr.—Muffat Richard W

Lifeline 22 5 3 \$50,000

11/10/85-ISA 1 47 1:12 1:38 1/2 3 117

16/Nov/85-4Hol 1 45 1:11 1:36 1/2 4 5 118

24/Nov/85-ISA 1 47 1:12 1:38 1/2 3 116

24/Nov/85-ISA 1 47 1:12 1:38 1/2 3 116

24/Nov/85-ISA 1 47 1:12 1:38 1/2 3 116

24/Nov/85-ISA 1 47 1:12 1:38 1/2 3 116

24/Nov/85-ISA 1 47 1:12 1:38 1/2 3 116

24/Nov/85-ISA 1 47 1:12 1:38 1/2 3 116

24/Nov/85-ISA 1 47 1:12 1:38 1/2 3 116

24/Nov/85-ISA 1 47 1:12 1:38 1/2 3 116

24/Nov/85-ISA 1 47 1:12 1:38 1/2 3 116

24/Nov/85-ISA 1 47 1:12 1:38 1/2 3 116

24/Nov/85-ISA 1 47 1:12 1:38 1/2 3 116

24/Nov/85-ISA 1 47 1:12 1:38 1/2 3 116

24/Nov/85-ISA 1 47 1:12 1:38 1/2 3 116

24/Nov/85-ISA 1 47 1:12 1:38 1/2 3 116

24/Nov/85-ISA 1 47 1:12 1:38 1/2 3 116

24/Nov/85-ISA 1 47 1:12 1:38 1/2 3 116

24/Nov/85-ISA 1 47 1:12 1:38 1/2 3 116

24/Nov/85-ISA 1 47 1:12 1:38 1/2 3 116

24/Nov/85-ISA 1 47 1:12 1:38 1/2 3 116

24/Nov/85-ISA 1 47 1:12 1:38 1/2 3 116

24/Nov/85-ISA 1 47 1:12 1:38 1/2 3 116

24/Nov/85-ISA 1 47 1:12 1:38 1/2 3 116

24/Nov/85-ISA 1 47 1:12 1:38 1/2 3 116

24/Nov/85-ISA 1 47 1:12 1:38 1/2 3 116

24/Nov/85-ISA 1 47 1:12 1:38 1/2 3 116

24/Nov/85-ISA 1 47 1:12 1:38 1/2 3 116

24/Nov/85-ISA 1 47 1:12 1:38 1/2 3 116

24/Nov/85-ISA 1 47 1:12 1:38 1/2 3 116

24/Nov/85-ISA 1 47 1:12 1:38 1/2 3 116

24/Nov/85-ISA 1 47 1:12 1:38 1/2 3 116

24/Nov/85-ISA 1 47 1:12 1:38 1/2 3 116

24/Nov/85-ISA 1 47 1:12 1:38 1/2 3 116

24/Nov/85-ISA 1 47 1:12 1:38 1/2 3 116

24/Nov/85-ISA 1 47 1:12 1:38 1/2 3 116

24/Nov/85-ISA 1 47 1:12 1:38 1/2 3 116

24/Nov/85-ISA 1 47 1:12 1:38 1/2 3 116

24/Nov/85-ISA 1 47 1:12 1:38 1/2 3 116

24/Nov/85-ISA 1 47 1:12 1:38 1/2 3 116

24/Nov/85-ISA 1 47 1:12 1:38 1/2 3 116

24/Nov/85-ISA 1 47 1:12 1:38 1/2 3 116

Re. f. 4, by Rich Cream—GluckRich, by Ramadan

Br.—Cacciotti T (Cal)

Tr.—Muffat Richard W

Lifeline 22 5 3 \$50,000

11/10/85-ISA 1 47 1:12 1:38 1/2 3 117

16/Nov/85-4Hol 1 45 1:11 1:36 1/2 4 5 118

24/Nov/85-ISA 1 47 1:12 1:38 1/2 3 116

24/Nov/85-ISA 1 47 1:12 1:38 1/2 3 116

24/Nov/85-ISA 1 47 1:12 1:38 1/2 3 116

24/Nov/85-ISA 1 47 1:12 1:38 1/2 3 116

24/Nov/85-ISA 1 47 1:12 1:38 1/2 3 116

24/Nov/85-ISA 1 47 1:12 1:38 1/2 3 116

24/Nov/85-ISA 1 47 1:12 1:38 1/2 3 116

24/Nov/85-ISA 1 47 1:12 1:38 1/2 3 116

24/Nov/85-ISA 1 47 1:12 1:38 1/2 3 116

24/Nov/85-ISA 1 47 1:12 1:38 1/2 3 116

24/Nov/85-ISA 1 47 1:12 1:38 1/2 3 116

24/Nov/85-ISA 1 47 1:12 1:38 1/2 3 116

24/Nov/85-ISA 1 47 1:12 1:38 1/2 3 116

24/Nov/85-ISA 1 47 1:12 1:38 1/2 3 116

24/Nov/85-ISA 1 47 1:12 1:38 1/2 3 116

24/Nov/85-ISA 1 47 1:12 1:38 1/2 3 116

24/Nov/85-ISA 1 47 1:12 1:38 1/2 3 116

24/Nov/85-ISA 1 47 1:12 1:38 1/2 3 116

24/Nov/85-ISA 1 47 1:12 1:38 1/2 3 116

24/Nov/85-ISA 1 47 1:12 1:38 1/2 3 116

24/Nov/85-ISA 1 47 1:12 1:38 1/2 3 116

24/Nov/85-ISA 1 47 1:12 1:38 1/2 3 116

24/Nov/85-ISA 1 47 1:12 1:38 1/2 3 116

24/Nov/85-ISA 1 47 1:12 1:38 1/2 3 116

24/Nov/85-ISA 1 47 1:12 1:38 1/2 3 116

24/Nov/85-ISA 1 47 1:12 1:38 1/2 3 116

24/Nov/85-ISA 1 47 1:12 1:38 1/2 3 116

24/Nov/85-ISA 1 47 1:12 1:38 1/2 3 116

24/Nov/85-ISA 1 47 1:12 1:38 1/2 3 116

24/Nov/85-ISA 1 47 1:12 1:38 1/2 3 116

24/Nov/85-ISA 1 47 1:12 1:38 1/2 3 116

24/Nov/85-ISA 1 47 1:12 1:38 1/2 3 116

24/Nov/85-ISA 1 47 1:12 1:38 1/2 3 116

24/Nov/85-ISA 1 47 1:12 1:38 1/2 3 116

24/Nov/85-ISA 1 47 1:12 1:38 1/2 3 116

24/Nov/85-ISA 1 47 1:12 1:38 1/2 3 116

24/Nov/85-ISA 1 47 1:12 1:38 1/2 3 116

24/Nov/85-ISA 1 47 1:12 1:38 1/2 3 116

24/Nov/85-ISA 1 47 1:12 1:38 1/2 3 116

24/Nov/85-ISA 1 47 1:12 1:38 1/2 3 116

24/Nov/85-ISA 1 47 1:12 1:38 1/2 3 116

*Chorlita Queen

TORO F 116

Own.—Arredondo A

Tr.—Shidaker Duff

Lifeline 44 6 10 3 \$30,570

11/10/85-ISA 1 46 1:12 1:37 1/2 9 5 118

11/10/85-ISA 1 46 1:12 1:37 1/2 9 5 118

11/10/85-ISA 1 46 1:12 1:37 1/2 9 5 118

11/10/85-ISA 1 46 1:12 1:37 1/2 9 5 118

11/10/85-ISA 1 46 1:12 1:37 1/2 9 5 118

11/10/85-ISA 1 46 1:12 1:37 1/2 9 5 118

11/10/85-ISA 1 46 1:12 1:37 1/2 9 5 118

11/10/85-ISA 1 46 1:12 1:37 1/2 9 5 118

11/10/85-ISA 1 46 1:12 1:37 1/2 9 5 118

11/10/85-ISA 1 46 1:12 1:37 1/2 9 5 118

11/10/85-ISA 1 46 1:12 1:37 1/2 9 5 118

11/10/85-ISA 1 46 1:12 1:37 1/2 9 5 118

11/10/85-ISA 1 46 1:12 1:37 1/2 9 5 118

11/10/85-ISA 1 46 1:12 1:37 1/2 9 5 118

11/10/85-ISA 1 46 1:12 1:37 1/2 9 5 118

11/10/85-ISA 1 46 1:12 1:37 1/2 9 5 118

11/10/85-ISA 1 46 1:12 1:37 1/2 9 5 118

11/10/85-ISA 1 46 1:12 1:37 1/2 9 5 118

11/10/85-ISA 1 46 1:12 1:37 1/2 9 5 118

11/10/85-ISA 1 46 1:12 1:37 1/2 9 5 118

11/10/85-ISA 1 46 1:12 1:37 1/2 9 5 118

11/10/85-ISA 1 46 1:12 1:37 1/2 9 5 118

11/10/85-ISA 1 46 1:12 1:37 1/2 9 5 118

11/10/85-ISA 1 46 1:12 1:37 1/2 9 5 118

11/10/85-ISA 1 46 1:12 1:37 1/2 9 5 118

11/10/85-ISA 1 46 1:12 1:37 1/2 9 5 118

11/10/85-ISA 1 46 1:12 1:37 1/2 9 5 118

11/10/85-ISA 1 46 1:12 1:37 1/2 9 5 118

11/10/85-ISA 1 46 1:12 1:37 1/2 9 5 118

11/10/85-ISA 1 46 1:12 1:37 1/2 9 5 118

11/10/85-ISA 1 46 1:12 1:37 1/2 9 5 118

11/10/85-ISA 1 46 1:12 1:37 1/2 9 5 118

11/10/85-ISA 1 46 1:12 1:37 1/2 9 5 118

11/10/85-ISA 1 46 1:12 1:37 1/2 9 5 118

11/10/85-ISA 1 46 1:12 1:37 1/2 9 5 118

11/10/85-ISA 1 46 1:12 1:37 1/2 9 5 118

11/10/85-ISA 1 46 1:12 1:37 1/2 9 5 118

11/10/85-ISA 1 46 1:12 1:37 1/2 9 5 118

11/10/85-ISA 1 46 1:12 1:37 1/2 9 5 118

11/10/85-ISA 1 46 1:12 1:37 1/2 9 5 118

11/10/85-ISA 1 46 1:12 1:37 1/2 9 5 118

11/10/85-ISA 1 46 1:12 1:37 1/2 9 5 118

11/10/85-ISA 1 46 1:12 1:37 1/2 9 5 118

11/10/85-ISA 1 46 1:12 1:37 1/2 9 5 118

11/10/85-ISA 1 46 1:12 1:37 1/2 9 5 118

11/10/85-ISA 1 46 1:12 1:37 1/2 9 5 118

11/10/85-ISA 1 46 1:12 1:37 1/2 9 5 118

11/10/85-ISA 1 46 1:12 1:37 1/2 9 5 118

11/10/85-ISA 1 46 1:12 1:37 1/2 9 5 118

11/10/85-ISA 1 46 1:12 1:37 1/2 9 5 118

Ch. m. 6, by Elva's King—Chotera, by Rianco

Br.—Maras Soerle at Saito (Arg)

Tr.—Shidaker Duff

Lifeline 44 6 10 3 \$30,570

11/10/85-ISA 1 46 1:12 1:37 1/2 9 5 118

11/10/85-ISA 1 46 1:12 1:37 1/2 9 5 118

11/10/85-ISA 1 46 1:12 1:37 1/2 9 5 118

11/10/85-ISA 1 46 1:12 1:37 1/2 9 5 118

11/10/85-ISA 1 46 1:12 1:37 1/2 9 5 118

11/10/85-ISA 1 46 1:12 1:37 1/2 9 5 118

11/10/85-ISA 1 46 1:12 1:37 1/2 9 5 118

11/10/85-ISA 1 46 1:12 1:37 1/2 9 5 118

11/10/85-ISA 1 46 1:12 1:37 1/2 9 5 118

11/10/85-ISA 1 46 1:12 1:37 1/2 9 5 118

11/10/85-ISA 1 46 1:12 1:37 1/2 9 5 118

11/10/85-ISA 1 46 1:12 1:37 1/2 9 5 118

11/10/85-ISA 1 46 1:12 1:37 1/2 9 5 118

11/10/85-ISA 1 46 1:12 1:37 1/2 9 5 118

11/10/85-ISA 1 46 1:12 1:37 1/2 9 5 118

11/10/85-ISA 1 46 1:12 1:37 1/2 9 5 118

11/10/85-ISA 1 46 1:12 1:37 1/2 9 5 118

11/10/85-ISA 1 46 1:12 1:37 1/2 9 5 118

11/10/85-ISA 1 46 1:12 1:37 1/2 9 5 118

11/10/85-ISA 1 46 1:12 1:37 1/2 9 5 118

11/10/85-ISA 1 46 1:12 1:37 1/2 9 5 118

11/10/85-ISA 1 46 1:12 1:37 1/2 9 5 118

11/10/85-ISA 1 46 1:12 1:37 1/2 9 5 118

11/10/85-ISA 1 46 1:12 1:37 1/2 9 5 118

11/10/85-ISA 1 46 1:12 1:37 1/2 9 5 118

11/10/85-ISA 1 46 1:12 1:37 1/2 9 5 118

11/10/85-ISA 1 46 1:12 1:37 1/2 9 5 118

11/10/85-ISA 1 46 1:12 1:37 1/2 9 5 118

11/10/85-ISA 1 46 1:12 1:37 1/2 9 5 118

11/10/85-ISA 1 46 1:12 1:37 1/2 9 5 118

11/10/85-ISA 1 46 1:12 1:37 1/2 9 5 118

11/10/85-ISA 1 46 1:12 1:37 1/2 9 5 118

11/10/85-ISA 1 46 1:12 1:37 1/2 9 5 118

11/10/85-ISA 1 46 1:12 1:37 1/2 9 5 118

SEPARATING THE CONTENTENDERS

The value of an accurate, current model could not be more evident. Only Juliana's Dream and Iva's Rich can be bet in this situation. Both meet the Average Pace (AP) requirements and both fit the True Speed model. Pool Point also fits in True Speed, but the imbalance of Early to Sustained (1-4) is clearly off the model. If you choose to separate the top two (as I chose to do in this case), the imbalance towards sustained in Juliana's Dream's profile is the decider. Iva's Rich is a 2-2 (Early-Sustained) and earned that profile in an easy wire-to-wire win that is not likely in today's field.

NINTH RACE
Santa Anita
JANUARY 10, 1996

1 1/4 MILES. (1.40%) CLAIMING. Purse \$19,000. Fillies and mares, 4-year-olds and upward. Weights, 4-year-olds, 121 lbs.; older, 122 lbs. Non-winners of two races at one mile or over since November 11 allowed 2 lbs.; of such a race since then, 4 lbs.; since October 1, 6 lbs. Claiming price \$25,000; W for \$22,500 allowed 2 lbs. (Claiming and starter races for \$20,000 or less not considered.)

Value of race \$19,000; value to winner \$10,450; second \$3,900; third \$2,050; fourth \$1,425; fifth \$475. Mutuel pool \$193,688. Exacta Pool \$320,274.

Last Raced	Horse	Eql	A	Wt	PP	St	1/4	1/2	3/4	Str	Fin	Jockey	Cl's Pr	Odds \$1
31Dec85 3SA1	Juliana's Dream	b	6	116	2	8	72	61	4th	33 1/2	11	Kaenel J L	25000	4.20
1Jan86 1SA4	Miss Beverly Hills	b	4	113	3	4	31 1/2	32 1/2	21 1/2	21 1/2	2nd	Olivares F	22500	24.40
26Dec85 3SA1	Iva's Rich	b	4	119	1	1	11	1 1/2	1 1/2	1st	33 1/2	Valenzuela P A	25000	4.50
23Dec85 3Hol4	Mariko's Anjin San	b	5	116	4	3	81	8nd	71	4 1/2	42 1/2	Stevens G L	25000	3.10
26Dec85 3SA4	Keep Dating	b	4	108	7	7	6nd	71	61	72 1/2	5 1/2	Black C A 3	22500	12.90
1Jan86 1SA2	Pool Point	b	5	116	10	6	41 1/2	42 1/2	51 1/2	61	61 1/2	Delahoussaye E	25000	3.00
31Dec85 3SA2	Chorlita Queen	b	6	116	5	2	21	21	31 1/2	5nd	71 1/2	Toro F	25000	15.20
23Dec85 3Hol5	Tiche	b	6	116	9	9	10	10	94	8 1/2	8 1/2	Solis A	25000	25.90
2Jan86 3SA9	Rock Canyon	b	4	119	6	5	51 1/2	5nd	83	912	917	Pedroza M A	25000	8.70
31Dec85 3SA12	Tolstoya	b	5	111	8	10	92 1/2	93	10	10	10	St Martin E 5	25000	76.90

OFF AT 4:53. Start good. Won driving. Time, :23 3/4, :47 1/4, 1:12, 1:37 3/4, 1:44 Track fast.

\$2 Mutuel Prices:

2-JULIANA'S DREAM	10.40	6.60	4.40
3-MISS BEVERLY HILLS		19.40	10.00
1-IVA'S RICH			3.80

\$5 EXACTA 2-3 PAID \$595.00.

B. m. by Don B—Foxy Juliana, by Gummo. Trainer Cerin Vladimir. Bred by Double H J Stable (Cal).

JULIANA'S DREAM, unhurried early, steadily worked her way forward to reach contention on the far turn, continued rallying in the drive and was along in the last sixteenth. MISS BEVERLY HILLS, close up along the inside early, moved up to bid for command outside IVA'S RICH turning into the stretch, battled for the lead to the last sixteenth, then could not outfinish the winner. IVA'S RICH broke alertly, established the pace to the furlong grounds, then weakened slightly. MARIKO'S ANJIN SAN flattened out in the drive. KEEP DATING raced three wide into the clubhouse turn, then went three wide into the stretch while firing. CHORLITA QUEEN faltered after forcing the pace for six furlongs. TICHE bumped hard with TOLSTOYA in the initial strides. ROCK CANYON raced three wide into the clubhouse turn and was finished early. TOLSTOYA bumped hard in the opening strides, then was lugging out the entire way.

Owners—1, Landsburg A; 2, Greenback Farms; 3, Arnold J H or Florence B; 4, Swan W; 5, Seven Star Stable; 6, 3 Plus U Stable; 7, Arredondo A; 8, Tricar Sales; 9, Caruso or Charles or Foster; 10, Pratt T A.

Trainers—1, Cerin Vladimir; 2, Velasquez Danny; 3, Mulhall Richard W; 4, Yasinovsky Joseph; 5, Velasquez Danny; 6, Luby Donn; 7, Shidaker Duff; 8, Perdomo Pico; 9, Shulman Sanford; 10, Lage Armando.

Iva's Rich was claimed by Goldhammer H; trainer, Blumer Leslie; Pool Point was claimed by Gestes R H; trainer, Lewis Gary.

Scratched—Shanraheen (27Dec85 2SA1).

CHARTS vs. FIGURES

Before getting too involved in this section, let me again emphasize a point made earlier. The most accurate model possible will be one constructed from ratings generated in your own pre-race handicapping. The model built from that data reflects your handicapping skills as well as the bias of the racetrack. The process can be done from results charts, but you give away part of your advantage. The reality of the racetrack unfortunately may not be your handicapping reality. To know where a winner should be during the race may not serve you all that well if your figures don't place him there.

The up-side is the time and effort saved by not having to handicap every day. For those of you who play on weekends only, I offer an alternate approach.

By way of example, I'll detail my own work for Golden Gate Fields in Northern California. Golden Gate is located across the Bay from San Francisco and is a couple of track class levels below Santa Anita and Hollywood Park. I have for years maintained daily variants and track profiles for both Golden Gate and its sister track, Bay Meadows. I do not, however, handicap daily; nor do I play many races on the days I do handicap. My track profile? That's relatively easy and not too time consuming. I suggest that any serious player adopt a procedure similar to what I'm about to detail. It's a tremendous

also recording Total Energy. A summary of this information provides a very reliable basis for a betting model.

In the completed worksheet, you'll notice a frequent summarization of the material. It's a good idea to step through that process at regular intervals. You'll often be surprised at the results. As with any such summary, the extremes should be avoided. Abnormal highs and lows can only serve to distort your data.

Let's take one line to make sure we're together. Take a look at the first line on 3-20-86. The distance of the race was 8.5 furlongs and there were seven horses entered. The winner was running third at the first call (1/2 mile in a route), 1.5 lengths behind the leader. At the second call, she had moved to the lead by a head, going on to win with an early energy expenditure of 51.8%. The race was carded for maiden fillies, not the most reliable level, but still usable for our purposes. With this approach, we're analyzing running styles, not pre-race figures. Therefore, every race is potentially useful to the worksheet. Besides, we'll throw out those that are obviously out of line.

The example race we're analyzing was run as the ninth race on April 11, 1986. It was carded for fillies and mares at the \$8,000 claiming level; several levels above the bottom of the barrel at Golden Gate. Before actually handicapping a race, it should be axiomatic that you check your worksheets for trends that will affect the decision making process.

The following conclusions should be drawn from the completed worksheet running through 4-10-86:

- 1) At the first call (1/2 mile), any potential bet should be in touch with the field. Only one winner on the worksheet fell behind by as many as 9.5 lengths.
- 2) Second call running position must be in the top third of the field and within a couple of lengths of the lead (aprox. .40 f.p.s.). Average second call beaten lengths were less than 1.25, making second call striking position the most important conclusion to be drawn from the worksheet.
- 3) Early energy expenditure has jumped from a constant of 51.72% to above 52.6%. That includes a 51.0% race in the database (there are four races summarized on one line on 4-3-86).
- 4) The bet should be from the top two or three Early Pace rankings; separated by early energy expenditure.

By working through the above procedure, I think you'll find a workable strategy in virtually every race you handicap. Of course there is no guarantee that you're not dealing with the exception, but probability says you'll be on target more often than not.

The following race is an excellent example of this application.

TRACK : GOLDEN GATE					DIST. CAT. ROUTES (2 LAPS)				
DIST.	# of ENTRIES	1st fr. POS. & AL	2nd call POS. & AL	REMARKS	DIST.	# of ENTRIES	1st fr. POS. & AL	2nd call POS. & AL	REMARKS
3-18 8.5	7	1 ⁴⁰	2 ⁴⁰	51.6% 12 ⁵ FM		Profile	21	RACES	
8.0	7	4 ²	4 ²	50.5% 32K 3YR F		8.4	3.3 ^{2K}	2.6 ^{1 1/4}	51.72%
3-19 8.5	7	3 ^{1 1/2}	3 ^{4K}	52.7% 10K 2F	4-2 8.5	12	6 ⁹	3 ⁵	52.4%
8.5	10	2 ⁴⁰	1 ⁴⁰	51.9% 16K 3M	8.5	8	1 ⁵	1 ³	53%
8.0	5	3 ^{2 1/2}	2 ¹	50.5% NW 2 FM	4-3 4	ROUTES 3 and 4 NO 9 K.M. 1			
8.5	7	5 ²	5 ^{2 1/2}	51.6% NW 3 FM	AVG. \$1.15 LEV. AT 2 CALL				
8.5	9	6 ^{5 1/2}	4 ^{2 1/2}	51.7% 20K FM	4-10 8.5	7	1 ^{1 1/2}	1 ²	53.2% 1100
3-20 8.5	7	3 ^{1 1/2}	1 ⁴⁰	51.8% Mdn 2	8.5	7	1 ^{1 1/2}	1 ²	51.0% Best E. 1
8.5	8	1 ^{1 1/2}	1 ²	52.4% 22K 3M	8.5	9	6 ⁵	4 ^{2 1/2}	51.99% 8.1. 2 ⁴⁰
8.5	9	6 ^{7 1/2}	5 ⁴	52.4% 5K FM					
3-22 8.5	8	2 ⁴⁰	1 ⁴	51.9% NW 2 M					
8.5	8	6 ^{5 1/2}	6 ³	51.6% 40K					
8.5	9	5 ⁵	4 ^{2 1/2}	51.5% 16K					
3-23 8.5	9	2 ^{1/2}	1 ⁴⁰	52.2% Mdn 2M					
8.5	6	5 ^{4 1/2}	4 ²	52.1% NW 1					
8.5	12	2 ³	1 ²	52.6% 5K M					
14 RACES									
8.5	8	3.5 ^{2 1/2}	3.0 ^{1 1/4}	51.68%					
3-24 8.5	9	1 ²	1 ^{1 1/2}	52.7% 13.5M					
8.5	7	2 ¹	1 ^{1 1/2}	52.0% 25K 7L W16					
8.5	10	7 ¹¹	7 ⁷	51.6% 8K					
8.0	6	5 ^{4 1/2}	1 ⁴⁰	50.6% 2L 2LW					
4-3 8.5	7	1 ^{1 1/2}	1 ¹	52.0% 10K 3YR F					
8.5	12	2 ^{1/2}	1 ^{1 1/2}	52.17					
8.5	11	4 ²	1 ⁴⁰	51.8%					
8.5	9	3 ^{1 1/2}	1 ^{1 1/2}	50.9%					

9th Golden Gate



1.16 MILES. (1.40%) CLAIMING. Purse \$8,500. Fillies and mares, 4-year-olds and upward. Weight, 120 lbs. Non-winners of two races at one mile or over since February 15 allowed 3 lbs.; one such since then, 5 lbs. Claiming price \$8,000. (Maiden, starter and claiming races for \$6,250 or less not considered.) (Cal-breds preferred.)

Grullastar

LAMANACE C

Own.—Coppes-Fulgentis-O'Neill

114

Dk. h. or br. m. & by Fighting Bill—Castinette, by Captain Courageous

Br.—O'Neill Janet (Wash)

Tr.—O'Neill Brad J

1986 7 1 1 1 \$5,310

1985 8 1 1 0 \$8,575

Lifetime 49 8 8 6 \$53,158

20Mar86-1GG	1	48.2	1:12.1	1:45.1	21	114	11	11	13	1st	Lamance C2	6250	75-18	Grullastar, Miss Mched, Electric Wing 8	
19Mar86-5GG	1 1/2	47.1	1:12.9	1:46.1	11	114	9	9	10	1st	Lamance C10	6250	72-21	Inexplicable, P.W. Sfrs, Sunris BOM 10	
26Feb86-1GG	1 1/2	47.1	1:12.3	1:46.1	11	116	11	11	11	21st	Schrick D E4	6250	70-18	Mighty Fantastic, Grullastar, Landia 8	
20Feb86-5GG	1 1/2	47.1	1:12.2	1:46.1	7	115	8	10	10	10	1st	Capitaine NM9	5000	63-20	Rch Monns, Goli Monnt, FutuOpton 10
30Jan86-1BM	1 1/2	47.9	1:12.1	1:45.5	6	116	4	4	5	3rd	Capitaine NM2	6250	58-23	HowdSttion, Let's GetReed, Grullstr 6	
23Jan86-7BM	1 1/2	47.2	1:12.1	1:45.1	15	116	9	9	9	6th	Capitaine NM11	6250	76-24	Tweed, HowdSttion, FutureOpton 12	
13Jan86-3BM	1 1/2	47.2	1:12.1	1:45.1	22	116	7	8	9	11st	Capitaine NM11	8000	76-15	SndHr MyLov, ConsnDcr, P.W. sFrb 12	
20Dec85-10BM	1 1/2	46.9	1:11.9	1:44.1	13	115	3	4	5	7th	Capitaine NM3	10000	56-24	MissSwiSin, BirthdyClub, HiddnAngl 8	
29Nov85-7BM	1 1/2	48.1	1:14	1:41.4	3	114	5	6	7	8th	Loseth C4	12500	—	BronzePower, I'llHaveTheB, Perusi 9	
19Nov85-7BM	1 1/2	47.2	1:12.1	1:45.1	7	114	8	9	9	6th	Loseth C4	12500	78-22	TiffnySetting, FleetMove, TbleSturk 12	
19Nov85 - Broke slowly															
Feb 13 BM Br 1.34m, 37.4h															

Trail Queen

BARTON J

Own.—Automomoff Terry Jean

1095

B. f. 4, by Sovereign Dancer—Sweet Decree, by Noble Decree

Br.—Petruszela A (Fla)

Tr.—Griffiths Riley

1986 2 1 0 1 \$3,795

1985 4 0 0 0 \$1,123

Lifetime 6 1 0 1 \$4,918

4Apr86-2GG	1 1/2	47.2	1:12.1	1:45.1	5	114	6	7	8	3rd	Schacht R7	6250	74-27	PeeWee'sFreb, NughtyNit, TrilQun 10
29Mar86-3GG	1 1/2	47.2	1:12.1	1:45.1	3	119	1	2nd	2nd	1st	Schacht R10	6250	75-20	TrilQueen, CndyCnneLne, FulOfFith 11
31Jul85-5SR	1 1/2	47.1	1:12.1	1:46.1	2	114	3	4	5	9th	Schacht R7	10000	54-13	BronzeFish, BeautifBrta, YuntThm 10
11Jul85-3Sot	1 1/2	47.9	1:12	1:39.1	3	115	2	2	2	5th	Schacht R1	12500	74-13	By Monday, StuckTogether, Giselle 10
9Jun85-1GG	1 1/2	47.2	1:12.1	1:45.1	2	114	6	7	8	5th	Schacht R9	12000	78-16	Shirleyrene, Tensegity, Dixie'sPrise 9
12Mar85-3GG	1 1/2	47.1	1:12.1	1:45.1	12	114	8	9	9	4th	Hummel CR3	12500	75-16	Princess One, RosyO'Day, Cleenish 10

Cougar D'Or

SCHACHT R

Own.—Fagan-Newman-Rush

114

B. f. 4, by Cougar II—Soleil d'Or, by Herbager

Br.—Rancho Jonata (Cal)

Tr.—Sherlock William Jr

1986 6 1 1 0 \$6,341

1985 5 0 0 0 \$325

Lifetime 11 1 1 0 \$6,666

19Mar86-7GG	1 1/2	48	1:12.4	1:45.1	27	114	7	7	7	7th	Hamilton M4	12500	62-23	Take ItHome, HiddnAngle, RallyGal 7
19Mar86-4GG	1 1/2	47	1:11.4	1:38.1	37	114	9	9	9	9th	GonzalRM3	17000	52-15	PollyLemm, Spricis, Amy'sOwnGr 9
19Feb86-1GG	1 1/2	49	1:12.1	1:48.4	4	119	6	7	8	11	Hamilton M5	16000	58-26	CougarD'Or, PathoMarket, MarDell 7
6Feb86-4GG	1 1/2	47	1:12.1	1:45.1	5	119	6	7	8	4th	Hamilton M5	16000	68-22	GimBobini, Dynanata, D.N.J'sGelaya 6
6Feb86-6B	Ground broke out at start, ducked in, bumped													
23Jul86-4BM	1 1/2	46.4	1:12.3	1:45.1	34	119	7	7	7	21st	Hamilton M11	16000	63-24	GreatStory, CougarD'Or, DncngMn 12
3Jan86-1BM	1 1/2	48.1	1:14.2	1:50.3	19	119	8	9	9	4th	Hamilton M2	12500	34-37	RC'sShow, DncngMn, SwtAndLvng 8
16Dec85-3BM	1 1/2	47.1	1:12.1	1:45.1	30	118	10	11	11	8th	Mills J W2	12500	65-27	BncBlitz, AlmsAVinta, JdPrfrAgm 12
14Dec85-3GG	1 1/2	48.2	1:13.3	1:47.1	27	117	7	7	7	9th	Mills J W4	10000	45-23	Livadia, Young Cher, Jade Belle 9
21Feb85-2GG	1 1/2	47.1	1:12.1	1:47.1	63	119	9	9	9	8th	Mills J W9	6250	43-24	Neostyle, Show Of Gold, Cuteness 9
3Apr85-4BM	1 1/2	47.1	1:12.1	1:38.1	18	117	4	5	5	5th	Archuleta S4	6250	64-13	Lady Alma, Drovers, Show Of Gold 6

Shyster Court

CAMPBELL B C

Own.—Johnson & Realmonde

114

Ch. f. 4, by Replant—Cherry Court, by Court Ruling

Br.—Michael R Jr (Ky)

Tr.—Johnson K L

1986 5 0 0 0 \$2,625

1985 17 1 5 2 \$18,226

Lifetime 23 1 5 2 \$20,851

4Apr86-5GG	1 1/2	47.1	1:12.1	1:44.1	15	114	7	7	7	4th	CampbellBC10	10000	76-27	WongMss, KmBn, SmpAndFlg 11
29Feb86-5GG	1 1/2	47	1:12.1	1:44.1	31	109	4	4	4	5th	YamamotoTJ1	12500	77-22	HiddnAngle, XlntGrl, ChrsPnMn 10
11Feb86-9GG	1 1/2	48.2	1:12.1	1:44.1	14	110	4	4	4	5th	YamamotoTJ1	12500	75-18	DwnProspect, SpicyFchn, SocibGrl 7
27Apr85-10BM	1 1/2	47.2	1:12.1	1:45.1	12	109	5	5	5	4th	YamamotoTJ1	12500	72-28	SendHerMyLov, DwnProspect, LstHlt 8
27Apr85-6B	Crowded 1/4													
23Jan86-6BM	1 1/2	46.3	1:11.1	1:44.1	14	114	8	9	9	8th	Loseth C4	16000	60-24	SupercliousSu, AmzingMorn, PthtH 12
10Jan86-9BM	1 1/2	47.1	1:12.1	1:38.4	20	114	5	5	5	4th	Mena F8	16000	71-33	BlingGme, SupercliousSue, Phetlie 8
28Dec85-1BM	1 1/2	45.3	1:10.2	1:36.3	25	109	5	5	5	5th	Aragon V A8	20000	79-14	MorningStar, EndGun, Nisky'sTckl 8
21Nov85-7BM	1 1/2	47.2	1:12.1	1:45.1	6	114	7	7	7	4th	Loseth C4	16000	73-22	GloriousWish, Dixie'sPris, ViciMorno 7
21Nov85-9BM	Bumped start													
11Nov85-9BM	1 1/2	47.3	1:13.3	1:47.1	11	109	2nd	2nd	2nd	2nd	YamamotoTJ1	16000	51-36	ChelsMorn, ShysterCourt, BlzingGm 7
31Oct85-7BM	1 1/2	46.4	1:11.4	1:44.1	10	114	5	5	5	4th	ChapmanT10	16000	63-21	DosMiAmigs, BlzingGm, MildyMnvi 11

Gran Vintage

JUDICE C

Own.—Mastrangelo W

114

Gr. f. 4, by Gran Zar—Triple Brandy, by Bold Reasoning

Br.—Thornton & Van Meter Jr (Ky)

Tr.—Mastrangelo William

1986 6 1 0 3 \$6,440

1985 18 2 1 2 \$13,837

Lifetime 28 3 2 7 \$26,277

20Mar86-9GG	1 1/2	47.4	1:13	1:47.1	7	117	7	7	7	3rd	Judice C1	5000	65-24	GentleMoment, WindyGrnVintage 9
21Feb86-1GG	1 1/2	47.3	1:12.4	1:46.1	22	112	6	7	7	10th	Barton J1	6250	55-18	MissMarx, Mrrn'sPleasure, GryJtsGrl 10
14Feb86-2GG	1 1/2	47.4	1:12.3	1:47.3	7	109	6	6	6	2nd	Barton J6	8000	65-33	GrnVintage, SweetBrichs, BrqinAnni 8
2Feb86-1BM	1 1/2	46.3	1:11.4	1:46.1	4	114	4	4	4	3rd	Chapman T M7	8000	52-28	GentleHole, AppleTime, GranVintage 7
24Jan86-10BM	1 1/2	46.1	1:11.3	1:45.1	4	114	7	7	7	6th	Loseth C6	6250	58-21	Averment, Win Handy, RitzePirate 12
24Jan86-6B	Steadied 1st turn													
5Jan86-7BM	1 1/2	48.4	1:14.4	1:50.1	7	114	6	6	6	3rd	Loseth C3	6250	38-42	SpicyFchn, Ntlie'sRush, GrnVintage 11
23Dec85-9BM	1 1/2	47.4	1:12.2	1:45.1	11	114	7	7	7	6th	Loseth C9	6250	64-18	TklHom, FrnchCrust, MghtyFntstc 10
3Dec85-9BM	1 1/2	48.4	1:15	1:50.1	6	114	6	6	6	7th	Loseth C7	10000	25-47	AppleTim, AmzingMorn, PollyHolly 11
11Nov85-2BM	1 1/2	47	1:13.4	1:49.1	19	114	8	8	8	2nd	Loseth C11	8000	46-36	GrnVintg, MghtyFntstc, Boutoucs 12
11Nov85-9BM	Forced wide late													
22Nov85-2BM	1 1/2	47.3	1:12.1	1:45.1	6	114	11	11	11	7th	Loseth C9	8000	76-19	LmbethWlk, SlickerFlickr, Profignt 12

Hello Kate

YAMAMOTO T J

Own.—4-Fun Stable & Bonfante

1095

Dk. h. or br. f. 4, by Agitate—Hello Sissy, by Sisters Prince

Br.—Pascoe III & Wals (Cal)

Tr.—Murphy Chuck

1986 2 0 0 1 \$1,190

1985 14 7 0 0 \$29,375

Lifetime 20 7 1 3 \$33,010

20Mar86-1GG	1 1/2	46.4	1:11.3	1:45.1	12	109	2	2nd	2nd	3rd	Yamamoto T J3	8000	76-20	HowardStation, LadySwiss, HelloKie 8
10Jan86-2BM	1 1/2	47.3	1:12.3	1:47.1	18	110	1	3	3	6th	Yamamoto T J2	8000	52-33	Averment, GryJtsGrl, SweetBrichs 12
23Dec85-5BM	1 1/2	47.1	1:12.3	1:47.3	3	109	11	11	11	8th	Yamamoto T J8	8000	75-18	LouisClr, SocibGrl, GoodnghtNurs 12
11Nov85-1BM	1 1/2	45.4	1:11	1:45.3	3	117	4	4	4	8th	SchnevidtCP2	8000	50-18	Clover Club, Last Hit, Boutiques 8
10Oct85-2BM	1 1/2	46.4	1:11.4	1:44.1	9	109	5	5	5	7th	Shaw K3	8000	50-24	SwtBrichs, AlibiDm, CourtOI'Dons 8
23Aug85-3Sac	1 1/2	46.3	1:12.2	1:39.3	1	115	1	1	1	1st	Shaw K5	10000	76-17	Hello Kate, GranVintage, B HereNow 6
21Jul85-9PIn	1 1/2	46.1	1:11	1:45.3	9	115	1	1	1	12	Hummel CR2	12500	77-15	HelloKate, BargainAnnoe, BlzingGme 7
13Jun85-5GG	1 1/2	46.4	1:11	1:45.1	2	117	1	1	1	11th	Hummel CR6	10000	78-15	HelloKie, ForgetThePolicy, Profignt 9
9May85-5GG	1 1/2	47.3	1:12.2	1:47.1	6	117	2	2	2	1st	Hummel CR6	10000	67-21	Hello Kate, Spending, NotSoDistant 9
25Apr85-1GG	1 1/2	47.1	1:12.4	1:45.1	2	114	1	1	1	16	Hummel CR4	10000	74-26	Hello Kate, Able Nina, Spending 7

Bronze Power *

PFAU R K

Own.—Scott L

1095

B. m. S. by Executive Power—Bronze Scene, by Tobin Bronze

Br.—Pine Tree Stable (Cal)

Tr.—Moray William J Jr

\$8,000

1986 3 1 0 0

1985 14 2 5 3

\$5,500

\$20,825

Lifetime	20	5	4	3	2	1	0	0
28Apr86-1GG	1:46.4	1:11.3	1:45	11	55	71	61	510
23Jan86-68M	1:46.3	1:11.3	1:44	11	31	115	12	33
3Jan86-108M	1:47.2	1:13	1:48.2	21	110	12	13	16
28Nov85-78M	1:48.1	1:14	1:41.4	9	114	11	12	11
28Oct85-98M	1:47.1	1:11.1	1:44.3	8	115	11	2nd	11
4Oct85-28M	1:47.1	1:11.1	1:44.3	4	114	32	44	45
3Sep85-128M	1:47	1:11.1	1:45	21	114	21	2nd	21
17Jul85-105M	1:46	1:11	1:37.4	8.5	114	68	79	711
17Jul85—Lugged out								
13Jul85-12Pln	1:47.45	1:11	1:42.1	21	115	53	45	34
6Jan85-5GG	1:46.4	1:12	1:45.2	21	114	64	2nd	21
Mar 26 GG	51R 1:43.2h							

Miss Marx *

GONZALEZ R M

Own.—McClure Lee

114

Ch. f. 4, by Gummo—Officer M'am, by Traffic Beat

Br.—Russell Mr.—Mrs J B (Cal)

Tr.—Lyons Val Tohill

\$8,000

1986 6 1 0 1

1985 11 2 0 3

\$5,834

\$10,694

Lifetime	17	3	0	4	16,528
28Apr86-1GG	1:48.2	1:13.2	1:45.2	41	117
18Mar86-2GG	1:47.2	1:12.4	1:39.2	10	114
2Feb86-9GG	1:47.3	1:12.4	1:46.2	38	114
6Feb86-7GG	1:47.2	1:13.4	1:46.2	31	114
6Feb86—Stumbled at start					
23Jan86-98M	1:47.231	1:46	1:10.1	14	115
10Jan86-28M	1:47.1	1:12.1	1:47	31	114
20Dec85-78M	1:46.2	1:11	1:44.3	41	115
20Dec85—Lacked room top of stretch					
12Dec85-98M	1:47.224	1:46.3	1:12.1	20	116
13Jul85-12Pln	1:47.45	1:11	1:42.1	51	111
19Jun85-5GG	1:47.2	1:13.1	1:44.3	61	108
19Jun85—Bumped break					

Drovers

MUNOZ E

Own.—Nikkel Kathryn

114

Dk. b. or br. f. 4, by Angle Light—English Fashion, by Beau Brummel

Br.—Nikkel Kathryn (Ky)

Tr.—Offield Duane

\$8,000

1986 3 1 0 0

1985 11 1 0 1

\$3,025

\$9,408

Lifetime	17	1	5	1	\$14,399
2Apr86-7GG	1:47.23	1:46.3	1:12.1	19	115
7Mar86-2GG	1:47.22	1:45.4	1:11.2	21	115
7Mar86—Broke slowly					
5Feb86-3GG	1:47.23	1:46.2	1:12.1	81	119
5Feb86—Very wide on turn					
15Jul85-7Sol	1:47.3	1:12.1	1:38.1	21	115
16Jun85-2GG	1:47.1	1:11	1:44.1	19	114
1Jan85-2GG	1:47.3	1:13.1	1:38.1	4	114
9Apr85-2GG	1:47.3	1:12.3	1:47.4	31	117
26Apr85-1GG	1:48.3	1:14.4	1:41	4	117
10Apr85-6GG	1:47.1	1:11.4	1:45.4	15	117
13Mar85-6GG	1:47	1:12.4	1:40	6	117
Mar 26 GG	51R 1:01.1h				

Mary Bouquet

SCHVANEVELDT C P

Own.—Goldblatt Mary M

114

B. f. 4, by Smithville—Markette, by King Julian

Br.—Goldblatt Mary M (Ore)

Tr.—Merrill Doris

\$8,000

1986 4 0 1 0

1985 10 0 1 1

\$1,260

\$1,120

Lifetime	20	1	3	1	\$3,810
3Mar86-9GG	1:47.483	1:13	1:45	40	114
5Feb86-7GG	1:47.2	1:13.4	1:46.2	67	114
5Feb86—Far wide in drive					
24Jan86-108M	1:46.1	1:11.3	1:45.1	23	114
10Jan86-28M	1:47.1	1:12.3	1:47	55	115
20Dec85-78M	1:46.2	1:11	1:44.3	85	115
20Dec85—Broke in a tangle					
30Dec85-98M	1:46.4	1:15	1:50	65	115
29Nov85-58M	1:47.222	1:45.4	1:11.4	60	115
22Nov85-99M	1:47.224	1:47.1	1:43.5	18	121
3Mar85-89M	1:47.23	1:47.3	1:43.1	14	122
24Feb85-79M	1:47.224	1:48	1:15.1	37	122
Apr 8 GG	41m :51.4h				

Spicy Fachen *

BAZE R A

Own.—Alciati-Baschecki-Block-et al

114

B. m. S. by Crafty Native—Blissmales, by Fachsenon

Br.—Newakum Stables (Wash)

Tr.—Gichrist Greg

\$8,000

1986 5 2 2 0

1985 19 1 7 2

\$12,327

\$17,085

Lifetime	20	7	10	6	\$47,807
18Mar86-7GG	1:47.48	1:12.4	1:45.1	22	114
5Mar86-9GG	1:47.483	1:13	1:45	41	114
11Feb86-9GG	1:47.482	1:12.4	1:44.3	21	115
27Jan86-78M	1:47.463	1:11.3	1:43.4	11	115
6Jan86-78M	1:47.484	1:14.4	1:50	5	115
20Oct85-108M	1:47.463	1:11.3	1:44.1	3	117
29Nov85-78M	1:48.1	1:14	1:41.4	8.5	114
11Nov85-78M	1:47.484	1:13.4	1:46.4	8.5	115
28Oct85-98M	1:47.471	1:11.1	1:44.3	31	114
21Oct85-28M	1:47.483	1:13.3	1:48	41	115
Apr 8 GG	41m :58.1h				

Miss Matched

CHAPMAN T M

Own.—Valley Farm

114

Ch. f. 4, by King of Kings—Sure Delight, by Corduroy II

Br.—Jensen O (Cal)

Tr.—Murphy G T

\$8,000

1986 3 0 1 0

1985 5 1 1 1

\$4,395

\$7,765

Lifetime	10	1	2	1	\$8,610
28Apr86-1GG	1:47.482	1:13.2	1:45.2	31	114
3Mar86-3GG	1:47.483	1:13	1:45	41	114
19Feb86-7GG	1:47.22	1:45.2	1:11.2	18	114
23Mar85-8GG	1:48.2	1:12.3	1:38.2	7	114
21Mar85-8GG	1:46.3	1:11.2	1:36.4	18	114
1Mar85-1GG	1:47	1:12.3	1:46.1	3.2	117
31Jan85-38M	1:47.23	1:47	1:13.1	21	117
31Jan85—Steadied at 1/4					
24Jan85-58M	1:47.23	1:46.1	1:11.4	31	117
24Jan85—Wide into stretch					
30Dec84-38M	1:47.224	1:46	1:12.1	16	117
26Nov84-58M	1:47.231	1:47.2	1:14.2	14	117
26Nov84—Broke slowly, bumped, steadied after break					
Apr 8 GG	31m :36.1h				

THE CONTENDERS:

- 1) GRULLASTAR - won her last start and her running style fits today's requirements.
- 2) TRAIL QUEEN - steps up several levels today and also stretches out. A quick look at the early energy expenditure in her winning race (52.9%) suggests she doesn't really want to go more than six furlongs.
- 3) COUGAR D'OR - even the drop in class shouldn't be enough.
- 4) SHYSTER COURT - drops in class after a sprint that suggests she may want today's distance.
- 5) GRAN VINTAGE - why would this filly be stepped up two levels after collapsing on the money in her last? We'll keep her in, but only as an exotic bet possibility.
- 6) HELLO KATE - here's a filly who has won 7 of her last 16 races and fits the bias.
- 7) BRONZE POWER - this mare appears to be heading in the wrong direction. She's certainly not getting any better.
- 8)9)10) MISS MARX, DROVERS and MARY BOUQUET are all off form and none fit the bias requirements.
- 11) SPICY FACHEN - drops in class, gets the #1 rider and has enough speed to be placed properly.
- 12) MISS MATCHED - sharp, but her style is not going to help her chances.

That leaves us with:

- 1) GRULLASTAR
- 4) SHYSTER COURT
- 5) GRAN VINTAGE
- 6) HELLO KATE
- 11) SPICEY FACHEN
- 12) MISS MATCHED

Of these six, it's safe to say Gran Vintage (class and running style) and Miss Matched (running style and #12 post position) should not be played to win.

THE FIGURES:

RACE NUMBER 9

DISTANCE = 8.5 FURLONGS

NAME	F 1	F 2	F 3	A P	E P	S P	T S	% E
P of R	54.55	52.80	51.56					
GRULLAS	54.55	52.80	51.56	53.35	53.95	52.76	53.33	51.13%
P of R	57.26	54.21	47.80					
SHYSTER	53.43	54.85	49.50	53.00	54.16	51.83	52.05	52.25%
P of R	55.68	52.83	48.42					
GRAN V.	53.69	55.21	49.21	52.97	54.22	51.72	52.71	52.42%
P of R	56.01	52.83	49.00					
HELLO K	55.90	52.99	48.58	53.32	54.89	51.74	52.99	53.05%
P of R	54.17	53.95	51.41					
SPICY F	53.45	55.18	51.54	53.41	54.03	52.78	53.37	51.18%
P of R	54.55	52.80	51.56					
MISS M.	53.82	53.00	52.47	53.27	53.54	53.01	53.32	50.51%

RANKINGS

	A P	E P	S P	T S
	---	---	---	---
SPICY F.	1	4	2	1
HELLO K.	2	1	5	4
GRULLASTAR	2	5	2	1
MISS M.	4	6	1	3
GRAN V.	5	2	5	5
SHYSTER	5	3	4	6

Obviously we won this race or the example would have been ill-chosen. One of the purposes of this workbook is to instill a degree of confidence in your overall approach to the determination of bias. Don't go to the results charts just yet. Let's spend a little more time with some additional observations regarding the interpretation of these figures.

- 1) At this writing, Golden Gate was clearly an "Early Pace" racetrack. The first step in most races, but especially now, is to locate the speed. Since Early Pace is also second call velocity, we're dealing with a true measurement, not a contrived rating. Hello Kate should be examined very closely in this spot. She will certainly clear the field at the first call and should lead comfortably at the mid-point on the second turn. Her edge of .67 f.p.s. at the second call is approximately 4.5 lengths on the field. That seems a comfortable margin with any bias. On today's track, that lead may be insurmountable.
- 2) Regarding Early Energy expenditure; Hello Kate is slightly above the target of 52.6%, but the only horse closer to par is Gran Vintage, who lacks class and has a terminal case of the "slows." Grullastar, who is rated 5 early, 2 sustained, is lying to us. She will clearly have to hustle to keep up and will not have the luxury of leading on a slow pace as in her last race. Be aware that her energy distribution of 51.13% should rise dramatically in this race. Miss Matched is clearly too low in Early Energy to be a win bet today.

- 3) Final analysis. Because of her winning record and ability to get a big lead in here, I chose to bet a substantial amount on Hello Kate. She closed at 7-2 in the betting and held on to win by a neck in the race. I also boxed her in the exacta with both Grullastar and Spicy Fachen, because of running styles and their Average Pace ratings from the printout. I have also learned that the ideal place horse is most often the best Sustained Pace rating. Therefore I played Hello Kate one way to Miss Matched. The Hello Kate / Grullastar exacta paid \$92 for every \$2 invested. Because of long term patterns, people were still lining up to bet the closers. I remind you, we're interested in short term probability. "What have you done for me lately?" In the case of Hello Kate . . . a lot!

NINTH RACE Golden Gate

APRIL 11, 1986

Value of race \$8,500; value to winner \$4,575; second \$1,658; third \$1,190; fourth \$765; fifth \$212. Mutuel pool \$94,597. Exacta Pool \$178,833.

Last Raced	Horse	Eqt.	A.Wt	PP	St	1/4	1/2	3/4	Str	Fin	Jockey	Cl'g Pr	Odds \$1
28Mar86 1GG ³	Hello Kate	4	109	5	1	1 1/4	1 1/4	1 1/4	1 1/4	1st	Yamamoto T J ⁵	8000	3.70
26Mar86 1GG ¹	Grullastar	b	6	114	1	6	21	22	21	23	Lamance C	8000	14.50
26Mar86 1GG ²	Miss Matched	b	4	114	11	3	5 1/4	5 1/4	3 1/4	32	Chapman T M	8000	3.90
28Mar86 1GG ⁶	Bronze Power	b	5	109	6	2	32	31 1/2	42	4th	Pfau R K ⁵	8000	8.90
4Apr86 5GG ⁴	Shyster Court	4	114	3	5	4	6 1/4	5th	5 1/4	52	Campbell B C	8000	4.60
18Mar86 7GG ⁵	Spicy Fachen	b	5	114	10	4	6 1/4	4th	6 1/4	6 1/4	Baze R A	8000	2.00
26Mar86 1GG ⁶	Miss Marx	b	4	114	7	9	84	71	76	76	Gonzalez R M	8000	37.90
2Apr86 7GG ¹⁰	Drovers	4	115	8	10	10 1/4	10 1/4	9 1/4	84	82	Munoz E	8000	44.40
20Mar86 9GG ³	Gran Vintage	4	114	4	8	94	94	81	9 1/4	9th	Judice J C	8000	37.30
5Mar86 9GG ⁹	Mary Bouquet	4	117	9	11	11	11	10 1/4	10 1/4	106	Schvaneveldt C P	8000	96.30
18Mar86 7GG ⁷	Cougar D'Or	b	4	114	2	7	71	83	11	11	Sahacht R	8000	60.10

OFF AT 5:03. Start good. Won driving. Time, :23 1/2, :47, 1:11 1/2, 1:37 1/2, 1:44 1/2. Track fast.

\$2 Mutuel Prices:

5-HELLO KATE	9.40	5.00	3.60
1-GRULLASTAR		10.80	4.80
11-MISS MATCHED			4.20
\$2 EXACTA 5-1 PAID \$92.00.			

Dk. b. or br. f, by Agitate—Hello Sissy, by Sisters Prince. Trainer Murphy Chuck. Bred by Pascoe III & Wais (Cal). HELLO KATE took a short lead early while in hand, responded willingly to pressure in the drive and held. GRULLASTAR prompted the pace from the outset and held on gamely in a prolonged drive. MISS MATCHED reserved early while slightly wide, moved up on the second turn but finished evenly in the drive. BRONZE POWER, just off the pace for six furlongs, lacked a rally. SHYSTER COURT moved out on the second turn but had no rally. SPICY FACHEN close up early, weakened. GRAN VINTAGE was outrun.

Owners— 1, 4-Fun Stable & Bonfante; 2, Coppo-Fulgentis-O'Neill; 3, Valley Farm; 4, Scott L; 5, Johnson & Realmonde; 6, Alciati-Bachecki-Block-et al; 7, McClure Lee; 8, Nikkel Kathryn; 9, Mastrangelo W; 10, Goldblatt Mary M; 11, Fagan-Newman-Rush.

Trainers— 1, Murphy Chuck; 2, O'Neill Brad J; 3, Murphy G T; 4, Morey William J Jr; 5, Johnson K L; 6, Gilchrist Greg; 7, Lyons Val Tohill; 8, Offield Duane; 9, Mastrangelo William; 10, Merrill Doris; 11, Sherlock William Jr.

Overweight: Drovers 1 pound; Mary Bouquet 3.

Spicy Fachen was claimed by Italia & pegram; trainer, Knight Terry.

Scratched—Trail Queen (4Apr86 2GG³).

By way of further emphasizing the advantage to be gained, I've included the Santa Anita "profile" as of 4-6-86:

CURRENT SANTA ANITA PROFILE..... 4-7-86

	ENTRIES	1st CALL	2nd CALL	OPTIMUM EN.
SPR.	9	TOP 4 1.75 LEN.	TOP 3 1.5 LEN	52.95%
RTE.	8.25	NO PREFERENCE 5 LEN.	TOP 4 2.2 LEN.	51.55%

SPRINTS.....TOP 2-3 EARLY PACE

ROUTES.....OVER THE LAST 11 RACES THE ENERGY REQUIREMENTS HAVE REMAINED CONSTANT BUT THE AVERAGE WINNER HAS BEEN LESS THAN ONE LENGTH BACK AT THE SECOND CALL. EARLY PACE IS THE KEY ...WITH THE CORRECT EARLY ENERGY FIGURES TO SEPARATE. SUGGEST BETS TO BE WITHIN .45fps OF THE TOP E.P. IN THE RACE.

Beginning in April, 1986, I started making my own daily variants available to Institute clients. With the variants (open adjustments), I often include observations (such as those above) that I think to be of value. Santa Anita routes, after running very sustained for virtually the entire meeting, had begun to turn early. Note the route comments regarding Early Pace as being the key. Nearly every race the following week was won by the #1 Early Pace rated contender. Horses who had little chance earlier in the meeting now dominated their races.

I didn't include this material to show you what I can do, but to demonstrate the advantage you can gain. If you don't take that advantage, players like Bob Purdy and Jim Bradshaw will be standing on line to collect your money. Look around, you'll probably see Doc Sartin in one of those lines as well.

CASHING IN ON THE MODEL

As this manual was being written, I made one of my infrequent investments in Santa Anita's Pic-6. A \$400,000 carryover, six decipherable races and Bob Purdy's incessant nagging dragged me kicking and screaming into part of a \$432.00 ticket. The result was a \$13,000 Pic-6 win and ten consolations at \$229.00 each. "Bobby, you can nag me anytime." (In actuality, the nagging consisted of . . . "Why don't we" and I said yes before the sentence was completed.) Doc Sartin suggested we end this manual with the races run in that six race sequence. The day was Feb. 8, 1986. I hope this material proves enlightening.

The Route Model:

F.W.	E.P.	S.P.
2	4	2

The Sprint Model:

F.W.	E.P.	S.P.
3	2	4

Remember, those rankings suggest the minimum acceptable profile. A 2-3-1 is, of course, preferable to a 2-4-2; and so on.

Early Energy Requirements:

53% at 6 furlongs (slightly less at 7 f.)

51.8% at 8.5 furlongs (1 1/16 mile)

These percentages should be set as targets and then used to separate contenders.

4th Santa Anita



1 1/4 MILES. (145%) CLAIMING. Purse \$13,000. 4-year-olds and upward. Weights, 4-year-olds, 120 lbs.; older, 121 lbs. Non-winners of two races at one mile or over since November 11 allowed 2 lbs.; of such a race since December 25, 4 lbs.; since November 11, 6 lbs. Claiming price \$10,000. (Claiming and starter races for \$3,500 or less not considered.)

Bombay Bartender

CISNEROS J E

1105

Own.—Andrade—Chstn—D Flpo et al

Dk. b. or br. g. 6, by Bombay Duck—Bartender Betty, by Third Martin
Br.—Borden Dr H (Fla) 1986 2 0 0 0 \$900
Tr.—Chasteen William W 1985 8 0 0 3 \$7,850

29Jan86-2SA	1 1/4:46.2 1:11 1:44.2ft	5 1/2 116	54 1/2 65 87 1/2 88 1/2	Kaenel J L 5	10000	71-15	GoldenFriend, TexolticTom, Kingsidr 9
29Jan86-5-wide into stretch							
17Jan86-2SA	1 1/4:47 1:12 1:44.3ft	4 1/2 116	1st 2nd 2nd 41	Kaenel J L 6	10000	77-15	Bedouin, Jet Royale, County Seat 12
17Jan86-Bumped at intervals backstretch							
29Dec85-1SA	1 1/4:47.3 1:12 1:44.3ft	9 1/2 116	2nd 2nd 107 1/2 109 1/2	Campas R 1	12500	68-12	Tio Nino, VictoryLea, PolicePursuit 11
29Dec85-Lugged out early							
23Dec85-3Hol	1 1/4:47.1 1:12 1:50.3ft	30 116	64 1/2 66 65 1/2 66 1/2	Campas R 1	32000	77-17	ForeignLegion, MstrNvio, NoodlRoni 9
15Dec85-2Hol	1 1/4:46.4 1:12 1:50 ft	20 116	31 1/2 22 1/2 38 1/2 31 1/2	Kaenel J L 5	20000	75-09	Ward C, Bedouin, BombayBartender 8
7Dec85-1Hol	6f :22.3 :45.4 1:10.3ft	18 117	910 911 89 1/2 86 1/2	Campas R 2	16000	85-12	Timlin, Blizzard Comin, DarkSauce 10
7Dec85-Bumped start							
24Nov85-2Hol	7f :22.1 :45.1 1:22.4ft	9 1/2 117	2nd 2nd 65 1/2 97 1/2	Solis A 5	c10000	83-08	GilntSpcl, BloodRylFrnd, CrsngEgl 12
23Jan85-3SA	1 1/4:47 1:12 1:43.2ft	6 1/2 116	2 1/2 2 1/2 32 1/2 33 1/2	Pedroza M A 10	c16000	81-15	ScusPls, ArcticPolic, BombyBrtnr 12
23Jan85-Bumped start							
9Jan85-3SA	1 1/4:47.1 1:12 1:44.1ft	8 1/2 116	22 1/2 32 22 32 1/2	Pedroza M A 1	16000	78-19	DukOfBlugrass, Stblzld, BombyBrtnr 8
Feb 2 Hol 3m :36 1/4 h							

Pass Pass Passed

BAZE G

114

Own.—Landon Dr J & Nancy

Ch. g. 4, by Pass the Glass—Frecklestone, by Prince John
Br.—Landon's Thoroughbred Horses (CI) 1986 3 0 0 1 \$2,150
Tr.—Richardson Donald P 1985 7 0 1 0 \$4,975

23Jan86-3SA	1 1/4:46.2 1:11 1:43.4ft	11 116	111 1/4 118 1/2 88 1/2 79	Delahoussaye E 10	12500	73-18	OrientlWly, SntorMcGuire, Elefnte 11
11Jan86-1SA	1 :46.3 1:12 1:36.3ft	23 116	911 77 1/2 77 1/2 56 1/2	Delahoussaye E 3	20000	79-11	BolgerBoy, BigDanRyn, BoldInitiive 9
11Jan86-5-wide into stretch, lost whip late							
2Jan86-2SA	1 :46 1:11 1:37.2ft	10 116	913 811 69 1/2 38 1/2	Delahoussaye E 7	12500	72-16	MLA Fortn, StnlvsWlk, PssPssPssd 10
2Jan86-Wide into stretch							
27Dec85-1SA	6f :22 :44.4 1:16 ft	50 116	1213 1012 99 1/2 91 1/2	Olivares F 2	16000	79-16	ElctrcHrt, MorThrst, DnnrAtMxm's 12
3Nov85-4SA	1 1/4:47.3 1:12 1:44.1ft	4 116	64 1/2 77 1/2 79 1/2 91 1/2	McCarron C J 5	25000	63-15	Loverue, Rogue Star, Reformulate 9
3Nov85-veered in, bumped start; lugged in drive							
25Oct85-3SA	1 1/4:46.3 1:12 1:45.3ft	19 116	812 75 1/2 45 22 1/2	Delahoussaye E 4	20000	78-23	Mike's Cat, PassPassPassed, Loverue 9
4Oct85-1SA	6f :21.3 :44.3 1:10.2ft	136 116	1214 1110 1014 1014 1/2	Kaenel J L 6	20000	71-16	CrushMrk, DoubtDfct, RngOfPlsur 12
4Oct85-Stumbled start							
27Mar85-3SA	1 1/4:47.1 1:12 1:43.2gd	20 114	65 1/2 56 46 48 1/2	Stevens G L 3	25000	75-18	EarlyTrust, AllianceBreker, LuckyAli 7
28Feb85-2SA	1 1/4:46 1:10.4 1:45.1ft	38 114	915 915 913 810 1/2	McGurn C 3	25000	64-22	Accu Back, Singlet, Nami 10
6Feb85-3SA	6f :22 :44.3 1:09.4ft	17 116	812 816 814 79 1/2	Sibille R 1	25000	79-15	LckyRoom, HsStormnNormn, LrdBn 8
6Feb85-Tried to make gap							
Feb 4 SA 5f 1:06 3/4 h							
Jan 18 SA 5f 1:59 1/4 h							
Dec 22 SA 6f 1:14.2 h							
Dec 18 SA 5f 1:10.1 h							

La Verne's Big Mac

OLIVARES F

115

Own.—Bromagen G S

Ch. g. 6, by MacArthur Park—Panellst, by A-Okay
Br.—Ross La Verne (Cal) 1986 3 0 0 0 \$1,200
Tr.—Bernis Glynn 1985 18 3 0 2 \$39,250

29Jan86-3SA	1 1/4:46.3 1:11 1:44.1ft	14 116	76 1/2 41 1/2 61 1/2 42 1/2	Haire D 0	10000	77-15	PokPurst, LghthwHolm, Hrdtohdnl 9
29Jan86-Wide into stretch							
17Jan86-2SA	1 1/4:47 1:12 1:44.3ft	15 116	66 31 52 1/2 52 1/2	Haire D 4	10000	76-15	Bedouin, Jet Royale, County Seat 12
17Jan86-Wide 3/8 turn							
9Jan86-3SA	1 1/4:48.1 1:13 1:51.1ft	5 1/2 116	63 1/2 53 78 75 1/2	Delahoussaye E 7	12500	67-20	Travet, Oriental Way, Jolly Josh 11
9Jan86-Broke slowly							
29Dec85-1SA	1 1/4:47.3 1:12 1:44.3ft	4 1/2 116	111 1/4 114 1/2 95 1/2 64 1/2	Delahoussaye E 10	12500	73-12	Tio Nino, VictoryLea, PolicePursuit 11
29Dec85-Bumped hard start; wide into stretch							
9Nov85-2SA	1 1/4:47.3 1:12 1:43.2ft	13 116	106 1/2 107 1/2 98 1/2 93 1/2	Delahoussaye E 6	c16000	80-13	CoopersHill, Joseph'sBoy, Nvegnite 12
9Nov85-Wide into stretch							
27Oct85-3SA	1 1/4:47.3 1:12 1:44.2ft	11 116	118 116 107 1/2 78	Dominguez RE 2	16000	71-21	Emporofthnvs, RpdEmbr, CoprsHll 12
20Oct85-2SA	1 1/4:46.3 1:12 1:44.2ft	5 1/2 114	811 77 1/2 56 1/2 52 1/2	Dominguez RE 1	18000	78-17	Certain Treat, WildPleasure, OhDad 8
21Sep85-10Pom	1 1/4:46.2 1:11 1:43.3ft	6 1/2 116	88 1/2 85 1/2 57 1/2 53 1/2	Olivares F 7	20000	—	ForgotTheRing, GallntSpecil, OhDad 10
31Aug85-9Dmr	1 1/4:46.1 1:11 1:43.1ft	14 115	88 1/2 84 1/2 58 1/2 37 1/2	Olivares F 2	20000	76-11	Muf, BouncngButtons, Lvrn'sBgMc 9
31Aug85-Wide into stretch							
19Aug85-6Dmr	1 1/4:46.3 1:11 1:48.2ft	3 1/2 117	88 1/2 74 1/2 71 1/2 61 1/2	Pincay L Jr 1	20000	76-10	Loaded Deck, Names, Tribal King 9
Jan 7 SA 4f 1:47 1/2 h							
Dec 27 SA 4f 1:48 1/4 h							
Dec 19 SA 4f 1:49 1/2 h							
Dec 14 SA 4f 1:51 1/2 h							

Western Sport (NO VMAAANT)

LIPHAM T

114

Own.—Stircht—Stircht—Vila Vst Sth

Dk. b. or br. c. 4, by Amasport—Marseillaise, by Court Martial
Br.—Meadowbrook Fms Inc (Fla) 1986 2 0 0 0
Tr.—Fanning Jerry 1985 7 2 1 0 \$25,795

22Jan86-2SA	1 1/4:47.3 1:12 1:51 ft	4 115	99 1/2 96 1/2 71 1/2 71 1/2	Hawley S 1	16000	59-21	Bemidgi, John TheTough, JollyJosh 9
11Jan86-3SA	1 1/4:46 1:10.2 1:42.2ft	24 115	78 1/2 98 1/2 89 1/2 610 1/2	Sibille R 2	25000	79-11	Son OfRaja, Rajaba, MarkInTheSky 10
11Jan86-Wide into stretch							
29Dec85-3AC	1 1/4:47.3 1:12 1:42.3ft	*7.5 112	711 86 1/2 73 1/2 79 1/2	Enriquez H F 7	Aw5500	82-17	PrdonThHustl, SinglThrd, T.V.Action 8
7Dec85-8AC	6f :23.2 :45.4 1:10.4ft	4 1/2 113	54 68 58 51 1/2	Enriquez H F 1	Aw4800	73-28	Harry Jr., GlnceAbout, WingedPrince 6
6Apr85-3SA	1 1/4:47.2 1:12 1:49.4ft	26 116	78 77 86 1/2 76 1/2	Sibille R 7	Aw30000	72-17	Rich Earth, Julie'sMark, Ascension 10
14Mar85-3SA	1 :46 1:11 1:37 ft	6 1/2 116	77 1/2 64 66 1/2 23 1/2	Sibille R 4	50000	79-18	Barland, Western Sport, Lira Lover 8
14Mar85-Bumped start							
14Mar85-3SA	1 1/4:46.1 1:11 1:45.1ft	6 1/2 116	78 1/2 41 1/2 1 1/2 12 1/2	Sibille R 0	c40000	75-14	WstrnSport, Brldn, AmbssdorOfWr 9
14Mar85-Wide into stretch							
16Feb85-2SA	1 1/4:46.1 1:10.4 1:45.1ft	3 1/2 118	65 1/2 45 1/2 23 1/2 11 1/2	Sibille R 3	32000	75-16	WstrnSport, Tnthmrin, PrncOfLght 10
23Jan85-4SA	1 1/4:47 1:12 1:44.1ft	3 1/2 116	54 54 55 54 1/2	Delahoussaye E 4	40000	75-15	Ono Gummo, DashOfBitters, Barland 6
23Jan85-Bobbled at start, wide into stretch							
28Dec84-2SA	1 :47.2 1:13.2 1:39.4ft	3 1/2 116	68 1/2 64 1/2 44 35 1/2	Delahoussaye E 1	40000	63-29	Cachum, OnoGummo, WesternSport 8
28Dec84-Wide into stretch							
Feb 2 SA 4m :48 3/4 h							
Jan 6 SA 6f 1:14.2 h							

4th Race 1 1/8 mile \$10,000 claiming

A tough race with which to start the ticket. \$10,000 is the bottom rung on the Santa Anita claiming ladder and usually contains several horses who should be competing for much less. When we've finished this race, you may logically ask why we used four horses on our ticket when the figures indicate a lesser number. The answer lies in the overall lack of predictability of this claiming level.

Noncontenders:

#2 PASS PASS PASSED
 #6 CONTINUAL CHANGE
 #8 JURANGO
 #10 ERNIE KING

None of these horses show any recent form.

The contenders and their pace lines:

- #1 BOMBAY BARTENDER - fits well at \$10,000 off the second race back. His last was against an unusually fast pace and he was forced 5-wide into the stretch.
- #3 LA VERNE'S BIG MAC - also fits well at today's level. I used the last race. Nearly all of his races contain a trouble line.
- #4 WESTERN SPORT - you may not agree with the inclusion of this one as a contender. His class drop and the overall strength of the second race back (by my variant) were grounds to leave him in at \$10,000. There isn't really a useable pace line for our purposes. We "threw him in," but didn't run him through the computer.
- #7 BOOSTER - even though this gelding doesn't win very often, he's a contender here. I used his second race back because of the two-part trouble line in his last.
- #12 DIAMONDS FOR DEAN - use his last race.

RACE NUMBER 4

DISTANCE = 8.5 FURLONGS

NAME	F 1	F 2	F 3	A P	E P	S P	T S	% E
P of R	56.27	52.48	51.03					
BOMBAY	56.27	52.44	50.75	53.89	54.93	52.84	53.74	51.98%
P of R	56.40	52.55	50.36					
LA VERN	54.95	54.65	50.06	53.65	54.85	52.45	53.45	52.28%
P of R	56.24	52.76	50.66					
BOOSTER	54.57	54.08	51.83	53.76	54.40	53.12	53.70	51.21%
P of R	56.65	52.98	49.45					
CHANGE	53.63	54.79	50.95	53.26	54.03	52.49	53.15	51.47%
P of R	56.65	52.98	49.45					
DEAN	53.84	55.40	50.73	53.47	54.38	52.56	53.32	51.74%

RANKINGS

	A P	E P	S P	T S
	===	===	===	===
BOMBAY	1	1	2	1
BOOSTER	2	3	1	1
LA VERNE	3	2	4	3
DEAN	4	3	3	4
CHANGE	5	5	4	5

Not really much to discuss here. Bombay Bartender not only figures to get the lead, but is also the number two Sustained horse in the race. We used several horses in the Pic-6, but our win betting was on Bombay Bartender at a generous price. A nice start in the Pic-6.

FOURTH RACE
Santa Anita
FEBRUARY 8, 1986

1 1/4 MILES. (1.45%) CLAIMING. Purse \$13,000. 4-year-olds and upward. Weights, 4-year-olds, 120 lbs.; older, 121 lbs. Non-winners of two races at one mile or over since November 11 allowed 2 lbs.; of such a race since December 25, 4 lbs.; since November 11, 6 lbs. Claiming price \$10,000. (Claiming and starter races for \$3,500 or less not considered.)

Value of race \$13,000; value to winner \$7,150; second \$2,500; third \$1,950; fourth \$975; fifth \$325. Mutuel pool \$557,526.

Last Raced	Horse	Eqt.	A.	Wt	PP	St	1/4	1/2	3/4	Str	Fin	Jockey	Cl's	Pr	Odds \$1
29-Jan-86	2SA ⁶	Bombay Bartender	b	6	110	1	1	1 1/4	1 1/4	1 1/4	1st	1 1/4	Cisneros J E ⁵	10000	9.10
22-Jan-86	2SA ⁷	Western Sport	b	4	115	4	5	3 1/4	3rd	4 1/4	31	2nd	Lipham T	10000	6.50
17-Jan-86	2SA ⁶	Booster	b	7	116	6	7	5 1/4	4 1/4	3rd	2nd	3rd	Kaenel J L ^t	10000	3.30
29-Jan-86	2SA ⁴	La Verne's Big Mac	b	6	115	3	9	9	9	6 1/4	4 1/4	2nd	Olivares F	10000	3.20
26-Jan-86	2SA ⁹	Jurango	b	6	115	7	6	4th	5 1/4	5th	5th	5th	Hernandez R	10000	10.90
20-Jan-86	2SA ⁶	Ernie King	b	6	110	8	3	2 1/4	2 1/4	2nd	4 1/4	6 1/4	Crowder S J ⁵	10000	18.60
29-Jan-86	2SA ⁵	Continual Change	b	6	115	5	8	8 1/4	6th	7 1/4	7 1/4	7 1/4	Stevens G L	10000	8.70
23-Jan-86	2SA ⁷	Pass Pass Passed	b	4	114	2	2	7th	8 1/4	8th	9	8 1/4	Baze G	10000	16.20
29-Jan-86	2SA ⁴	Diamonds For Dean	b	4	114	9	4	6th	7th	6 1/4	8 1/4	9	Solis A	10000	4.30

OFF AT 2:16. Start good. Won driving. Time, :23 1/4, :48 1/4, 1:13 1/4, 1:38 1/4, 1:52 1/4. Track fast.

\$2 Mutuel Prices:

1-BOMBAY BARTENDER	20.20	10.40	6.40
4-WESTERN SPORT		7.20	5.20
6-BOOSTER			3.80

Dk. b. or br. g. by Bombay Duck—Bartender Betty, by Third Martini. Trainer Chasteen William W. Bred by Borden Dr H (Fla).

BOMBAY BARTENDER assumed the lead at once, was lugging out while making the pace inside ERNIE KING, raced three wide into the stretch, lugged out badly through the final furlong despite right-handed pressure to end up out past the middle of the track and proved best in a hard drive. WESTERN SPORT, in a contending position from the start, moved up to challenge for the lead going to the far turn, continued to battle for command to the finish but was not quite good enough. BOOSTER, never far back, also advanced to bid for the lead going to the far turn, continued battling for command through most of the drive but weakened slightly in the final yards. LA VERNE'S BIG MAC trailed early and finished strongly. JURANGO raced three wide into the clubhouse turn and into the stretch while in contention and weakened when the real test came. ERNIE KING was carried wide by BOMBAY BARTENDER to the stretch while prompting the pace, then weakened in the drive. CONTINUAL CHANGE was outrun. PASS PASS PASSED tired. DIAMONDS FOR DEAN raced four wide into the clubhouse turn, was within easy striking distance on the backstretch, then came into the stretch five wide while giving way.

5th Santa Anita



1 1/4 MILES. (Turf). (1.57%) ALLOWANCE. Purse \$28,000. 4-year-olds and upward. Non-winners of \$3,000 other than maiden, claiming or starter. Weights, 4-year-olds, 119 lbs.; older, 121 lbs. Non-winners of a race other than claiming at one mile or over since December 25 allowed 2 lbs.; of such a race since November 11, 4 lbs. (Non-starters for a claiming price of \$20,000 or less since October 1 preferred.)

*Tio Nino

OLIVARES F

117

Own.—Gama E A

Ch. g. S, by Frizit—Bora Bora, by Pass the Word

Br.—Agro Pecuaría Pinheiros Ltd (Brz)

Tr.—Velasquez Danny

Lifetime 24 3 1 5 \$19,046

1986 2 0 0 1 \$3,675

1985 11 1 0 2 \$12,700

Turf 6 0 0 0 \$43

25Jan86-9SA 1 1/4:46 1:11 1:50 3ft 15 114 109 64 52 1/4 nk Olivares F 22508 76-11 HurricaneHec,DrkSuce,RoosvltRod 11
 25Jan86—Veered out, bumped start
 8Jan86-3SA 1 1/4:47 1:11 1:43 2ft 7 115 107 1/2 107 1/2 55 1/2 34 1/2 Black C A 9 c16000 79-16 Wild Pleasure, Bemidji, Tio Nino 10
 29Dec85-1SA 1 1/4:47 1:12 1:44 3ft 6 116 85 82 1/2 53 1/2 1no Olivares F 5 c12500 78-12 Tio Nino,VictoryLea,PolicePursuit 11
 29Dec85—Steadied on turn
 5Dec85-9Hol 1 1/4:45 1:09 1:35 1ft 9 116 69 1/2 61 1/2 59 1/2 35 1/2 Olivares F 2 12500 81-11 GallantSpecial,ByTheRiver,TioNino 7
 5Dec85—Pinched at start
 23Nov85-4Hol 1 1/4:48 1:12 1:51 1ft 7 116 21 1nd 31 55 1/2 Olivares F 8 12500 76-13 JollyJosh,OnO'ClockJmp,ByThRvr 10
 23Nov85—Wide 7/8 turn
 14Nov85-9Hol 1 1/4:47 1:12 1:50 4gd 5 116 47 1/2 43 1/2 34 1/2 34 1/2 Olivares F 3 12500 78-22 Pertex, Tell Again, Tio Nino 8
 19Oct85-2SA 1 1/4:46 1:11 1:42 4ft 17 116 88 1/2 79 71 1/2 71 1/2 Olivares F 5 20000 71-13 Jett Sett,Joe,ForgotTheRing,OhDad 8
 5Oct85-9SA 1 1/4:46 1:10 1:43 2ft 25 115 81 1/2 81 1/2 — — Meza R Q 2 32000 — — Idol, Juntura, Mark In The Sky 8
 5Oct85—Eased; Broke slowly, bobbled start
 15Sep85-9Dmr 1 1/4:46 1:11 1:43 3ft 4 116 81 1/2 87 1/2 81 1/2 67 Castaneda M 3 32000 75-13 Sir Star, Top Pole, Hardtohandle 8
 15Sep85—Wide into stretch
 17Aug85-9Dmr 1 1/4:47 1:11 1:42 4ft 22 115 65 63 1/2 55 1/2 42 1/2 Castaneda M 8 32000 83-17 MrkInThSky,AlizBritin,OnEydRomo 9
 17Aug85—Wide
 Feb 3 SA 5 ft 1:03 h Jan 22 SA 5 ft 1:01 h Jan 17 SA 5 ft 1:03 h Jan 5 SA 5 ft 1:04 h

Gallant Archer

MCCARRON C J

115

Own.—Puzzos & Summa Stable

B. c. 4, by Nijinsky II—Belle of Dodge Me, by Creme de la Creme

Br.—Seltzer E (Ky)

Tr.—Scott George W

Lifetime 3 1 0 1 \$5,628

1985 2 0 0 1 \$4,107

1984 1 1 0 0 \$1,521

Turf 3 1 0 1 \$5,628

26Jan86-4AScot(Eng) 1 1/4 2:28 3gd 6 118 51 1/2 51 1/2 51 1/2 51 1/2 SbrWR KngEdwrdVII(Gr2) Lanfranco,MangoExpress,Infantry 10
 20Jan86—Dead-heat
 27Apr86-2Sandown(Eng) 1 1/4 2:10 gd 3 119 35 SbrWR GrdianCITri(Gr3) Damister, Petoski, Gallant Archer 4
 26Oct84-7DOncaster(Eng) 7f 1:33 gd 4 123 1nk SbrWR Wheatly Prk Gallant Archer, Patriach, Sailoom 12
 Feb 3 SLR 1 R 1:40 h Jan 25 SLR 1 R 1:40 h Jan 28 SLR 1 R 1:42 h Jan 13 SLR 1 R 1:31 h

*Eterno

ST MARTINE

1125

Own.—Live Oak Stable

Gr. h. 7, by Silver—Vanilla, by Adm

Br.—Haras Rio das Pedras (Brz)

Tr.—Murphy Marcos J

Lifetime 31 6 4 5 \$40,068

1986 2 0 0 0 \$650

1985 13 1 0 2 \$19,425

Turf 8 5 2 1 \$24,866

26Jan86-9SA 1 1/4:47 1:11 1:43 1ft 9 117 69 1/2 54 54 1/2 54 1/2 Solis A 4 Aw26000 78-12 Hydrostatic, Witan, Bold Concorde 9
 26Jan86—Fanned wide into stretch
 5Jan86-9SA 1 1/4:46 1:11 1:43 1ft 40 116 55 55 1/2 10 12 10 13 DelahoussayeE 8 c32000 68-14 SpruceHrbor,Esportno,Impulsivly 11
 23Oct85-9Hol 1 1/4:47 1:12 1:50 3ft 13 116 33 1/2 22 22 55 1/2 Olivares F 8 32000 78-17 ForeignLegion,MstrMjo,NoodlRoni 9
 14Oct85-5Hol 6f 23 46 1/2 1:10 2ft 50 117 86 1/2 89 74 1/2 54 1/2 DelahoussayeE 2 40000 86-14 Skookumchuck,Midford,WoodsLike 8
 17Jly85-7Hol 1 1/4:46 1:11 1:35 3fm 32 116 109 1/2 109 1/2 97 1/2 79 Olivares F 5 50000 75-14 Fabuleux Prince, Dunant, Sahix 10
 22Jun85-6GG 1 1/4:47 1:11 1:43 4fm 1 114 77 75 1/2 72 1/2 54 1/2 Lamance C 5 Aw14000 79-17 Melo King, Parlapiano, Typical Pro 8
 22Jun85—Steadied break
 8Jun85-9Hol 1 1/4:49 1:13 1:49 2fm 19 116 32 41 1/2 22 1/2 53 Olivares F 8 Aw32000 80-12 Nomo, Adolfo, Maestro Mio 7
 2Jun85-10GG 1 1/4:49 1:13 1:49 2fm 5 116 34 1/2 23 11 1/2 12 Lamance C 3 40000 73-18 Eterno,DiplomtRuk,FrsomFoursom 8
 25May85-9Hol 1 1/4:47 1:11 1:36 2fm 8 116 11 1/2 13 42 54 1/2 McHrgueDG 3 Aw28000 76-12 RoyalCouncilor,SuperNoble,Lothar 6
 1May85-7Hol 1 1/4:46 1:11 1:34 4fm 18 115 101 5 10 1/2 76 1/2 86 Dominguez RE 3 57500 83-13 Kilauea, Doany K., Nonant 10
 1May85—Broke slowly
 Feb 6 SA 4 ft 1:47 h Feb 1 SA 7 ft 1:27 h Jan 21 SA 6 ft 1:10 h Jan 16 SA 5 ft 1:52 h

*Hello Bill

TORO F

115

Own.—Newton Stud Farm, Inc.

Gr. c. 4, by Bettypha—Bold Lady, by Bold Lad

Br.—Ades R (Eng)

Tr.—Frankel Robert

Lifetime 13 1 4 1 \$32,674

1986 1 0 1 0 \$5,200

1985 9 0 2 0 \$3,481

Turf 13 1 4 1 \$32,674

20Jan86-5SA 1 1/4:47 1:11 1:49 4fm 14 115 121 1/2 109 1/2 55 24 Black C A 1 Aw26000 74-18 Blue Razor, Hello Bill, Witan 12
 20Jan86—Veered in, steadied start
 14Oct85-9Hol 1 1/4:47 1:11 1:42 fm 11 108 129 1/2 74 1/2 67 67 1/2 Black C A 2 Aw24000 — — Hermes, Nasib, Blue Razor 12
 23Nov85-9Hol 1 1/4:48 1:12 1:42 3fm 17 108 99 1/2 97 1/2 65 1/2 65 1/2 Black C A 10 Aw22000 — — Captain Vigors, Hermes, Tell Matt 10
 23Nov85—Broke slowly
 14Jly85-4StCloud(Fra) a1 1:44 1ft 2 121 54 Head F Px Javelot FlyingComtss,RivDrummr,Mourski 5
 11Jun85-5Evry(Fra) a1 1/4 1:57 3gd 3 123 43 Samani H Px Longus Mount of Light, Oromo, Doyle 4
 7Jun85-6MLaffitte(Fra) a1 1/4 2:21 2gd 4 121 2nd Samani H Px Trillion Val d'Ete, HelloBill, Irresponsible 5
 23May85-5StCloud(Fra) a1 1/4 2:23 4f 4 126 42 1/2 SamaniH Px Rodosto Taj d'Or, Melon, Third Eye 9
 10May85-5MLaffitte(Fra) a1 1/4 2:22 gd 3-2 123 22 Head F Px Nimbus Keep Sun,HelloBill,ComeAsYouAre 6
 21Apr85-5Longchamp(Fra) a1 1/4 2:23 4gd 14 128 85 1/2 LequuxA Px Noailles(Gr2) Gios,PetrBonhomme,VgulyPlsat 12
 8Apr85-4Longchamp(Fra) a1 1:50 2sf 8 128 510 PgILL Px d'Entleau(Gr3) NoPassNoSale, River Mist, Doyle 8
 Feb 4 SA 5 ft 1:03 h Jan 29 SA 4 ft 1:07 h Jan 19 SA 3 ft 1:37 h Jan 13 SA 1 ft 1:41 h (d)

*Curtain Bluff

SHOEMAKER W

115

Own.—Matthews S G

Ch. c. 4, by Mill Reef—Hide the Key, by Key to the Mint

Br.—Mellon P (Eng)

Tr.—Matthews S G

Lifetime 13 1 3 2 \$4,451

1985 7 0 1 1 \$1,349

1984 6 1 2 1 \$3,102

Turf 13 1 3 2 \$4,451

14Dec85-9Hol 1 1/4:47 1:11 1:42 fm 19 115 2nd 3rd 12 12 12 15 1/2 Sibille R 12 Aw24000 — — Hermes, Nasib, Blue Razor 12
 10Jly85-5Brighton(Eng) 1 1/4 2:02 4fm 3 126 47 1/2 MatthisJ Frnk&Eln Gl CaptinFishm,GldeBy,BronzeHero 4
 23Jun85-1Newmarket(Eng) 1 1/4 2:08 gd 26 112 65 1/2 JhnsnE Ml On Sndy Sr H Gwendra, SevernBore, KillaryBay 14
 4Apr85-5Salisbury(Eng) 1 1:42 gd 8 120 75 1/2 Cook P Turf 11 IndianHal, Tutbury, CurtainBluff 11
 23May85-3Pontefract(Eng) 1 1:51 sf 6 129 34 1/2 MatthisJ Frnda Reg Ltd H IndianHal, Tutbury, CurtainBluff 13
 9May85-1Salisbury(Eng) 1 1:45 bd 14 128 21 1/2 MatthisJ Dorsett H StarFormation,CurtainBluff,IndianHl 11
 11Apr85-4Brighton(Eng) 1 1:47 1gd 8 127 8 EdderyP BrghLn Fstvl H CstleTwd,EmptyChst,StrFormation 10
 Feb 5 Hol 5 ft 1:03 h Jan 27 Hol 5 ft 1:03 h Jan 21 Hol 5 ft 1:02 h Jan 15 Hol 4 ft 1:02 h

Decieboy*SOLIS A****117**

Own.—Auerbach—Sultan—Sultan

11Jan85-SSA	1 1/4 @ 46:41:36 2:02 fm 38	1105	43 1/2	73 1/2	64	64 1/2	St Martin E	Aw33080	70-20	Solo Native, Tea Taster, Starsalot	10
11Jan85	Wide 3/8 turn, lugged in late										
14Dec85-9Hol	1 1/4 @ 47:21:11 4:42 fm 21	116	51 1/2	116	111	111 1/4	Hawley S	Aw24000	—	Hermes, Nasib, Blue Razor	12
14Dec85	Fanned wide 1st turn										
25Jun85	7 Ashburton (NZ)	a 7 1/4	2:31 3/4 sf	4 1/2	131	11	PnkurstJ	Byr Rnt H	Decieboy, Dresden Blue, Samasaan		15
11Jun85	6 Southland (NZ)	a 7 1/4	2:13 3/4 sf	—	117	11	PnkurstJ	Pres H	SpringHigh, Decieboy, Spectular Turn		12
3Jun85	5 Wingatui (NZ)	a 7 1/4	2:23 fm	—	118	11	PnkurstJ	Birthday H	SoaringHigh, Palace Guard, Decieboy		9
1Jun85	4 Wingatui (NZ)	a 1	1:36 3/4 fm	—	116	11	PnkurstJ	Nbl Bju H	Paddle, Soaring High, Upper Cut		18
20May85	7 Wingatui (NZ)	a 1	1:39 3/4 sf	—	117	11	PnkurstJ	Tally Ho H	Noble Princess, SpringHigh, Decieboy		10
8Apr85	7 Riverton (NZ)	a 1	1:40 3/4 sf	—	119	11	PnkurstJ	Piz Estr H	De Gull, Chook A Rook, Paddle		10
6Apr85	8 Riverton (NZ)	a 6 1/2	1:14 1/4 sf	—	119	11	RobnsA	Corp Sprnt H	Follow Trix, Noble Princess, Kaliki		12
19Feb85	6 Wingatui (NZ)	a 1 1/2	2:30 3/4 fm	—	112	11	McAraR	Dndn Gld Cp H	His Latest, Mines Better, Great Night		16
Feb 5 SA	4 1/2 @ 49 1/2 h										
Jan 28 SA	6 1/2 @ 1:12 1/4 h										
Jan 21 SA	6 1/2 @ 1:13 1/4 h										
Dec 29 SA	1 1/2 @ 1:41 1/4 h										

B. g. C. by Decies—Renoli, by Resurgent

Br.—Wallis C H (NZ)

Tr.—Bernstein David

1986 1 0 0 0

1985 13 2 2 2

\$5,296

Lifetime 38 6 5 6 \$10,384

Turf 38 6 5 6

\$10,384

Star Formation*VALENZUELA P A****115**

Own.—O'Neill R J

4Jan85-SSA	1 1/4 @ 47:1:37 12:02 3/4 fm 34	1115	21 1/2	11	2nd 23	Black C A5	Aw26000	71-23	Loverue, Star Formation, Witan	12
26Dec85-SSA	1 1/4 @ 46:21:10 3:1:49 3/4 fm 52	1085	21 1/2	21 1/2	42 1/2 43	Black C A11	Aw30000	77-10	Schiller, Faridpour, Starsalot	11
26Aug85	2 Epsom (Eng)	1 1/4	1:45 2/4 gd	5 1/2	127	11	CuthenS	Ranmore H	FstSrvic, PnnisToPounds, ThGmsUp	9
27Jly85	1 Ascot (Eng)	1	1:43 3/4 fm	5 1/2	129	11	WinterJ	Hope Diamnd	Field Hand, Soldat Bleu, Sner Cliff	24
27Jly85	Lady riders									
13Jly85	1 Salisbury (Eng)	1	1:40 1/4 gd	9	133	11	Matthias J	Fair Trial H	Pictograph, Daring, StarFormation	9
22Jan85	1 Redcar (Eng)	1	1:36 1/4 fm	6 1/2	144	11	Winter J	Belle H	StarFormation, Warplane, Zaytoon	17
22Jan85	Lady riders									
4Jun85	4 Salisbury (Eng)	1	1:42 gd	10	133	11	SnbrnWR	Tyron H	IndianHal, HabsLad, StarFormation	11
24May85	3 Pontefract (Eng)	1	1:51 sf	8	132	11	BochrR	Frndn Reg Ltd H	IndianHal, Tutbury, CurtainBluff	13
9May85	1 Salisbury (Eng)	1	1:45 hd	4	130	11	LequeuxA	Dorsett H	StarFormation, CurtinBluff, IndianHl	11
24Apr85	6 Epsom (Eng)	a 7 1/2	1:24 1/4 gd	5	127	11	Mercer J	Prncs' Stnd H	Gilderdale, StarFormation, IndianHl	17
Feb 4 SA	6 1/2 @ 1:01 1/2 h									
Jan 27 SA	6 1/2 @ 1:37 h									
Jan 19 SA	6 1/2 @ 1:37 h									
Jan 14 SA	6 1/2 @ 1:36 1/2 h									

B. g. 4, by Formidable—Iceni Star, by Firebreak

Br.—Colson Mrs C H (Eng)

Tr.—Vienna Darrell

1986 1 0 1 0

1985 10 2 1 3

\$9,922

Lifetime 14 3 2 4 \$18,053

Turf 14 3 2 4

\$18,053

Son Of Raja**DELAHOUSSEY E****117**

Own.—Abrams S A

2Feb85-2SA	1 1/4 @ 48:1:13 2:1:45 1/4 fm 23	116	44 1/2	54 1/2	33	45	DelahoussyeE2	c32000	70-20	HurricaneHec, MrkInTheSky, WrdC	11
2Feb85	Wide into stretch										
11Jan85-SSA	1 1/4 @ 46:1:10 2:1:42 1/4 fm 8 1/2	116	55 1/2	43	1st 12 1/2	12 1/2	DelahoussyeE4	25000	89-11	Son Of Raja, Rajaba, MarkInTheSky	10
2Dec85-1Hol	1 1/4 @ 45:4:1:10 4:1:35 1/4 fm 11	116	56	64 1/2	54 1/2	45 1/2	DelahoussyeE5	25000	80-12	Esponaneo, Pulsate, MarkInTheSky	7
2Dec85	Stumbled start, steadied										
6Dec85-7Hol	6 1/2 @ 22:1:45 2:1:09 3/4 fm 37	117	65 1/2	68	68 1/2	68 1/2	Hawley S3	50000	88-17	Five North, Austines C. W. Midford	8
2Sep85	4 Hamilton (Scot)	1 1/4	2:01 3/4 sf	12	129	11	Nicholls D	Pettinain H	SpigotShft, BoySndford, Thtchngly		10
24Aug85	6 Newmarket (Eng)	1	1:40 1/4 gd	50	105	11	Proud A	Stnly House H	VirginIsle, Tantino, Macarthur's Hed		13
19Aug85	1 Leicester (Eng)	1 1/4	2:10 gd	20	127	11	NchllsD	Measham H	VgmMlody, Goodlord, LotusPrncss		17
9Aug85	2 Redcar (Eng)	7 1/2	1:23 3/4 gd	20	112	11	WebstrS	Pat Phoenix H	ElMansour, WikiWikiWheels, Zaide		15
6Aug85	5 Ayr (Scot)	1	1:47 1/4 gd	8	131	11	NchllsD	Monktn H	EmerldEgl, BoySndford, MusicMrkt		6
31Jly85	1 Doncaster (Eng)	7 1/2	1:27 1/4 gd	16	114	11	WoodM	Trn To Yrkshr H	Ship To Shore, Salala, Zaide		12
Jan 25 SA	5 1/2 @ 59 1/2 h										
Jan 7 SA	5 1/2 @ 59 1/2 h										
Dec 31 Hol	5 1/2 @ 1:02 1/4 h										
Dec 15 Hol	7 1/2 @ 1:27 1/4 h										

Ch. h. 6, by Raja Raba—Couronne de Fer, by Iron Ruler

Br.—Whitney T P (Ky)

Tr.—Palma Hector O

1986 2 1 0 0

1985 17 1 0 1

\$12,025

Lifetime 52 2 7 6 \$24,242

Turf 48 1 7 6

\$10,867

Brianchon*ORTEGA L E****115**

Own.—Gredley W J

11Jan85-SSA	1 1/4 @ 47:11:11 2:1:49 1/4 fm 34	116	11 1/2	22 1/2	47 1/2	91 1/2	Ortega L E11	Aw26000	78-18	Blue Razor, Hello Bill, Witan	12
4Jan85-SSA	1 1/4 @ 47:1:37 12:02 3/4 fm 16	116	98 1/2	76 1/2	87 1/2	91 1/2	ShoemakerW4	Aw26000	60-23	Loverue, Star Formation, Witan	12
4Jan85	Shuffled back start, steadied 2nd turn										
14Dec85-7Hol	7 1/2 @ 22:4:46 1:22 1/4 fm 66	1095	41 1/2	45	48 1/2	49	Black C A2	Aw22000	83-12	Amnotherbrother, HighHook, Chevo	8
24Dec85	Steadied into turn										
5Jly85	4 Beverley (Eng)	1 1/4	2:34 fm	12	126	11	Ives T	Pricelow (Mdn)	Brianchon, Variety Act, Noufiyla		10
4Jun85	5 Sandown (Eng)	1 1/4	2:10 3/4 gd	33	126	11	RousB	MoreLane (Mdn)	Shardari, InuitDancer, RegiDiplomt		16
7May85	7 Leicester (Eng)	1 1/4	2:15 gd	25	126	11	MurrayA	Grobby (Mdn)	Eagling, Dr Forli, Karamanad		15
14Apr85	5 Lingfield (Eng)	1 1/4	2:10 3/4 gd	14	123	11	CrsonW	Mid-DaySun	Bronze Hero, Eagling, BoomPatrol		10
Feb 3 SA	4 1/2 @ 51 1/2 h										
Jan 28 SA	4 1/2 @ 47 h										
Jan 2 SA	4 1/2 @ 47 1/2 h										
Dec 17 Hol	4 1/2 @ 50 1/2 h										

B. c. 4, by Mill Reef—My Habibi, by Habitat

Br.—Khan R N (Eng)

Tr.—Palma Hector O

1986 2 0 0 0

1985 5 1 0 0

\$1,950

Lifetime 7 1 0 0 \$5,206

Turf 6 1 0 0

\$3,556

I've omitted the past performance charts on Pas Plus,

State Banquet, and Double Chivas. All were in dismal form.

5th Race 1 1/4 mile on Turf. NW 1 Allowance

This is a pass race for me in terms of win betting possibilities. For the Pic-6, it offered a chance to keep the ticket alive by using more traditional handicapping. The key horse here is Gallant Archer, who had been 6-1 in a Group 2 stakes at Ascot. Also in that Ascot field was the top turf horse, Infantry, who would be odds-on in this field. The question is Gallant Archer's condition. To insure the bet, we explored other possibilities. Of the other horses, only Star Formation combined any semblance of form with a winning turf record. Hello Bill's 1 for 13 turf record was enough for us to discard him in favor of Tio Nino, who seemed on the improve despite his 0 for 6 record on the turf. A race of this type is best handicapped, if you choose to play it at all, using other sources. I recommend Jim Quinn's International Stakes Catalog. It's a \$20 investment that will quickly pay for itself at any track that sees foreign shippers.

The best horse won this race.

FIFTH RACE **Santa Anita** **FEBRUARY 8, 1986**

1 1/4 MILES (Turf). (1.57%) ALLOWANCE. Purse \$28,000. 4-year-olds and upward. Non-winners of \$3,000 other than maiden, claiming or starter. Weights, 4-year-olds, 119 lbs.; older, 121 lbs. Non-winners of a race other than claiming at one mile or over since December 25 allowed 2 lbs.; of such a race since November 11, 4 lbs. (Non-starters for a claiming price of \$20,000 or less since October 1 preferred.)

Value of race \$28,000; value to winner \$15,400; second \$5,600; third \$4,200; fourth \$2,100; fifth \$700. Mutuel pool \$371,836. Exacta Pool \$638,620.

Last Raced	Horse	Eq	L	Wt	PP	1/4	1/2	3/4	1	Str	Fin	Jockey	Odds \$1
20Jun85 4Eng5	Gallant Archer	4	115	2	81	7nd	7 1/2	3 1/2	1 1/2	14	14	McCarron C J	2.60
11Jan86 5SA6	Decieboy	6	117	9	62	6 1/2	5 1/2	4 1/2	3 1/2	21	21	Solis A	8.50
20Jan86 5SA2	Hello Bill	4	115	4	10	92	10	5 1/2	4 1/2	3 1/2	3 1/2	Toro F	2.70
16Jan86 7SA6	Pas Plus	5	112	8	3 1/2	3 1/2	2 1/2	2 1/2	2 1/2	4 1/2	4 1/2	Black C A5	22.10
26Jan86 9SA5	Eterno	7	112	3	5 1/2	5 1/2	6nd	6 1/2	5nd	53	53	St Martin E5	10.70
4Jan86 5SA2	Star Formation	4	115	6	22 1/2	11	11	1nd	64	62	62	Valenzuela P A	3.20
14Dec85 9Hol12	Curtain Bluff	4	115	5	7 1/2	8 1/2	9nd	93	96	7 1/2	7 1/2	Shoemaker W	24.40
20Jan86 5SA6	Axopet	5	112	10	4 1/2	4 1/2	4 1/2	8 1/2	8 1/2	8no	8no	Alvarez A5	84.40
25Jan86 9SA4	Tio Nino	b	5	117	1	92	10	8 1/2	7 1/2	7 1/2	9 1/2	Olivares F	12.00
20Jan86 5SA4	Brianchon	b	4	115	7	1nd	23	3 1/2	10	10	10	Ortega L E	21.50

OFF AT 2:53. Start good. Won easily. Time, :22 1/2%, :46%, 1:12%, 1:38%, 2:03% Course firm.

\$2 Mutuel Prices:

2-GALLANT ARCHER	7.20	5.00	4.00
9-DECIEBOY		8.50	4.80
4-HELLO BILL			3.20

\$5 EXACTA 2-9 PAID \$203.50.

B. c. by Nijinsky II—Belle of Dodge Me, by Creme de la Creme. Trainer Scott George W. Bred by Seltzer E (Ky).
GALLANT ARCHER, allowed to settle into stride early, rallied readily to reach prominence on the far turn, took over while three wide nearing the stretch, responded when roused in midstretch and won going away with authority. DECIEBOY, reserved early, moved up to threaten on the far turn and into the stretch, was no match for the winner in the drive but finished willingly for the place. HELLO BILL broke slowly, was devoid of early speed, made a run to reach contention on the far turn, came into the stretch four wide and flattened out in the final furlong. PAS PLUS was forwardly placed early, advanced to bid for command on the far turn but was unable to sustain his move. STAR FORMATION bumped with BRIANCHON in the initial strides, recovered quickly to set or force the pace to the stretch, then gave way. CURTAIN BLUFF was shuffled back in the first few strides, then was rank early. AXOPET raced wide early, made a mild move on the backstretch, then faltered. TIO NINO trailed early, rallied wide to mildly threaten on the far turn, continued four wide into the stretch and also faltered. BRIANCHON bumped with STAR FORMATION in the opening strides, was a pace factor for six furlongs, then gave way badly.
Owners— 1, Paulson & Summa Stable; 2, Auerbach-Sultan-Sultan; 3, Newton Stud Farm, Inc.; 4, Kyeas O W; 5, Live Oak Stable; 6, O'Neill R J; 7, Caracciolo-Eigner-Sanders; 8, Leff M D; 9, Gann E A; 10, Gredley W J.
Trainers— 1, Scott George W; 2, Bernstein David; 3, Frankel Robert; 4, Velasquez Danny; 5, Murphy Marcus J; 6, Vienna Darrell; 7, Matthews S G; 8, Leff Mark D; 9, Velasquez Danny; 10, Palma Hector O.
Scratched—Son Of Raja (2Feb86 7SA4); Mike's Cat (16Jan86 7SA4); State Banquet (26Jan86 3BM5); Double Chivas (18Jan86 7SA10).

6th Santa Anita



1 MILE. (1.33%) MAIDEN. Purse \$22,000. Fillies. 3-year-olds. Weight, 117 lbs. (Non-starters for a claiming price of \$32,000 or less preferred.)

Coupled—Wedding Dancer and Dramatic Elegance.

Cost Overrun

SOLIS A 117
 B. f. 3, by Golden Eagle II—Orbit Time, by Olden Times
 Br.—Sobel & Winsome Stables (Ky) 1986 1 M 1 0 \$3,000
 Tr.—Fulton John W 1985 0 M 0 0
 Own.—Sobel—Wernik—Winsome St Lifetime 1 0 1 0 \$3,000
 16Jan86-4SA 6f :214 :45 1:104ft 162 118 12151112 69½ 25 HernandezR⁸ @M50000 79-15 CoffRoll, CostOverrun, CumulusClod 12
 16Jan86—Off very slowly
 Feb 3 SA 6f :1:02½h Jan 28 SA 6f :1:14½h Jan 6 SA 6f :1:16½h Jan 1 SA 6f :1:17h

Lady Exceller

DELAHOUSSEY E 117
 B. f. 3, by Exceller—Fiddling Jimmer, by Jimmer
 Br.—Gentry T (Ky) 1986 1 M 0 0 \$1,425
 Tr.—Fulton John W 1985 5 M 0 4 \$10,350
 Own.—Friendly E Lifetime 6 0 0 4 \$12,375
 4Jan86-3SA 6f :214 :444 1:101ft 13 117 53 57 57½ 49½ Sibille R⁶ @Mdn 77-13 LadyHelcha, Miraculous, Mrinn's Girl 9
 10Nov85-4SA 1 :463 1:121 1:373ft 6½ 117 84½ 96½ 920 922½ Valenzuela PA⁴ @Mdn 57-14 ShotgunWdding, MiRos, AntiquTol 10
 10Nov85—Bumped start
 14Oct85-6SA 6f :214 :452 1:181ft 3½ 117 89½ 89 58 33½ DelahoussyeE⁴ @Mdn 75-17 NorthernDre, AhreeCovir, LdyExcllr 12
 20Oct85-4SA 1 :464 1:112 1:374ft 5½ 118 54½ 34½ 26 39 Pincay L Jr⁶ @Mdn 70-17 Laz's Joy, Mapleton, LadyExceller 10
 20Oct85—Broke in a tangle
 25Sep85-6Dmr 1 :464 1:124 1:39 ft 2½ 117 43 32½ 33½ 32½ Pincay L Jr¹ @Mdn 70-15 Savnnh's Secret, O.K. Jet, LdyExceller 8
 25Sep85—Lugged out 7/8 turn
 11Aug85-6Dmr 6f :222 :46 1:111ft 27 117 613 610 47 34½ Lozoya D A² @Mdn 77-11 Millr's Sttionry, ArtcMoon, LdyExcllr 7
 Feb 3 SA 5f :1:03½h Jan 26 SA 4f :49½h Jan 19 SA 5f :1:01½h Jan 13 SA 3f :36½h

Leading Lass

BLACK C A 1125
 Ch. f. 3, by Mr Leader—Cute n' Pretty, by Lucky Debonair
 Br.—West S III (Ky) 1985 1 M 0 0
 Tr.—Mandella Richard
 Own.—West S III Lifetime 1 0 0 0
 29Dec85-4SA 6f :212 :441 1:093ft 28 1125 12201114 813 811½ Black C A⁴ @Mdn 70-12 SidomSnS, LovrsNty, SptmbrShwrs 12
 Feb 6 SA 4f :48½h Feb 2 SA 7f :1:31½h Jan 26 SA 1f :1:42½h Jan 21 SA 7f :1:20½h

Toss Your Curls

MCCARRON C J 117
 Re. f. 3, by Spectacular Bid—Princesse Aglae, by Crowned Prince
 Br.—Bacasita Farms (Ky) 1986 1 M 0 0
 Tr.—Lukas D Wayne 1985 2 M 0 0 \$525
 Own.—Klein Mr—Mrs E V Lifetime 3 0 0 0
 4Jan86-3SA 6f :214 :444 1:101ft 3½ 117 42 35½ 47 61½ Pincay L Jr⁶ @Mdn 75-13 LadyHelcha, Miraculous, Mrinn's Girl 9
 4Jan86—Veered in, bumped start
 26Jun85-7Hol 5f :223 :46 1:044ft 35 115 62½ 80½ 9131017½ Meza R Q⁸ @Jne Drig — WeeLvlier, tAnEmprss, Sh'sThMint 10
 7Jun85-4Hol 5f :223 :453 :58 ft 8-5 118 33 33½ 36 54½ Pincay L Jr⁶ @Mdn — AnEmprss, CstomThoghts, ArtcMon 7
 Feb 4 SA 5f :1:04½h Jan 27 SA 4f :49½h Jan 18 SA 6f :1:13½h Jan 11 SA 6f :1:14½h

Sarah's Hope

ST MARTIN E 1125
 Re. f. 3, by Riva Ridge—Grey Ballet, by Nijinsky II
 Br.—Rumymede Farm Inc (Ky) 1986 1 M 0 0 \$475
 Tr.—Mulhall Richard W 1985 7 M 0 0 \$575
 Own.—Falcon Farm Inc Lifetime 8 0 0 0 \$1,850
 25Jan86-3SA 6f :214 :443 1:16 ft 72 1125 95½ 87½ 59½ 512½ St Martin E⁵ @Mdn 70-11 WinterTresur, LovrsNty, Miraculous 12
 14Dec85-6Hol 6f :214 :452 1:11 ft 88 118 107 1116 814 713½ Ward W A⁶ @Mdn 76-14 Eagle'sMusic, TakeTip, DnshDncr 12
 14Dec85—Lugged out 3/8
 26Oct85-6SA 1 :47 1:122 1:452ft 48 117 2nd 41½ 817 824½ Kaenel J L⁸ @Mdn 50-21 Stretly, FlyingHill, ShotgunWdding 11
 20Oct85-4SA 1 :464 1:112 1:374ft 19 117 43½ 510 719 824 DelahoussyeE⁸ @Mdn 55-17 Laz's Joy, Mapleton, LadyExceller 10
 25Sep85-6Dmr 1 :464 1:124 1:39 ft 18 116 815 79½ 78 76½ DelahoussyeE² @Mdn 66-15 Savnnh's Secret, O.K. Jet, LdyExceller 8
 25Sep85—Reared at start, off very slowly
 17Aug85-4Dmr 1 :47 1:131 1:393ft 26 116 11 1hd 23½ 68 DelahoussyeE⁶ @Mdn 61-17 Trim Colony, Symbolically, O.K. Jet 10
 29Jun85-1Hol 5f :221 :45 :571ft 15 118 46 512 614 511½ Meza R Q⁵ @Mdn — Al'sHelen, PreciseVision, QueenSvoy 8
 7Jun85-4Hol 5f :223 :453 :58 ft 90 118 68 58 611 69½ Meza R Q⁴ @Mdn — AnEmprss, CstomThoghts, ArtcMon 7
 Feb 2 SA 4f :52½h Jan 28 SA 4f :48½h Jan 13 SA 6f :1:14h Jan 7 SA 5f :58½h

Wedding Dancer

SIBILLE R 117
 Ch. f. 3, by Green Dancer—Fiancee, by Round Table
 Br.—Shaw J B (Ky) 1986 1 M 0 1 \$3,000
 Tr.—McAnally Ronald 1985 2 M 0 1 \$2,400
 Own.—Golden Eagle Farm Lifetime 3 0 0 2 \$5,400
 19Jan86-1SA 1 :452 1:101 1:441ft 9½ 117 610 66½ 36½ 35 Sibille R⁸ @Mdn 75-12 Beggr'sWillet, BrTime, WeddingDncr 8
 24Dec85-6Hol 6f :22 :453 1:10 ft 7½ 118 97½ 711 710 611½ Sibille R² @Mdn 83-12 TiffanyLass, Barbarin, Beggr'sWillet 11
 30Nov85-5Hol 6f :221 :452 1:102m 19 118 80½ 510 410 39½ Sibille R⁷ @Mdn 82-09 Alquizar, Elegantly, WeddingDancer 8
 Feb 3 SA 4f :52½h Jan 27 SA 4f :48½h Jan 8 SA 4f :48½h Dec 15 Hol 6f :1:14½h

Run Royally**HERNANDEZ R****117**

Own.—Bouilloum-Wyler-Wyler

19Jan86-ISA 1 1/2 :45 1:10 1:44 1/2 ft

29Dec85-4SA 6f :21 1/2 :44 1:09 3/4 ft

29Dec85—Broke slowly

Feb 5 SA 4f gd :48 1/2 h

Jan 26 SA 4f R :47 1/2 h

Jan 15 SA 7f R 1:27 1/2 h

Jan 10 SA 5f R 1:00 1/2 h

B. f. 3, by Native Royalty—Runette, by Run Fool Run

Br.—Marriott W D (Ky)

Tr.—Jones Gary

Lifetime 2 0 0 0 \$1,500

Hernandez R6

Baze G1

1986 1 M 0 0

1985 1 M 0 0

\$1,500

©Mdn 69-12 Beggr's Willet, BrTime, Wedding Dncr 8

©Mdn 76-12 SldomSnS, LovrsNlv, SptmbrShwrs 12

Havana Moon**HAWLEY S****117**

Own.—Oak Crest Farm

19Jan86-3SA 1 1/2 :46 1:11 1:38 ft

28Dec85-4SA 1 1/2 :47 1:12 1:37 1/2 ft

28Dec85—Wide on turns

16Nov85-6Hol 6f :22 1/2 :45 1:10 3/4 ft

Feb 5 SA 4f gd :49 h

Jan 26 SA 5f R 1:00 1/2 h

Jan 18 SA 5f R 1:01 1/2 h

Jan 6 SA 4f R :49 h

Dk. h. or br. f. 3, by Cox's Ridge—Summer Gift, by Tom Rolfe

Br.—Oak Crest Farm (Wash)

Tr.—Rettele Loren

Lifetime 3 0 0 1 \$3,000

Hawley S2

Hawley S6

1986 1 M 0 1

1985 2 M 0 0

\$3,000

©Mdn 73-20 SuperKitten, BaraTime, HavanMoon 8

©Mdn 64-14 FshionBook, Beulhind, LeftHerMrk 10

©Mdn 73-14 ChickOrTwo, Alquizer, SeldomSnSu 11

Beulahland**STEVENS G L****117**

Own.—Dollase-Lucian-McNamee

19Jan86-ISA 1 1/2 :45 1:10 1:44 1/2 ft

19Jan86—Wide into stretch

28Dec85-4SA 1 1/2 :47 1:12 1:37 1/2 ft

28Dec85-6Hol 1 1/2 :45 1:10 1:36 1/2 ft

7Dec85—Bumped repeatedly backstretch; drifted wide into stretch

13Nov85-6Hol 6f :22 1/2 :46 1:13 3/4 gd

27Oct85-2SA 6f :22 :45 1:11 3/4 ft

27Oct85—Bobbled start

5Oct85-6SA 6f :21 1/2 :44 1:10 1/2 ft

22Aug85-4Dmr 6f :22 1/2 :46 1:12 1/2 ft

26Jly85-6Dmr 6f :22 1/2 :46 1:12 1/2 ft

13Jly85-3Hol 6f :22 1/2 :46 1:11 3/4 ft

30May85-4Hol 5f :22 1/2 :45 1:08 ft

Feb 4 SA 5f d 1:02 1/2 h

Jan 26 SA 5f R 1:00 1/2 h

Jan 12 SA 5f R 1:00 1/2 h

Dec 21 Hol 6f R 1:13 1/2 h

B. f. 3, by Drum Fire—Phil's Chapeau, by Philately

Br.—Culpepper Tb & MrthwstFms (Wash)

Tr.—Dollase Wallace

Lifetime 10 0 2 5 \$20,850

McCarron C J7

Alvarez A5

Alvarez A3

Kaenel J L2

Kaenel J L5

Kaenel J L4

Meza R Q8

Meza R Q8

Meza R Q8

Meza R Q2

Olivares F4

1986 1 M 0 0

1985 9 M 2 5

\$20,850

©Mdn 66-12 Beggr's Willet, BrTime, Wedding Dncr 8

©Mdn 78-14 FshionBook, Beulhind, LeftHerMrk 10

©Mdn 76-12 FlyingHill, SuperKitten, Beulahland 11

©M50000 65-26 Witchery, LovlyCndy, DncHillHussy 11

©Mdn 77-21 Air Date, River Char, Beulahland 8

©Mdn 79-14 VitilMoment, VirginiColony, Bulhind 12

©M50000 73-17 TollyHonest, Beulhind, OurSwitShm 9

©M50000 76-13 TomboyBlus, Milr'sSttonry, Blhind 12

©Mdn 83-06 Python, PreciseVision, LifeAtThTop 1

©Mdn — Weelvlir, CustomThoughts, Bulhind 1

Miraculous**BAZE G****117**

Own.—Bradley Mrs Mary

25Jan86-3SA 6f :21 1/2 :44 1:16 ft

4Jan86-3SA 6f :21 1/2 :44 1:10 1/2 ft

4Jan86—Wide turn-stretch

24Dec85-6Hol 6f :22 :45 1:10 ft

24Dec85—Broke slowly

Feb 4 SA 5f d 1:04 1/2 h

©Jan 21 SA 5f R :57 1/2 h

Jan 11 Hol 3f R :39 1/2 h

©Dec 31 Hol 3f R :34 1/2 h

Dk. h. or br. f. 3, by Hawaiian Sound—Crimson Robe, by Crimson Satan

Br.—Bradley Mrs Mary (Ky)

Tr.—Whittingham Charles

Lifetime 3 0 1 1 \$6,650

Baze G8

Baze G7

Baze G11

1986 2 M 1 1

1985 1 M 0 0

\$6,650

©Mdn 82-11 WinterTresur, LovrsNlv, Miraculous 8

©Mdn 86-13 LadyHelcha, Miraculous, Mrinn'sGirl 1

©Mdn 80-12 TiffanyLass, Barbarin, Beggr's Willet 11

6th Race 1 mile Maiden Fillies

Again, a no-bet race for me. Bob Purdy and I both felt that if we could get past this race successfully, we'd have a shot at the whole pot.

The key horse in this race was Charley Whittingham's Miraculous. The trainer's strength is in routes, and today Miraculous stretches out for the first time.

Non-contenders:

- #1 COST OVERRUN - held at 162-1 odds in a maiden claiming race in her only start. I realize she had trouble in the race, but the figures are dismal.
- #2 LADY EXCELLER - a fair race in her last, following a layoff. She may improve here, but only by using a September pace line against two year olds could we find a line that would give her a shot. Why speculate to that extent?
- #3 LEADING LASS - showed nothing at 13-1 in her first start.
- #5 RUN ROYALLY - she's shown nothing in her two races.
- #7 SARAH'S HOPE - this one had better join the claiming ranks soon.
- #11 #12 #13 The also-eligibles have shown nothing.

The Contenders:

- #4 TOSS YOUR CURLS
- #6 HAVANA MOON
- #8 WEDDING DANCER
- #9 BEAULAHLAND
- #10 MIRACULOUS

Of these five, only TOSS YOUR CURLS has no useable pace line. We used her in our Pic-6 because of previous betting support and the trainer's reputation. I would not, however, recommend betting this type of horse to win on a regular basis. Our intent was to cover all bases and continue the ticket.

Pace Lines:

- #6 HAVANA MOON - her last race.
- #8 WEDDING DANCER - her last race.
- #9 BEAULAHLAND - I used her second race back for several reasons. The comment "wide" is not usually enough to send me searching for other pace lines. In this case, I think it was justified because of her overall consistency. Also note the suicidal pace in her last race. A major negative is her 10 attempts to break her maiden.
- #10 MIRACULOUS - I also used her second race back. Her last race (after that 57.2 workout) was completely dominated by the first two fillies. Winter Treasure and Lover's Native Miraculous had no chance in that race and will probably be more comfortable here.

RACE NUMBER 6

DISTANCE = 8.0 FURLONGS

NAME	F 1	F 2	F 3	A P	E P	S P	T S	% E
P of R	56.55	52.70	49.90					
HAVANA	56.53	52.74	48.10	53.43	55.21	51.65	52.97	53.44%
P of R	57.65	52.73	48.03					
WEDDING	55.45	54.06	48.53	53.35	54.96	51.74	52.96	53.11%
P of R	55.97	52.18	51.77					
BEAULA.	55.65	51.59	52.16	53.71	54.23	53.20	53.37	50.97%
P of R	57.55	54.39	48.97					
MIRACUL	56.17	53.30	50.74	53.71	54.70	52.72	52.87	51.88%

RANKINGS

	A P	E P	S P	T S
	===	===	===	===
MIRACULOUS	1	3	2	4
BEAULA.	1	4	1	1
HAVANA	3	1	4	2
WEDDING	4	2	3	2

Only two horses fit the Santa Anita route model; Beulahland and Miraculous. We nearly blew the ticket by excluding Beulahland because of her 0 for 10 record against maidens. Her profile was nearly an exact fit and certainly indicated a good shot here. Another negative was her sub-par Early Energy percentage. Well below the race target. This reminds us to follow Glenn Smocks's advice: "Just play the numbers, boys."

The bright side was that we were now three for three and about to enter the more predictable races.

SIXTH RACE Santa Anita

FEBRUARY 8, 1986

1 MILE. (1.33%) MAIDEN. Purse \$22,000. Fillies. 3-year-olds. Weight, 117 lbs. (Non-starters for a claiming price of \$32,000 or less preferred.)

Value of race \$22,000; value to winner \$12,100; second \$4,400; third \$3,300; fourth \$1,650; fifth \$550. Mutuel pool \$637,799.

Last Raced	Horse	Eq	A	Wt	PP	St	¼	½	¾	Str	Fin	Jockey	Odds \$1
25-Jan-86	3SA3	Miraculous	3	117	10	6	31	23	23	1nd	11½	Baze G	1.70
19-Jan-86	1SA7	Beulahland	3	117	9	5	21	13	1nd	25	23½	Stevens G L	5.70
19-Jan-86	1SA4	Run Royally	b	3	117	5	10	96	7nd	43	31	Hernandez R	38.80
29-Dec-85	4SA8	Leading Lass	3	112	3	7	7½	63	51½	4nd	41	Black C A5	17.50
9-Jan-86	3SA3	Havana Moon	b	3	117	6	3	5nd	52½	31	54	Hawley S	7.30
19-Jan-86	1SA3	Wedding Dancer	3	117	8	8	81½	83½	73	63½	65	Sibille R	5.60
16-Jan-86	4SA2	Cost Overrun	3	117	1	9	10	10	84	73	75½	Solis A	8.20
25-Jan-86	3SA5	Sarah's Hope	b	3	112	7	4	62½	4nd	6nd	87	St Martin E5	69.30
4-Jan-86	3SA4	Lady Exceller	3	117	2	2	4nd	94	10	9½	—	Delahoussaye E	12.20
4-Jan-86	3SA6	Toss Your Curls	b	3	117	4	1	11	31	91	10	McCarron C J	6.90

Lady Exceller, Eased; Toss Your Curls, Eased.


OFF AT 3:24. Start good. Won driving. Time, :22½, :46½, 1:11½, 1:24½, 1:38½ Track fast.

\$2 Mutuel Prices: 10-MIRACULOUS 5.40 4.20 3.40
9-BEAULAHLAND 5.80 4.40
5-RUN ROYALLY 9.20

Dk. b. or br. f, by Hawaiian Sound—Crimson Robe, by Crimson Satan. Trainer Whittingham Charles. Bred by Bradley Mrs Mary (Ky).

MIRACULOUS raced three wide into the clubhouse turn while near the pace, battled for the lead outside BEAULAHLAND throughout the final three furlongs and drew clear in the closing yards. BEAULAHLAND, always prominent, wrested command from TOSS YOUR CURLS before leaving the backstretch, vied for the lead with MIRACULOUS through the last three furlongs, could not stay with the latter in the final yards but was clearly best of the others. RUN ROYALLY veered out sharply in the first few strides and had to be taken up, raced wide down the backstretch and around the far turn while working her way forward, came into the stretch three wide and could not gain the needed ground on the top two. LEADING LASS lacked the necessary rally. HAVANA MOON made a mild move on the backstretch to threaten going to the far turn, then tired. WEDDING DANCER and COST OVERRUN were never dangerous. SARAH'S HOPE raced three wide into the clubhouse turn, tried to lug out into the clubhouse turn but was kept from doing so by right handed pressure, raced in contention to the far turn, then shortened stride to drop back steadily. LADY EXCELLER was done early and was eased in the final furlong when hopelessly outrun. TOSS YOUR CURLS led early, stopped after a half and was eased in the last furlong when hopelessly beaten.

7th Santa Anita



ABOUT 6 1/2 FURLONGS. (Turf). (1.11%) CLAIMING. Purse \$32,000. Fillies and mares. 4-year-olds and upward. Weights, 4-year-olds, 121 lbs.; older, 122 lbs. Non-winners of two races since November 11 allowed 3 lbs.; of a race since December 25, 5 lbs.; since November 11, 7 lbs. Claiming price \$80,000; for each \$5,000 to \$70,000 allowed 1 lb. (Races when entered for \$62,500 or less not considered.)

Windy Vee

KAENEL J L
Own.—Smith H E

115

Dk. b. or br. m. 5, by Windy Sands—Mrs Vee Vee, by Ridan	Br.—Smith & Cink (Cal)	1986 2 0 0 0	1984 9 1 2 3	\$27,200
Tr.—Bishop Judy	\$80,000	Turf 1 0 0 0		
Lifetime 11 1 2 3	\$27,200			
25Jan86-7SA a6f:214 :45 1:16 1/4m 14 116	2nd 2nd 41 77 3	Kaenel J L 3 @Aw24000	70-23 Misseean,Georgi'sRainbow,Sarason 11	
11Jan86-6SA 6f:221 :45 1:16 ft 14 117	5 1 2 1 23 6 1 1 3	Stevens GL 3 @Aw24000	79-11 CountOnLyn,MagezLs,PollyL Fmm 10	
3Nov84-4SA 6f:214 :45 1:10 3/4ft 6 119	2nd 1 1 1 2 3	VlenzulPA 6 @Aw26000	84-14 Designer Fit, Windy Vee, Danzadar 6	
10Oct84-2SA 6f:213 :45 1:11 3/4ft 6 118	5 4 3 5 1 1 1 1 1 1	ValenzuelPA 10 @Mdn	80-17 Windy Vee, Deaconess, Leanita 11	
10Oct84—Wide final 3/8				
7Jly84-2Hol 1 :46 1:12 1:39 2/4ft 2 116	1 1 2 1 1 3 3 1	Delahoussye E 3 @Mdn	66-18 SpecNtion,Affirmatively,WindyVe 10	
27Jun84-4Hol 1 1/4 :46 1:12 1:46 3/4ft 6 116	15 1 1 1 1 1 2 1	Delahoussye E 1 @Mdn	61-19 Cox'sLdy,WindyVee,MinstrlPrncss 7	
15Jun84-6Hol 1 1/4 :47 1:12 1:45 3/4ft 7 115	12 1 1 1 2 2 3 3	Drexler H 5 @Mdn	64-21 Theriot'sTreasure,Delikte,WindyVee 8	
26May84-6Hol 6f:22 :44 1:17 2/4ft 2 115	32 32 46 32 1	Drexler H 6 @Mdn	80-16 ClifformJubilee,TrendyPrss,WindyV 7	
19May84-4Hol 6f:22 :44 1:10 3/4ft 36 116	2 1 9 1 9 1 1 1 1 1 1	Pierce D 10 @Mdn	64-17 Rj'sDrmlLv,SpclNtn,MnstrlPrncss 12	
22Feb84-6SA 6f:22 :45 1:11 1/4ft 13 117	3 3 2 4 6 —	Pierce D 7 @S Mdn	— — AnothrCtOn,Commndrds,Brbr'sFrst 8	
22Feb84—Lost rider; Clipped heels, stumbled				
Jan 23 SA 3f:34 3h	Jan 1 SA 5f:59 h	Dec 26 SA 6f:1:13 3h	Dec 19 SA 5f:1:00 4h	

Zythum

OLIVARES F

-50

113

Dk. b. or br. m. 5, by Zanthé—Silverthrill, by Successor	Br.—Wacker & Whittingham (Cal)	1986 2 0 0 0	1985 4 0 0 1	\$600
Tr.—Whittingham Michael	\$70,000	Turf 3 0 0 0		\$4,150
Lifetime 14 1 3 3	\$33,750			\$1,150
25Jan86-7SA a6f:214 :45 1:16 1/4m 13 117	6 3 3 6 4 6 2 1 5 3 1	Pincyl Jr 10 @Aw24000	74-23 Misseean,Georgi'sRainbow,Sarason 11	
25Jan86—Lugged in late				
3Jan86-5SA a6f:213 :44 1:16 1/4m 12 113	5 1 1 5 3 8 5 1 8 4 1	Ward W A 5 @85000	73-23 Lichi,HowYaDooon,Georgi'sRainbow 12	
22Nov85-7Hol 1 1/4 :47 1:13 1:43 3/4m 11 116	2 1 12 1 1 1 5 3 1	Ward W A 9 @Aw22000	— — Kr-Dgh,Lock'sDrem,Veronic'sQust 10	
11Nov85-3SA 6f:221 :45 1:16 4/4d 4 1135	8 7 1 8 7 1 6 8 1 1 1	Black C A 5 @Aw25000	75-26 HrComsSom,GngrFish,Gorg'sRnbw 9	
31Oct85-7SA 6f:22 :45 1:16 3/4ft 21 1115	5 3 5 3 1 4 2 1 3 2 1	Black C A 2 @Aw25000	84-16 Miss O.B.E.,FireMissLeader,Zythum 7	
31Oct85—Broke slowly; brushed rail at 3/16; lugged in stretch				
11Oct85-5SA 6f:214 :44 1:16 1/4ft 24 117	8 6 1 9 1 4 7 1 7 1 0 1	Shoemkr W 8 @Aw24000	75-17 SimplySily,MyVrgnRI,HrComsSom 12	
11Oct85—Wide into stretch				
4Oct84-5SA 6f:213 :44 1:16 1/4ft 4 116	5 8 1 6 1 1 5 8 5 4 1	Dlhssy E 9 @S Aw22000	82-17 BobHutsonEsqur,TblRos,SnmrsSpr 9	
16Aug84-7Dmr 6f:223 :45 1:16 1/4ft 7 117	8 8 1 1 0 1 5 8 8 1 8 1	Pincay L Jr 3 @Aw17000	— — Stenware, La Fonteyn, Askra 10	
16Aug84—Veered out start				
29Jly84-5Dmr 6f:22 :45 1:10 1/4ft 8 117	5 3 3 4 1 4 4 1 3 5 1	Pincay L Jr 9 @Aw17000	81-17 Water Crystals, Stenware, Zythum 9	
5Apr84-7SA 6f:221 :46 1:18 3/4ft *6-5 120	4 3 5 2 1 5 2 1 3 3 1	McCr CJ 1 @S Aw26000	73-21 Awkward Age, Quillummo, Zythum 6	
5Apr84—Lacked clear racing room down backstretch, 3/8 turn to 1/8				
Feb 5 SA 5f:1:02 1h	Jan 21 SA 5f:1:01 4h	Dec 27 SA @6f:1:16 4h (d)	Dec 20 Hol 5f:1:02 2h	

Mel's Whisper

STEVENS G L

113

Dk. b. or br. m. 6, by Come On Mel—Whispering Toot, by Toot	Br.—Macey Jean (Ariz)	1986 1 0 0 0	1985 9 0 0 1	\$6,450
Tr.—Mitchell Mike	\$70,000	Turf 3 0 1 0		\$3,000
Lifetime 31 9 4 2	\$109,240			\$3,000
19Jan86-7SA a6f:214 :44 1:15 fm 183 114	9 5 1 1 1 9 1 2 1 3 1 1 1 2	Meza R Q 8 @Aw45000	72-18 WidKlty,GotYouRunnn,WtrCrystls 12	
20Oct85-8B M 6f:222 :45 1:09 4/4ft 32 117	5 4 9 9 1 1 0 1 8 1 0 1 7 1	Schnldt CP 5 @Aw20000	73-24 TmissPlsr,TntynSttchs,AppingTY 10	
20Oct85—Broke slowly				
10Oct85-8B M 1 :47 1:12 1:37 4/4d 20 116	6 6 1 7 9 1 7 2 1 8 2 9	Schldt CP 5 @MsUnvrsh	50-25 MkMAnOffr,MdmAskUs,TotlWmn 10	
9Nov85-8B M 1 1/4 :47 1:11 1:42 3/4m 18 115	3 2 6 3 1 6 4 1 6 3 1	Schnldt CP 8 @Aw22000	90-06 CldsDghtr,BmsGldnEI,TntnSttchs 10	
9Nov85—Wide 2nd turn				
7Sep85-3Dmr 7f:222 :45 1:21 4/4ft 17 115	1 1 1 1 1 2 1 7 1 5 1 7 1 6	Hawley S 7 @Aw40000	83-08 Joni U. Bar, Dear Carrie,CouleeeBay 7	
19Aug85-7Dmr 6f:213 :44 1:15 1/4ft 4 117	6 1 0 7 1 6 7 1 4 6 1 1 1	Pincay L Jr 6 @Aw35000	88-10 TkMyPctur,Dumddumddum,CoulBy 7	
2Aug85-8Dmr 6f:214 :44 1:17 ft 6 117	4 4 3 5 1 3 5 1 3 6	Pincay L Jr 6 @Aw32000	85-18 Circular, Tiltalating,Mel's Whisper 6	
22Jly85-11SR 6f:22 :44 1:09 1/4ft 3 115	4 2 1 4 2 1 3 1 1 5 3	Wnck D 3 @E Dstrl H	93-08 My DonnaB,BarroomBaby,OnlySilk 6	
22Jly85—Steadied late				
4Jly85-9Pin 6f:221 :45 1:10 1/4ft 2 116	6 7 6 7 5 1 5 1 5 4 1	Baze R A 2 @Aw20000	86-12 BarroomBby,BonNuit,PremiumWin 8	
14Jun85-8GG 6f:221 :44 1:09 2/4ft 3 114	3 2 4 3 1 5 6 1 5 6 1	Judice J C 1 @Aw20000	85-15 FgrsChrm,BroomBby,AppingToYo 6	
Feb 3 Hol 5f:1:02 1h	Jan 15 Hol 5f:1:01 4h	Dec 9 B M 4f:58 3h		

Blade Of Luck

ORTEGA L E

+10

120

B. m. 5, by Blade—Arundo, by Sir Wiggle	Br.—Spears L (Ky)	1985 12 3 3 1	1984 12 3 2 2	\$70,000
Tr.—Stute Gary	\$70,000			
Lifetime 25 6 6 3	\$95,680			
19Oct85-8B M 6f:223 :45 1:10 1/4ft 31 117	4 2 3 1 1 1 1 1 1 1 1 1	Castned M 7 @Aw17000	88-20 BladeOfLuck,PetitShirh,Prmntt	
5Oct85-8B M 6f:23 :46 1:13 1/4m 5 120	4 3 1 5 6 1 5 8 4 8	Castned M 4 @Aw18000	64-33 ScndhndRos,Prmntt'orc,Mry'sMv	
15Nov85-8B M 6f:222 :45 1:10 3/4ft 4 116	1 1 1 2 1 3 1 4	Castned M 1 @Aw17000	86-22 BladeOfLuck,ShrpBld,MorningstrLn 8	
1Nov85-8B M 6f:221 :45 1:09 4/4ft 7 115	7 5 1 9 8 9 9 1 7 7	Munoz E 2 @Aw16000	83-18 Mry'sMove,Persution,ShrplyElegnt 9	
21Oct85-7B M 6f:224 :46 1:11 2/4d 3 115	5 2 1 6 6 1 1 1 6 1 4	Munoz E 10 @Aw16000	68-33 Richn'Easy,PeggyDee,Mary'sMove 11	
10Oct85-8B M 6f:224 :46 1:10 3/4ft 5 115	1 1 1 1 1 1 1 2 2 1 1	Munoz E 7 @Aw13000	84-17 PirateAnnie,BladeOfLuck,Richn'Essy 9	
19Sep85-8B M 6f:221 :45 1:09 2/4ft 6 115	3 2 6 7 6 8 3 1 1	Munoz E 4 @Aw14000	83-20 Gmbler'sSistr,RitzChick,BldeOfLuck 7	
2Sep85-7Bmf 6f:221 :44 1:10 4/4ft *2 114	6 5 7 6 3 6 8 8 4 1	Munoz E 8 @Aw16000	80-15 GrOfThVII,AbstrctEnrg,Gmbler'sSstr 9	
14Feb85-6GG 6f:223 :45 1:09 4/4ft *1 114	2 1 1 1 1 1 1 1 1 1 1 1	Munoz E 6 @Aw15000	87-19 FagersCharm,BladeOfLuck,TantMr 7	
1Feb85-7SA 6f:22 :45 1:10 3/4ft 3 115	1 1 1 1 1 1 1 1 1 1 1 1	ValenzuelPA 8 @32000	86-15 BladeOfLuck,DremFether,SinAdios 8	
Feb 3 SA 4f:58 3h	Jan 29 SA 4f:56 4h	Jan 19 B M 5f:1:03 h	Jan 12 B M 5f:1:03 1h	

First Package**HAWLEY S****1.35 116**

Own.—S L-40 Rch & Vaughan Stb

22Jan86-ISA 6f :22 :45 1:104ft 18 118

7Dec85-9PM 6f :22 :46 1:12 sy *2-3e125

15Nov85-88M 6f :22 :45 1:104ft 14 117

26Oct85-88M 6f :22 :45 1:091ft 55 113

26Oct85—Ducked in sharply start

14Jun85-9L ga 6f :21 :45 1:111ft *6-5 118

2Jun85-9L ga 6f :21 :44 1:163ft 9 119

24May85-9L ga 6f :22 :45 1:172ft *1 120

21Apr85-9L ga 5f :22 :45 1:04 ft *3 117

13Apr85-9L ga 5f :22 :46 1:052ft 2 114

14Mar85-7SA 6f :21 :44 1:093ft 12 114

Jan 15 Hol 5f 1:021h Jan 10 Hol 5f 1:041h Jan 5 Hol 4f sy :432h

Ch. m. 7, by Native Born—Sailing Jenny, by Prince Blessed

Br.—Bloom P E (Wash) 1986 1 0 1 0 \$5

Tr.—Rettele Loren 1985 14 3 3 1 \$47

Lifetime 57 11 14 6 \$123,193

Kaenel J L 3 62500 80-21 ImprsvvWnd,FrstPckg,HcklbrryH

Gstf A 3 62500 87-18 FirstPckg,Mrg'sChmp,StrzWhis

Steiner J J 1 62500 77-22 AppellingToYou,MyDonnB,AuntS

Stinr J J 4 62500 80-16 JoniU.Br,MomntToBuy,BronssDir

Steiner J J 8 62500 80-27 FirstPckg,TimelessPlesure,Lisc

Steiner J J 6 62500 76-18 MssThlgt,MMAOffr,StlrPrfrm

Baze G 1 62500 82-26 MissTheologist,FirstPackage,Dnl

Bze G 13 62500 92-15 FirstPckg,TxAttorney,MissEbon

Baze G 6 62500 84-19 MissEbony,FirstPckg,DelwrDlgt

Hawley S 5 62500 81-18 Fan Club, Her Royalty, Bonbonai

Alitina**HERNANDEZ R****1.5 114**

Own.—Spencer R or Susan

18Jan86-5SA a6f :22 :44 1:16 fm 27 116

20Dec85-5Hol 1 :46 1:11 1:37 ft 4 114

20Nov85-4Hol 1 :46 1:13 1:36 ft 3 115

22Oct85-10LA 6f :21 :44 1:103ft 3 114

10Oct85-7SA 6f :21 :44 1:104ft 6 116

7Sep85-4Dmr 6f :22 :45 1:092ft *2 116

15Aug85-7Dmr 6f :22 :45 1:162ft 16 116

19Jun85-7Hol 6f :22 :45 1:101ft 11 109

19Jun85—Carried wide 3/8

24May85-3Hol 6f :21 :45 1:10 ft *2 115

24May85—Lugged in stretch

8May85-9Hol 1 :45 1:10 1:353ft 2 115

Feb 4 SA 5f 1:03h Jan 15 SA 4f 1:50h Jan 9 SA 4f 1:142h (d) Jan 2 SA 4f :48h

B. f. 4, by House Committee—Tina's Choice, by Valley Prince

Br.—Hanan R (Cal) 1986 1 0 0 0 \$2,100

Tr.—Wilmet William B 1985 14 5 4 1 \$61,140

Lifetime 15 5 4 1 \$63,240

Hernandez R 7 62500 77-16 My Virginia Reel, Miranda, In Neon 12

Hernandez R 6 62500 78-16 Alitina, Straight Story, Cortisante 7

Hernandez R 7 50000 83-15 Jigalores, Alitina, B. Elite 9

Olivares F 3 62500 90-13 Coulee Bay, Far Too Young, Alitina 6

Hernandez R 5 50000 84-18 Count On Lyn, Alitina, Walker's Lady 6

Hawley S 2 50000 75-08 ShootingPitch,CntOnLyn,SprrdMdm 8

McHrgDG 1 62500 80-15 Balladry, Nan's Career, Media Girl 6

Lozoya DA 5 62500 89-05 RainbowPice,ExpectMor,TAndScndls 9

McHargueDG 6 62500 96-07 Proud Doll, Alitina, Ms. Crooked Road 8

McHargueDG 4 50000 93-10 Fleet Rain, Alitina, Sweet Petunia 1

Pretty Stall*SOLIS A****115**

Own.—Brown & Cavanaugh

30Jan86-5SA 1 :47 1:13 1:393sy 2 117

22Jan86-ISA 6f :22 :45 1:104ft *2 116

12Dec85-7Hol 6f :22 :46 1:104ft 9 119

29Nov85-4Hol 6f :22 :46 1:111sy 10 120

15Nov85-8Hol 1 :46 1:11 1:36 ft 2 119

1Nov85-7SA 6f :21 :44 1:102ft 20 117

19Oct85-5SA a6f :21 :44 1:15 fm 4 118

5Oct85-5SA a6f :22 :44 1:143fm 11 117

12Dec84 7 SanIsidro (Arg) a7f 1:223gd *8-5 123

3Nov84 6 SanIsidro (Arg) a1f 2:01 gd 13 123

Jan 27 SA 4f :47hg Jan 20 SA 3f :35h Jan 14 SA 6f 1:122h Jan 7 SA 5f :593h

Dk. h. or br. m. 5, by Stallwood—Pretty Loyal, by Queen's Hussar

Br.—Haras La Irenita (Arg) 1986 2 0 1 0 \$5,854

Tr.—Stute Melvin F 1985 6 1 1 0 \$23,950

Lifetime 14 4 2 0 \$40,041

Pincay L Jr 1 50000 70-19 Emacia, Pretty Stall, Miss Royl Monte

Solis A 1 62500 77-21 ImprsvvWnd,FrstPckg,HcklbrryHny

Solis A 1 62500 83-22 Maria Valdez, Balladry, Gatita

Solis A 5 62500 78-20 ShootingPitch,Pretty Stall, Mr. Vilde

Solis A 1 62500 71-22 La Mimosa, Baby Grace, Wild Kitty

Solis A 2 62500 86-17 Pretty Stall, Klondike Kutie, Rutkoski

Meza R Q 7 62500 79-12 Ice Stealer, Grey Vriety, Queen Of Bronz

Meza R Q 1 62500 79-12 Loucoum, ShootingPitch, Dear Carrie

Laitan R 62500 81-18 Pretty Stall, Frau Gaby, Stall Winner

Laitan R 62500 81-18 Pretty Stall, Frau Gaby, Stall Winner

How Ya Doon ***MCCARRON C J****115**

Own.—Hunt N B

21Jan86-5SA a6f :21 :43 1:162fm 11 114

15Sep85-11Pom 1 1/2 :46 1:12 1:45 ft 45 114

16Aug85-7Dmr 1 1/2 :48 1:12 1:431fm 8 117

5Aug85-8Dmr 1 1/2 :47 1:11 1:431fm 12 118

5Aug85—Steadied at 6 1/2

16Jun85-7Hol 7f :22 :45 1:221ft 33 115

16May85-9Hol 1 :46 1:10 1:35 fm 3 118

26Apr85-8Hol 1 :44 1:09 1:344ft 10 115

16Dec84-5Hol 1 :48 1:12 1:374gd 7 119

9Dec84-4Hol 1 :45 1:10 1:361gd 5 115

9Nov84-5Hol 1 :46 1:12 1:371ft 37 116

Feb 6 SA 4f :503h Jan 29 SA 3f :372h Jan 24 SA 7f 1:274h Jan 19 SA 4f :492h

B. m. 5, by Matsadeon—Indialucie, by Sir Ivor

Br.—Bluegrass Farm (Ky) 1986 1 0 1 0 \$6,800

Tr.—Cross Richard J 1985 6 0 0 0 \$3,29

Lifetime 30 5 4 4 \$104,843

McCarron C J 2 85000 76-23 Lichi, How Ya Doon, Georgi's Rainbow 1

DnR 5 85000 81-18 Our Best Tell, Baby Grace, Quicks Drim

Hawley S 3 80000 84-10 Dacertina, Leslie's Deb, Amorosa 1

Hawley S 2 100000 87-08 Wine Taster, Table Sean, Dacertina

Sibille R 7 62500 86-02 AvnrgMist, Sis Bulltin, DncngDsplyII

Pincay L Jr 5 100000 81-12 Clouds Daughter, TblSn, Bms GoldnEgl

Toro F 7 62500 91-06 Her Royalty, LaFonteyn, EnvieDeRire

Day P 5 62500 71-21 Auntie Betty, Mimi Bker, Spring Loose

Torof 5 62500 82-10 Mdm Forbes, Holiday Dncr, How Ya Doon

TorF 10 62500 87-08 Dancing, How Ya Doon, Dear Carrie

Leslie's Deb**TORO F****115**

Own.—Hinds & Robbins Mmes

10Jan86-5SA 1 1/2 :47 1:12 1:501fm 5 116

10Jan86—Steadied late

3Jan86-5SA a6f :21 :44 1:162fm 16 115

3Jan86—Bumped, shuffled back start

14Oct85-5SA 1 1/2 :46 1:11 1:481fm 2 116

30Aug85-3Dmr 1 1/2 :49 1:13 1:50 fm 6 115

30Aug85—Lugged in drive

16Aug85-7Dmr 1 1/2 :48 1:12 1:431fm 11 117

5Aug85-8Dmr 1 1/2 :47 1:11 1:431fm 4 118

27Jun85-8Hol 1 1/2 :48 1:11 1:423fm 9 118

22May85-9Hol 1 1/2 :48 1:12 1:431fm 6 117

22May85—Broke in air

3May85-8Hol 1 1/2 :47 1:12 1:412fm 7 117

15Apr84-8Dmr 1 1/2 :46 1:11 1:492fm 16 117

15Apr84—Grade II

Jan 27 SA 5f 1:011h Jan 21 SA 5f 1:013h Dec 30 SA 5f :594h Dec 23 SA 5f 1:004h

Re. m. 5, by Jumping Hill—Fresh Deb, by Lucky Debonair

Br.—Stemmons L A (Cal) 1986 2 0 0 0 \$850

Tr.—Robbins Jay M 1985 7 0 1 1 \$11,675

Lifetime 24 3 1 3 \$77,075

Toro F 9 80000 71-24 Bms GoldnEgl, Amzon, Throt's Trsur 10

Toro F 4 95000 75-23 Lichi, How Ya Doon, Georgi's Rainbow 12

Toro F 8 80000 77-14 Leccia, Cortisante, Sovereign Honey 10

Toro F 5 90000 86-10 Dcertain, Sovereign Honey, Leslie's Db 6

Toro F 5 80000 89-10 Dacertina, Leslie's Deb, Amorosa 10

Toro F 5 100000 84-08 Wine Taster, Table Sean, Dacertina 7

Dihoussy E 5 62500 84-16 Dacertina, Amapola, La Mimosa 7

Toro F 1 62500 83-09 Promising Girl, Air Distngu, Our Bst Tll 6

Toro F 3 62500 87-08 DncngDsplyII, AgittdMiss, Shn's Grl 9

Toro F 7 62500 86-09 FshonblyL, LckyLckyLcky, AntBtty 7

7th Race 6 1/2 turf (downhill) \$80,000 clm Females

Finally, the Pic-6 singleton.

The 6 1/2 furlong turf course at Santa Anita is run down a hill, and is truly a beautiful race to watch. Betting these races requires a change of thinking, because they match sprinters and routers on a fairly even basis. Faint hearted sprinters and late running routers do not fare well. The ideal profile is a horse with both speed and stick. What we call an average or even pace horse. The key is Factor W, with a well balanced early-sustained relationship.

Non-Contenders A lot of them in this race.

- #1 WINDY VEE - a sprinter with a faint heart.
- #3 MEL'S WHISPER - some back class, but no usable pace lines.
- #4 TWINKLING - a maiden with no credentials whatsoever.
- #5 VOLANDA - little recent form.
- #9 PRETTY STALL - you may disagree here. If so, draw lines through her off track races and then try to pick a recent pace line. Be my guest if you want to keep her in the race.
- #11 SHEERA - no recent racing and no indication of sprint ability.
- #12 LESLIE'S DEB - wrong style, a late running router.

The Contenders:

- #2 ZYTHUM
- #6 FIRST PACKAGE
- #7 BLADE OF LUCK
- #8 ALITINA
- #10 HOW YA DOON

Pace lines:

- #2 ZYTHUM - included only because of her apparent Early-Sustained balance. Use her last race.
- #6 FIRST PACKAGE - Also a balanced attack. Use her last race.
- #7 BLADE OF LUCK - sharp invader from Bay Meadows. Please realize this is a step up in class today (note purse sizes). Use her last race.
- #8 ALITINA - her last race was a fine effort against a field of NW 2 allowance horses.
- #10 HOW YA DOON - solid try last out vs same class.

RACE NUMBER 7

DISTANCE = 6.5 FURLONGS

NAME	F 1	F 2	F 3	A P	E P	S P	T S	% E
P of R	60.05	56.40	52.38					
ZYTHUM	58.33	56.29	52.46	56.07	57.28	54.87	55.31	52.19%
P of R	58.51	57.49	53.76					
BLADE	57.62	57.93	54.17	56.87	57.78	55.97	56.11	51.61%
P of R	60.35	57.74	51.51					
PACKAGE	58.76	56.65	52.48	56.38	57.68	55.08	55.39	52.36%
P of R	59.85	57.74	52.73					
ALITINA	59.85	57.74	52.09	57.11	58.78	55.44	56.03	53.01%
P of R	60.61	56.89	51.39					
DOON	59.69	56.24	52.25	56.49	57.91	55.08	55.55	52.57%

RANKINGS

	A P	E P	S P	T S
	===	===	===	===
ALITINA	1	1	2	2
BLADE	2	3	1	1
DOON	3	2	3	3
PACKAGE	4	4	3	4
ZYTHUM	5	5	5	5

Three horses clearly dominate this field: Alitina, Blade of Luck and How Ya Doon. Of these three, Alitina possesses the best Factor W - E.P. - S.P. relationship and is dropping in class to boot. We singled her and bet her heavily in the win pool. Probably as a result of the Pic-6 and win bets overshadowing our judgement, it did not occur to Purdy or myself to play the exacta. Only when a friend came over to visit after the race clutching two tickets on a \$612 exacta did we realize what we'd missed. Our consolation was the \$12.60 mutuel and the fourth winner on our ticket.

SEVENTH RACE
Santa Anita
FEBRUARY 8, 1986

ABOUT 6 1/2 FURLONGS.(Turf). (1.11%) CLAIMING. Purse \$32,000. Fillies and mares. 4-year-olds and upward. Weights, 4-year-olds, 121 lbs.; older, 122 lbs. Non-winners of two races since November 11 allowed 3 lbs.; of a race since December 23, 5 lbs.; since November 11, 7 lbs. Claiming price \$30,000; for each \$5,000 to \$70,000 allowed 1 lb. (Races when entered for \$62,500 or less not considered.)

Value of race \$32,000; value to winner \$17,600; second \$6,400; third \$4,800; fourth \$2,400; fifth \$800. Mutuel pool \$346,924. Exacta pool \$608,717.

Last Raced	Horse	EqLA.WLPP St	1/4	1/2	Str	Fin	Jockey	Cl'g Pr	Odds \$1
18Jan86 5SA4	Alitina	4 114 8 1	21 1/4	1 1/4	1st	1 1/4	Hernandez R	80000	5.30
19Dec85 8BM1	Blade Of Luck	b 5 120 7 2	1 1/4	22 1/4	22 1/4	23	Ortega L E	70000	22.50
19Jan86 7SA11	Mel's Whisper	6 114 3 4	4 1/4	32 1/4	33	32	Stevens G L	70000	23.70
30Jan86 9SA2	Pretty Stall	b 5 115 9 7	7th	5 1/4	52	4th	Solis A	80000	6.70
22Jan86 1SA2	First Package	b 7 116 6 6	6 1/4	6 1/4	43	58	Hawley S	75000	5.40
11Jan86 6SA4	Volanda	4 109 5 12	11 1/4	9 1/4	6 1/4	6 1/4	Black C A5	80000	13.10
25Jan86 7SA5	Zythum	b 5 113 2 10	8 1/4	8 1/4	72	72	Olivares F	70000	15.90
10Jan86 5SA6	Leslie's Deb	b 5 115 12 8	9 1/4	11 1/4	9 1/4	8th	Toro F	80000	4.90
26Jly85 5Dmr8	Sheera	6 115 11 3	3rd	4 1/4	8 1/4	93	Valenzuela P A	80000	16.60
3Jan86 5SA2	How Ya Doon	5 115 10 9	102	10 1/4	103 1/4	10 1/4	McCarron C J	80000	2.80
19Jan86 7TuP7	Twinkling	b 4 115 4 11	12	12	118	11	Sibille R	80000	88.40
25Jan86 7SA7	Windy Vee	5 116 1 5	5 1/4	7 1/4	12	—	Kaenel J L	80000	32.60

Windy Vee, Lame.

OFF AT 3:58. Start good. Won driving. Time, :22 1/4, :45 1/4, 1:08 3/4, 1:16 1/4 Course firm.

\$2 Mutuel Prices:

8-ALITINA	12.60	6.20	4.40
7-BLADE OF LUCK		17.00	11.60
3-MEL'S WHISPER			12.80
\$5 EXACTA 8-7 PAID \$612.00			

B. f. by House Committee—Then's Choice, by Valley Prince. Trainer Wilmet William B. Bred by Hasan R (Cal).

ALITINA vied for the advantage from the beginning and responded willingly to brisk right-handed pressure in the drive to draw clear late. BLADE OF LUCK battled for the lead throughout, held on stubbornly in the drive but could not match strides with the winner in the late going. MEL'S WHISPER was bumped and checked in the initial strides, recovered to race in a contending position to the stretch but could not catch the top two. PRETTY STALL was outrun early, swung out to the middle of the course for the drive and lacked the needed rally. FIRST PACKAGE bumped hard with VOLANDA in the opening strides, then was outrun. VOLANDA veered out and bumped hard, then was jostled and shuffled back in the initial strides, was checked and altered course when caught behind the stopping WINDY VEE nearing the stretch, then finished fairly well along the inside rail. LESLIE'S DEB lacked early foot, was wide onto the stretch and failed to threaten. SHEERA raced forwardly early and tired. HOW YA DOON had no visible excuse and was not persevered with late when hopelessly beaten. TWINKLING was bumped and pinched back in the opening strides. WINDY VEE, in contention early, gave way abruptly after a half to lose contact with the field and went lame.

8th Santa Anita



7 FURLONGS. (120) 45th Running of the **SAN VICENTE STAKES** (Grade III), \$80,000 added. 3-year-olds. (Allowance.) By subscription of \$50 each to accompany the nomination, \$100 to pass the entry box and \$800 additional to start, with \$80,000 added, of which \$16,000 to second, \$12,000 to third, \$6,000 to fourth and \$2,000 to fifth. Weight, 124 lbs. Non-winners of two races of \$50,000 allowed 2 lbs.; of one of \$50,000 at any time, 5 lbs.; of a race of \$30,000 since December 25 or two races of \$20,000 at any time, 7 lbs.; a race of \$15,000, 10 lbs. Starters to be named through the entry box by the closing time of entries. A trophy will be presented to the owner of the winner. Closed Wednesday, January 23, 1986, with 15 nominations.

Grand Allegiance

HERNANDEZ R

Own.—Popkess Dorothy

1.00 114
 29Jan86-8SA 1 $\frac{1}{2}$:46.2 1:11 1:43 ft *7-5 117 22 2 $\frac{1}{2}$ 1 $\frac{1}{2}$ 3 $\frac{1}{2}$ HrnndzR1 [R]Sta Clna 83-15 Ferdinand,VrietyRod.GrndAllegince 8
 29Jan86—Rank to place, steadied at 7/8
 1Jan86-6SA 6f :214 :44 1:08.2ft *9-5 118 2nd 11 13 $\frac{1}{2}$ 16 HrnndzR4 [S]Aw24000 96-13 GrndAllegnc,DonB.BI,HongTBLcky 10
 20Dec85-1Hol 7f :224 :45.2 1:23.4ft 7 $\frac{1}{2}$ 118 1 $\frac{1}{2}$ 12 $\frac{1}{2}$ 14 18 HrnndzR3 [S]Mdn 87-16 GrandAllegiance,CityView,NnteTm 7
 Feb 5 SA 4f gd :48.2 h Jan 24 SA 1f 1:41 h Jan 19 SA 7f ft 1:26 h Jan 14 SA 5f ft 1:00 h

B. c. 3, by Pledge Allegiance—Zordee, by Bold Joey

Br.—Popkess Mrs J (Cal)

Tr.—Carno Louis R

1986 2 1 0 1 \$22,200

1985 1 1 0 0 \$9,900

Lifetime 3 2 0 1 \$32,100

Frisco Dennis

SOLIS A

Own.—Vallone Elizabeth R

.55 114
 26Jan86-7SA 6f :212 :44.1 1:09.4ft 87 114 54 $\frac{1}{2}$ 55 41 21 $\frac{1}{2}$ StevensGL4 [S]Aw24000 88-12 Air Pirate, Frisco Dennis, Witching 8
 1Jan86-6SA 6f :214 :44 1:08.2ft 9 $\frac{1}{2}$ 115 1nd 21 23 $\frac{1}{2}$ 47 $\frac{1}{2}$ Meza R Q8 [S]Aw24000 89-13 GrndAllegnc,DonB.BI,HongTBLcky 10
 20Nov85-1Hol 6f :224 :46.3 1:11.2ft 6 $\frac{1}{2}$ 118 11 11 $\frac{1}{2}$ 13 12 $\frac{1}{2}$ Meza R Q7 [S]M32000 87-15 FriscoDennis,SnoeSpy,MskdChnrg 11
 Feb 5 SA 5f gd 1:00 h Jan 21 SA 4f ft :46 h Jan 15 SA 6f ft 1:13 h Jan 9 SA 4f ft :50 h

Ch. g. 3, by Plotting—Sandy Beth, by Rising Market

Br.—Vallone Mr—Mrs G (Cal)

Tr.—Canani Julio C

1986 2 0 1 0 \$6,600

1985 1 1 0 0 \$5,500

Lifetime 3 1 1 0 \$12,100

Bolger Magic

STEVENS G L

Own.—Dollase—Marino—Winchell

119
 11Sep85-8Dmr 1 :47.1 1:11.3 1:36 ft 5 $\frac{1}{2}$ 117 1nd 3 $\frac{1}{2}$ 61.3 61.8 $\frac{1}{2}$ Meza RQ2 Dmr Fut 89-15 Tsoo,Arewehvingfunyet,SnowChief 6
 11Sep85—Grade I
 14Aug85-8Dmr 6f :22 :45.1 1:10.2ft *2-3 122 11 13 $\frac{1}{2}$ 14 $\frac{1}{2}$ 13 $\frac{1}{2}$ Meza R Q4 De Anza 86-13 BolgerMgic,ClerChoice,SmokyOrbit 5
 31Jly85-8Dmr 6f :22.3 :46.3 1:11.1ft 2 $\frac{1}{2}$ 117 62 3 $\frac{1}{2}$ 12 $\frac{1}{2}$ 1no Meza R Q4 [S]Grdn 82-19 BolgerMagic,LittleRedCloud,LyA.C. 9
 31Jly85—Broke slowly, bumped off stride at 4 1/2
 20Jly85-1Hol 6f :22.3 :46.2 1:10.4ft *4-5 118 12 13 17 110 Meza R Q1 [S]Mdn 93-07 Bolger Magic, Press On, Pico P. 11
 Feb 5 SA 4f gd :48.2 h Jan 26 SA 7f ft 1:25 h Jan 20 SA 6f ft 1:13 h Jan 15 SA 6f ft 1:11 h

B. g. 3, by Bolger—Adasparkle, by Donson or Ja Aglo

Br.—Winchell V H (Cal)

Tr.—Dollase Wallace

1985 4 3 0 0 \$74,650

Lifetime 4 3 0 0 \$74,650

Dancing Pirate

DELAHOUSAYE E

Own.—Berman—Shamberg—Soriano

.60 119
 12Jan86-8SA 7f :22.1 :44.4 1:21.3ft 12 119 31 31 79 $\frac{1}{2}$ 713 $\frac{1}{2}$ DlhssyE8 [S]Ca Br Chp 79-11 Snow Chief, Variety Road,AirPirate 8
 31Dec85-8SA 6f :214 :44.4 1:10.3ft 2 116 2nd 1nd 1nd 1 $\frac{1}{2}$ DlhssyE2 Sn Miguel 85-15 DancingPirte,SmockeyOrbit,HyKing 3
 31Dec85—Bumped off stride start
 22Dec85-7Hol 7f :22.3 :45.3 1:23.1ft 5 116 3 $\frac{1}{2}$ 31 32 22 DlhssyE9 [R]Rvng Boy 86-17 HyKing,DncingPirte,TimeToSmoke 9
 23Nov85-8Hol 7f :214 :44.3 1:23 ft 14 116 51 $\frac{1}{2}$ 64 $\frac{1}{2}$ 75 $\frac{1}{2}$ 46 $\frac{1}{2}$ DlhssyE1 Hol Prvu 83-13 JudgeSmells,RaisedOnStage,OldBid 8
 23Nov85—Grade III
 9Nov85-4SA 6f :212 :44.3 1:10 ft 4 $\frac{1}{2}$ 117 3 $\frac{1}{2}$ 1nd 1nd 11 $\frac{1}{2}$ Pincay L Jr4 [S]Mdn 88-13 DncngPrt,SoctyRod,HongTBLcky 12
 28Jly85-6Dmr 5 $\frac{1}{2}$ f :22 :45.2 1:04.4ft 16 117 34 $\frac{1}{2}$ 310 33 $\frac{1}{2}$ 31 Pedroza M A1 [S]Mdn 86-13 GloryPth,SiernoBech,DncingPirte 10
 28Jly85—Altered course late
 5Jly85-5Hol 5 $\frac{1}{2}$ f :22.2 :45.4 1:04.4ft 5 118 33 46 44 44 $\frac{1}{2}$ Pedroza M A1 M50000 — Lay A. C., Exalted Bubble, Pico P. 12
 Feb 6 SA 4f ft :47 h Feb 1 SA 6f m 1:16 h Jan 25 SA 4f ft :49 h Jan 11 SA 3f ft :35 h

B. c. 3, by Pirate's Bounty—Fire Dance, by Bold Hitter

Br.—Wygod M J (Cal)

Tr.—Soriano Morris

1986 1 0 0 0

1985 6 2 1 1 \$64,100

Lifetime 7 2 1 1 \$64,100

Hy King

VALENZUELA P A

Own.—King Brothers Stable

.20 117
 31Dec85-8SA 6f :214 :44.4 1:10.3ft *2-5 117 32 $\frac{1}{2}$ 33 35 310 $\frac{1}{2}$ ValenzulPA3 Sn Miguel 74-15 DancingPirte,SmockeyOrbit,HyKing 3
 31Dec85—Broke in tangle hit gate; lugged in early stretch
 22Dec85-7Hol 7f :22.3 :45.3 1:23.1ft *3-2 115 1 $\frac{1}{2}$ 1 $\frac{1}{2}$ 12 12 VinzulPA4 [R]Rvng Boy 88-17 HyKing,DncingPirte,TimeToSmoke 9
 30Nov85-2Hol 6f :22.2 :46 1:09.4ft 2 $\frac{1}{2}$ 118 1 $\frac{1}{2}$ 1nd 13 $\frac{1}{2}$ 17 $\frac{1}{2}$ ValenzulPA3 M50000 95-09 HyKing,RomnMgstt,Aggi'sLiRidg 9
 Feb 6 SA 4f ft :47.3 h Feb 1 SA 7f m 1:28 h Jan 26 SA 6f ft 1:14 h Jan 21 SA 6f ft 1:14 h

Ch. c. 3, by Shecky Greene—Sister Damas, by Damascus

Br.—Headley H P Jr (Ky)

Tr.—Sadler John W

1985 3 2 0 1 \$40,450

Lifetime 3 2 0 1 \$40,450

Royal Treasure

SHOEMAKER W

Own.—Shima Dr—Mrs R J

.75 114
 26Jan86-7SA 6f :212 :44.1 1:09.4ft 7 120 31 $\frac{1}{2}$ 31 $\frac{1}{2}$ 31 43 $\frac{1}{2}$ Toro F5 [S]Aw24000 86-12 Air Pirate, Frisco Dennis, Witching 8
 26Jan86—Fanned wide into stretch
 4Jan86-4SA 6f :213 :44.3 1:09.3ft 3 $\frac{1}{2}$ 118 12 $\frac{1}{2}$ 13 13 $\frac{1}{2}$ 13 $\frac{1}{2}$ Toro F5 Mdn 90-13 RoylTreasure,FollowTheDncr,Bflfor 8
 26Dec85-4SA 6f :212 :44.2 1:10.2ft 14 117 32 $\frac{1}{2}$ 33 $\frac{1}{2}$ 34 32 $\frac{1}{2}$ Toro F6 Mdn 84-13 Atom'sTobin,CleverHop,RoylTrsur 11
 8Nov85-4SA 6f :213 :44.3 1:10.3ft 53 118 45 33 2 $\frac{1}{2}$ 33 $\frac{1}{2}$ Cruz J B3 M32000 81-13 DarkMenace,NnteTm,RoylTreasure 12
 Feb 6 SA 4f ft :47.2 h Jan 22 SA 4f ft :48 h Jan 15 SA 5f ft 1:02 h Dec 21 SA 4f ft :48.2 h

B. c. 3, by Search For Gold—Regal Air, by Olympiad King

Br.—Shima Dr—Mrs R J (Cal)

Tr.—Shima Robert J

1986 2 1 0 0 \$12,250

1985 2 M 0 2 \$4,950

Lifetime 4 1 0 2 \$17,200

Prince Bobby B.

MCCARRON C J

Own.—Bernstein D

.95 114
 26Jan86-4SA 6 $\frac{1}{2}$ f :214 :44.1 1:15 ft *8-5 118 1 $\frac{1}{2}$ 12 $\frac{1}{2}$ 17 18 McCarron C J2 Mdn 95-12 PrncBobbyB,MdwstKng,SothrnHl 11
 30Dec85-6SA 6f :214 :45.1 1:10.1ft 8 $\frac{1}{2}$ 117 2 $\frac{1}{2}$ 31 $\frac{1}{2}$ 36 $\frac{1}{2}$ 51 $\frac{1}{2}$ McHargue D G3 Mdn 74-16 JudgeSmells,OurGreyFox,Frdinnd 12
 Feb 5 SA 6f gd 1:01 h Jan 21 SA 6f ft 1:22 h Jan 14 SA 6f ft 1:02 h Jan 9 SA 5f ft 1:00 h

B. c. 3, by King Pellinore—Riviere Bleue, by Riverman

Br.—Lerner P (Ky)

Tr.—Bernstein David

1986 1 1 0 0 \$10,450

1985 1 M 0 0 \$475

Lifetime 2 1 0 0 \$10,925

8th Race 7 Furlongs Gr. III Stakes 3 Yr. Olds

Grand Allegiance is clearly the horse to beat in this race. Backed to 7 to 5 in the 1 1/16 mile Santa Catalina Stakes, he demonstrated a preference for sprinting. His previous 6 furlong win was one of the highest rated races of the meeting and today's field included only one probable upsetter. Prince Bobby B's maiden win was also highly rated. A negative was that the win was unchallenged. We chose to use both horses in the Pic-6. Grand Allegiance and Prince Bobby B ran head to head into the stretch before Allegiance asserted his superiority and drew off. Prince Bobby B subsequently became a stakes winner himself.

Contenders: I excluded only Bolger Magic, who was coming off a lengthy layoff. He's a classy sort, but those earlier races were as a two year old. He may have been very good, or merely precocious.

Pacelines:

- #1 GRAND ALLEGIANCE - 2nd race back.
- #2 FRISCO DENNIS - last race.
- #4 DANCING PIRATE - second race back. Let's excuse a non-win against Snow Chief.
- #5 HY KING - I hesitatingly excused his last race. His behavior in the gate and subsequent "lugging in" often indicates form deterioration.
- #6 ROYAL TREASURE - his trouble line in the last race led me to the maiden win. This is not often the best pace line choice.
- #7 PRINCE BOBBY B - his maiden win; realizing that he was relatively unchallenged. What will happen under pressure is anyone's guess.

RACE NUMBER 8

DISTANCE = 7.0 FURLONGS

NAME	F 1	F 2	F 3	A P	E P	S P	T S	% E
P of R	59.55	58.46	53.10					
GRAND	59.50	58.50	53.10	57.52	59.00	56.05	56.49	52.63%
P of R	61.13	57.34	51.01					
FRISCO	59.03	57.13	52.48	56.65	58.05	55.26	55.60	52.52%
P of R	59.95	56.79	50.56					
DANCING	59.90	56.83	50.56	56.39	58.33	54.45	55.09	53.57%
P of R	58.61	57.59	52.86					
HY KING	58.61	57.59	52.86	56.79	58.09	55.48	55.65	52.36%
P of R	60.36	56.64	52.05					
ROYAL	60.36	56.64	52.05	56.84	58.44	55.25	55.75	52.89%
P of R	59.60	57.98	52.62					
PRINCE	59.60	57.98	52.62	57.24	58.78	55.70	56.25	52.76%

RANKINGS

	A P	E P	S P	T S
	---	---	---	---
GRAND	1	1	1	1
PRINCE	2	2	2	2
ROYAL	3	3	4	3
HY KING	1	5	3	4
FRISCO	5	5	4	4
DANCING	6	4	6	6

No reason to spend much time here. The top two tower above the field and both fit the Early Energy profile. We probably should have singled the winner, but Grand Allegiance's route try as the favorite left a lingering doubt as to form. No matter, we were now five for five in the Pic-6.

EIGHTH RACE
Santa Anita
FEBRUARY 8, 1986

7 FURLONGS. (120) 45th Running of the SAN VICENTE STAKES (Grade III). \$80,000 added. 3-year-olds. (Allowance.) By subscription of \$50 each to accompany the nomination, \$100 to pass the entry box and \$300 additional to start, with \$80,000 added, of which \$16,000 to second, \$12,000 to third, \$6,000 to fourth and \$2,000 to fifth. Weight, 124 lbs. Non-winners of two races of \$50,000 allowed 2 lbs.; of one of \$50,000 at any time, 5 lbs.; of a race of \$30,000 since December 25 or two races of \$20,000 at any time, 7 lbs.; a race of \$15,000, 10 lbs. Starters to be named through the entry box by the closing time of entries. A trophy will be presented to the owner of the winner. Closed Wednesday, January 29, 1986, with 15 nominations.

Value of race \$87,050; value to winner \$51,050; second \$16,000; third \$12,000; fourth \$6,000; fifth \$2,000. Mutuel pool \$634,746.

Last Raced	Horse	Eql.	A.	Wt.	PP	St	¼	½	Str	Fin	Jockey	Odds \$1	
29Jan86	*SA ³	Grand Allegiance		3	114	1	3	21½	22½	11½	Hernandez R	1.40	
26Jan86	7SA ⁴	Royal Treasure	b	3	114	6	2	44	32	31	2nd	Shoemaker W	24.90
12Jan86	*SA ⁷	Dancing Pirate	b	3	119	4	5	51½	64	52½	3½	Delahoussaye E	13.90
11Sep85	*Dmr ⁶	Bolger Magic	b	3	119	3	6	65	51½	4½	41½	Stevens G L	5.30
26Jan86	4SA ¹	Prince Bobby B.		3	114	7	1	1½	1nd	22	51	McCarron C J	2.30
26Jan86	7SA ²	Frisco Dennis	b	3	114	2	7	7	7	65	610	Solis A	19.20
31Dec85	*SA ³	Hy King		3	117	5	4	3rd	43	7	7	Valenzuela P A	5.30

OFF AT 4:31 Start good. Won driving. Time, :22½, :44½, 1:09½, 1:23½ Track fast.

\$2 Mutuel Prices:

1-GRAND ALLEGIANCE	4.80	3.40	3.00
6-ROYAL TREASURE		10.40	4.20
4-DANCING PIRATE			4.40

B. c. by Pledge Allegiance—Zordee, by Bold Joey. Trainer Carmo Louis R. Bred by Popkess Mrs J (Cal).

GRAND ALLEGIANCE saved ground while vying for the early advantage inside PRINCE BOBBY B., shook off that one nearing the furlongs marker, then responded to strong urging to retain a safe lead. ROYAL TREASURE raced forwardly from the outset, came into the stretch three wide, could not gain the needed ground on GRAND ALLEGIANCE but finished willingly to edge DANCING PIRATE for the place. The latter was outrun early, went three wide into the stretch and finished in a belated rally. PRINCE BOBBY B. broke alertly and vied for the lead outside GRAND ALLEGIANCE to the stretch, then weakened under pressure. HY KING, close up early but gave way badly after a half.

9th Santa Anita



1 1/2 MILES. (1.40%) CLAIMING. Purse \$21,000. 4-year-olds and upward. Weights, 4-year-olds, 120 lbs.; older, 121 lbs. Non-winners of two races at one mile or over since December 25 allowed 2 lbs.; of such a race since then, 4 lbs.; since November 11, 6 lbs. Claiming price \$25,000; if for \$22,500 allowed 2 lbs. (Claiming and starter races for \$20,000 or less not considered.)

Good Thought Willy

DELAHOUSSE E

114

Own.—Lubach R B & J W

B. c. 4, by Nostalgia—Mag's Deck, by Mo Bay

Br.—Smith & Quisenberry (Cal)

Tr.—Carno Louis R

1986 2 0 0 1 \$2,700

1985 19 1 4 3 \$37,050

Lifetime 28 1 4 6 \$44,562

Turf 1 0 0 0

19Jan86-9SA	1 1/2:46.2 1:10.4 1:42.4ft	5 1/2 116	8 1/2 6 1/2 7 1/2 6 1/2	Delahoussaye E2	32000	81-12	ForgotThRng,RoosvitRod,Impslyvly	9
19Jan86	Broke slowly							
3Jan86-9SA	1 1/2:46.2 1:10.2 1:43.1ft	7 116	7 11 6 1/2 4 3 1/2 3 1/2	Delahoussaye E6	32000	81-17	Spnt,MghtyBuck,GoodThoughtWilly	9
3Jan86	Broke slowly, bumped start							
22Nov85-9Hol	1 1/2:46.2 1:10.4 1:35.1ft	10 116	42 5 1/2 5 1/2 4 1/2	Toro F3	40000	82-10	OlimpicBingo,VintGorg,MghtyBuck	7
30Oct85-5SA	1 1/2:47 1:11.4 1:42.4ft	8 116	9 7 1/2 8 1/2 4 1/2 5 1/2	Solis A10	40000	81-14	Ignited, Tell Matt, Mighty Buck	12
13Oct85-9SA	1 1/2:45.4 1:10.4 1:37 ft	18 116	7 1/2 7 1/2 4 3 2 1/2	Solis A3	40000	80-17	Vrbtm'sPrd,GoodThoughtWilly,Brnz n	9
13Oct85	Bumped start							
4Oct85-9SA	1 1/2:45.4 1:10 1:43.1ft	19 113	8 1/2 7 1/2 5 1/2 4 1/2	Solis A4	45000	80-16	Crkros,OlimpicBngo,JusttoStsfyYou	9
4Sep85-7Dmr	1 1/2:46.2 1:11.1 1:36.3ft	10 116	7 1/2 6 1/2 5 1/2 4 1/2	Toro F2	50000	82-17	JusttoStsfyYo,Bronzno,OlimpicBngo	7
4Sep85	Broke slowly; wide into stretch							
26Aug85-9Dmr	1 1/2:47 1:11.3 1:43.4ft	6 116	5 2 5 1/2 3 1/2 2 1/2	Toro F1	40000	79-17	EnvosDncr,GoodThghtWilly,NtvAct	8
12Aug85-7Dmr	1 1/2:46.3 1:11.1 1:43.2ft	8 116	7 1/2 7 1/2 6 1/2 5 1/2	Stevens G L7	50000	78-17	Barland,Bronzino,ConcededIdentity	7
2Aug85-9Dmr	1 1/2:46.3 1:11.1 1:45 ft	6 115	3 1/2 4 1/2 3 1/2 3 1/2	Stevens G L5	40000	74-18	Ignitd,GilntMick,GoodThoughtWilly	7
Feb 6 SA	4 ft :47.2 h	Jan 27 SA	4 ft :48.2 h	Jan 12 SA	5 ft 1:00.3 h	Dec 29 SA	5 ft :59.1 h	

Sylvester Road

PATTERSON A

114

Own.—Neumeyer R J

B. c. 4, by Doc Sylvester—Hart Road Gal, by Julmar Jack

Br.—Jones B J (Ky)

Tr.—Blaze Arturo

1986 1 0 0 0

1985 11 3 0 1 \$19,890

Lifetime 23 3 3 4 \$29,430

2Feb86-3SA	6f :22 :45.4 1:12.1m	19 113	8 10 7 8 7 8 1 1/2	Day P4	c18000	65-28	Jovial,ExclusiveKing,GallantSpecial	9
7Jly85-10AKs	170:46 1:11.2 1:44.1ft	5 113	9 15 6 10 6 7 7 1/2	Walker BJJr4	Aw16900	69-26	Noif, U. S. Steele, Radyla	10
23Jun85-5AKs	6f :22.3 :45.1 1:12.1ft	3 113	6 1/2 5 8 5 1/2 4 1/2	Walker BJJr6	Aw18800	77-20	HskinsHope,Dr.Frley,SurreyRgimnt	6
19Jun85-7AKs	6f :22.3 :45.4 1:12.1ft	6 118	8 11 7 1/2 5 1/2 11	Walker B J Jr3	27500	76-23	SylvstrRod,ElctrHrL,Pooly'sNoFol	8
25May85-5AKs	170:47 1:10.3 1:42.1ft	4 113	9 21 9 16 9 16 9 16 1/2	WlrBJJr7 H M Council	67-27	SomethingGorgous,Cchum,SodLim	10	
15May85-7AKs	170:49.3 1:15.3 1:47.4ft	6 112	6 1/2 4 1/2 3 1/2 3 1/2	Walker BJJr6	Aw18000	57-40	Rock Em, No Lovin, SylvesterRoad	6
5May85-8AKs	6f :22.3 :46 1:12.4ft	22 118	12 10 9 1/2 4 1/2 1 1/2	Jones K11	25000	73-25	SylvestrRod,SopOnARop,Styriclly	12
10Apr85-7OP	1 1/2:46.1 1:12.2 1:39.1ft	59 116	10 11 9 1/2 9 6 8 1/2 8 1/2	Jones K4	40000	61-22	GoldShpmnt,PcktfMrcls,SnglSwp	12
10Apr85-Hil rail								
27Mar85-3OP	1 1/2:49.1 1:13.2 1:45.1gd	16 116	5 1/2 4 1/2 5 1/2 5 1/2	Jones K1	40000	48-25	GoldShpmnt,PocktofMrcls,EIPrdor	7
14Mar85-1OP	1 1/2:47.2 1:13.4 1:48.3ft	11 112	4 1/2 2 1/2 1 1/2 1 1/2	Jones K1	M25000	58-26	Sylvester Road, Mr. Chip, Attic	12
Jan 29 Hol	4 ft :49.1 h	Jan 23 Hol	6 ft 1:15.3 h	Jan 17 Hol	5 ft 1:11.3 h	Jan 5 Hol	5 ft 1:02.4 h	

*Rushad

STEVENS G L

114

Own.—Formone-Levy-Marquis etal

Ch. g. 4, by Crofter—Chinese Legend, by Shantung

Br.—Perry A R (Ire)

Tr.—Vienna Darrell

1985 7 1 1 1 \$18,325

1984 3 1 1 0 \$2,594

Lifetime 10 2 2 1 \$20,919

Turf 6 2 1 0 \$3,744

10Dec85-9SA	1 1/2:45 1:10 1:36.2ft	8 113	5 7 1/2 2 1/2 4 1/2 4 1/2	Meza R Q9	45000	81-15	Olajuwon, Sidersell, Ono Gummo	10
8Dec85-4Hol	1 1/2:45.3 1:10.2 1:35.3ft	3 116	3 1/2 1 1/2 1 1/2 3 1/2	Meza R Q7	50000	82-12	Rising Chum,ValiantGeorge,Rushad	8
21Nov85-3Hol	1 1/2:45 1:09.3 1:35.1ft	4 116	2 2 2 1/2 2 1/2 2 1/2	Meza R Q4	62500	80-14	Verbtim'sPride,Rushd,ExclusivCpd	6
26Oct85-10LA	1 1/2:45.4 1:10.4 1:42.1ft	18 114	3 1 3 1/2 3 1/2 4 1/2	Mena F4	Irvine H	94-11	RelunchATune,SntRosPrince,Brind	7
26Oct85	Broke in, bumped							
10Aug85-9Sar	1 1/2:47.1 1:10.1 1:42.2fm	7 117	2 1/2 2 1/2 7 1/2 7 1/2	Velasquez J4	50000	84-13	Irv's Choice, Chachi Man,Cloutier	11
22Jun85-8Bel	1 1/2:46.4 1:10.1 1:40.3fm	21 114	7 4 8 1 1/2 1 1/2 1 1/2	LoftoFrJr12 Hill Prince	71-11	Dngr'sHor,FondtnPln,ExclsvPrtnr	13	
22Jun85	Grade III							
2Jun85-2GG	1 1/2:48.3 1:13.1 1:38.1fm	7-5 115	5 1/2 4 1/2 2 1/2 1 1/2	CastanedaM2	Aw13000	76-18	Rushd,U.LuckyShot,ExpensiveStyl	7
2Jun85	Off slowly							
10Nov84-1Doncaster(Eng)	a1 1/2 2:24.2sf	2 127	2 1/2 4 1/2	ThomsML	Armistice	Almushmmir,Larive,CountColours	13	
30Oct84-4Nottingham(Eng)	150 1:54.3gd	2 128	2 1/2 2 1/2	Ives T	Whton Mnr Std	SlipAnchor,Rushd,FlowerofTintrn	10	
26Oct84-1Doncaster(Eng)	7f 1:33.2gd	10 123	2 1/2 1 1/2	Ives T	Wheatley Park	Rushad, Positive, Eagling	13	
Feb 4 SA	tr.1 5 ft 1:01.1 h	Jan 25 SA	tr.1 4 ft :58.1 h	Dec 26 SA	tr.1 5 ft 1:01 h			

Sapient

MCHARGUE D G

118

Own.—Garelick Stables

B. c. 4, by Mr Justice—Jolly Nice, by Graustark

Br.—Kinsman Stud Farm (Fla)

Tr.—Kenney Martin

1986 3 1 1 0 \$16,450

1985 8 1 1 2 \$24,750

Lifetime 17 3 3 3 \$70,350

Turf 6 0 2 1 \$23,450

26Jan86-9SA	1 1/2:47 1:11.3 1:43.1ft	6 116	7 1/2 6 1/2 3 1/2 4 1/2	McHrgueDG3	Aw26000	80-12	Hydrostatic, Witan, Bold Concorde	9
12Jan86-9SA	1 1/2:47 1:11 1:43.1ft	4 116	4 1/2 4 1/2 1 1/2 2 1/2	McHrgue D G9	40000	84-11	FblousMemory,Spint,ForignLgion	9
3Jan86-9SA	1 1/2:46.2 1:10.2 1:43.1ft	3 118	5 1/2 4 1/2 2 1/2 1 1/2	McHrgue DG2	c32000	85-17	Spnt,MghtyBuck,GoodThoughtWilly	9
3Jan86	Wide into stretch							
22Dec85-9Hol	1 1/2:45 1:09.3 1:35.4ft	2 114	4 1/2 4 1/2 3 1/2 1 1/2	McCarron C J7	32000	84-17	Sapient, Bronzino, Quality Jet	8
8Dec85-4Hol	1 1/2:45.3 1:10.2 1:35.3ft	7 116	4 1/2 3 1/2 5 1/2 4 1/2	McCarron C J2	50000	80-12	Rising Chum,ValiantGeorge,Rushad	8
8Dec85	Steadied at 4 1/2							
25Aug85-5Dmr	1 1/2:47.1 1:12.1 1:42.4fm	5-5 115	5 1/2 7 1/2 9 1/2 9 1/2	McHrgueDG1	Aw22000	81-02	DoubtQuickTm,Frdpour,NorthOfLk	10
25Aug85	Bumped, jostled, steadied entering main track							
19Aug85-5Dmr	7 1/2:22.4 :46.2 1:29.4fm	4 117	8 1/2 8 1/2 7 1/2 8 1/2	Pincay L Jr9	Aw23000	81-05	Creekarosa, Well Related, Fairfax	10
19Aug85	Forced wide 7/8 turn; took up at 3/16							
27Jly85-9Dmr	1 1/2:48.2 1:12.1 1:43.4fm	3 117	5 1/2 5 1/2 5 1/2 3 1/2	McHrgueDG4	Aw19000	86-10	Kingsbury, Creekarosa, Sapient	7
7Jly85-5Hol	1 1/2:48.2 1:12.1 1:49 fm	5 109	2 1 2 1/2 1 1/2 2 1/2	ShoemkerW7	Aw28000	84-16	SuperNoble,Sapient,OnceAndAttck	8
30Jun85-7Hol	1 1/2:45 1:09.2 1:34.2ft	3 116	3 1 4 1/2 5 1/2 5 1/2	McCarronCJ5	Aw32000	96-01	Padua, Lincoln Park, Ascension	9
Dec 17 Hol	4 ft :47.3 h							

Snaafy**SOLIS A**

Own.—Future Stable—Benon—Levin

		Dk. b. or br. g. 4, by Raja Baba—Chinaria, by No Robbery		Br.—Conner S N (Md)		1986 2 1 0 0		\$6,600	
		Tr.—Soriano Morris		\$25,000		1985 14 2 0 2		\$24,650	
		Lifetime 21 3 0 3		\$32,500		Turf 4 0 0 0			
19Jan86-2SA	6f:213 :44 1:153ft	11 116	65 77 81 913	DelahoussayeE	c20000	79-12	Quality Jet, Speedy, Lucky Dutch	12	
9Jan86-2SA	6f:221 :44 1:163ft	*2 118	51 32 31 1no	McCarron C J2	c16000	87-20	Snaafy,RunningDebonair,Petronino	9	
9Jan86—Broke slowly; lost whip late									
31Dec85-2SA	6f:22 :44 1:162ft	5 116	4nk 31 21 33	McCarron C J11	20000	85-15	IntrepidLion,RunningDebonir,Snfy	11	
7Dec85-3Hol	1 :452 1:102 1:362ft	5 116	1nd 1nd 1 1 1	McCarron C J4	16000	81-12	Snaafy, Ed'sFantasy,FatefulMood	10	
29Nov85-3Hol	6f :222 :46 1:113sy	*8-5 116	68 79 612 613	DelahoussayeE5	20000	72-20	All Wins, Mid East Crisis, FallFlyer	7	
10Nov85-2SA	6f:212 :43 1:154ft	3 116	67 68 46 66	DelahoussayeE2	25000	84-14	Harry Jr.,CrusherMrk,CribbenSong	11	
30Oct85-1SA	6f :211 :44 1:1094ft	4 116	42 44 42 31	DelahoussayeE9	20000	88-14	Lord'nRuler,CarribeanSong,Snaafy	12	
16Oct85-1SA	6f:213 :44 1:173ft	7 116	2 43 52 4nd	DelahoussayeE4	25000	82-17	QpStr,PckwckLndng,ThDkOfDdly	12	
16Oct85—Bumped at 5 1/2									
11Sep85-3Dmr	6f :221 :45 1:1094ft	6 116	74 75 76 66	McCarron C J7	32000	83-15	Big Craig, Pencarrow, Conteal	7	
30Aug85-2Dmr	6f :22 :45 1:1094ft	8 116	810 88 69 45	DelahoussayeE2	25000	84-13	Mane Magic, CrusherMark,Harry Jr.	9	
30Aug85—Wide into stretch; lugged in final 1/8									
Feb 6 SA 5f ft 1:003 h		Feb 1 SA tr 1/4 m :534 h		Dec 17 Hol 4f ft :473 h					

For Himself**PEDROZA M A**

Own.—Sierra Stable

		Dk. b. or br. g. 5, by Tri Jet—Scatter Plan, by Quadrangle		Br.—Glen Hill Farm (Fla)		1986 2 0 0 0		\$24,850	
		Tr.—Lage Armando		\$25,000		1985 11 0 2 2		\$18,750	
		Lifetime 26 3 4 5		\$83,375		Turf 6 0 2 1			
18Jan86-2SA	6f:213 :44 1:152ft	8 116	54 87 111 611 114	McCarron C J10	32000	79-12	Goldy'sCommander,Chevo,Romxe	12	
18Jan86—Wide final 3/8									
5Jan86-3SA	6f:22 :45 1:162ft	8 116	62 63 99 99	Hernandez R0	40000	78-14	Juntura, Viron, Skookumchuck	10	
5Jan86—Veered out, bumped start; returned bleeding from mouth									
17Sep85-11Pom	6f :222 :45 1:101ft	40 115	59 71 81 68	Estrada J Jr6	Aprisa H	—	Artichoke,MisterGennro,RollANTur18		
17Sep85—Bore out at 4 1/2, bumped									
15Aug85-5Dmr	6f:221 :45 1:116 ft	9 115	1nd 11 21 21	Pedroza M A4	50000	95-15	GoodFinish,ForHimself,PlesntPowr	7	
4Aug85-9Dmr	1 1/4 :453 1:10 1:43 ft	17 116	11 11 3 52	Pedroza M A3	50000	82-17	Easy Mover, Viron, Tom	10	
4Aug85—Bumped start									
25Jly85-5Dmr	1 1/4 :454 1:103 1:361fm	6 116	79 65 78 55	Stevens G L4	62500	85-09	Woodcote, It'sNeverDull,RoyalKsar	9	
25Jly85—Bumped start									
6Jly85-7Hol	1 1/4 :47 1:111 1:361fm	*6-5 117	2 2 2 3 3 3	McCarron C J9	50000	79-18	Woodcote, Parangon, For Himself	10	
6Jly85—Rough trip									
5Jun85-9Hol	1 1/4 :462 1:111 1:352fm	3 116	2nd 1nd 21 22	McCarron C J1	50000	83-14	Ablantin, For Himself, Dalby	7	
17Mar85-5SA	a6f :212 :43 1:151fm	4 118	65 89 12 10 116	Pincay L Jr6	62500	76-19	Acddmc,RunRonRn,TooMchForT.V.	12	
17Mar85—Bumped start									
9Mar85-5SA	a6f :212 :44 1:151fm	3 118	2nd 31 22 43	Pincay L Jr7	Aw77000	80-17	Cerussite,HeavenlyPlin,AllezBritin	11	
Feb 2 SA 7f m 1:284 h		Jan 25 SA 1 ft 1:414 h		Jan 13 SA 5f ft :581 h					
				Dec 31 SA 5f ft :584 h					

One Eyed Romeo**HERNANDEZ R**

Own.—Abraham L

		Ch. g. 6, by Romeo—Tahitian Chant, by Distinctive		Br.—Mandary Farm (Ky)		1986 1 0 0 0		\$77,730	
		Tr.—Harper David B		\$25,000		1985 23 6 5 2			
		Lifetime 51 8 13 3		\$120,782		Turf 1 0 0 0			
5Jan86-3SA	1 1/4 :464 1:113 1:434ft	14 116	31 66 114 111 114	McHargue D G1	32000	67-14	SpruceHrbor,Espontneo,Impulsivly	11	
23Dec85-9Hol	1 1/4 :471 1:12 1:503ft	7 116	22 32 32 43	McHargue D G2	32000	81-17	ForeignLegion,MstrNvyjo,NoodlRoni	9	
11Dec85-9Hol	1 1/4 :48 1:132 1:512ft	6 116	21 21 11 31	McCarron C J3	32000	78-19	GilntMindd,Impulsivly,OnEydRomo	7	
17Nov85-5Hol	1 :452 1:102 1:354ft	6 116	2 2 32 55	McCarron C J6	32000	78-10	Master Navajo, Amarone, Carrizzo	12	
3Nov85-9SA	1 1/4 :462 1:104 1:414ft	5 115	44 44 59 512	McCarron C J8	32000	79-15	Wage Freeze, Post Flag, Sir Star	11	
3Nov85—Fanned wide 7/8 turn									
12Oct85-3SA	1 1/4 :462 1:11 1:503ft	*2 116	32 31 11 11	McCarron C J6	c25000	76-18	OnEydRomo,BouncngButtons,Muft	7	
29Sep85-12Pom	1 1/4 :471 1:374 2:153ft	5 112	25 24 25 25	Ortega L E3	H25000	—	Restage, One Eyed Romeo, Travet	7	
29Sep85—Bumped at 4 1/2, 2nd time around									
21Sep85-8Pom	6f:22 :45 1:171ft	2 116	65 67 65 44	Ortega L E3	25000	—	Slugfest, Rainbow's Cup, FiveNorth	8	
21Sep85—Broke in, bumped									
17Aug85-9Dmr	1 1/4 :47 1:113 1:424ft	4 115	2nd 1nd 2nd 32	Hawley S1	c32000	83-17	MrkInThSky,AlizBritin,OnEydRomo	9	
10Aug85-9Dmr	1 1/4 :462 1:103 1:43 ft	2 115	68 69 43 2nk	McHargue DG5	c25000	85-11	BouncngBttons,OnEydRomo,WrdC.	7	
10Aug85—Bumped late									
Feb 4 SA 5f st 1:013 h		Jan 17 SA tr 1/4 ft :484 h		Dec 31 SA tr 1/4 ft :483 h					

Also Eligible (Not in Post Position Order):**Ice Caper****BLACK C A**

Own.—Clear Valley Stables

		B. g. 7, by Icecapade—The Cabin II, by Habitat		Br.—Carl W A (Ky)		1986 2 0 0 0		\$1,650	
		Tr.—Shulman Sanford		\$25,000		1985 6 2 2 1		\$54,500	
		Lifetime 42 7 11 10		\$188,355		Turf 1 0 0 0		\$255	
15Jan86-3SA	6f:211 :43 1:152ft	3 116	810 812 811 78	Meza R Q0	50000	84-14	Coyotero, Zac K., Lord Pancho	10	
5Jan86-3SA	6f:22 :45 1:162ft	3 115	10121010 74 43	Black C A9	c40000	85-14	Juntura, Viron, Skookumchuck	10	
5Jan86—Veered in, bumped start									
16Jun85-1Hol	1 :451 1:094 1:344ft	*4-5 119	611 510 46 21	Pincay L Jr3	62500	97-02	Crystal Court,IceCaper,DancingKin	7	
24May85-6Hol	1 :441 1:094 1:344ft	*6-5 117	77 43 11 11	Pincay L Jr5	62500	99-07	Ice Caper, Espontaneo, Billikin	8	
16May85-7Hol	6f :224 :46 1:10 ft	7 117	88 87 56 44	Stevens G L7	Aw36000	93-08	MyFvoritMomnt,DonnrPrty,Dr.Rlity	9	
20Feb85-7SA	1 :453 1:10 1:351ft	3 114	411 43 43 32	McCarron C J6	Aw36000	89-17	Beldale Lear, Ocean View,IceCaper	6	
9Feb85-4SA	7f :23 :45 1:22 gd	5 114	67 55 43 2nk	McCarron C J1	Aw33000	90-20	UnbeknownsttoMe,IcCpr,Rosi'sK.T.	6	
3Jan85-5SA	6f:211 :44 1:16 ft	*1 120	817 812 41 12	Pincay L Jr4	62500	90-15	Ice Caper, Vencimiento, Juntura	8	
20Dec84-7Hol	6f :223 :45 1:102sy	9-5 116	48 32 1nd 12	McCarron C J2	62500	97-09	Ice Caper, Juntura, Firing Point	7	
29Nov84-4Hol	6f :231 :46 1:111ft	2 117	59 57 46 21	Pincay L Jr3	62500	91-11	UnbeknownsttoMe,IceCper,StndPt	7	
Jan 25 SA 5f ft 1:003 h		Dec 21 SA 6f ft 1:134 h		Dec 15 Hol 6f ft 1:124 h					
				Dec 9 Hol 5f ft 1:012 h					

9th Race 1 1/16 Miles \$25,000 Claiming

The last race in the Pic-6 presented a wide-open handicapping exercise. Because of the mix of class climbers and class droppers, we chose to use three horses on our ticket. In scanning the past performances, you'll probably agree this was no spot for a singleton.

Non-Contenders:

- #1 GOOD THOUGHT WILLIE - even with the slight class drop, this one would be hard pressed to challenge.
- #2 SYLVESTER ROAD - his Ak-Sar-Ben record doesn't make him fit here.
- #5 SNAAFY - ought to go back to \$16,000.
- #6 FOR HIMSELF - his two races off the layoff were terrible. For Himself evidently isn't "quite himself" (the editors wish to take this opportunity to apologize for Mr. Brohamer's sense of humor. Your patience and understanding is appreciated, both by the editorial staff and his family)
- #7 ONE EYED ROMEO - his form at Hollywood Park was o.k., but in his last race he dropped out of it too early for me.
- #12 MORSE CODE - terrible form (chart omitted).
- #13 ICE CAPER - classy enough, but dropping \$15,000 off a recent claim is hardly a positive sign. Would you offer a \$40,000 item for \$25,000? I think not.

The Contenders:

- #3 RUSHAD
- #4 SAPIENT
- #8 RAJABA
- #9 FOREIGN LEGION
- #10 BOLD INITIATIVE
- #11 WILD PLEASURE

Pace line selection:

- #3 RUSHAD - Dropping in class and gets a big rider switch. I chose to use his last race.
- #4 SAPIENT - this one's very difficult. The temptation is to use his race at \$40,000 and I'm not sure that choice is incorrect. What bothered me was the fact he'd been claimed off a win at \$32,000 and then promptly ran second in \$40,000 company. His fourth in allowance company was hardly a disgrace . . . so why is he in for \$25,000 today? This sequence suggests a deterioration in form. I used his last race as my pace line. If it puts him on top, so be it.
- #8 RAJABA - his last race.
- #9 FOREIGN LEGION - another question mark because of the claiming price manipulation. In his case, the drop to \$25,000 is merely to where the current owner claimed him. Use the last race; the previous was at a different track.
- #10 BOLD INITIATIVE - this guy's marginal at best. We used his last race.
- #11 WILD PLEASURE - he's over his proven Southern California level, but seems to be improving. His last was in the mud, so use the second back.

RACE NUMBER 9

DISTANCE = 8.5 FURLONGS

NAME	F 1	F 2	F 3	A P	E P	S P	T S	% E
=====								
P of R	58.27	52.40	49.60					
RUSHAD	56.54	54.10	49.32	54.08	55.67	52.49	53.61	53.03%
P of R	56.02	53.51	52.07					
SAPIENT	54.64	54.32	51.83	53.85	54.53	53.18	53.80	51.27%
P of R	56.94	53.65	51.11					
RAJABA	56.94	53.65	50.33	54.43	55.80	53.07	54.19	52.58%
P of R	55.92	54.75	50.99					
FOREIGN	55.81	54.75	50.76	54.28	55.45	53.11	54.09	52.21%
P of R	56.50	53.08	50.36					
BOLD	55.38	54.99	50.04	53.94	55.24	52.64	53.50	52.47%
P of R	55.68	53.85	51.64					
WILD	55.47	53.85	51.95	54.18	54.92	53.43	54.11	51.39%

RANKINGS

	A P	E P	S P	T S
===				
RAJABA	1	1	3	1
FOREIGN	2	3	3	2
WILD	3	5	1	2
RUSHAD	4	2	6	5
BOLD	5	4	5	6
SAPIENT	6	6	2	4

Rajaba is the "figure" horse here and deserves to be favored, not overlayed at 9/2. There are two minor problems with the horse as a strong selection. He is slightly over the % Early Energy par of 51.8% and is off the model of 2 - 4 - 2. In his favor is that his #3 Sustained Pace ranking is not far off of the #2 figure. Had he been a 1 - 1 - 2, he'd have been an apparent cinch. So can a 1 - 1 - and a close 3 be all that bad? I don't think so. For purposes of the Pic-6, we used the top three Factor W horses. At the win window we supported Rajaba and played him with with Foreign Legion in what turned out to be a badly underlayed exacta. No matter, the Pic-6 and 10 consolations more than made up for the underlay.

NINTH RACE
Santa Anita
FEBRUARY 8, 1986

1 1/4 MILES. (140%) CLAIMING. Purse \$21,000. 4-year-olds and upward. Weights, 4-year-olds, 120 lbs.; older, 121 lbs. Non-winners of two races at one mile or over since December 25 allowed 2 lbs.; of such a race since then, 4 lbs.; since November 11, 6 lbs. Claiming price \$25,000; if for \$22,500 allowed 2 lbs. (Claiming and starter races for \$20,000 or less not considered.)

Value of race \$21,000; value to winner \$11,550; second \$4,200; third \$3,150; fourth \$1,575; fifth \$525. Mutuel pool \$336,851.

Exacta Pool \$675,633.

Last Raced	Horse	Eqt.	A.	Wt.	PP	St	1/4	1/2	3/4	Str	Fin	Jockey	Cl'g	Pr	Odds \$1
11-Jan-86	*SA2 Rajaba	b	6	115	6	2	22 1/2	1 1/2	1 1/2	13 1/2	15	Hawley S	25000		4.70
12-Jan-86	*SA3 Foreign Legion	b	5	117	7	3	31 1/2	3 1/2	32 1/2	21 1/2	21 1/2	Kaenel J L	25000		5.50
25-Jan-86	*SA6 Bold Initiative	b	4	114	8	6	7 1/2	8 1/2	6 1/2	41 1/2	31 1/2	Shoemaker W	25000		9.60
31-Dec-85	*SA4 Rushad	b	4	114	3	7	6 1/2	7 1/2	7 1/2	52 1/2	42 1/2	Stevens G L	25000		8.30
15-Jan-86	*SA7 Ice Capar		7	110	11	9	11	11	9 1/2	72 1/2	5 1/2	Black C A5	25000		5.10
26-Jan-86	*SA4 Sapiant		4	118	4	5	4 1/2	4 1/2	2 1/2	3 1/2	6 1/2	McHargue D G	25000		3.60
1-Feb-86	*SA3 Wild Pleasure	b	5	115	9	4	5 1/2	5 1/2	4 1/2	6 1/2	7 1/2	McCarron C J	25000		8.50
19-Jan-86	*SA6 Good Thought Willy		4	116	1	8	9 1/2	10 1/2	11	92 1/2	8 1/2	Delahoussaye E	25000		9.30
2-Feb-86	*SA8 Sylvester Road	b	4	114	2	10	8 1/2	6 1/2	8 1/2	8 1/2	9 1/2	Patterson A	25000		42.30
4-Jan-86	*10Tup10 Morse Code II		7	115	10	11	10 1/2	9 1/2	10 1/2	10 1/2	10 1/2	Olivares F	25000		51.40
19-Jan-86	*SA9 Snaaty	b	4	114	5	1	1 1/2	2 1/2	5 1/2	11	11	Solis A	25000		27.00

OFF AT 5:05. Start good. Won ridden out. Time, :22 1/2, :46, 1:10 1/2, 1:35 1/2, 1:42 1/2. Track fast.

\$2 Mutuel Prices:
6-RAJABA 11.40 6.60 5.00
7-FOREIGN LEGION 6.40 3.80
8-BOLD INITIATIVE 5.80
\$5 EXACTA 6-7 PAID \$123.50.

Ch. g. by Bike—Rocky Raja, by Raja Baba. Trainer Mandella Richard. Bred by Morgan W H (Ky).

RAJABA was a pace factor from the start, took over entering the backstretch, drew clear on the far turn, responded when set down for the drive, then was ridden out in the final sixteenth while continuing to increase his lead. FOREIGN LEGION, three wide into the clubhouse turn while in contention, could not catch the winner but finished well enough for the place. BOLD INITIATIVE was three wide into the clubhouse turn while being outrun early, rallied three wide into the stretch but could not gain the necessary ground on the top two. RUSHAD was unable to generate the needed rally. ICE CAPER was never prominent. SAPIANT bumped with SNAAFY in the initial strides, recovered to race within easy striking distance to the far turn, then faltered. WILD PLEASURE, four wide into the clubhouse turn, was in a mildly threatening position on the far turn, came into the stretch four wide and also faltered. GOOD THOUGHT WILLY lacked early speed, raced five wide into the stretch and failed to enter contention. SNAAFY, bumped in the opening strides, recovered quickly to vie for the lead to the far turn, then gave way badly.

Owners— 1, Chandler & Wynne; 2, Murphy-Olson-Sasselli; 3, Dollar R R; 4, Forgnone-Levy-Marquis et al; 5, Clear Valley Stables; 6, Garelick Stables; 7, No Problem Stable; 8, Lubach R B & J W; 9, Neumeyer R J; 10, McKernan Shirley; 11, Future Stable-Benon-Levin.

Trainers— 1, Mandella Richard; 2, Murphy Marcus J; 3, Jordan James; 4, Vienna Darrell; 5, Shulman Sanford; 6, Kenney Martin; 7, Vienna Darrell; 8, Carlo Louis R; 9, Blaze Arturo; 10, Velasquez Danny; 11, Soriano Morris.

Overweight: Good Thought Willy 2 pounds.

Foreign Legion was claimed by MBM Enterprises; trainer, Hageman Walter; Rushad was claimed by Sugar Tomlin Stable; trainer, Tinsley J E Jr; Good Thought Willy was claimed by Simpson G; trainer, West Ted.

Scratched—For Himself (18-Jan-86 *SA11); One Eyed Romeo (5-Jan-86 *SA11).

\$2 Pick Six (1-2-10-8-1-6) Paid \$13,627.60 for 6 Wins including \$440,909.46 Net Carry-over; 56 Tickets. 5 Wins Paid \$229.60; 1,403 Tickets. Pool \$806,416.
 \$1 Pick Nine (3-3-9-1-2-10-8-1-6) Paid \$4,594.20 for 7 Wins; 6 Tickets. Pool \$137,970. Carry-over Pool \$82,699.22. Total Net Carry-over Pool \$262,479.07.

00 TOTE 300 TOTE 300
 |||| ||| || | || | || || ||||
 \$2 P/6 WHL : SANTA ANITA 2425
 1+2+4+6, 1+2+6, 4+6+ : RACE 4 FEB 08 86
 10, 8, 1+7, 6+7+9 : 039 802 216 BETS
 : 1321933 \$432
 |||||||| || |||||||| |||| || |||| |||| ||||
 TE 300 TOTE 300 TOTE 3

Throughout the text, it has been my intent to not only demonstrate the use of the model, but also to convey handicapping theory as applied to the Sartin Methodology. I hope I've convinced you of the enormous advantage to be gained by coupling the Methodology with the ability to pinpoint winning profiles. In 1984, along with my close friend Bud Reasner, we held the only ticket on a \$66,000 Pic-6. We won that amount on a \$20 ticket at the Pomona County Fair. What triggered the ticket? A "Brohamer Model" that disclosed a strong bias towards Sustained Pace. Included on the ticket was a \$75 winner who had shipped from the Sacramento Fair. The price of that horse alone makes the work worthwhile. It also tells us how few people are tuned into the process.



WINNING KEY RACES

In winning multiple race exotics, there are seldom more than two key races, and often only one, that spell the difference between cashing and tearing a ticket. Even the largest of our PIRCO Pick Six tickets, \$66,000, hinged on two races. Here are the two races won by the non-favorites on Feb. 8, 1986. Both Phase III and Ultra Scan picked the winner with little trouble.

PHASE III

These races were run on the Commodore 64 using the Brohamer Model program from the original Phase III formulas. Early Pace in a route is the half-mile time plus the second call time divided by two. In a sprint, it is the second call. Both Factor X and WX are included. I use them to separate ties and near ties. You will note that the raw, unadjusted figures are superior to the arbitrary adjustments I put in for demonstration purposes. They proved to be inaccurate, as the results show. Tom used the actual energy adjustments when he did the race, giving him the same result in the 7th race as would the raw figures, but improving Bombay Bartender in the fourth. With the Commodore readouts, Bombay became the top selection for a number of reasons, without any adjustments. His Early Energy relative

to his Factor W and other readouts was the closest to the actual win model. Booster was my second choice. However, Western Sport, with no recent line to recommend it, spoiled the Quinella with Booster running third.

BEFORE THE FACT - PAST PERFORMANCE CHARTS

*** COMPUGRAPH ***

NAME	IF	2F/2C	3F	*	RATE	**	EP	SP	FW	*	RATE	*
BOMBA	1	3	3	*	① 2.33	**	1	3	3	*	2.33	*
LA VE	3	2	4	*	② 3	**	3	4	2	*	3	*
BOOST	2	1	1	*	③ 1.33	**	2	1	1	*	1.33	*
DEAN	4	4	2	*	④ 3.33	**	4	2	4	*	3.33	*

*** BROHAMER MODEL ***

NAME	DIST. (ACTUAL)	OPEN ADJ. (ACTUAL#)	EP OR 2ND CALL (RANK)	SP (RANK)	FW (RANK)	BL. AT 2ND CALL (ACTUAL)	% EARLY (ACTUAL)
BOMBA	8.5	0	①	3	3	①.01	52.01
LA VE	8.5	0	3	4	2	1.5	52.27
BOOST	8.5	0	2	1	1	4.5	51.19
DEAN	8.5	0	4	2	4	7	51.73

=====

AVG..	8.5	0	2.5	2.5	2.5	3.25	51.8
-------	-----	---	-----	-----	-----	------	------

NAME	FW-RAN	FW	FX	FW/X	%EE	%LE	TE
BOMBA	52.6 ①	52.6 ③	53.4 ②	53 ②	x52.01	49.15	52.74
LA VE	52.81	52.81	52.76	52.79	52.27	47.82	52.71
BOOST	54.31	54.31	54.1	54.21	51.19	48.96	54.02
DEAN	52.45	⑤ 52.45	452.54	452.5	x51.73	47.81	52.81

BEFORE THE FACT - PAST PERFORMANCES

7th

*** COMPUGRAPH ***

NAME	IF	2F/2C	3F	*	RATE	**	EP	SP	FW	*	Low is best *RATE	*
ALIT	2	1	7	*	3.33	**	1	5	2	*	2.67	*
BLADE	6	2	1	*	3	**	4	1	1	*	2	*
FIRST	5	7	4	*	5.33	**	7	7	7	*	7	*
BLADE-Adj	7	3	2	*	4	**	6	2	4	*	4	*
HONDO	1	6	6	*	4.33	**	2	4	3	*	3	*
LESLI	3	4	5	*	4	**	3	6	6	*	5	*

*** BROHAMER MODEL ***

NAME	DIST. (ACTUAL)	OPEN ADJ. (ACTUAL#)	EP OR 2ND CALL (RANK)	SP (RANK)	FW (RANK)	BL. AT 2ND CALL (ACTUAL)	% EARLY (ACTUAL)
WALIT	6.41	0	1	5	2	0	53.5
BLADE	6	0	4	1	1	1	51.68
FIRST	6	-.26	7	7	7	6	51.93
BLADE-Adj	6	-.56	6	2	4	1	51.85
HONDO	6.41	0	2	4	3	3.5	52.73
LESLI	6.41	0	3	6	6	5.5	52.89
AVG..	6.18	-.149	4	4	4	2.43	52.39

AFTER-THE-FACT - FROM THE RESULTS CHARTS

7th

*** COMPUGRAPH ***

NAME	IF	2F/2C	3F	*	RATE	**	EP	SP	FW	*	RATE	*
ALIT	2	1	2	*	1.67	**	1	1	1	*	1	*
BLADE	1	2	3	*	2	**	2	2	2	*	2	*
NEL	3	3	1	*	2.33	**	3	2	3	*	2.67	*

*** BROHAMER MODEL ***

NAME	DIST. (ACTUAL)	OPEN ADJ. (ACTUAL#)	EP OR 2ND CALL (RANK)	SP (RANK)	FW (RANK)	BL. AT 2ND CALL (ACTUAL)	% EARLY (ACTUAL)
WALIT	6.41	0	1	1	1	0	53.38
BLADE	6.41	0	2	2	2	.5	53.35
NEL	6.41	0	3	2	3	3	52.98
AVG..	6.41	0	2	1.67	2	1.17	53.24

ULTRA SCAN

For Ultra Scan users, there is a separate Brohamer Model program under development. It will allow us to create a Model from Ultra raw, Ultra + Variant, Ultra (computer adjusted) and Ultra (user adjusted).

Here are the readouts on a preliminary version of the program.

ULTRASCAN

Program: COMBOSCAN*

RACE # 7

ADJ: NONE(RAW)

ULTRASCAN									
NAME	APV%	US	UV	EP	LP	FW	TE	TS	
PBLADE	0.00	<u>1</u>	4	3	1	2	1	1	
WALITI	0.00	<u>2</u>	2	1	4	1	2	2	
HOWDO	0.00	<u>3</u>	1	2	3	3	3	3	
LESLI	0.00	<u>4</u>	3	4	2	4	4	4	

RACE # 7

ADJ: COMPUTER

ULTRASCAN									
NAME	APV%	US	UV	EP	LP	FW	TE	TS	
PBLADE	0.00	<u>4</u>	4	4	1	4	4	1	
WALITI	0.00	<u>2</u>	3	1	3	2	3	3	
HOWDO	0.00	<u>1</u>	1	2	2	1	1	2	
LESLI	0.00	<u>3</u>	2	3	1	3	2	3	

RACE # 7

ADJ: MANUAL

ULTRASCAN									
NAME	APV%	US	UV	EP	LP	FW	TE	TS	
PBLADE	0.00	<u>1</u>	4	3	1	3	1	1	
WALITI	0.00	<u>2</u>	2	1	4	1	2	2	
HOWDO	0.00	<u>3</u>	1	2	3	2	3	3	
LESLI	0.00	<u>4</u>	3	4	2	4	4	4	

RACE # 4

ADJ: NONE(RAW)

ADJ: COMPUTER

ULTRASCAN										ULTRASCAN									
NAME	APV%	US	UV	EP	LP	FW	TE	TS		NAME	APV%	US	UV	EP	LP	FW	TE	TS	
BOMBA	0.00	2	2	1	3	3	3	3		BOMBA	0.00	1	2	1	3	1	1	3	
LAYER	0.00	3	4	2	4	2	2	2		LAYER	0.00	3	3	2	4	2	4	4	
BOOST	0.00	1	1	3	1	1	1	1		BOOST	0.00	2	4	3	2	4	3	1	
DEAN	0.00	4	3	4	2	4	4	4		DEAN	0.00	2	1	4	1	3	2	2	

XTRS-80-GCII-64K

A FINAL COMMENTARY

In the course of our free follow-up service and in our Beaumont, Calif. classroom sessions, Tom Brohamer and I, along with other PIRCO Charter Members, have ample opportunity to review client problems and answer questions. Problems of mechanics and comprehension are dwindling as the PIRCO support system expands. Today's problems focus increasingly on CONFIDENCE LEVEL. How to differentiate races where positive expectancy is optimal. Those who maintain an uninterrupted, accurate Brohamer Model do not pose these kinds of questions. They know that selections based on tight model fits most often produce winning investments. In certain cases, a model fit might belong so exclusively to one contender as to warrant wagering on only one horse.

Since it is well known that I prefer Nevada race books to race tracks as a source of income, I am often asked: "How do you keep a model on five tracks when playing 20 races a day?" The answer is that I use what is available and build on it. This means, quite simply, that I utilize ONE DAY'S results charts per track to determine the Early-Late pattern. After 11 years, I really don't need to validate the efficacy of Factor W in Phase III. I merely establish a ranking model on Early-Late based on the parameters of Win Energy and Early Percent established by a single day's results charts. This is my base. I will alter my

Early-Late perspective with the reality posed by each subsequent race. Within a short time, usually less than a day, I have a working model. Bankrolls grow very fast in Nevada, so I start small, often as low as \$2 on the high odds choice and \$3 on the low. However, these bets are duplicated at anywhere from four to eight books (or windows), so the actual starting point is never lower than \$8 and \$12. This is enough. Within three days, using the Kelly Criterion, bets will soar to the \$100 level. I NEVER, repeat NEVER, invest seriously unless I can be certain of a MINIMUM of 20 plays at a racetrack or 50 offtrack. Further, I NEVER quit on a loss. Only a win. This counters the oft-quoted criticism the "Using Kelly, you always lose your largest bet." Nonsense.

At a recent clinic, we posed the question to those using the Methodology: "What was your longest losing streak?" Most answered "Three." Two newcomers had experienced a streak of four in a row one time in the month they had been clients. These answers have remained constant over the years. There are those who foolishly begin serious wagering before digesting the material, and who have suffered longer losing streaks as a result. But those who digest and test before the battle seldom suffer more than an infrequent three losses in a row.

When I read the words of an alleged handicapping expert stating that everyone must learn to anticipate losing streaks of 17 and 18 in a row, I marveled and took momentary umbrage. I soon relaxed, secure in the knowledge that I most certainly am not an expert if I cannot manage to lose more than three in a

row. I'm also not a masochist. Only a masochist would suffer 17 losses in a row. And only a sadist would impose a methodology or betting strategy designed to accommodate that many consecutive losses.

Thus, with confidence born of long experience, I endure any momentary loss, always ending every wagering cycle on a win!

*

I hear a distant voice coming closer and louder; "Yeah, but whatif . . ." it cries. "Whatif is's a Sunday and the track's dark the next day?" I said BETTING CYCLE, not DAY. All of the manuals beseech you: Do Not Judge Your Proficiency By ONE Day At The Races!!!

The Shaman (medicine man) of our American Indian brothers teach that all life is a circle with no beginning or end. That the dawn is but a reflection of the sunset and the sunset the afterglow of the dawn. So let it be with your betting cycle. Let its Sun set on a win and Dawn on a new cycle, clean and fresh and free from the trauma of a loss.

More than any other concept available to the handicapper, the Brohamer Model provides the ingredient most missing in all systems and methods: the ability to adapt one's handicapping procedure to the realities of any given track, distance, condition or surface. It is your insurance policy that the method will work anywhere, anytime. It has the built-in capacity to tell you when to pass a race. i.e. when there are no Model fits or when there are too many.

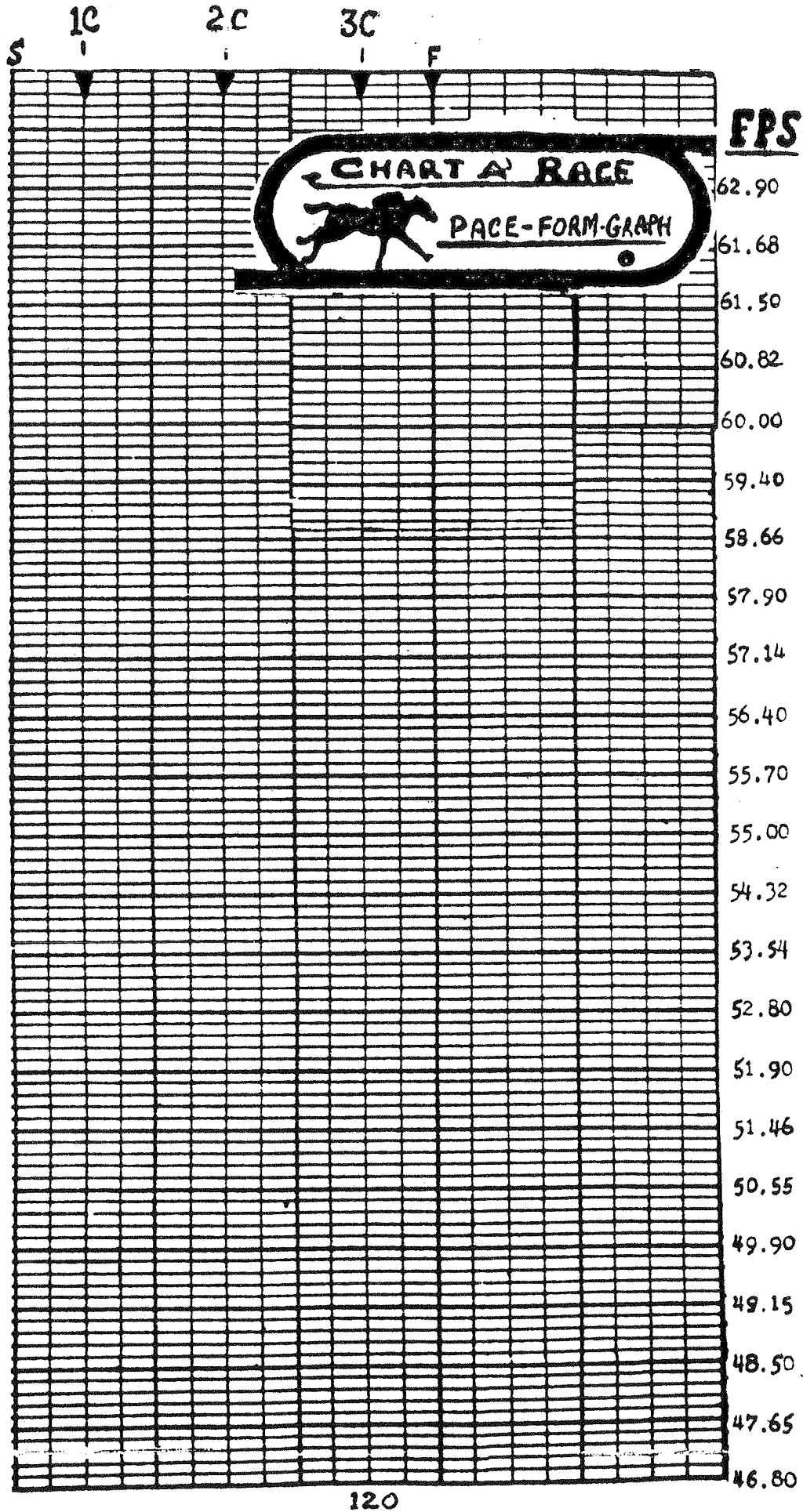
Often we hear that the Brohamer Regression technique could be readily and effectively applied to any set of four or five variables. Please, NO! The Brohamer Model is efficient only when applied to the four of five variables that are truly the most viable of the hundreds that exist.

If you allow personal prejudice and subjectively perceived "statistics" to warp your model, it cannot be effective. If you wish to become creative and develop your own Viable Variables, make certain they test out effective over thousands of instances. Then, and only then, can they be applied from a minimal data base. When we confuse subjective reality with the real thing, we had better have an independent income or a rich uncle.

Read Quirin. Comprehend thoroughly his testing procedures. If you can duplicate them, IF YOU WILL DUPLICATE THEM, then you're ready to make your own contribution. 99% of the people whose money we take to make our income have subjective opinions that are contrary to reality. If you like being a member of the majority, then join them. It's your money we'll be lining up to receive. Re-read the pages on Viable Variables. Digest fully the value of all the variables. Make your OWN DECISIONS, based on REALITY!

If you truly want to be a winner, you will then incorporate the Brohamer Model into your handicapping; for it is the ultimate check on reality. It measures your performance, the performance of the horses and the performance of the track. In the words of Jim "The Hat" Bradshaw, "IT'S STRONG!"

97-2681



The Sartin Methodology
Brahmer Model Worksheet

Win Model
Place Model

Brahmer Model
Phase III Worksheet


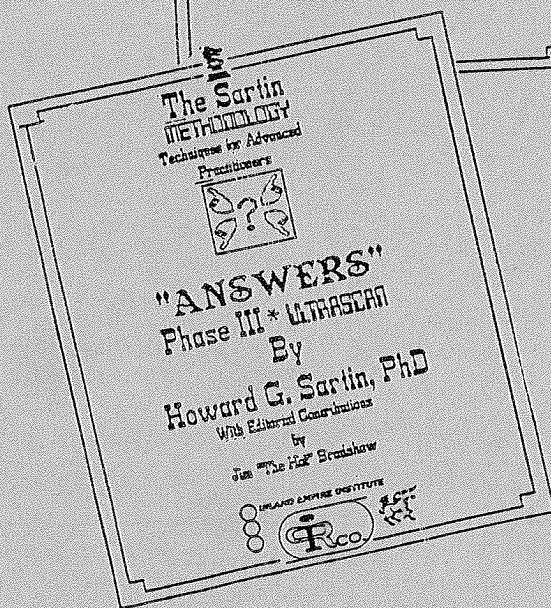

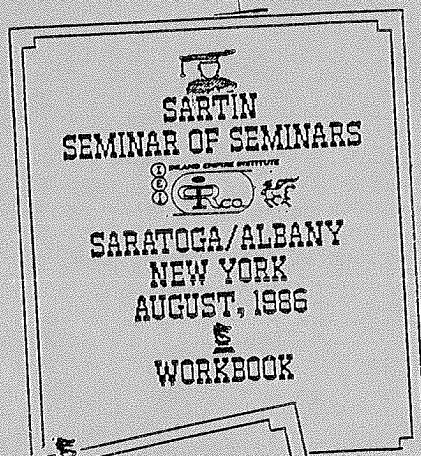
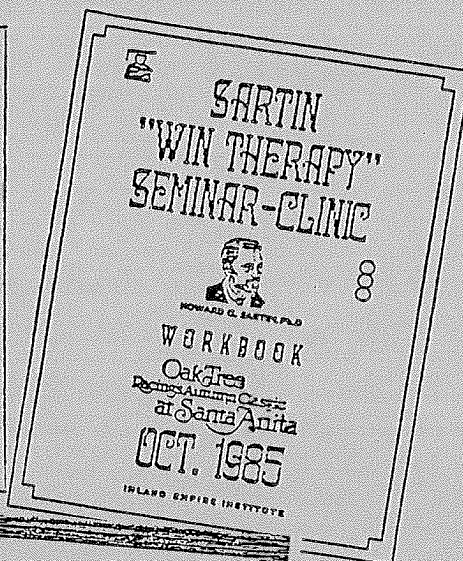
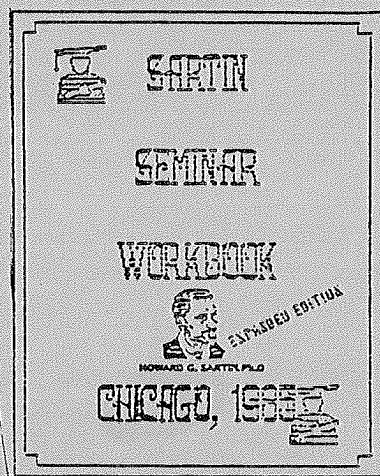
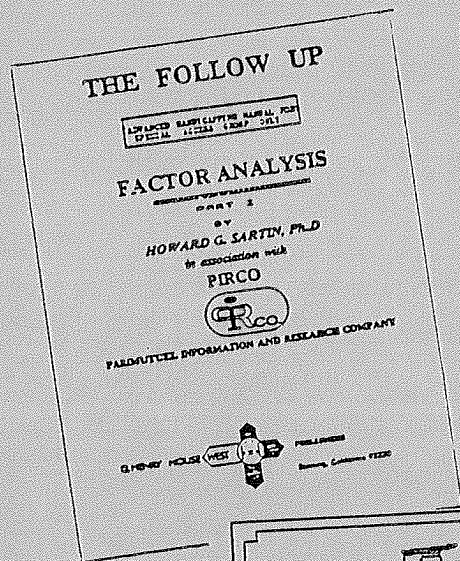
Factor:	Rank:				Summary
A.P.V:					
Factor "WT":					
Early Pace:					
Sust. Pace:					
Early %% :					
2nd Call BL's:					

Ultrascan

Factor:	Rank:				Summary
Ultra-Row					
Ultra + V					
Ultra Adj.					
Total Energy					
Early %% :					
Early Pace:					
Sust. Pace:					
A.P.V:					

The Brohamer Model is
#4 in the Sartin Methodology
Factor Analysis Series

*
Other Manuals of Interest



INLAND EMPIRE INSTITUTE
1390 East Sixth Street Suite #7
Beaumont, California 92223