

THE SARTIN METHODOLOGY

Las Vegas

spring '93

**SEMINAR
WORKBOOK**

O. HENRY HOUSE, INC./PIRGO · 1390 E. 6TH ST. #5 · BEAUMONT, CA 92223

LAS VEGAS — JUNE 1993

The Theme for this Seminar
is... **THERE ARE MANY
WAYS to SKIN a CAT!**



In Modern Pace Handicapping
Tom Brohamer made the
point that the
Sartin Methodology
was not a system but
a method that allowed each
user to adapt it to his/her
OWN STYLE.

All races in this workbook
were handicapped and won,
NOT by Charter or
Teaching members,* but by
Clients with varying degrees
of subjective techniques. *

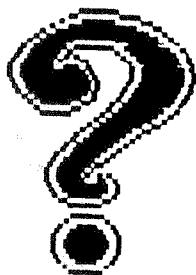
*Note: The one exception to
this is Vic Palermo.
And his races were done
BEFORE his first appearance
as a Teaching Member.

Our format for this Seminar
will be to offer a wide
range of SYMPOSIUMS
addressing the most asked
about subjects.

The symposium members will
NOT be addressing races
THEY won from THEIR
perspective. So they will
have to evaluate each race
objectively and from
a client perspective.
It should be FUN!

*

The teachers may agree or
firmly disagree with the
way the contributing clients
approached their races.
They may feel that certain
approaches might be
inappropriate over the long
haul. Who Knows?



QUESTIONS?

A Symposium format is designed for questions.

HOWEVER, since each session is being Audio taped, and certain key one's

VIDEO taped, we ask that you submit your **????**

in **WRITING**. The moderator of each panel will then ask your question,

succinctly posed, to the panel for equally succinct

ANSWERS. This way, **ALL**

??? will be heard over the speakers by **Everyone**.

Please comply.

TOM RENNER SKINS THE CAT THE LONG WAY FOR A LONG SHOT

SPORTSMAN'S PARK PAST PERF

6
6 FURLONGS
SPORTSMAN'S PARK

6 FURLONGS. (1.09) CLAIMING. Purse \$5,800. 3-year-olds and upward, non-winners of two races. Weight, 3-year-olds, 113 lbs.; older, 122 lbs. Non-winners of a race since March 14 allowed 3 lbs.; of a race since February 14, 3 lbs. Claiming price \$5,000. (Winners preferred.)

LASIX—Perfect Model, Quick Play, Sullivan's Halo, T Wayne, Alamgir Too.

Perfect Model

Own.—Crech Betty & Charles

23Mar93	3Spt sly	6f	.222	.461	1:11	Cim	5000
27Dec92	3Haw fst	6f	.23	.461	1:184	3+	Cim 5000
10Dec92	5Haw fst	6f	.231	.471	1:202	3+	Cim 5000
27Nov92	3Haw fst	6f	.23	.463	1:194	3+	Cim 5000
27Nov92	Awarded fourth purse money						
12Nov92	3Haw fst	170	.49	1:162	1:48	3+	Cim 5000
4Nov92	2Haw fst	6f	.224	.462	1:184	3+	Mid 7500
25Sep92	5FP fst	6f	.23	.473	1:15	3+	Mid 3000
15Sep92	3FP fst	6f	.224	.472	1:147	3+	Mid 3000
3Sep92	10FP fst	6f	.223	.464	1:131	3+	Mid 3000
12Aug92	2FP fst	6f	.224	.472	1:14	3+	Mid 3000

12Aug92 Placed sixth through disqualification

Ch. g. 4, by Positiveness—Sweet Catherine, by Go to the Bank
\$5,000 Br.—Crech Charles (Mo)
Tr.—Sinclair Nathan (28 1 2 9 .04)

Lifetime	1993	1	0	0	1	\$6,381
13 1 2 3	1992	12	1	2	2	\$5,541
						\$6,179
	Wet	2	1	0	1	\$3,818
60 3 2 22 22 22 34	Bourque C C	Lb	117	7:10	85-10	Mr. Abbott 117 1 Pronuncite 117 1 Perfect Mod 117 Faded 9
41 9 8 12 11 11 10 1 7 7	Valenzuela F H	L	117	25.50	75-17	SppltdV115 1 HBBAtb109 1 PrclPt117 Pass beaten ones 12
47 6 10 11 9 8 11 7 7 5 8	Lowrance C G	Lb	120	12.40	65-28	EternllyRoy112 1 Quick Ply 115 2 PecfulSlp117 Mild rally 12
47 4 6 7 4 9 6 4 4 1 5 4	Zuniga J E S	Lb	114	2.80	72-21	Quick M. 109 2 Ace's Rhule 117 1 Eltin 117 Flattened out 10

LATEST WORKOUTS

Mar 19 Spt 5f fst 1:04 1/2 B

Mar 14 Haw 3f fst :39 B

Quick Play

Own.—Pleasure Farms

5A 93	7Spt fst	6f	.233	.481	1:132	3+	Cim 5000
27Mar93	3Spt sly	6f	.222	.461	1:11	Cim	5000
1Dec92	5Haw fst	170	.50	1:164	1:48 2	3+	Cim 5000
20Dec92	3Haw fst	6f	.23	.461	1:184	3+	Cim 5000
18Dec92	6Haw fst	6f	.224	.46	1:172	3+	Cim 5000
11Dec92	5Haw fst	6f	.231	.471	1:202	3+	Cim 5000
27Nov92	3Haw fst	6f	.23	.463	1:194	3+	Cim 5000
27Nov92	Awarded third purse money						
20Nov92	6Haw fst	6f	.23	.463	1:193	3+	Cim 5000
27Oct92	1Haw fst	6f	.221	.451	1:102	3+	Cim 5000
20Oct92	6Haw fst	6f	.224	.454	1:18	3+	Cim 7500

Ch. c. 4, by Bold Play—Quick Commercial, by T V Commercial
\$5,000 Br.—Huckabay Jackie D Dr (La)
Tr.—Creggett Floyd (2 0 0 0 .00)

Lifetime	1993	2	0	0	0	\$348
27 1 3 4	1992	25	1	3	4	\$12,386
						\$12,744
	Wet	7	1	0	1	\$6,036
28 9 10 9 8 7 8 8 7 7	Sorrows A G Jr	L	117	12.70	72-18	Pronuncite 117 2 SnorSilvr 114 4 FrogTownDr 117 No factor 10
56 4 8 5 4 4 4 5 4 4 6 1	Sorrows A G Jr	L	117	7.70	85-10	Mr. Abbott 117 1 Prcl 117 2 PrclMod 117 Improved position 9
47 11 8 8 7 7 7 6 7 5 5 1	Meza N	L	115	17.20	53-29	PrncHrcrn 117 4 Mdbcm 112 2 HBBAtb 109 Wide 1st un 12
2 11 1 7 2 7 5 12 16 12 2 3	Meza N	L	115	*1.70	58-17	SppltdV115 1 HyBbyAtb 109 1 PrcklyPl 117 Faltered 12
59 5 6 7 6 6 6 4 3 3 1	Medina N R	L	115	2.10	86-12	OronoColor 119 1 3 ColonOts 114 1 Quick Ply 115 Mild rally 10
65 10 6 7 4 5 4 2 2 2 1	Medina N R	L	115	6.00	73-28	EternllyRoy112 1 Quick Ply 115 2 PecfulSlp117 Wide rally 12
52 2 4 4 3 3 2 1 4 2 1	Meza N	L	114	3.50	74-21	Quick M. 109 2 Ace's Rhule 117 1 Eltin 117 Led briefly 10
57 11 2 4 5 4 7 3 2 2 3	Meza N	L	114	8.90	75-22	Alyrivo 116 3 Quick Play 114 4 Eltin 117 Mild rally 12
66 2 3 4 3 4 4 3 2 2 1	Meza N	L	113	39.00	89-12	Shirly'sSurpr 118 1 Quick Ply 113 4 VntDngz 122 Willingly 10
41 1 3 2 2 3 2 7 10 10 1 2	Meza N	L	113	82.00	73-18	BecauseHe'sGray 108 1 Ry'sHope 114 2 Eltin 117 Thru early 10

Sullivan's Halo

Own.—Kleeman George & Sandi

27Mar93	10Spt fst	6f	.222	.461	1:12	3+	Cim 5000
19Mar93	5Spt fst	6f	.221	.46	1:12	3+	Cim 10000
7Jan93	6FG fst	6f	.214	.46	1:121	Cim	10000
30Nov92	7AP fst	1	.463	1:123	1:394	3+	Cim 7500
10Jun92	1AP fst	6f	.22	.453	1:181	Cim	7500
31May92	7AP fst	7f	.224	.461	1:241	Cim	9000
13Mar92	3AP fst	1	.474	1:134	1:392	Cim	7500
30Apr92	5Spt fst	1	.474	1:142	1:402	3+	Cim c 5000

30Apr92 Claimed from Golden Rook Stable, McGrath Gerard D Trainer

Ch. g. 4, by Miswaki—Halo Reply, by Halo
\$5,000 Br.—Golden Richard L (Md)
Tr.—Tomello Thomas F (72 5 7 13 .07)

Lifetime	1993	3	0	0	0	\$648
19 1 1 2	1992	11	1	1	2	\$7,668
						\$8,976
	Wet	2	0	1	0	\$1,968
47 4 8 8 7 7 5 7 4 5 1	Castanon J L	Lb	119	5.40	80-16	TirsPrnc 119 4 Shprcr 119 4 LpssKdd 119 Improved position 8
49 3 7 8 7 7 4 1 1 5 3 3	Castanon J L	Lb	119	3.30	72-17	FrdyFlt 119 4 Cln 5 Prnc 114 4 Bgnlt 5 by 119 Stumbled st 8
47 3 3 2 5 3 6 6 7 7 9	Laviolette B S	Lb	117	106.30	74-10	DIWlthHr 119 2 PrPrAc 117 4 StrLPrspct 117 Forc'd out, st 12
29 12 3 6 3 5 5 7 10 7	Barton D M	Lb	108	52.30	58 29	WellTbdt 114 4 EvrRsc 117 4 Tunntonight 117 5 wide turn 12
40 2 6 8 12 8 13 7 14 6 1 2	Stewart J S	Lb	111	23.40	68-14	BdFrL 111 19 1 PrspctPr 116 1 1 CptCJL 116 Late wide bid 8
36 7 4 7 5 7 4 2 8 1 7 1	Rivera H Jr	Lb	114	55.30	64-16	Shibi'sBby 117 4 CsLupBoy 119 4 FlshyFurrn 117 Faltered 10
41 5 2 3 1 3 3 3 4 4 1 1	Velasquez J	Lb	116	6.40	58-25	CsLpBoy 119 1 3 PrncPlythng 116 4 Almgr 1116 Wide, tired 8
41 7 4 4 4 4 4 3 4 4 7 9	Frazier R L	Lb	113	4.90	78-10	LtLChrmr 116 3 WhyW 116 2 1 MdScrb 116 Crowded start 10
57 9 6 5 7 7 6 6 4 2 4	Frazier R L	Lb	113	12.30	80-11	PolntDncr 117 4 Sullivan's Halo 113 3 MilowAc 114 Wide rally 10
53 9 2 5 5 5 5 5 3 4	Valenzuela F H	Lb	115	3.20	85-10	PlyHouse 117 2 PltGrcon 117 3 Sullivan's Halo 115 Mild rally 10

T Wayne

Own.—Magray Cindi

7Apr93	7Spt fst	1 1/8	.484	1:143	1:461	3+	Cim 5000
24Mar93	6Spt gd	1	.473	1:132	1:382	3+	Cim 5000
17Mar93	15Spt fst	1	.50	1:154	1:421	3+	Cim 5000
19Feb93	11Am fst	1 1/8	.473	1:141	1:474	Mid	5000
6Feb93	11Am fst	6f	.231	.471	1:132	Mid	5000
30Jan93	11Am fst	6f	.23	.47	1:124	Mid	6500
8Jan93	8TAm sly	7f	.23	.472	1:272	Cim	7500
29Dec92	11Am fst	1 1/8	.482	1:141	1:474	3+	Cim 10000
19Dec92	11Am fst	6f	.23	.461	1:112	3+	Mid 7500
14Dec92	1Pha fst	6f	.224	.474	1:141	3+	Mid 8000

Re. c. 4, by True Colors—Truffaut, by Al Hattab
\$5,000 Br.—Martin Lynne (Fla)
Tr.—Magray Cindi (11 1 1 1 .09)

Lifetime	1993	7	1	1	1	\$2,631
20 1 4 1	1992	11	M	3	0	\$2,451
						\$5,212
	Wet	3	0	0	0	\$35
37 7 5 5 7 5 5 8 14 7 1 3	Zuniga J E	L	119	3.20	66-13	Mdbcm 117 5 1 MjrPh 117 4 AllOrNrh 117 Dropped back 9
46 6 8 8 11 7 7 7 7 7 1 3	Bourque C C	L	119	3.90	71-14	NghmRomo 117 1 3 PcOnHid 117 4 RnEmOvr 117 No factor 9
52 2 2 2 1 3 3 1 1 5 1	Bourque C C	L	122	*2.00	71-25	ThPprrtKd 119 4 PcfSlp 119 4 Mdbcm 117 1 1 Bobbled start 6
61 2 5 4 5 3 2 1 1 1 1	Henry W T	L	120	*1.00	84-13	TWyn 120 4 StormFortn 120 2 Trn'sMsn 120 Ridden out 10
42 8 7 9 1 4 4 1 1 1 1	Henry W T	L	120	*7.00	84-11	DncngWhrl 120 4 BowloPleasure 120 1 TWyne 120 Fin well 11
53 10 7 5 2 3 2 1 2 1	Henry W T	Lb	114	*2.00	87-11	DrthInvd 114 1 TWyn 114 4 BowloPleasure 120 1 Second best 10
36 6 3 6 4 5 5 5 5 1 1	Henry W T	Lb	116	3.20	71-18	BlyForYo 113 2 SndthLn 110 1 Hyprbrn 116 No response 7
42 6 4 3 2 3 2 3 4 4 6	Gomez E R	Lb	114	4.00	72-23	ThisBrllnt 114 1 LIDD 114 1 CRBdgr 114 Carried on str 7
53 1 2 3 1 4 3 3 3 2 3	Gomez E R	Lb	118	*2.70	85-13	ImperlMessge 118 3 TWyn 118 1 TimforTylor 114 2nd best 9
42 7 6 8 7 7 3 3 2 3	Vignotti M J	Lb	119	7.90	66-25	ConvntEcus 112 4 TWyn 119 4 FltSprn 120 Second best 11

LATEST WORKOUTS

Apr 4 Spt 4f fst :50 1/2 B

Morning Angelus

Gr. g. 4, by Dare That Alarm—Loving Mother, by Bold Moor

\$5,000 Br.—Wiersum Fred & Marleen (Fla) slop

Own.—Varnes Marlon & Wiersum Marleen
27Apr93 3Spt sly 6f .222 .461 1.11 Clm 5000
27Apr93 10Spt sly 6f .222 .461 1.12 3+ Clm 5000
27Apr93 3Spt sly 6f .222 .463 1.111 3+ Clm 5000
1Feb93 1Spt sly 1 .48 1.141 1.402 3+ Clm 5000
29Dec92 3Hawfst 6f .231 .47 1.192 3+ Clm 7500
19Dec92 6Hawfst 6f .224 .46 1.172 3+ Clm 5000
30Dec92 2Hawfst 6f .232 .482 1.221 3+ Clm 7500
26Nov92 2Hawfst 6f .223 .462 1.203 3+ Md 7500
3Nov92 6Hawfst 6f .224 .462 1.433 3+ Md 7500
25Oct92 2Hawfst 170 .464 1.124 1.433 3+ Md 10000

Tr.—Yaner Meses R (71 7 5 9 10)
38 9 7 99 913 913 813 Becker K 117 6 90 077-10 Mr Abbott 171 Pronuncit 1173 PfrctMod 1171 Wide trip 9
43 6 5 44 431 25 671 Meier R b 119 15 40 79-16 Taylor Sprncel 1194 Shipwcrkr 1194 LmpssKidd 119 Weakened 8
41 4 9 911 891 712 713 Rivera H Jr b 119 10 90 77-13 JC's Tobn 1147 Shipwcrkr 1194 RPRCS 119 Unprepared start 9
22 1 2 27 67 613 624 Razo E Jr b 119 10 80 57-16 Eastern Pluck 1194 Bid 1194 Peace On Hold 122 Faltered 6
32 2 9 96 991 814 9174 Woodley J B b 120 40 80 61-26 Intrng Song 1205 Cln's Prnc 1101 Mm's Lv Wr 120 Outrun 10
47 2 7 53 431 34 54 Woodley J B b 120 10 00 80-12 Ororo Color's 1191 Colon 11141 Qck Ply 115 Weakened 10
46 10 9 831 52 114 Meier R b 118 *120 65-30 Mornng Anglus 1184 Hto Bb 1204 Frog Town Dnr 118 Wakened 11
49 11 3 731 491 2nd 271 Woodley J B b 117 3 80 71-26 Mm's Lv Wr 1171 Mnn Anls 117 Spshct 120 Saved ground 12
47 6 8 76 54 36 313 Torres F C b 116 *250 70-22 Ororo Cln's 1201 Phn Kng 1161 Mnnng Anglus 116 Even finish 12
48 10 4 34 32 513 753 Torres F C b 116 33 20 76-20 Bibeth's Grnp 1161 Lerf me-r 1133 Buck's Nick 116 4 wide 12

Frog Town Diner

DK. b. or br. g. 4, by Water Bank Blue Ray, by Transworld

\$5,000 Br.—Funnit Stable (Minn)

Own.—Erban Steven
7Apr93 7Spt sly 6f .233 .481 1.132 3+ Clm 5000
7Apr93 3Spt sly 6f .222 .461 1.11 Clm 5000
7Mar93 10Spt sly 6f .222 .461 1.12 3+ Clm 5000
31Oct92 5Hawfst 170 .50 1.164 1.482 3+ Clm 5000
24Oct92 3Hawfst 6f .23 .461 1.184 3+ Clm 5000
20Oct92 6Hawfst 6f .223 .452 1.20 3+ Md 7500
9Oct92 2Hawfst 6f .232 .482 1.221 3+ Md 7500
26Nov92 2Hawfst 6f .223 .462 1.203 3+ Md 7500
30Oct92 2AP fst 6f .223 .454 1.104 3+ Md Sp Wt
30Oct92 6Cby fst 6f .223 .463 1.12 3+ Md Sp Wt

Tr.—Houghton Roy D (43 6 5 4 14)
43 4 5 521 421 313 313 Lasala J b 117 26 70 78-18 Prncnt 1173 Snor Slvr 1144 Frog Town Dnr 117 Good effort 10
53 1 6 44 351 45 571 Meier R b 117 20 20 83 70 Mr Abbott 1171 Prncnt 1173 PfrctMod 1171 Saved ground 9
19 8 1 55 551 810 816 Miller S E b 119 23 10 63-16 Taylor's Prncel 1194 Shipwcrkr 1194 LmpssKidd 119 Faltered 8
41 9 1 13 21 731 991 Miller S E b 120 26 50 49 29 Prnc Hrcn 1171 MDbycm 1120 HyBby Atb 109 Faltered 12
47 2 7 61 64 33 54 Meier R b 120 16 50 78-17 Spnt 1115 H Bb Atb 109 Prcl Pt 117 Lacked late bid 12
37 11 2 44 104 134 114 Meier R b 118 2 50 76-19 Frog Town Dnr 1181 Or Ry Prnc 1185 Mnnng Anglus 118 Driving 12
33 9 10 52 42 33 35 Norwood J K b 118 9 60 58-30 Mnnng Anglus 1184 Hto Bb 1204 Frog Town Dnr 118 Bobbled start 11
31 5 9 107 991 911 710 Gald D b 117 11 20 62-26 Mm's Lv Wr 1171 Mnnng Anglus 117 Spshct 120 Mild rally 12
35 2 2 69 64 611 820 Baird E T b 20 29 30 69-17 Gilry Minstr 1207 Silvr Prt 1204 Chf Surgon 120 Tired inside 8
41 3 3 22 21 32 35 Essman D W b 116 3 50 77-19 Drso Dncr 1164 Cdnin Chf 1205 Frog Town Dnr 116 D-d, faded 7

Alamgir Too

DK. b. or br. g. 4, by Nice Catch—Sharaj, by Capital Idea

\$5,000 Br.—Sengupta Patricia (Fla)

Own.—Parmelee Carolyn & Renee
28Apr92 7Hawfst 6f .231 .47 1.192 3+ Clm 7500
30Dec92 7Hawfst 170 .484 1.153 1.47 3+ Clm 5000
18Nov92 3Hawfst 170 .49 1.162 1.48 3+ Clm 5000
21Oct92 1Hawfst 170 .48 1.134 1.424 3+ Clm 5000
9Oct92 6AP fst 1 .46 1.114 1.394 3+ Clm 7500
25Sep92 3AP fst 1 .464 1.121 1.38 3+ Clm 7500
35Sep92 3AP fst 1 .483 1.134 1.521 3+ Clm 5000
14Aug92 2AP fst 1 .483 1.14 1.532 3+ Clm 7500
31Jul92 7AP gd 1 .462 1.131 1.404 3+ Clm 7500
24Jul92 7AP s 6f .23 .471 1.203 3+ Clm 7500

Tr.—Clito Gene (88 14 11 9 16)
49 10 1 621 43 461 510 Bourque C C Lb 114 34 80 69 26 Intrng Song 1205 Cln's Prnc 1101 Mm's Lv Wr 120 Faded 10
25 6 3 411 611 101 1014 Zuniga J E Lb 109 3 40 47 34 Sophistic 1144 Wild Adm 1144 Goldn Hw 116 Tired inside 11
43 1 5 411 32 113 32 Silva C H Lb 114 *160 59 26 Auspicious 1170 Harpster 1192 Alamgir Too 114 Faded 9
54 5 1 12 11 213 36 Silva C H Lb 113 2 80 81-10 Sncontry Jwly 1133 R's Fry 1142 Almrg To 113 Faded inside 10
49 3 4 44 53 37 78 Silva C H Lb 113 4 80 59 27 BlW Will 1083 F'sson 1171 mDoll's Short 108 Saved ground 10
51 5 1 13 11 21 293 Silva C H Lb 113 4 00 67 25 Cupd's Choc 1121 Almrg To 1133 mDoll's Short 107 Faded 10
55 6 1 121 11 35 5113 Silva C H Lb 112 13 60 61 22 Seize 1177 Split Shot 1170 Position Unclear 117 Faded rail 8
56 4 1 11 104 32 39 Silva C H Lb 113 7 20 58 33 Willow Ac 1104 Cop D Thtr - Fr 1175 Almrg To 113 Faded rail 8
28 5 9 911 812 814 814 Silva C H Lb 113 8 00 48 31 Ashly Gry 1170 Exotic Rolfs 1223 Pronuncit 114 No rally 11
48 10 10 84 81 812 9101 Silva C H Lb 113 6 10 58 28 Lobogo 1120 Ry's Hope 1173 H's Southrn 114 Tired inside 12

Winning Grin

B. c. 3(Mu.), by Naska Drummer—Boulingier, by Ramirez

\$5,000 Br.—J & R Ranching of Lake Park Inc (Minn)

Own.—Rhone Bernell B
9Apr93 5Spt sly 6f .22 .461 1.124 Clm 12500
29Mar93 6Spt sly 6f .224 .47 1.112 3+ Clm 12500
24Jul92 4AsD fst 5f .224 .47 1.00 Md 10000
10Jun92 4AsD fst 4f .232 .473 Md Sp Wt

Tr.—Rhone Bernell (43 0 4 5 00)
29 3 8 67 771 573 891 Focareto S b 115 50 00 72 — Grc Dnd 1151 Ncs F 1151 Scss Unpctd 112 Dropped back 10
14 2 5 671 741 891 821 Becker K b 114 57 70 68 10 Quilty Runnr 1121 Twilight Still 1173 Chf Surgon 117 Outrun 8
36 3 4 104 10 11 12 Whetstone P S b 20 23 65 88 14 Wnng Grn 1207 Vng Dbl 1150 Mtn Gm 117 Driving inside 9
-0 3 2 671 781 813 Lucita F b 120 6 40 81-14 CpTuron 1207 Syp 1151 Ldy With Rsn 118 Mild steady trn 8

Real Wonderful

Ch. g. 3(Mu.), by Real Courage—Indian Saga, by Assagai

\$5,000 Br.—Meadowbrook Farms Inc (Cal)

Own.—Stewart Chad
30Oct92 3Tdn fst 6f .23 .471 1.134 Md Sp Wt
15Oct92 4Tdn mv 6f .231 .472 1.14 Md Sp Wt
8Oct92 3Tdn fst 5f .231 .473 1.071 Md Sp Wt
30Sep92 4Tdn f 1 5f .23 .473 1.061 Md Sp Wt
28Aug92 3Cby fst 6f .223 .462 1.12 Md Sp Wt
15Aug92 2Cby fst 6f .223 .463 1.132 Md Sp Wt
31Jul92 4Cby fst 5f .223 .472 1.072 Md Sp Wt

Tr.—Warhol Rhoda Ann (—)
48 9 1 41 121 13 13 Warhol V L Bb 118 4 60 76-19 Real Wonderful 1183 Whiz Biz 1184 Time Spent 118 Driving 10
44 7 2 421 411 221 321 Warhol V Bb 118 2 90 72-18 Pussy Foot 1182 Mc Mnnv 1118 RIWondr 1118 Good try 7
40 7 7 64 481 361 341 Warhol V L Bb 118 11 90 85-17 New Yer 1184 Tip's Express 118 RIWondr 118 Ralled 12
27 8 2 791 610 510 513 Warhol V L Bb 118 5 60 81-09 Dybrk Exrss 118 Mncy's Crk 11810 Mc Mnnv 1118 No factor 8
40 5 7 461 351 261 38 Warhol V L Bb 118 4 60 75-18 Irsh Mm 1157 Dr. Dn's Pc 1181 RIWondr 1118 Brushed start 8
33 2 6 551 53 341 211 Warhol V L Bb 118 *2 10 74-17 Monzoom 1181 Real Wonderful 1182 Erlick 118 Gaining 8
31 1 7 511 571 55 311 Warhol V L Bb 118 6 20 75-22 Hllw Hopfl 1181 Snt Ac 118 RIWondr 1118 Closed well 7

#	NAME	LN	DIST	SR	V	=	SR	V	=
N									
X 1	PERFECT	1	6.0	86	10	X 96 X	X 5 MORNING	2	6.0 77 16 X 95 X
100 2	QUICK PL	1	6.0	72	18	90	X 6 FROG TOW	1	6.0 78 18 X 96 X
X 3	SULLIVAN	1	6.0	80	16	X 96 X	NO 7 ALMGIR T	1	6.5 (9) 26 (10)
NO 4	T WAYNE	1	6.0	78	14	92	NO 8 WINNING	1	6.0 68 10
NO 5	MORNING	1	6.0	77	10	87	X 9 REAL WON	1	6.0 76 19 95 X







slop

#	NAME	DIST.	1ST CALL.	2ND CALL.	FIN. CALL.	1st R/L	2nd B/L	Stretch B/L	Final B/L
1	MOR-S	6.0	22.2	46.1	111.0	9.00	9.00	9.00	9.00
2	MOR-2	6.0	22.2	46.1	112.0	4.00	3.50	5.00	7.25
3	FROG	6.0	22.3	48.1	113.2	2.25	2.25	1.50	1.25
4	PER-2	6.0	23.0	46.1	112.1	7.75	9.00	8.25	6.50
5	PER-4	6.0	23.0	46.3	113.1	4.75	6.75	1.25	4.75
6	SULLI	6.0	22.2	46.1	112.0	9.00	5.75	7.00	5.50



















COMPOSITE RATINGS

Name	Mpr	Lpr	Cpr
MOR-S	80.0	87.0	167.0
MOR-2	85.5	77.2	162.8
FROG	76.8	85.0	161.8
PER-2	80.0	82.1	162.1
PER-4	80.3	79.2	159.4
SULLI	83.3	81.3	164.5

APV
 1 PERFECT MOD E/P
 2 QUICK PLAY SUS
 3 SULLIVAN'S SUS
 4 T WAYNE P
 5 MORNING P
 6 FROG TOWN D
 7 ALM GIR TOO E
 8 WINNING GRI E
 9 REAL WONDER E

81.9-6		1 MOR-S
137.3-1		2 MOR-2
133.0-2		3 FROG
50.4-9		4 PER-2
119.1-4		5 PER-4
119.2-3		6 REAL
96.0-5		
51.7-8		
77.7-7		

EXDC DECELERATION

			1 MOR-S
			2 MOR-2
			3 FROG
			4 PER-2
			5 PER-4
			6 REAL

EP

MP

IP

ΣNTROPY



DREAM RACE VELOCITY PARS

Name	F 1	F 2	F 3	S C
FROG	100.005 X	91.268	99.485	96.648
MOR-2	99.908	97.877	95.350	100.000 X
REAL	98.753	96.950	94.069	99.484
SULIV	98.338	98.654	96.483	99.273
MOR-S	98.046	97.401	100.000	97.987
PER-4	97.507	98.393	94.667	98.584
PER-2	96.303	100.002 †	96.253 †	98.438

Name	Total	Median	Dte	
MOR-S	165.94	67.99	98.442	Aberrant
SULIV	164.95 1	68.52	97.856 1	
MOR-2	164.82 2	68.81	97.781 2	
PER-2	164.40 3	68.27	97.533 3	
PER-4	163.35	68.14	96.907	
FROG	163.32	66.57	96.888	
REAL	162.94	68.08	96.663	

SCRATCH ==> MOR-S 1
(Y)es (N)o Y

SCRATCH ==> PER-4 4
(Y)es (N)o Y





SCRATCH ==> REAL 6
(Y)es (N)o Y

ΣNTROPY















Name	Total	Median	Dte
SULIV	164.87	68.59	98.015
MOR-2	164.74	68.88	97.939
PER-2	164.32	68.34	97.692
FROG	163.24	66.64	97.045

#	NAME	DIST.	1ST CALL	2ND CALL	FIN. CALL	1st B/L	2nd B/L	Stretch B/L	Final B/L
1	MOR-2	6.0	22.2	46.1	112.0	4.00	3.50	5.00	7.25
2	FROG	6.0	22.3	48.1	113.2	2.25	2.25	1.50	1.25
3	PER-2	6.0	23.0	46.1	112.1	7.75	9.00	8.25	6.50
4	SULLI	6.0	22.2	46.1	112.0	9.00	5.75	7.00	5.50

	1 PERF
	2 SULL ①
	3 MORN ②
	4 FROG

EXDC DECELERATION

			1 MOR-2
			2 FROG
			3 PER-2
			4 SULLI
EP	MP	TP	

SIXTH RACE Sportsman's 6 FURLONGS. (109) CLAIMING. Purse \$5,800. 3-year-olds and upward, non-winners of two races. Weight, 3-year-olds, 113 lbs.; older, 122 lbs. Non-winners of a race since March 14 allowed 3 lbs.; of a race since February 14, 5 lbs. Claiming price \$5,000. (Winners preferred.)
 APRIL 14, 1993

Value of race \$5,800; value to winner \$3,480; second \$1,160; third \$638; fourth \$348; fifth \$174. Mutuel pool \$94,904. Perfecta pool \$100,498.

Last Raced	M/L	Horse	M/Eqt.	A.Wt	PP	St	¼	½	Str	Fin	Jockey	Cl'g Pr	Odds \$1
23Mar93	3Spt ⁸	1 Morning Angelus	L	4 117	5	9	9	8 ^{hd}	22	12 ³	Gondron T D	5000	46.90
7Apr93	7Spt ⁷	T Wayne	L	4 114	4	6	8 ¹	9	4 ^{hd}	2 ¹	Zuniga J E ^s	5000	10.40
23Mar93	3Spt ³	1 Perfect Model	Lb	4 117	1	4	2 ¹	11	1 ^{hd}	3 ²	Razo E Jr	5000	1.50
5Apr93	7Spt ³	3 Frog Town Diner	b	4 117	6	3	3 ^{hd}	3 ¹	3 ^{hd}	4 ^{no}	Meier R	5000	5.60
30Oct92	3Tdn ¹	2 Real Wonderful	b	3 114	9	1	6 ¹	4 ^{hd}	7 ^{hd}	5 ^{hd}	Bourque C C	5000	3.6J
5Apr93	7Spt ⁸	Quick Play	L	4 117	2	7	4 ¹	7 ^{hd}	6 ¹	6 ¹	Sorrows AG Jr	5000	13.90
28Dec92	3Haw ⁵	Alamgir Too	Lb	4 117	7	8	7 ¹	5 ^{hd}	5 ¹	7 ¹	Silva C H	5000	10.70
7Mar93	10Spt ⁴	4 Sullivan's Halo	Lb	4 117	3	5	5 ^{hd}	6 ¹	8 ^{hd}	8 ⁶	Lavolette B S	5000	6.00
9Apr93	5Spt ⁸	Winning Grin	b	3 114	8	2	12 ¹	2 ^{hd}	9	9	Focareto S	5000	21.20

OFF AT 3:18. Start good. Won driving. Time, :23⁴, :48², 1:00⁴, 1:13³ Track fast.

\$2 Mutuel Prices:
 5-MORNING ANGELUS _____ 95.80 36.00 13.00
 4-T WAYNE _____ 9.80 5.00
 1-PERFECT MODEL _____ 2.80
 \$2 PERFECTA (5-4) PAID \$791.00.

BY THE NUMBERS, BY THE BOOK, NO SPECIAL SKILL, JUST THE WINNER

HOLLYWOOD PARK PAST PERFORMANCES



7 FURLONGS. (120%) ALLOWANCE. Purse \$36,000. 3 year-olds and upward. Bred in California, which have not won \$3,000 other than maiden, claiming or starter. Weights, 3-year-olds, 115 lbs.; older, 122 lbs. Non-winners of a race other than claiming allowed 3 lbs.

7 Camouflage Pirate

DESORMCAUX H J (8793.97)

Own.—Keeve & Ward

Apr 93: 5SA 1st 6f :22 1/4 :45 1:15Z

12Mar93: 7SA 1st 6f :21 1/4 :44 1:17 1/2

07Feb93: 4SA 1st 6f :22 :43 1:16 1/2

23Jan93: 5SA 1st 6f :21 1/4 :44 1:09 1/2

LATEST WORKOUTS Apr 28 Hol 6f :48 1/4 H

B. c. X(Feb), by Pirate's Bounty—Sun Charm, by Solara

Dr.—Sun & Wypod (Cal)

Tr.—Sadler John W (10130.00)

Apr 93: 11SA 1st 6f :23 1/4 :46 1:18 1/2

07Feb93: 8SA 1st 6f :22 1/2 :45 1:17 1/2

23Jan93: 5SA 1st 6f :21 1/4 :44 1:09 1/2

LATEST WORKOUTS Apr 28 Hol 6f :48 1/4 H

Lifetime 1993 4 1 1 2 \$31,300

1992 0 M 0 0 \$31,300

115

05-11 Chayim1205 Camouflage Pirate1201 Demigod120

04-17 Boyo1206 RealHit1209 Camouflage Pirate120

06-11 CmllgPrt11878 Smletrc11878 Wstcl118

01-15 ANShpdrUp11878 Wstcl11878 CmouffPrt118

LATEST WORKOUTS Apr 28 Hol 6f :48 1/4 H

7 Video Alert

MONTANO M (8021.00)

Own.—Sport B & H

Apr 93: 6GG 1st 6f :22 :44 1:09 1/2

28Mar93: 5GG 1st 6f :22 :43 1:10

04Apr93: 8SA 1st 6f :21 1/4 :44 1:11

10Oct92: 5Fpx 1st 6f :22 :46 1:12

21Sep92: 8Fpx 1st 6f :22 :45 1:13 1/2

11Sep92: 10W 1st 6f :21 :47 1:12 1/2

LATEST WORKOUTS Apr 28 Hol 6f :49 1/4 H (d)

Ch. c. X(Apr), by Deborah Roper—Such a Splash, by Sea's Eagle

Dr.—Albert B & H (Cal)

Tr.—Shub Wofin F (70130.00)

Apr 93: 5GG 1st 6f :22 :44 1:09 1/2

28Mar93: 5GG 1st 6f :22 :43 1:10

04Apr93: 8SA 1st 6f :21 1/4 :44 1:11

10Oct92: 5Fpx 1st 6f :22 :46 1:12

21Sep92: 8Fpx 1st 6f :22 :45 1:13 1/2

11Sep92: 10W 1st 6f :21 :47 1:12 1/2

LATEST WORKOUTS Apr 28 Hol 6f :49 1/4 H (d)

Lifetime 1993 3 1 0 1 \$13,850

1992 0 M 0 4 \$0,770

1075

02-07 Westc1175 Wild Gold175 Cantua Creek117

06-15 Cantu1177 Mlybesc1177 VideoAlert113

02-14 VideoAlert110 Clearc110 YosemiteVilley10

05-12 DonTellMom116 Rlentado116 VideoAkt116

02-13 ArnyBlnc118 BrshMedley118 VideoAkt118

03-21 Super Snaazee119 Tasso's Boy119 Mr. Dolphin119

LATEST WORKOUTS Apr 28 Hol 6f :49 1/4 H

7 Friendship Forever

FLORIS DR (8120.00)

Own.—Nicoletti Marl Ann & Paul

Apr 93: 5SA 1st 6f :21 1/4 :43 1:05 1/2

20Oct92: 6SA 1st 6f :22 :43 1:06 1/2

13Oct92: 6SA 1st 6f :21 1/4 :42 1:04 1/2

13Oct92: 6SA 1st 6f :21 1/4 :42 1:04 1/2

LATEST WORKOUTS Apr 28 Hol 6f :49 1/4 H (d)

B. h. or br. c. 4, by Pirate's Bounty—Forever Faithful, by Braveat Roman

Dr.—Wypod M J (Cal)

Tr.—Lago Armando (10000.00)

Apr 93: 5SA 1st 6f :21 1/4 :43 1:05 1/2

20Oct92: 6SA 1st 6f :22 :43 1:06 1/2

13Oct92: 6SA 1st 6f :21 1/4 :42 1:04 1/2

13Oct92: 6SA 1st 6f :21 1/4 :42 1:04 1/2

LATEST WORKOUTS Apr 28 Hol 6f :49 1/4 H (d)

Lifetime 1993 4 1 1 0 \$28,470

1990 0 M 0 0 \$0,420

122

73 W Ebw118 Blcbrd's Gbst118 FrndshFrwr118

03-14 CpRI113 FrndshFrwr117 MgcilMda114

04-16 FrndshFrwr117 Stratcher117 Serenograph117

LATEST WORKOUTS Apr 28 Hol 6f :49 1/4 H

7 Fabulous Bolger

PINCAY L JR (23311.00)

Own.—Knapp Harold C

Apr 93: 9SA 1st 6f :21 1/4 :43 1:05 1/2

1Apr93: 5SA 1st 6f :22 :42 1:05 1/2

28Mar93: 5SA 1st 6f :22 :43 1:07 1/2

20Oct92: 9SA 1st 6f :21 1/4 :44 1:05 1/2

28Oct92: 9SA 1st 6f :22 :43 1:05 1/2

14Oct92: 15A 1st 6f :21 1/4 :44 1:07 1/2

LATEST WORKOUTS Apr 28 Hol 6f :49 1/4 H (d)

B. g. 4, by Bolger—Fabulous Luck, by SomethingFabulous

Dr.—Old English Rancho (Cal)

Tr.—Simo Gerald M (5021.00)

Apr 93: 9SA 1st 6f :21 1/4 :43 1:05 1/2

1Apr93: 5SA 1st 6f :22 :42 1:05 1/2

28Mar93: 5SA 1st 6f :22 :43 1:07 1/2

20Oct92: 9SA 1st 6f :21 1/4 :44 1:05 1/2

28Oct92: 9SA 1st 6f :22 :43 1:05 1/2

14Oct92: 15A 1st 6f :21 1/4 :44 1:07 1/2

LATEST WORKOUTS Apr 28 Hol 6f :49 1/4 H (d)

Lifetime 1993 4 2 1 0 \$10,000

24 5 3 1 1992 10 2 1 0 \$50,530

930,230 Turf 1 0 0 0 \$7,000

Wet 1 0 0 0

119

05-13 MtrIntrc117 FabulousBolger152 SbS115

02-13 FbbBlgr154 PrmthnCrt115 PynopYnd116

05-13 MtrIntrc117 Mxbbl115 CcscCsl116

02-11 FbulosBolgr1147 Inqbl114 RvrOrG115

09-13 Skyblanch116 KeenLine116 Jmjen116

70-19 DshDr1177 MPrPrs117 SCUL117

70-17 Episodic1194 Dr. Bounty119 My Private Prayer117

LATEST WORKOUTS Apr 28 Hol 6f :49 1/4 H

7 Triumphal's Bounty

DELANON S SAYER E (23033.00)

Own.—Gayno Stable

Feb 93: 3161 1st 6f :22 1/4 :44 1:06 1/2

27Mar92: 1161 1st 6f :22 :43 1:08 1/2

LATEST WORKOUTS Apr 28 Hol 6f :49 1/4 H

B. h. or br. c. X(Mar), by Pirate's Bounty—Triumphal, by Logical

Dr.—Gayno Stable (Cal)

Tr.—Sunn Thomas M Jr (10000.00)

Feb 93: 3161 1st 6f :22 1/4 :44 1:06 1/2

27Mar92: 1161 1st 6f :22 :43 1:08 1/2

LATEST WORKOUTS Apr 28 Hol 6f :49 1/4 H

Lifetime 1992 2 1 0 0 \$15,000

\$15,400

115

74 W EmhtndErn119 LcsFirstDall177 GIG119

07-11 Triumph'sBonty118 PPrsRod118 RUDbln118

LATEST WORKOUTS Apr 28 Hol 6f :49 1/4 H

7 Fleet Wizard

ALMEIDA GF (12101.00)

Own.—Harsh Philip

15Apr93: 4SA 1m 6f :21 1/4 :44 1:10

17Mar93: 2SA 1m 6f :23 :46 1:24

1Mar93: 7SA 1st 6f :47 1:11 1:45

22Jan93: 1SA 1st 6f :47 1:11 1:37 1/2

22Jan93: 2SA 1st 6f :22 :45 1:18 1/2

13Dec92: 5SA 1st 6f :21 1/4 :45 1:11 1/2

04Dec92: 3161 1st 6f :22 :45 1:09 1/2

7Nov92: 5SA 1st 6f :46 1:11 1:45

LATEST WORKOUTS Apr 28 Hol 6f :49 1/4 H

Ch. c. X(Jan), by Native Wizard—Mrs Stengel, by Fleet Allied

Dr.—Kerr Stock Farm Inc (Cal)

Tr.—Bernstein David (20000.00)

15Apr93: 4SA 1m 6f :21 1/4 :44 1:10

17Mar93: 2SA 1m 6f :23 :46 1:24

1Mar93: 7SA 1st 6f :47 1:11 1:45

22Jan93: 1SA 1st 6f :47 1:11 1:37 1/2

22Jan93: 2SA 1st 6f :22 :45 1:18 1/2

13Dec92: 5SA 1st 6f :21 1/4 :45 1:11 1/2

04Dec92: 3161 1st 6f :22 :45 1:09 1/2

7Nov92: 5SA 1st 6f :46 1:11 1:45

LATEST WORKOUTS Apr 28 Hol 6f :49 1/4 H

Lifetime 1993 5 3 1 0 \$43,450

16 3 5 1 1992 11 M 4 1 \$33,700

\$77,150 Turf 1 0 0 0 \$8,000

Wet 1 0 0 0 \$1,950

112

05-12 Cnongte1177 FleetWizard117 Piccolo117

01-14 FltWrd115 DntTI1M1162 FlhtOI115

— StlyWrr116 Hmhcn117 AlsAkt115

04-15 FltWrd115 SprSn108 DntTI1M115

77-20 FltWrd115 Asssinn116 UlmtdRvr118

78-19 StlyshKnight118 FltWrd118 RzzJzz118

05-09 KngdomFound1185 Rnd118 EIdorop118

— BolngPlsh118 Goldigger118 MoscowChngs118

LATEST WORKOUTS Apr 28 Hol 6f :49 1/4 H

Regalstaff

LOPEZ A D (8101.03)

Own.—King Arthur Farms & Palm & Shields

8Apr93	7SA	fst	6f	:214	:443	1:092	BAH 32000	86 5 1 42	311	321	322	Lopez A D	LBb	120	28.00	87-14 BelleGrnd11711Skrry11711Rgts1128	Wide backstretch 6
14Apr93	7SA	fst	6f	:214	:444	1:09	Clm 32000	59 4 7 121	881	811	815	Stevens G L	LBb	115	13.20	77-14 RffHomb11515ShrKing11515Chncylgh116	Steaded 3 1/2 8
3Feb93	5SA	fst	6f	:213	:443	1:161	Ahw 32000	63 5 5 34	751	121	1213	Soils A	LBb	117	25.10	77-14 Altaero129129Rathsafah11010Prtroch117	4-wide stretch 12
6July92	8Hol	fst	6f	:221	:45	1:092	Ahw 32000	81 5 7 74	631	53	54	Desormeaux K J	LBb	116	6.60	87-13 BelOnTheBy11919DrAugust11919Dodsworth119	Wide trip 8
5Jan92	4Hol	fst	6f	:213	:444	1:10	3rd Md Sp Wt	85 9 1 31	21	11	14	Valezuela P A	LBb	116	*1.90	98-10 Regalstff11614ScreenMoon11617WildAndCool116	Driving 9
10May92	6Hol	fst	6f	:213	:444	1:094	3rd Md Sp Wt	68 7 5 2nd	32	29	314	McCarron C J	LBb	115	12.00	81-07 J.F.Wilms11515ConquistadorSx11515Rgts11115	Weakened 11

LATEST WORKOUTS

Apr 28 Hol 5f fst :302 H

Apr 21 Hol 6f fst :404 H

Apr 4 Hol 5f fst :582 H

Mar 30 Hol 5f fst 1:001 H

Lifetime	1983	3	0	0	1	\$4,950				
	6	1	0	2	1982	3	1	0	1	\$14,000
										\$19,790

119

Careening For Paul

GONZALEZ S JR (17114.06)

Own.—Leacht Albert M

8Apr93	7SA	fst	6f	:22	:45	1:104	BAH 32000	73 4 3 21	221	211	1st	Gonzalez S Jr	LBb	113	4.20	83-14 CrngFrP111313Mrw'sCmt1107Frtw110	Bumped start 9
28Oct92	2SA	fst	6f	:213	:444	1:103	3rd Md 32000	71 7 6 52	311	311	421	Pedroza M A	LBb	117	2.00	88-16 WnngRbl11515PrnthnCrt11710BPR110	Bumped, wide 11
7Oct92	2SA	fst	6f	:213	:443	1:103	3rd Md 32000	76 1 6 54	54	64	521	Pedroza M A	LBb	117	7.20	85-13 SpeedBrier11514MemeoMor11717Shw117	No mishap 12
11Sep92	30M	fst	6f	:221	:452	1:10	3rd Md 20000	72 7 8 72	31	32	331	Pedroza M A	LBb	116	55.20	86-11 KrlChrs11010MLJms11010CrngFrP116	Bumped break 12

LATEST WORKOUTS

Apr 28 SA 6f fst 1:15 Hg

Apr 22 SA 6f fst :501 Hg

Apr 4 SA 6f fst 1:162 Hg

Mar 25 SA 6f 5f fst 1:032 H

Lifetime	1983	1	1	0	0	\$0,900				
	4	1	0	1	1982	3	0	0	1	\$4,230
										\$14,150

1145

Flying Conquest

SHLIS A (31147.00)

Own.—Omeria Racing

14Apr93	7SA	fst	6f	:214	:444	1:092	BAH 32000	78 1 5 51	61	61	61	Lopez A D	LBb	117	3.30	84-13 StrPc128128GdyTY11711Rbn'sChmpn117	Awkward start 6
2Mar93	2SA	fst	6f	:214	:45	1:162	BAH 32000	84 3 5 34	54	24	24	Gonzalez S Jr	LBb	115	8.10	86-13 Mrwo1192192FlynngConquest11515MoscowChages119	5

2Mar93-Lugged in, impeded for 1/4; Disqualified and placed fourth

6Jan93	7SA	shy	1	:471	:1:111	1:36	Clm c-30000	76 1 4 42	41	34	34	Pincay L Jr	LBb	117	1.00	86-05 MinkLw11717Tgr11515FlynngConquest117	Edged for 2nd 5
6Jan93	8Hol	fst	6f	:214	:444	1:163	BAH 32000	86 5 5 53	351	12	16	Desormeaux K J	LBb	119	*1.00	89-15 FlynngConqst11919AnothrCst11919LordStrn119	Ridden out 10
10Mar92	3Hol	fst	6f	:22	:444	1:163	Md 30000	76 4 4 54	43	41	21	Delahoussaye E	LBb	118	*1.00	88-09 CrownSterling11818FlynngConquest11818Dancin'Gndy118	7
10Mar92	30M	fst	6f	:23	:461	1:113	Md Sp Wt	78 6 4 51	44	11	24	Sibille R	0b	118	*1.00	78-21 Kyle S.11818 Flynng Conquest11818 Adamax118	6
17Oct92	30M	fst	6f	:223	:461	1:103	Md Sp Wt	71 7 10 107	75	43	24	Sibille R	0b	118	5.40	83-14 GrnExpn120120FlynngConqst11818Echt118	Rallied wide 12
7Sep92	48M	fst	6f	:222	:46	1:101	Md Sp Wt	70 6 5 53	53	29	29	Sibille R	0b	118	1.50	79-15 Alph11818FlynngConqst11818ClOpat118	Lugged in drive 7

LATEST WORKOUTS

Apr 25 SA 5f fst :302 H

Apr 5 SA 6f fst :463 H

Mar 31 SA 3f fst :34 H

Mar 14 SA 6f fst 1:124 H

Lifetime	1983	3	0	0	1	\$9,900				
	0	1	4	1	1982	5	1	4	0	\$21,200
										\$31,200

112

Rubin's Champion

NAKATANI C S (32036.00)

Own.—Sunth Robert S

14Apr93	7SA	fst	6f	:214	:444	1:092	BAH 32000	89 4 1 21	21	31	32	Pedroza M A	LBb	117	3.00	85-13 SlvrPc128128GdyTY11711Rbn'sChmpn117	Weakened a bit 6
5Apr93	5SA	fst	6f	:214	:45	1:104	Clm c-40000	85 6 2 41	31	21	11	Desormeaux K J	LBb	116	5.90	85-15 Rbn'sChpn11616CmtLbr11515DcG6115	Wide backstretch 9
2Apr93	3SA	fst	6f	:214	:45	1:11	Clm 25000	75 3 5 43	21	11	2nd	Pedroza M A	LBb	115	10.00	82-16 IrshHvn120120Rbn'sChmpn11515JmHsPs116	Came in 1/8 8
27Oct92	2SA	fst	6f	:212	:444	1:104	BAH 32000	71 10 3 21	11	12	11	Pedroza M A	LBb	118	5.70	82-11 Rubin'sChampion11818BluDrst11818AnothrCst118	Driving 12
25Nov92	4Hol	fst	6f	:214	:451	1:104	BAH 32000	56 11 6 34	21	22	21	Pedroza M A	LBb	119	67.90	79-13 NormsSlw11919Rbn'sChmpn11919Jgm119	Lugged in lane 12

LATEST WORKOUTS

Apr 27 SA 6f fst 1:14 H

Apr 21 SA 3f fst :364 H

Apr 6 SA 3f fst :354 H

Mar 30 SA 5f fst 1:00 H

Lifetime	1983	3	1	1	1	\$23,000				
	5	2	2	1	1982	2	1	1	0	\$13,100
										\$36,900

112

Also Eligible (Not in Post Position Order):

7088 SEVENTH RACE. 7 furlongs. Allowance. Three year olds & up. Cal-breds. Purse \$36,000.

66871	Careening For Paul, S.Grotz	114	9	5	51	5 1/2	-	31	1hd	89.10
6705	Rubin's Champion, Nakatani	113	11	1	2 1/2	2 1/2	-	1 1/2	2 1/4	5.70
5264	Triumphal's Bounty, Oihayo	116	5	9	9 1/2	10 1/4	-	6 1/2	3 3/4	12.60
6711	Fleet Wizard, Almeida	112	7	10	10 1/2	8 1/2	-	7 1/2	4 1/2	8.80
6669	Regalstaff, A.Lopez	119	8	3	3rd	4 1/2	-	4hd	5th	6.50
6705	Flying Conquest, Soils	113	10	8	8 1/2	7 1/2	-	5 1/2	6 1/4	6.30
6470	Clever Wheatsy, McCarron	115	6	6	6hd	6 1/2	-	8 1/2	7 1/2	17.60
6446	Video Alert, M.Montano	109	2	7	7 1/2	9 1/2	-	9 1/2	8 3/4	93.40
6647	Camouflage Pirate, Demx	116	1	2	1 1/2	1 1/2	-	2 1/2	06	2.40
6669	Fabulous Bolger, Pincay	119	4	4	4 1/2	3 1/2	-	10 1/2	10 1/2	5.70
7265	Friendship Forever, K.Castnda	122	3	11	11	11	-	11	11	12.20

Scratched—Baron Von Ullmann, Cosmo O'Brien, Desert Act, Miles Of Stars, Queen's Page.

10—CAREENING FOR PAUL	180.20	58.40	21.20
12—RUBIN'S CHAMPION	7.80	5.20	
5—TRIUMPHAL'S BOUNTY	7.80		

Time—22 1/5, 44 4/5, 1.09 1/5, 1.22 1/5. Clear & fast. Winner—b.g.89. Mr Paul—Stackaroo. Trained by John W Pappalardo. Owned by Albert M Leacht. Mutuel pool—\$368,069. Exacta pool—\$375,300.

\$2 EXACTA (10-12) PAID \$1,733.80

VIC PALERMO - LA. DOWNS

HANDICAPPING SHEET FOR 5-5-93 LAD

	Thoroughbred		Win EXDC		Counter EXDC		
1	Race 1	¹ MONEY ² MONEY	¹ MONEY ² HOT P	¹ HOT P ² MONEY	16.00		
	EX	HOT P HOT P	HOT P MONEY	MONEY HOT P			
2	Race 4	¹ MET B ² WOOD	MET B CHAD	WOOD WOOD	OUT		
	EX EX	CHAD CHAD	CHAD WOOD	MET B CHAD			
3	Race 5	¹ RORRI ² RORRI	¹ RORRI KATIE	¹ RORRI SEATT	7.40		
	SP EX	KATIE SEATT	SEATT RORRI	KATIE RORRI			
4	Race 7	¹ SOUTH ² PREMI	¹ SOUTH ² PREMI	¹ SOUTH ² RAISE	15.20		
	EX EX	RAISE RAISE	RAISE RAISE	RAISE PREMI			
5	Race 8	¹ PALLI ² PALLI	¹ PALLI ² PALLI	¹ PALLI ² PALLI	7.20		
	EX EX	SICKLE SICKLE	DANCE SICKLE	DANCE DANCE			
6	Race 9	¹ POWER ² ALYDR	ALYDR MYDR	POWER POWER	23.40		
	EX EX	ALYDR MET S	MET S MET S	COUNT COUNT			
7	Race 10	¹ LEMMI ² LEMMI	LEMMI LEMMI	BIONI BIONI	OUT		
	EX EX	BIONI BIONI	BIONI BIONI	LEMMI LEMMI			
	Race						
	Race						

* denotes DESIGNATED PLACE HORSE

WON 5 of 7 - Ave. MUTUEL \$13.85



There are many ways
To Skin a CAT.....

Spencer Toner

ENTROPY

SORT DC/V COMPOSITE

Name	Ep/dv	P/dv	He/dv	Td/dv	Pm/dv	Total
RUBIN	3	3	2	3	3	14
REGAL	2	2	4	4	4	16
CARE2	4	4	5	5	5	23
CAMOU	1	1	3	2	2	9
WCARE	5	5	1	1	1	13

Gary Benke - 65% Ave. Winner

#	NAME	DIST.	1ST CALL	2ND CALL	FIN. CALL	1st B/L	2nd B/L	Stretch B/L	Final B/L
1	FAB	7.0	22.2	45.2	121.4	0.00	0.00	0.00	0.00
2	TRI	7.0	22.2	45.3	123.1	1.50	1.50	0.00	0.00
3	BARN	7.0	21.4	44.4	121.3	3.50	4.00	4.50	4.25
4	REGL	7.0	21.4	44.3	121.4	2.00	1.50	3.50	2.75
5	CARE	7.0	22.0	45.0	123.3	1.00	2.50	1.50	0.00
6	RUBN	7.0	21.4	44.4	121.3	1.50	0.50	1.00	2.00
7	CAMO	7.0	22.1	45.0	121.2	0.00	0.00	0.10	5.00

SORT DC/V COMPOSITE

Name	Ep/dv	P/dv	He/dv	Td/dv	Pm/dv	Total
CARE	2	3	7	7	7	26
RUBN	4	7	5	5	5	26
REGL	3	2	6	6	6	23
BARN	7	6	3	3	3	22
CAMO	1	1	4	4	4	14
TRI	5	4	2	2	2	15
FAB	6	5	1	1	1	14

**Howard Sartin Readouts
SAME RACE**

#	NAME	DIST.	1ST CALL	2ND CALL	FIN. CALL	1st B/L	2nd B/L	Stretch B/L	Final B/L
1	TRI	7.0	22.2	45.3	123.1	1.50	1.50	0.00	0.00
2	BARN	7.0	21.4	44.4	121.3	3.50	4.00	4.50	4.25
3	REGL	7.0	21.4	44.3	121.4	2.00	1.50	3.50	2.75
4	CARE	7.0	22.0	45.0	123.3	1.00	2.50	1.50	0.00
5	RUBN	7.0	21.4	44.4	121.3	1.50	0.50	1.00	2.00
6	CAMO	7.0	22.1	45.0	121.2	0.00	0.00	0.10	5.00
7									

SORT DC/V COMPOSITE

Name	Ep/dv	P/dv	He/dv	Td/dv	Pm/dv	Total
RUBN	3	3	3	4	4	17
REGL	4	3	3	3	3	16
CARE	4	4	4	4	4	20
BARN	1	4	4	2	2	13
CAMO	1	1	4	2	2	10
TRI	5	6	2	3	2	18

RAW ENERGY FACTORS

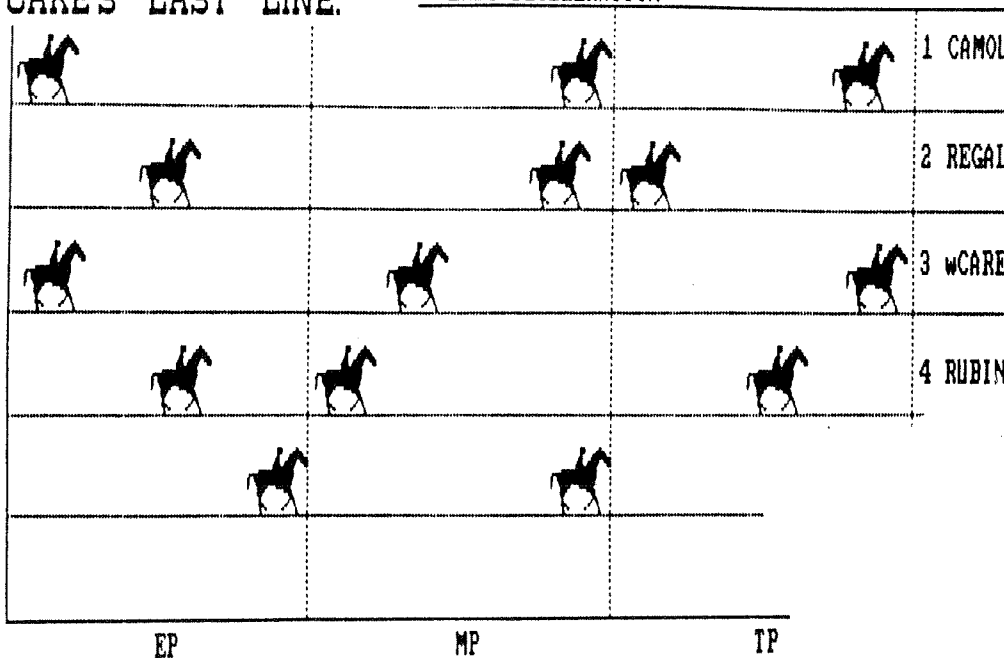
Name	Total	Hidden	Fx	Med	Lex	3rd	ESP Type
TRI	168.60	64.90	65.94	68.22	31.78	31.31	S/P Presser
BARN	170.83	65.05	66.58	68.74	31.26	31.44	S/P Presser
REGL	171.19	65.03	66.32	69.23	30.77	31.06	E/P Presser
CARE	168.50	64.18	65.76	69.06	30.94	30.44	Early
RUBN	171.26	65.00	66.59	69.02	30.98	31.29	S/P Presser
CAMO	170.81	65.31	66.22	68.83	31.17	31.35	S/P Presser

Note that CARE is a LONE EARLY!

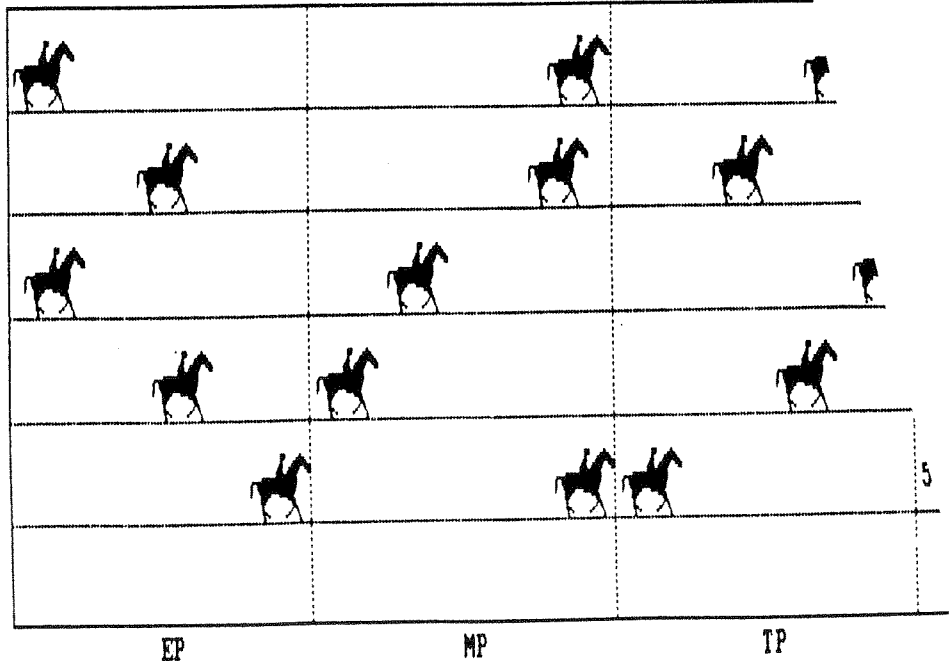
Toner's line for Care's Best Race ever, had it an SP Horse. Benke & Sartin used its LAST line-Early.

Toner's readouts after being importuned by Benke & Sartin to also use CARE'S LAST LINE.

EXDC DECELERATION





















SP DECELERATION





















Benke's Readouts

EXDC DECELERATION

			1 FAB
			2 TRI
			3 BARN
			4 REGL
			5 CARE
			6 RUBN
EP	MP	TP	



















SP DECELERATION

			1 FAB
			2 TRI
			3 BARN
			4 REGL
			5 CARE
			6 RUBN

As an experienced handicapper, Benke threw CARE out. We left it in only to test TONER'S concept.

On Thoromation, even with FAB left in, CARE is the DPH -- Designated Place Horse.

Sartin's Readouts

EXDC DECELERATION			
			1 TRI
			2 BARN
			3 REGL
LONE EARLY! 	DPH (Tie) 		4 CARE
			5 RUBN
	(Tie) DPH 		6 CAMO
EP	MP	TP	

These readouts represent
3 points in the "Sanity"
Continuum
Left-Right-Middle

The only sane way to get
the horse is to use
its last line and use the
TWO (All) Adjust.

Handicapping remains a
Subjective Venture One persons poison is
another's elixir...
Is Spencer's way
Correct? "right,"
Ideal?
NO!

But for him, at this point
in his development, it's
working. His confidence is
growing. And CONFIDENCE
is the essential factor in
building success.

Race Index # 1



6 FURLONGS. (1.09) CLAIMING. Purse \$7,500. Fillies and mares. 4-year-olds and upward, which have never won three races. Weight, 122 lbs., non-winners of two races since March 25, allowed 3 lbs., a race, 5 lbs., a race since March 18, 8 lbs. Claiming Price \$11,500; for each \$1,000 to \$9,500, 1 lb. (Races where entered for \$8,500 or less not considered).

LASIX—Idle Pris, Alan's Turn, Thirty Eight Kimbo, Runaway Sally.

Idle Pris

Own.—Seaphy Stables
Entered 18Apr93—1 P1M

10Apr93—4Pim sly 6f	:232	.47	1:133
28Mar93—2Pim my 6f	:234	.48	1:134
7Mar93—8Lrl fst 7f	:222	.46	1:111
25Feb93—8Lrl fst 7f	:232	.472	1:264
13Feb93—7Lrl my 6f	:221	.463	1:13
21Jan93—1Lrl fst 7f	:232	.473	1:251

21Jan93—Claimed from Mea Culpa Stables Inc.; Lenzi John J. Trainer

31Dec92—4Lrl gd 6f	:224	.47	1:123
27Nov92—9Lrl fst 6f	:222	.454	1:113
17Nov92—4Lrl fst 6f	:224	.46	1:112
29Oct92—1Lrl fst 6f	:223	.464	1:12

Dk. b. or br. f. 4, by John Alden—Daring Play, by Proudrest Roman
Br.—Mea Culpa Stables Inc (Md)
Tr.—Regan Scott T (7 1 1 0 .14)

Lifetime	1993	6	1	1	0	\$13,355
16 2 4 1	1992	7	1	2	0	\$16,660
\$26,845	Wet	4	0	1	0	\$3,480

114

Alan's Turn

Own.—Kline Alan S
Entered 20Mar93—2Pim my 6f

13Dec92—4Lrl fst 1 1/4	:482	1:14	1:472
29Nov92—6Lrl fst 6f	:224	.453	1:103
18Oct92—9Lrl sly 1 1/4	:48	1:131	1:454
18Oct92—10Lrl fst 6f	:221	.463	1:111
10Oct92—1Lrl fst 6 1/2	:223	.462	1:194
18Sep92—4Pim fst 6f	:23	.46	1:113
20Aug92—5Lrl fst 6f	:223	.472	1:123
1Aug92—4Lrl fst 6 1/2	:23	.463	1:19
23July92—3Lrl fm 1 1/4	:471	1:12	1:42

Apr 15 Pim 4 fst :51 B

B. f. 4, by Allen's Prospect—Frankie's Turn, by Best Turn
Br.—Kline Alan S (Md)
Tr.—Garcia Carlos A (15 0 0 1 .00)

114

Lifetime	1993	1	0	0	0	\$510
10 1 3 4	1992	17	1	3	4	\$26,755
\$21,265	Wet	1	0	0	0	\$300
	Wet	3	0	0	1	\$2,310

McFrolic

Own.—Sutherland Michael T
Entered 18Apr93—1 P1M

7Mar93—3Lrl fst 5f	:23	.464	1:06
20Feb93—10Lrl fst 6f	:233	.48	1:133

Apr 13 Bow 5 fst 1:042 B

B. f. 4, by Rollicking—Merle Halton, by Rattie Dancer
Br.—North Highland Farm & Sylvia McNama (Md)
Tr.—Bailes W Meredith (18 4 3 1 22)

114

Lifetime	1993	2	1	0	0	\$3,634
2 1 0 0	1991	0	0	0	0	\$3,634

I'm Her

Own.—The Jim Stable
Entered 16Mar93—7Lrl fst 1 1/4

16Mar93—7Lrl fst 1 1/4	:48	1:132	1:461
9Mar93—6Lrl fst 6f	:223	.462	1:113
25Feb93—8Lrl fst 7f	:232	.472	1:264
13Feb93—7Lrl my 6f	:221	.463	1:13
31Jan93—2Lrl fst 6f	:224	.463	1:121
9July92—4Lrl fst 6 1/2	:224	.461	1:19
21Jun92—4Pim fst 6f	:231	.464	1:13
9Jun92—2Pim fst 6f	:233	.474	1:142

Apr 17 Pim 5 fst 1:04 B

B. f. 4, by I Am the Game—What a Spot, by Hagley
Br.—Leatherbury K T Assoc Inc (Md)
Tr.—Leatherbury King T (45 9 5 7 .20)

114

Lifetime	1993	5	1	0	0	\$6,960
8 2 0 0	1992	3	1	0	0	\$4,100
\$11,060	Wet	1	0	0	0	\$330

Thirty Eight Kimbo

Own.—Stachewiak Daniel W
Entered 10Apr93—4Pim sly 6f

10Apr93—4Pim sly 6f	:232	.47	1:133
28Mar93—2Pim my 6f	:234	.48	1:134
18Mar93—9Lrl fst 6f	:222	.464	1:114

18Mar93—Claimed from Souder Donald E, Souder Donald E Trainer

2Mar93—2Lrl fst 7f	:241	.473	1:262
20Feb93—6Lrl fst 6f	:231	.47	1:122
13Feb93—6Lrl gd 1 1/4	:47	1:123	1:462
31Jan93—2Lrl fst 6f	:221	.463	1:121
17Jan93—4Lrl fst 7f	:241	.474	1:253
10Jan93—7Lrl gd 1 1/4	:49	1:152	1:48
2Jan93—4Lrl fst 1 1/4	:48	1:132	1:461

Ro. f. 4, by Thirty Eight Paces—Alamy, by Dewan
Br.—Cowan Lloyd R & Penny S (Va)
Tr.—Dewald Charles (6 0 0 3 .00)

114

Lifetime	1993	10	0	1	4	\$6,750
25 1 6 6	1992	15	1	3	2	\$23,400
\$30,250	Wet	3	0	0	1	\$1,080

Flay Time

Own.—Lapidus Mark B

B. m. G. by Salutey—Rough Vixen, by Plane Jim
 \$11,500 Br.—Talbot J Albert III (Md)
 Tr.—Yourman Richard M (—)

114

Lifetime 1992 11 1 2 1 \$11,038
 17 2 2 1 1991 6 1 0 0 \$4,950
 \$15,988 Turf 4 0 1 1 \$3,458

13Sep92- 7Pen yl 170 @	1.454	3+	HCp 5000s	50	3	8	863	1041	791	511	Mancilla O G	Lb 117	4.00	49-37 J.C.'s Joni115*	Shopping Spr1164	EmrldEssnc118	Outrun 12	
28Aug92- 11Lrl fm 1 1/4 @:463	1:12	1:51	3+ @Cim 12000	60	6	7	69	76	563	3113	Luzzi M J	Lb 119	5.50	64-16 JoLo's Joy1179	King's Fairest1122	FlayTime119	Sted 3/8 9	
14Aug92- 7Lrl fst 1 1/4 @:483	1:14	1:533	3+ @Cim 12000	74	6	2	21	23	2nd	13	Pino M G	b 117	4.00	72-26 FlayTime1173	PrayerPower112*	Caveached117	Driving 6	
14Aug92-Originally scheduled on Turf																		
23Jly92- 9Lrl fm 1 1/4 @:451	1:102	1:464	3+ @Alw 20300	66	11	9	914	851	793	791	Pino M G	Lb 117	22.20	88-05 P J Floral1121	Ellin B.112*	Donna's Girl117	Very wide 12	
12Jly92- 7Lrl fst 1 1/4 @:473	1:123	1:443	3+ @Alw 19100	52	5	6	671	813	816	7191	Prado E S	Lb 117	8.20	71-13 Dior's Angel1094	Vaulted1140	CraftyNEager111	Outrun 8	
27Jun92- 8Pim fm 1 1/4 @:463	1:112	1:43	3+ @Cim 12000	75	6	8	663	64	2nd	213	Pino M G	Lb 118	8.30	84-12 Ellin B.1091	FlayTime1182	Space Mate118	Wide 10	
12Jun92- 3Pim fst 1 1/4 @:483	1:14	1:461	@Cim c-8500	34	5	8	741	751	914	8101	Fenwick C CIII	b 114	25.50	55-31 Sharland1143	SpaceMate1141	Dynmic1107	Bumped early 9	
12Jun92-Claimed from Albert Talbot J III, Albert Talbot J III Trainer																		
31May92- 11Pim gd 1 1/4 @:481	1:131	1:413	@Cim 8000	52	8	2	2nd	11	321	461	Castillo F7	b 107	15.80	89-10 PrincssLght1124	RddlsFlht1140	SpclBrllnc114	Weakened 8	
1May92- 1Pim fst 6f @:23	:462	1:122	@Cim 5000	53	3	7	611	691	561	231	Seefeldt A J	b 114	19.60	79-13 EagerNCrafty1143	FlyTime1149	Rpture119	Belated rally 7	
24Jan92- 1Lrl-fst-1 1/4 @:40	1:132	1:541	@Cim 6500	36	5	5	641	751	681	511	Thornton J E	b 122	21.80	58-25 Decevious1221	Gold Fizz1223	Prissy Ruler122	Outrun 7	

LATEST WORKOUTS

Apr 5 Bow 6f fst 1:143 H

Mar 31 Bow 5f fst 1:032 B

Runaway Sally

Own.—Gehl Joseph J

Ch. f. 4, by Marshua's Dancer—She's a Dreamer, by Proudest Roman
 \$9,500 Br.—Franks John (Fla)
 Tr.—Lenzini John J (11 3 3 3 27)

112

Lifetime 1993 5 1 0 1 \$5,266
 17 2 0 3 1992 9 1 0 2 \$15,000
 \$21,894 Turf 1 0 0 0 \$300
 Wet 5 2 0 1 \$14,786

1Apr93- 9Pim my 6f @:234	:471	1:122	@Cim 6500	70	4	2	213	22	21	1nd	Prado E S	Lb 114	3.20	83-22 RunawaySilly1140	BrTheWy1146	HighIndFizz114	Driving 7
16Mar93- 2Lrl fst-6f @:222	:454	1:104	@Cim 13500	51	4	5	56	510	783	7103	Luzzi M J	Lb 112	19.30	75-13 FishNumberTwo1142	CheckLing1143	FyziWyz114	Outrun 7
4Feb93- 7Lrl fst 6f @:223	:461	1:113	@Cim 14500	61	7	9	963	883	85	771	Reynolds L C	Lb 114	18.30	75-21 She'sSoMisty1144	Filex'sDream1191	Treegees107	Outrun 9
21Jan93- 6Lrl fst 1 1/4 @:483	1:14	1:46	@Cim 18500	54	7	3	421	531	58	5101	Luzzi M J	Lb 114	7.50	70-20 ChillyHollowBby1145	LeoprdLily1143	JneLouise109	Tired 7
2Jan93- 10Lrl fst 7f @:231	:47	1:253	@Cim 14500	73	2	8	843	99	55	33	Wilson R	Lb 114	11.00	76-22 LprdLily1142	RllckngStrm1143	RnySll114	Checked, wide 9
25Oct92- 8Lrl fm 1 1/4 @:454	1:102	1:41	3+ @Alw 20300	52	8	3	53	893	1017	921	Turner T G	Lb 113	34.00	76-06 FoolishLin117*	NoFlChcks1171	Kng'sFrst113	Weakened 12
26Sep92- 8Med sly 170 @:472	1:13	1:434	3+ @Alw 16000	52	1	2	23	561	471	471	Nelson D	Lb 112	2.80	71-18 Cozzene'sKiss11524	DremGni1164	SunflowerFilds105	Tired 7
13Sep92- 4Pim fst 6f @:224	:46	1:114	@Cim 25000	72	4	7	691	691	551	53	Luzzi M J	Lb 114	19.10	83-16 KnwdPrk1193	BndngCntrct1091	ChsthSky114	No factor 7
14Aug92- 8Lrl fst 6f @:223	:461	1:112	3+ @Alw 17400	43	6	8	893	711	717	7173	Pino M G	Lb 117	29.70	66-26 ATruePunch11219	Sweepings1054	SudiBrss112	Wide trip 9
25Jly92- 1Lrl my 7f @:234	:482	1:272	3+ @Md Sp Wt	57	6	4	11	121	13	121	Pino M G	Lb 115	*2.30	70-22 Runaway Sally11521	DixieData122	mVivid110	Driving 7

LATEST WORKOUTS

Apr 17 Lrl 3f fst :38 B

Mar 9 Lrl 5f fst 1:05 B

Feb 20 Lrl 3f fst :363 H

SPORTSMAN'S PARK PAST PERFORMANCES

1



1 1/16 MILES. (1.431) CLAIMING. Purse \$22,300. 4-year-olds and upward. Weight, 122 lbs. Non-winners of a race at one mile or over since March 17 allowed 3 lbs.; of such a race since February 17, 5 lbs.; since January 17, 8 lbs. Claiming price \$25,000. (Claiming races for \$20,000 or less not considered.)

LASIX—Stooges Three, Run for Your Honey, Winged Curses, Tarnished Halo, Caballo Del Sol, Robert's Choice.

Splash of Silver

Table for Splash of Silver race, including owner (Rainbow Group), trainer (Embry David D), and race results for various horses like 7Apr93-85pt and 20Mar93-115pt.

Stooges Three

Table for Stooges Three race, including owner (Pacella-Schward-Sigrist), trainer (Frank B A & Stanton J D), and race results for various horses like 28Dec92-4Hawfst and 7Dec92-1Hawfst.

Run for Your Honey

Table for Run for Your Honey race, including owner (Mancari Frank), trainer (Reavis Michael), and race results for various horses like 1Apr93-85pt sly and 13Mar93-15pt.

Winged Curses

Table for Winged Curses race, including owner (Castro John), trainer (Robertson Hugh H), and race results for various horses like 23Mar93-45pt sly and 11Mar93-85pt.

Handwritten notes: 'FIRST STAKE BAIRD (GOOD GATE)', 'WINS BO OFF-LAY OFF 7-114'

Handwritten note: 'GOOD WKS.' with a circled '1' in the lifetime column.

Tarnished Halo

Ch. g. 6, by Halo--Northern Blossom, by Snow Knight
\$25,000 Br. Kinderhill Corporation G. P. (N.Y.)

Own. - Rainbow Stable & Romans R

1Apr93- 8Spt sly 1	.484	1:14	1:384	Clim 25000
20Apr93- 4Spt fst 1	.47	1:113	1:364	Clim 25000
18Feb93- 5Spt fst 1	.482	1:133	1:391	Clim 25000
26Dec92- 4Hawfst 170	.464	1:12	1:412	3x Clim 25000
12Dec92- 1Hawfst 170	.483	1:151	1:452	3x Clim 25000
18Nov92- 4Hawfst 170	.483	1:142	1:433	3x Atw 21850
18Nov92-Orig. Scheduled on Turf				
6Nov92- 7Hawfst 1	.49	1:154	1:411	3x Atw 21850
24Oct92- 4Hawfst 170	.46	1:11	1:411	3x Clim 25000
30Oct92- 1AP fst 1 1/4	.471	1:11	1:501	3x Clim 35000
29Aug92- 5AP sly 1 1/4	.491	1:14	1:562	3x Clim 45000
29Aug92-Orig. scheduled on turf				

LATEST WORKOUTS Mar 29 Spt 3/4 fst :40 B Mar 17 Spt 3/4 fst :404 B

Caballo Del Sol

B. g. 7, by Solar City--Delso, by More So
\$25,000 Br. Valentine John A. (Ill)

Own. - Moorhouse AI

14Nov92- 1Haw sly 170	.471	1:123	1:432	3x Clim 25000
14Nov92-Orig. scheduled one mile on turf				
6Nov92- 7Hawfst 1	.49	1:154	1:411	3x Atw 21850
31Oct92- 1Hawhd 1	.47	1:111	1:343	3x Clim 25000
30Oct92- 1AP fst 1 1/4	.471	1:11	1:501	3x Clim 30000
20Sep92- 9AP yf 1 1/4	.481	1:124	1:45	3x [W] HBishopH
11Sep92- 8AP fst 1	.46	1:111	1:364	3x Atw 24000
26Aug92- 7AP sly 1	.47	1:124	1:393	3x [C] Clim 35000
26Aug92-Orig. Scheduled on Turf				
8Aug92- 2AP gd 1 1/4			1:491	3x Clim 30000
29Jly92- 10AP fst 1	.472	1:123	1:373	3x [C] Clim 25000
28Jun92- 7AP fm 1 1/4	.491	1:112	1:431	3x Clim 35000

LATEST WORKOUTS Apr 10 Haw 4/4 fst :504 B Mar 26 Haw 5/4 fst 1:022 B

Robert's Choice

B. g. 5, by Silver Buck--Addenda, by Mr Prospector
\$25,000 Br. Robbins Gerald (Fla)

Own. - Loblillo Albert

1Apr93- 8Spt sly 1	.484	1:14	1:384	Clim 25000
1Mar93- 4Spt fst 1 1/4	.482	1:132	1:433	Atw 37800
28Feb93- 15Spt fst 1	.472	1:113	1:372	Atw 25000
18Feb93- 5Spt fst 1	.482	1:133	1:391	Clim 25000
17Oct92- 4Hawfst 170	.473	1:123	1:412	3x Atw 21000
30C-32- 1AP fst 1 1/4	.471	1:11	1:501	3x Clim 35000
18Sep92- 9AP sl 1	.48	1:124	1:381	3x Clim 40000
18Sep92-Orig. Scheduled on Turf				
24Aug92- 5AP fst 1 1/4			1:492	3x Clim 35000
24Aug92- Fractional Time Unavailable				
8Aug92- 2AP gd 1 1/4			1:491	3x Clim 30000

LATEST WORKOUTS Apr 10 Spt 5/4 fst 1:022 B Mar 29 Spt 4/4 fst :493 B

Lifetime	1993	3	0	0	\$2,520
38	5	5	4	1	\$23,615
\$117,054	Turf	6	0	0	\$1,110
	Wet	10	2	1	\$18,218

114

Lb 115	2710	80-23	Dr Grnbg119**Robt'sChc119**RnrFrHny114	No factor 6
Lb 115	1180	90-07	LimNoSquare114**JazzSign109**Rilywithclss114	Evenly 7
Lb 114	2840	79-13	DrGrnb109**RnrFrHny114**Rllthclss114	Lacked late bid 8
Lb 113	1210	90-09	Prodn115**JzzSgn114**SthOfThBy115	Saved ground 7
Lb 113	2900	47-24	WellLit117**Dr.Greenberg149	Brother Zen110
Lb 114	600	78-26	Goody'sWr1173**Hggler1222	TrnshdHl114
Lb 119	960	54-35	HighHabbiton115**IsIndDely115**Aptuto-Ch115	Lo rally 7
Lb 114	1180	93-10	Hoffa115**Tarnished Halo143	SirWesley113
Lb 117	560	77-17	Robt'sChoc117**Fppno'sStr117**Hggir112	Br f rally 6
Lb 115	260	50-44	LstIMWith110**Aptl-Ch113**TrnshdHl115	Wide hrout 5

Lifetime	1992	15	3	1	\$43,606
65	12	8	5	2	\$50,735
\$209,804	Turf	28	5	1	\$71,320
	Wet	9	4	2	\$59,660

114

Lb 117	490	78-21	Hoffa1192**WellLit117**Arctic Leader119	No rally 10
Lb 119	630	60-35	HighHabbiton115**IsIndDely115**Aptuto-Ch115	Even finish 7
Lb 117	1330	91-09	HousAccount1224**CuzzoBr113**ALtllMuck115	Inside bid 7
Lb 118	930	69-17	Robt'sChoc117**Fppno'sStr117**Hggir112	Tired rail 6
Lb 112	3750	71-22	Mr Importnc116**HghHabbiton142	BlndB114
Lb 116	780	72-26	KingTurk116**Incndescently116**DocofthDy116	Outrun 6
Lb 119	1160	68-38	CaballoDelSol119**TimeeD.Buy112**JzzSign109	Driving 6
Lb 117	540	88-22	CbilloDiSol1172**Robt'sChoc117**CountV.J.113	Wide rally 7
Lb 117	530	78-24	ALtllMuck115**CbilloDiSol1172**StoogsThr119	Game 2nd 7
Lb 117	1340	81-11	Rbdn-Ar1143**MrryLuk117**ImginthThrill117	Wide tired 11

Lifetime	1993	4	1	1	\$20,280
43	8	11	7	3	\$71,237
\$173,057	Turf	1	0	0	
	Wet	7	1	1	\$27,719

119

Lb 119	360	89-23	Dr Grnbg119**Robt'sChoc119**RnrFrHny114	Bore out 6
Lb 114	490	88-08	Fppno'sStr114**BlundB1114**RnrFrHny114	Faltered 7
Lb 114	190	96-04	Robert'sChoice1142**Hggler117**Fppno'sStr114	Driving 6
Lb 114	250	80-13	DrGrnb109**RnrFrHny114**Rllthclss114	Brushed stretch 8
Lb 113	780	86-12	Fppno'sStr1082**DIEImnts1143**WdClny122	Wide no rally 7
Lb 117	1150	83-17	Robt'sChoc117**Fppno'sStr117**Hggir112	Game back 6
Lb 113	320	74-34	ZBnglTgr119**Robt'sChoc113**ArtMongon117	Willingly 4
Lb 113	360	87-16	CntVJ113**Rbt'sChc113**Fppn'sStr117	Four wide turn 6
Lb 117	620	86-22	CbilloDiSol1172**Robt'sChoc117**CountV.J.113	Wide rally 7

Feb 26 Spt 3/4 fst :372 B

Race Index # 3

DAILY RACING FORM, SATURDAY, APRIL 17, 1993

SPORTSMAN'S PARK

12

1-1/16 MILES SPORTSMAN'S PARK START FINISH

1 1/16 MILES. (1431) STARTER HANDICAP. Purse \$16,800. 3-year-olds and upward which have started for a claiming price of \$10,000 or less in 1992-93. High weights preferred.

LASIX-Council Grove, Pappy Yokum, Rallywithclass, Dunrobbed, Proudnesian, J. C.'s Darlin Boy, Theo's Machine.

Council Grove

Table with columns: Own, Date, Race, Class, Time, Odds, Status. Includes entries for Council Grove and Pappy Yokum.

LATEST WORKOUTS

Unquowa

Table with columns: Own, Date, Race, Class, Time, Odds, Status. Includes entries for Unquowa and Pappy Yokum.

LATEST WORKOUTS

Pappy Yokum

Table with columns: Own, Date, Race, Class, Time, Odds, Status. Includes entries for Pappy Yokum and Rallywithclass.

Rallywithclass

Table with columns: Own, Date, Race, Class, Time, Odds, Status. Includes entries for Rallywithclass and Pappy Yokum.

LATEST WORKOUTS

Dk. b or br. g. 7, by Full of Drive—My Mama, by Torsion

Br.—Brown H H & Rennekamp M J (Ky)

Tr.—Cilio Gene (97 17 14 10 18)

Table with columns: Race, Class, Time, Odds, Status. Includes entries for Council Grove and Pappy Yokum.

B. g. 5, by Fulmar—Ivanskaya, by Mr. Leader

Br.—McKellar Donald M (Ky)

Tr.—Camardo Joey (27 1 3 2 04)

Table with columns: Race, Class, Time, Odds, Status. Includes entries for Unquowa and Pappy Yokum.

B. g. 7, by Danebo—Ge Miss Go, by Ready Say Go

Br.—Valenti & Coelho (Cal)

Tr.—Boyce Neil (58 10 8 9 17)

Table with columns: Race, Class, Time, Odds, Status. Includes entries for Pappy Yokum and Rallywithclass.

B. g. 6, by Shame—Cyndi's Pleasure, by Pleasure Castle

Br.—Thomas Brenda (La)

Tr.—Robertson Hugh H (48 5 6 6 10)

Table with columns: Race, Class, Time, Odds, Status. Includes entries for Rallywithclass and Pappy Yokum.

LATEST WORKOUTS

Summary table with columns: Lifetime, 1993, 1992, 1991, 1990. Includes entries for Council Grove and Pappy Yokum.

109

Table with columns: Race, Class, Time, Odds, Status. Includes entries for Council Grove and Pappy Yokum.

114

Table with columns: Race, Class, Time, Odds, Status. Includes entries for Unquowa and Pappy Yokum.

122

Table with columns: Race, Class, Time, Odds, Status. Includes entries for Pappy Yokum and Rallywithclass.

116

Table with columns: Race, Class, Time, Odds, Status. Includes entries for Rallywithclass and Pappy Yokum.

Summary table with columns: Lifetime, 1993, 1992, 1991, 1990. Includes entries for Rallywithclass and Pappy Yokum.

Proudnesian

Dk. b. or br. g. 5, by Ladnesian—Regal's Fancy, by Regal Companion
Br.—Jesiak Carl (BC-C)
Tr.—Lazuka William E (2 0 1 1 .00)

Lifetime 1992 12 3 2 0 \$35,090
29 7 6 3 1991 14 3 4 1 \$42,771
\$82,535 Turf 4 0 0 0 \$570
Wet 2 1 1 0 \$15,140

Own.—Gurosh Joe & Lazuka William

Table with columns for date, race name, distance, sex, age, and performance statistics for Proudnesian.

Table with columns for date, race name, distance, sex, age, and performance statistics for Proudnesian.

Table with columns for date, race name, distance, sex, age, and performance statistics for Proudnesian.

LATEST WORKOUTS Apr 10 Spt 1st 1:47.2 B

LATEST WORKOUTS Apr 3 Spt 7f 1st 1:29 B

LATEST WORKOUTS Mar 27 Spt 4f 1st :52.2 B

J. C.'s Darlin Boy

B. g. 7, by Effervescent—Kiss Me Darlin, by Go Go Man
Br.—Craig James C (Ky)
Tr.—Darrus Thomas (8 1 1 1 .13)

Lifetime 1993 4 1 0 0 \$9,654
6 13 4 10 1992 16 3 1 2 \$25,596
\$36,419 Turf 12 1 2 1 \$21,764
Wet 11 4 0 1 \$37,961

Own.—Darrus Elizabeth M

Table with columns for date, race name, distance, sex, age, and performance statistics for J. C.'s Darlin Boy.

Table with columns for date, race name, distance, sex, age, and performance statistics for J. C.'s Darlin Boy.

Table with columns for date, race name, distance, sex, age, and performance statistics for J. C.'s Darlin Boy.

LATEST WORKOUTS Apr 4 Spt 3f 1st :36.2 B

LATEST WORKOUTS Mar 17 Spt 5f 1st 1:02.1 B

LATEST WORKOUTS Feb 20 Spt 5f 1st 1:02.1 B

Theo's Machine

Ch. g. 8, by Torsion—Velvet Music, by Stop the Music
Br.—Ellison Danny W (Tex)
Tr.—Gabriel Lisa (11 1 0 0 .09)

Lifetime 1993 5 1 0 0 \$7,013
59 14 8 4 1992 7 0 2 0 \$15,404
\$159,828 Turf 1 0 0 0
Wet 10 2 3 1 \$27,850

Own.—Flatland Lisa Inc

Table with columns for date, race name, distance, sex, age, and performance statistics for Theo's Machine.

Table with columns for date, race name, distance, sex, age, and performance statistics for Theo's Machine.

Table with columns for date, race name, distance, sex, age, and performance statistics for Theo's Machine.

LATEST WORKOUTS Apr 12 Spt 5f 1st 1:05.2 B

LATEST WORKOUTS Mar 20 Spt 5f 1st 1:03.2 B

LATEST WORKOUTS Mar 20 Spt 5f 1st 1:03.2 B

Ringmere

Dk. b. or br. g. 6, by Run of Luck—Lovely Lingfield, by Olden Times
Br.—Rowan Louis R (Cal)
Tr.—Smith Jere R Jr (49 10 11 4 .20)

Lifetime 1993 5 1 0 0 \$7,956
46 9 11 10 1992 14 1 0 2 \$15,155
\$64,887 Turf 3 0 0 0 \$375
Wet 7 2 2 1 \$10,305

Own.—Panic Stable

Table with columns for date, race name, distance, sex, age, and performance statistics for Ringmere.

Table with columns for date, race name, distance, sex, age, and performance statistics for Ringmere.

Table with columns for date, race name, distance, sex, age, and performance statistics for Ringmere.

LATEST WORKOUTS Apr 7 Spt 5f 1st 1:07 B

LATEST WORKOUTS Apr 2 Spt 5f 1st 1:04.4 B

LATEST WORKOUTS Mar 28 Spt 4f 1st :54 B

PUT IN PERF

Race Index # 4 SA 8th

SANTA ANITA

\$12,500 to fifth. Weight, 124 lbs. Non-winners of \$200,000 twice or \$300,000 once at one mile or over since July 1, 1992 allowed 2 lbs.; of such a race since then or such a race of \$100,000 since October 5, 1992, 4 lbs.; of such a race of \$100,000 in 1992-93 or such a race of \$60,000 since October 5, 1992, 6 lbs. A trophy will be presented to the owner of the winner. Closed Tuesday, December 1, 1992, with 87 nominations (2 paid nominations).

LASIX - Bertrando, Star Recruit, Siberian Summer, Brilliant Blue.

Bertrando

REGARON C J (112 14 25 18) 110
Own - 505 Farms & Mahom
16Jan91-BSA sly 1/4 .46 1:10 1:51
16Jan91-Grade II
25Dec92-BSA fst 7/8 .22 1:45 1:20 1:20
25Dec92-Grade II

1415
Dk. b. or br. c. 4, by Skywalker - Gentle Hands, by Buffalo Lark
Br. - Mahom Ed (Cal)
Tr. - Frankel Robert (11 3 3 1 27)

122
Lifetime 1993 1 1 0 0 \$127,800
8 5 2 1 1992 3 1 1 1 \$239,800
\$934,465
Wet 1 1 0 0 \$127,800

Table with columns for race name, date, time, and participants. Includes entries for Malibu, S A Derby, San Felipe, Br Co Juv, Norfolk, Del Mar Fut, Md Sp Wt, and various other horses.

LATEST WORKOUTS

Feb 4 SA

41 fst :49 B

AI Sabin

SOLIS A (177 19 25 24 34)
Own - de Kwiatkowski Henryk
16Jan91-BSA sly 1/4 .46 1:10 1:51
16Jan91-Grade II
18Dec92-7Hol fst 7/8 .22 1:45 1:28 1:28
6Jun92-8Bel gd 1/4 .47 2:01 2:26
6Jun92-Grade I
28Apr92-8CD fst 1/4 .46 1:36 2:03
28Apr92-Grade I
18Apr92-6Agu gd 1/4 .47 1:11 1:49
4Apr92-8Agu fst 1 .43 1:08 1:35
4Apr92-Grade II
15Mar92-BSA fst 1/4 .45 1:10 1:42
15Mar92-Grade II
19Feb92-BSA fst 1/4 .46 1:10 1:49
29Jan92-BSA fst 1/4 .46 1:13 1:44
11Jan92-7SA fst 1/4 .46 1:10 1:42
LATEST WORKOUTS Feb 2 SA 51 fst 1:01 H

Ch. c. 4, by Alydar - Sabin, by Lyphard
Br. - Kennelet Stables Ltd (Ky)
Tr. - Lukas D Wayne (38 2 0 5 05)

118
Lifetime 1993 1 0 0 0 \$102,430
17 3 2 1 1992 9 2 1 1 \$135,322
Turf 2 0 1 0 \$6,600
Wet 1 0 0 0

Major Impact

STEVENS G L (151 20 14 25)
Own - Glen Hill Farm

Dk. b. or br. c. 4, by Roberto - Conveniently, by In Reality
Br. - Glen Hill Farm (Fla)
Tr. - Proctor Willard L (5 1 2 0 20)

118
Lifetime 1992 11 3 2 4 \$169,388
11 3 2 4 1991 0 0 0 0 \$139,988
Turf 7 2 2 1

Table with columns for race name, date, time, and participants. Includes entries for Hol Derby, Volante H, Ascot H, Dmr Dby Inv, Oceanside, Alw 34000, Alw 34000, Mid Sp Wt, Md Sp Wt, and various other horses.

LATEST WORKOUTS

Jan 29 SA 1 fst 1:43 H

Star Recruit

PITCHER L JR (152 26 23 21 7) 112
Own - Dan Dar Farm
16Jan91-BSA sly 1/4 .46 1:10 1:51
16Jan91-Grade II
17Nov92-8B M sly 1/4 .46 1:10 1:49
17Nov92-Grade III; Originally scheduled at about 1 1/8 miles on turf
27Nov92-8Hol fst 1/4 .46 1:10 1:41
27Nov92-Grade III
25Oct92-BSA gd 1/4 .47 1:10 1:48
25Oct92-Grade III
17Sep92-10Lad fst 1/4 .46 1:37 2:04
17Sep92-Grade I
23Apr92-10Lga fst 1 .44 1:08 1:34
3x Lga Mile H

Dk. c. 4, by Al Nasr - Fr - In Noon, by Ach Ach
Br. - Hedgewood Farm & Tanz (Ky)
Tr. - Fanning Jerry (26 1 7 3 04)

120
Lifetime 1993 1 0 1 0 \$40,000
20 5 6 3 1992 10 3 1 2 \$290,250
\$544,350
Turf 3 0 0 1 \$17,250
Wet 2 1 1 0 \$95,000

Table with columns for race name, date, time, and participants. Includes entries for Star Recruit, Bien Bien, Paradise Creek, Bicksburg, Modrnis, Drs-GB, Mjr Impact, Eddi Vln, Blinking Lights, Mjr Impact, Absolulst, Strht TBd, Ruthless Monrch, Bolulight, and various other horses.

Zurich

FLORES D R (119 14 11 21 .12)
 Own.—Suffolk Racing Partnership Ltd
 31Jan83- 75A 1st 1/4 47 1:12 1:36 1/2 Alw 3000
 10Jun83- 75A my 6/1 214 443 1:17 Alw 3000
 6Dec82- 5Hol 1m 1/4 48 1:12 1:49 3/4 Alw 3700
 8Mar82- 75A 1st 1/4 46 1:10 1:35 1/2 Alw 3000
 12Oct82- 75A 1st 1/4 46 1:10 1:41 1/2 Alw 3000
 30Aug82- 90m 1st 1/4 45 1:10 1:42 3/4 Alw 2500
 5Aug82- 70m 1st 1/4 214 .44 1:14 3/4 Alw 3300
 22Dec81- 5Hol 1st 1/4 46 1:11 1:42 1/2 Hol Fat
 22Dec81- Grade I
 13Oct81- 85A 1st 1/4 45 1:10 1:42 Norfolk
 13Oct81- Grade I
 11Sep81- 90m 1st 1/4 45 1:10 1:36 Del Mar Fat
 11Sep81- Grade II
LATEST WORKOUTS Jan 29 SA 4 fst :50 1/2 H Jan 23 SA 5 fst 1:00 H Jan 5 SA 5 fst 1:01 H Jan 1 SA 4 fst :48 1/2 H

B. g. 4, by Private Account—Isidra, by Irish River
 Br.—Continental Thoroughbreds Inc (Ky)
 Tr.—Gregson Edw (12 1 0 3 .00)
 85 6 7 6 4 5 2 3 3 37 Flores D R
 83 3 5 5 4 5 4 3 3 30 Flores D R
 83 10 10 10 10 10 8 7 7 7 Makalani C S
 83 1 6 5 4 6 4 6 5 51 Gyder A T
 91 4 3 3 5 4 5 4 4 3 Stevens G L
 95 4 6 6 4 5 4 2 1 1 Stevens G L
 83 4 5 5 5 4 5 4 4 4 Stevens G L
 68 3 10 10 7 11 11 10 10 Pincay L Jr
 79 5 9 8 11 6 4 3 2 Stevens G L
 77 3 10 7 5 3 3 4 2 Stevens G L

Lifetime 1993 2 0 0 2 \$11,550
 13 2 2 2 1992 5 1 0 0 \$25,325
 \$164,340 Turf 1 0 0 0
 Wet 1 0 0 1 \$5,700
118
 82 17 CertainAffw114*TurbulentKris1207Zurich114 Wide trip 7
 79 17 SrtogGmbk116RockRgr110Zurich114 Not enough late 6
 78 21 DstSn GR116MistyVill119IrshAdvrnt115 No threat 10
 77 17 ThWckdMth115DD10S1115JDrStn-CB116 No mishap 8
 90 12 LluWnm117JDrStn-CB116MtsSt.Grs116 No mishap 6
 86 11 Zurich115*SoErrClvr115JDoubleO'Slw116 Strong rally 10
 83 05 TrickMe1219DoubleO'Slew116DrAugust116 No mishap 7
 71-17 A.P.Indy121*OnceFloor1215CullLies121 Broke slowly 14
 86-16 Bertrando189Zurich116Bag118 Jostled start 9
 86-18 Bertrando143Zurich114JStuRecruit115 4-wide stretch 10

Siberian Summer

NARAYATI C S (141 17 21 19 .12)
 Own.—Buchram Oak Farm
 16Jan83- 85A sly 1/4 46 1:10 1:51 1/2 Sn Fernando
 16Jan83- Grade II
 12Dec82- 85M sly 1/4 46 1:10 1:49 B M Derby H
 12Dec82- Grade III; Originally scheduled at about 1 1/4 miles on turf
 22Nov82- 8Hol 1m 1/4 45 1:09 1:47 1/2 Hol Derby
 25Oct82- 85A gd 1/4 47 1:10 1:48 Volante H
 25Oct82- Grade III
 12Oct82- 35A 1m 1/4 47 1:10 1:34 Alw 3000
 15Sep82- 70m 1st 1/4 46 1:10 1:41 BEE Cajon
 2Aug82- 80m 1m 1/4 47 1:14 1:48 Dmr Dby Inv
 29Aug82- Grade II
 5Aug82- 50m 1st 1/4 46 1:10 1:36 3/4 Alw 4000
 5Jul82- 6Hol 1st 1/4 46 1:10 1:43 3/4 Alw 3000
 7Jun82- 3Hol 1st 7/8 22 1:45 1:20 3/4 Md Sp Wt
 7Jun82- Drifted out early, angled in 1/4, driving
LATEST WORKOUTS Jan 31 SA 5 fst 1:01 1/2 H Jan 25 SA 4 fst :46 1/2 H Jan 9 SA 6 fst 1:20 1/2 H (d) Jan 3 SA 5 fst 1:03 1/2 H

Gr. c. 4, by Siberian Express—Mia Karina, by Kocapade
 Br.—Buchram Oak Farm (Ky)
 Tr.—McAnally Ronald (43 2 6 6 .16)
 60 8 3 3 4 5 7 7 2 2 Valenzuela P A
 105 1 1 1 1 1 1 2 2 2 Behou V T
 99 1 7 7 1 4 2 5 1 1 Pincay L Jr
 93 9 2 2 2 2 2 2 2 Pincay L Jr
 91 8 2 3 2 2 1 1 1 Pincay L Jr
 103 5 2 2 2 1 1 1 1 Pincay L Jr
 83 8 5 4 3 3 3 3 3 Almeida G F
 92 9 5 5 1 1 6 1 2 1 Pincay L Jr
 91 5 2 2 2 2 1 1 1 1 Pincay L Jr
 96 1 4 1 1 1 1 1 1 1 Pincay L Jr

Lifetime 1993 1 0 0 0 \$124,625
 14 3 7 0 1992 13 3 7 0 \$39,000
 \$124,625 Turf 4 1 1 0 \$39,000
 Wet 2 0 1 0 \$20,000
118
 45-30 Bertrando1207StuRecruit1207ThWckdHor116 Stopped 6
 85-16 SDRecruit116SiberianSummer116FrxHws115 Held well 6
 86-15 ParkieCreek122*BenBien122Kilwood122 Wide trip 12
 77-21 Bicksburg110SbrnSmr117StuRec115 Bumped start 10
 85-11 SiberianSummer117AllBlu116JL Honorbl-Fr116 Driving 8
 82-19 Skp116SiberianSummer110BlinkingLights110 Game try 7
 83-10 Drs-CB1227SmlnAndDnc122*MrImpct122 No mishap 12
 86-16 BckngBrd110SbrnSmr117*Prt'sO'took110 Wide trip 10
 85-14 SbrnSmr1177HolD12117MnMoQckr118 Ridden out 8
 94-11 SiberianSummer1177SrtogGmbler122BluebirdC116 6

Daros-GB

DELANBOUSSAYE E (103 17 10 13 .17)
 Own.—Kirkwood & Sandee
 16Jan83- 85A sly 1/4 46 1:10 1:51 1/2 Sn Fernando
 16Jan83- Grade II
 1Jan83- 85A gd 1/4 47 1:11 1:48 3/4 San Gbrl H
 1Jan83- Grade III
 31Oct82- 9GP 1m 1/4 47 2:00 2:24 3/4 Br Cp Turf
 31Oct82- Grade I
 10Oct82- 85A 1m 1/4 46 1:59 2:24 3/4 Oak Tree Iv
 10Oct82- Grade I
 29Aug82- 80m 1m 1/4 47 1:14 1:48 Dmr Dby Inv
 29Aug82- Grade II
 31Jul82 @ SVichy(Fra) gd 1/4 2:03 1 GrandPrix deVichy(Gr3)
 3Jan82 @ 2Chantilly(Fra) gd 1/4 2:04 @ Prix d'AvillyStLeonard
 25Apr82 @ 2Sandown(Eng) gd 1/4 2:07 4 ThresherClassicTrial(Gr3)
 2Mar82 @ 3Doncaster(Eng) gd 1/4 1:43 @ Doncaster MileStks(L)
 14Mar82 @ 3Southwell(Eng) 1st 7/8 1:31 1 Smokescreen Hcp
 14Mar82- Raced on an all-weather Fibresand racetrack
LATEST WORKOUTS Jan 30 SA 6 fst 1:13 1/2 H Dec 28 SA 7 fst 1:30 H Dec 19 SA 1 fst 1:43 1/2 H Dec 13 SA 7 fst 1:20 1/2 H

DL. h. w. br. g. 4, by Danister—Tikona, by Northern Dancer
 Br.—Juddmonte Farms (GB)
 Tr.—Public Michael (7 0 0 0 .00)
 85 7 7 7 11 6 12 4 13 13 Walls M K
 80 5 4 5 1 4 2 1 8 11 Valenzuela P A
 97 2 2 2 2 2 1 1 1 1 Delahoussaye E
 106 6 3 4 7 3 3 3 3 Pincay L Jr
 98 7 4 4 3 2 1 1 1 1 Delahoussaye E
 3 1/2 Boutin M
 7 3/4 Jarnet T
 9 1 3/4 Quinn T R
 1 1/4 Munro A
 2 1/4 Weaver J J

Lifetime 1993 2 0 0 0 \$15,000
 11 3 1 2 1992 9 3 1 2 \$27,400
 \$27,400 Turf 6 2 0 2 \$27,400
 Wet 1 0 0 0 \$15,000
120
 60-30 Brtrnd1207Sb Rcr1207ThWckdNth116 Off slowly, wide 8
 62-22 StuOfCozn117BstrGrdn114LgrCl-Ar115 Jostled start 9
 90 — Fraise125*SkyChsic126QuestForFme-GB126 Faltered 10
 91-47 Nvron1261DInsivPly126Dros-CB121 Wide backstretch 6
 92-10 Dros-CB1227SmngAndDnc122*MrImpct122 Driving 12
 — Goolalik 120 1/4 Tel Quel 120 1/4 Daros 119 Closed well 9
 — FstCw 123 1/4 Rivr Mjsty 123 1/4 MtoRobrtln 123 No threat 9
 — Pollen Count 123 1/4 Aljadeer 123 1/4 Assessor 123 Outrun 10
 — Daros 117 1/4 Tanfith 123 1/4 My Memoirs 112 Bid, up late 8
 — EarlyStar 119 1/4 Dros 122 1/4 SndTel 127 Prom, bid, hung 14

Brilliant Blue

SKINNER K (9 1 1 0 .11)
 Own.—Out Of The Blue Stable
 27Jan83- 35A 1m 1/4 47 1:11 1:35 1/2 Alw 4000
 15Jan83- 85A sly 6/1 22 .45 1:10 1:47 Alw 4300
 30Dec82- 85A gd 6/1 22 1:45 1:51 3/4 Alw 4300
 30Dec82- Originally scheduled on turf at about 5 1/2 furlongs
 9Nov82- 7Lr sly 6/1 22 .46 1:12 1:47 3/4 Alw 2950
 24Oct82- 9Lr 1m 1/4 44 1:08 1:47 Japan H
 10Oct82- 8Lr 1st 1/4 48 1:13 1:44 3/4 Alw 2200
 2Sep82- 3Md 1m 5/8 213 .44 1:56 3/4 Alw 1800
 25Aug82- 8Mth 1st 6/1 213 .44 1:09 3/4 Alw 1900
 24Aug82- 7Sar gd 1/4 49 1:13 1:49 3/4 Alw 3300
 12Aug82- 5Sar 1st 6/1 22 1:45 1:10 3/4 Alw 3000
LATEST WORKOUTS Feb 5 SA 4 fst :52 1/2 H Jan 22 SA 6 fst 1:15 1/2 H Jan 9 SA 3 fst :42 1/2 H (d) Jan 5 SA 4 fst :48 1/2 H

Gr. c. 4, by Blue Ensign—Derider, by Golden Act
 Br.—Isella & Kaufman (Fla)
 Tr.—Murdoch Wls (3 0 1 0 .00)
 91 1 1 1 1 1 1 1 1 1 Skinner K
 7 4 5 6 5 4 5 3 4 4 Guerra W A
 90 1 6 5 1 5 2 5 5 4 Makalani C S
 87 5 6 3 7 4 7 5 1 Seefeldt A J
 77 11 8 9 10 10 10 10 10 Seefeldt A J
 80 1 3 3 3 4 4 4 5 1 Guerra W A
 7 4 3 9 6 7 6 1 5 Cavida W
 82 2 7 6 4 7 3 5 4 1 Homister RB Jr
 76 8 6 7 8 5 8 5 1 1 Samyn J L
 59 1 2 2 1 3 2 5 1 1 1 Kannel J L

Lifetime 1993 2 0 1 0 \$12,825
 18 3 1 1 1992 14 3 0 0 \$32,430
 \$66,855 Turf 6 1 1 0 \$32,430
 Wet 3 0 0 0 \$3,000
118
 86 13 Audio-Gel116BrilliantBlue115JFstCure115 Lugged out 6
 7 27 ShThSrgon115MscwMD117MghtlyJhl119 Wide 1/2 6
 87-16 EchOfYstrd119JApplthl112MscMD116 Broke slowly 7
 83 21 Mr. Fritz115Literal117North Carroll115 Wide 6
 84 03 BstEndorsmnt111MScmrLn118JndGrnt110 Outrun 11
 8 113 10 10 82 08 BronMthw117Mjesty'sTurn113AmeriVly113 Steaded 8
 1b 115 7 40 91-03 TsunmiSpngler116LightThmAll116RglSbr116 No rally 9
 b 107 9 50 87-15 WrdTst1121/4WhWldn1121/4Snbld112 No solid bid 7
 b 114 8 00 71 22 Elytis-Fr1177ProServe117*GrclFuOn117 Rank, steadied 8
 117 8 50 80 07 FortySmthng1177BstDrd114Dgnts112 Used in pace 6



Handicapping MAIDEN RACES.

Glen Connolly feels
strongly that we
should devote more
time to handicapping
Maidens.

His thesis is that
there is now a plethora of
maiden races at all tracks.
AND, that these races often
offer the highest mutuels of
the day.

*

So, let's look at a maiden
race handicapped and **WON**
by client **TONY HILL**.

Sean
1120
30435-A (4 2 1 80)
Own.—Koch Howard B
2Apr93-45A fsl 1 :47 1:114 1:371
18Mar93-45A fsl 1 1/4 :454 1:111 1:44
30Mar93-25A fsl 1 1/4 :472 1:123 1:513
4Feb93-95A fsl 1 1/4 :464 1:113 1:44
13Dec92-6Hol fsl 1 1/4 :47 1:122 1:441 3+ Mid 32000
29Mar92-4Hol fsl 6/8 :213 :443 1:094 3+ Mid Sp Wt
15Mar91-6Hol fm 1 1/4 @ :453 1:10 1:424 Mid Sp Wt
27Oct91-65A sl 6/8 :214 :453 1:101 Mid Sp Wt
LATEST WORKOUTS Apr 20 SA 6/8 fsl 1:143 H

B. c. 4, by Polish Navy—Gorming, by Sir Ivor
\$28,000 Br.—Koch Howard B (Ky) 145
Tr.—Whittingham Charles (2 0 1 1 .80)
68 6 8 743 531 454 443 Solis A
77 9 7 791 64 54 34 Solis A
76 10 6 63 431 443 453 Solis A
72 8 10 1191 971 843 673 Solis A
59 3 5 21 31 633 6103 Black C A
64 2 8 814 714 613 793 Solis A
65 9 9 919 913 793 53 Stevens G L
51 3 9 913 911 871 616 Stevens G L
Apr 14 Hol 5/8 fsl 1:021 H

Lifetime 1983 4 M 0 1 85,700
0 0 0 1 1982 2 M 0 0 6790
36,450 Yrfl 1 0 0 0
Wet 1 0 0 0
Bb 120 8.10 75-20 C/NM/Wid 1200 Mysterious Moon 1200 R/Oy/Ox 110 Broke slowly 9
Bb 110 5.20 75 19 M/dition/Wik 1100 Mysterious Moon 1100 M/SLS 110 Mild rally 11
Bb 120 8.90 86-22 Halo/Hab 1200 Crismon/ef 1100 C/NM/Wid 110 Wide trip 11
Bb 115 15.00 76-15 Cryst/Wes 1150 Lead The Gold 1150 Buck Tide 120 No threat 12
B 110 1.20 69-17 Flying Proof 1100 R/Oy/Ox 1100 Lead The Gold 1100 Brushed start 12
B 110 36.00 81-47 D/jail 1100 Tax Included 1100 Real Hickory 110 No factor 9
B 110 14.70 76-17 Afrca/Cin 1100 Pbs/Psta 1100 M/dtt/W 110 Wide into lane 9
117 37.70 63-24 A.P. Indy 11700 R/Pa 11700 Hckm/Crk 117 Passed lined ones 9
Apr 9 Hol 3/8 fsl :372 H Mar 30 Hol 5/8 fsl 1:002 H

Powerful Venue
PINCAY L JR (4 1 0 0 25)
Own.—Mannack James L
7Apr93-25A fsl 6/8 :214 :451 1:174 Mid 32000
12Mar93-45A fsl 6/8 :22 :451 1:111 Mid 32000
10Mar93-Greenly, wide early, steadied altered path 1/8
LATEST WORKOUTS Apr 16 Hol 5/8 fsl 1:002 H

B. c. 3(Apr), by Time to Explode—Prevonas—Ar, by Utopia
\$32,000 Br.—Mannack James L (Ky)
Tr.—Mannack Jason (1 0 0 0 .80)
45 9 7 802 811 713 612 Pincay L Jr
54 5 7 791 891 791 871 Pincay L Jr
Apr 3 Hol 5/8 fsl 1:011 H

Lifetime 1983 2 M 0 0
2 0 0 0 1982 0 M 0 0
B 110 4.50 70-15 Southern Dignity 1100 Dgent/Htr 1100 Drgstr 110 Wide trip 12
B 110 1.70 73-16 Baron Von Ullmann 1100 Choices 1100 Piccolo 116 12
Mar 27 Hol 5/8 fsl 1:002 H Mar 28 Hol 5/8 fsl 1:023 H

Country Courage
CASTANON A L (4 1 0 0 25)
Own.—Krymola Jr & Sandovick-Saginato
2Apr93-45A fsl 1 :47 1:114 1:371 Mid 32000
12Mar93-45A fsl 6/8 :22 :45 1:17 12Mid 32000
17Feb93-95A fsl 6/8 :22 :444 1:17 Mid 32000
LATEST WORKOUTS Apr 19 SA 1 fsl 1:45 H

Ch. p. 4, by Teddy's Courage—Country Tour, by Landish
\$28,000 Br.—Santoro Mark C (Cal)
Tr.—Spinnell Gary (—)
41 3 2 31 32 711 773 Castanon A L
42 5 2 21 771 713 713 Torres H
42 11 8 941 891 815 715 Torres H
Apr 13 SA 1 fsl 1:43 H

Lifetime 1983 3 M 0 0
3 0 0 0 1982 0 M 0 0
LB 110 111.00 61-20 C/NM/Wid 1200 Mysterious Moon 1200 R/Oy/Ox 110 Failed 9
LB 110 176.90 68-17 Thru/Rsc 1200 S/O/A/B/C/D 1200 Mount Hvn 110 Failed 12
LB 117 132.70 71-14 B/g/L 11700 S/rlght/Lxpr 11700 Colar 11700 Wide backstretch 11
Mar 21 SA 4/8 fsl :504 H Mar 6 SA 5/8 fsl 1:02 H

Calceines Blancos
GONZALEZ S JR (1 0 0 1 .80)
Own.—McCaffery & Toffan
3Apr93-65A fsl 6/8 :214 :443 1:10 Mid 40000
2July92-4Hol fsl 5/8 :222 :444 1:04 Mid 42000
LATEST WORKOUTS Apr 20 Hol 5/8 fsl 1:022 H

Ch. p. 3(May), by Northern Baby—Whipflips, by Tom Ruffe
\$32,000 Br.—Phillips Jacobo/ffo & Jordan Michael (Ky)
Tr.—Gonzalez J Pace (—)
53 9 9 1012 1012 911 711 Gonzalez S Jr
38 2 6 79 791 713 610 Desormeaux K J B
Apr 2 SA 6/8 fsl 1:022 H

Lifetime 1983 1 M 0 0
2 0 0 0 1982 1 M 0 0
B 111 52.60 75-13 Canada 1100 Pharon's Heart 1100 Halo Hero 110 Outrun 11
B 117 15.70 76-12 Impr/Rdg 11700 Prsn/Ln 11700 R/S 1100 Logged out drive 8
Mar 27 SA 6/8 fsl 1:10 H Mar 21 SA 6/8 fsl 1:143 H

Happympire
LIWARES M B (2 0 0 0 .80)
Own.—Fields & Lanza
12Apr93-25A fsl 1 1/4 :464 1:114 1:454 Mid 32000
12Mar93-25A fsl 6/8 :214 :45 1:171 12Mid 32000
7Mar93-65A fsl 6/8 :214 :444 1:164 12Mid Sp Wt
LATEST WORKOUTS Apr 4 SA 4/8 fsl :402 Hg

Ch. p. 4, by Empire Story—Happy I'm Here, by Happy Bookie
\$32,000 Br.—Fields & Lanza (Cal)
Tr.—Caban Arturo F (—)
53 9 10 1012 812 841 841 Linares M G
23 2 10 1211 1217 1221 1124 Linares M G
15 4 7 791 715 722 790 Linares M G
Mar 27 SA 4/8 fsl :401 H

Lifetime 1983 3 M 0 0
3 0 0 0 1982 0 M 0 0
LB 117 275.00 66-25 A/M/Sn 11700 S/Look/And/Hp 11700 MTH/S 1115 Rank early 11
Bb 110 101.00 68-13 C/prctv 1100 S/Look/And/Hp 1100 S/Ln/Prspct 113 No factor 12
Bb 110 70.00 57-12 Chr/Whly 1100 Yes/O/Mgic 1100 Wstco 1100 Broke slowly 7
Mar 4 SA 6/8 fsl 1:173 H Mar 4 SA 6/8 fsl :303 Hg

Black And Silver
BERRIO O A (—)
Own.—Sagala Barbara
20Mar93-95A my 1 :461 1:103 1:361 C/m 10000
25Sep92-5F px fsl 1 1/4 :462 1:113 1:453 3+ Mid 32000
16Sep92-30nr fm 1 1/4 @ :473 1:114 1:492 3+ Mid Sp Wt
19Aug92-30nr fsl 1 1/4 :473 1:372 2:023 3+ Mid 32000
24July92-6Hol fsl 1 1/4 :463 1:111 1:442 3+ Mid 32000
25Jan92-3GG fm 1 1/4 @ :474 1:124 1:512 3+ Mid Sp Wt
11Jan92-9Hol fsl 6/8 :222 :454 1:164 3+ Mid 32000
25Apr92-4Hol fsl 1 1/4 :463 1:12 1:44 3+ Mid 40000
LATEST WORKOUTS Apr 21 Hol 6/8 fsl 1:172 H

B. p. 4, by Spring Ten Bows—Never in Court, by Triple Bond
\$28,000 Br.—Work Jack R (Cal) 1362
Tr.—Mothet M Francois (—)
80 10 2 313 313 313 31 Berrio O A
73 5 2 21 211 211 27 Pedraza M A
47 7 5 64 901 919 822 Nakatani C S
58 11 2 313 743 773 913 Pincay L Jr
67 6 2 31 313 313 231 Pincay L Jr
35 1 2 21 513 715 726 Kaevel J L
34 1 9 793 919 914 919 Oldham D W
8 3 8 814 825 833 844 Oldham D W
Apr 16 Hol 6/8 fsl 1:134 H

Lifetime 1983 1 M 0 1 \$1,450
0 0 2 1 1982 7 M 0 2 86,320
\$8,270 Yrfl 2 0 0 0
Wet 1 0 0 1 \$1,990
LB 113 59.20 80-08 Astrisc's Dnc 113 Trp/Alph 113 Bk/And/Svr 113 Game try 10
LB 114 4.00 76-17 Explv/Jml 114 Bk/And/Svr 114 R/Oy/Ox 113 Bumped sta 9
LB 110 28.00 86-08 Cee's Stuz 110 Buck Tide 120 Amzon Ridge 110 Stopped 10
LB 110 5.30 73-15 Coco's Min 110 Doo/Rico 110 Supr Chf 111 Wide trip 11
LB 117 28.30 75-21 W/m's Bcr 117 Bk/And/Svr 117 45/Fin's 122 Brushed 2/5 10
LB 117 28.00 62-11 Spruce Gam 117 Sefton's Cooki 120 Turber 117 Stopped 7
Bb 116 33.00 68-13 Box Play 116 Super Sep 116 See Paster Fly 120 Outrun 12
B 115 44.10 48-17 Worry Fr 115 S/Ln's Ck 121 Chrsm/Ca 123 Broke slowly 8
Apr 8 Hol 5/8 fsl 1:042 H Mar 20 Hol 6/8 fsl 1:107 H

Splendid War
SEGUNDO M A (—)
Own.—Steele Dr Lestley & Elizabeth
2Apr93-95A fsl 1 1/4 :471 1:123 1:511 Mid 32000
18Mar93-45A fsl 6/8 :22 :451 1:111 Mid 32000
LATEST WORKOUTS Apr 13 Fpx 4/8 fsl :307 H

B. p. 3(Mar), by Approvella—Ariana's Princess, by Today's Tomorrow
\$28,000 Br.—Scott Sanna K (Cal)
Tr.—Paruzzi John (—)
68 12 11 114 74 64 54 Segundo M A
44 2 12 1210 110 1115 911 Segundo M A
Mar 27 SA 1 gdl 1:441 H

Lifetime 1983 2 M 0 0 \$450
2 0 0 0 1982 0 M 0 0
Bb 117 223.10 68-20 Wid/Obl 11770 Mjor/Wn 11700 Rk/Rms 117 4-wide stretch 12
Bb 110 150.20 68-16 Bron/Von Ullmann 1100 Chocs 1100 Piccolo 116 Broke slowly 12
Mar 18 SA 7/8 fsl 1:307 H Mar 5 Fpx 4/8 fsl :404 Hg

Times Square
ARIAS J C (—)
Own.—Adams & Webb & Templeton
7Apr93-25A fsl 6/8 :214 :451 1:174 Mid 28000
LATEST WORKOUTS Apr 22 Fpx 3/8 fsl :362 H

Ch. p. 3(Apr), by Aly Rat—Lambertwood, by Kresco
\$28,000 Br.—Adams Craig & Joann (Cal)
Tr.—Adams Craig (—)
17 3 11 1210 1210 1027 1024 Segundo M A
Apr 15 Fpx 7/8 fsl 1:304 H

Lifetime 1983 1 M 0 0
1 0 0 0 1982 0 M 0 0
B 116 252.00 58-15 Southn Dignity 1100 Dgent/Htr 1100 Drgstr 110 No factor 12
Apr 3 SA 6/8 fsl 1:153 Hg Mar 24 Fpx 5/8 fsl 1:04 H

Race Index # 5

6



6 FURLONGS. (1.004) CLAIMING. Purse \$7,000. 4-year-olds and upward, non-winners of three races. Weight, 122 lbs. Non-winners of a race since December 8 allowed 3 lbs.; since November 8, 5 lbs. Claiming price \$10,000.

LASIX—Espectro, J. Lee, Evan From Heaven, Choose Chuck, Moment Above, Logan Kane, Yuppie I Yea, Yea Or Nay, Ancient Justice, Twister's Tide, Erath Andy, Quick Zeal, Voyager Three, Tir an Og, North Dakota, Colonel Schilling, Straight Prospect.

La Vita's Bomb

PATIN H K (20 3 6 6 20)

Own.—Simon Jeanes

B. p. s. by Espectro—La Vita Corer, by Colonel Power

Br.—Simon J Miles (La)

Tr.—Matthew Bond (14 1 2 1 87)

\$10,000

114

Lifetime 1992 20 2 5 1 \$18,173
21 2 5 1 1991 1 M 0 0 0 550
\$18,723 Wet 2 0 0 0 M/F

Entered 8 Jan 03-11 FG

17Dec02-WF G 1st M 22 46 1:12 3/4 Clm 1000

12Nov02-LJnD gd 71 227 473 1:28 3/4 Clm 1000

29Oct02-7JnD 1st 71 23 473 1:28 3/4 Clm 1000

15Oct02-LJnD 1st M 234 473 1:28 3/4 Clm 1000

18Sep02-WOeD 1st M 234 487 1:23 3/4 Clm 1000

7Sep02-WOeD 1st M 22 46 1:12 3/4 Clm 1000

28Aug02-WOeD 1st M 22 45 1:12 3/4 Clm 700

17Aug02-WOeD 1st M 222 45 1:11 3/4 Clm 1000

11Jul02-7EoD 1st M 222 45 1:11 3/4 Clm 1000

24Jun02-WOeD 1st M 22 45 1:12 3/4 Clm 1000

Table with columns for race date, track, distance, time, and horse name. Includes entries for Patin H K, Martin E J, and Patin H K.

Table with columns for race date, track, distance, time, and horse name. Includes entries for Patin H K, Martin E J, and Patin H K.

Espectro

MURRAY K C (10 2 1 4 11)

Own.—Clugston C M

B. p. s. by Zimer—Volcano Mix, by Jerry Crow

Br.—Clugston C M (Ola)

Tr.—Matthew Paul E (10 2 2 4 11)

\$10,000

119

Lifetime 1992 11 2 0 2 \$4,716
20 2 0 4 1991 4 M 0 0 0 568
\$13,247 Wet 2 0 0 0 \$1,252

Entered 8 Jan 03-11 FG

17Dec02-7FG gd 51 227 473 1:12 3/4 Clm 5000

29Nov02-7RP 1st M 227 46 1:10 3/4 Clm 5000

15Nov02-7ORP 1st M 227 45 1:12 3/4 Clm 12500

22Oct02-6RP 1st M 227 45 1:12 3/4 Clm 10500

10Oct02-7RP 1st M 22 45 1:12 3/4 Clm 10500

27Aug02-4AP sly M 224 47 1:15 3/4 Clm 1000

17Aug02-2AP gd 71 227 47 1:27 3/4 Clm 1000

4Aug02-3AP gd 61 231 46 1:15 3/4 Clm 1000

28Jul02-6AP 1st 1 454 1:11 3/4 Clm 1000

16Jul02-6AP 1st M 22 45 1:17 3/4 Clm 1000

Table with columns for race date, track, distance, time, and horse name. Includes entries for Murray K C, Murray K C, and Murray K C.

Table with columns for race date, track, distance, time, and horse name. Includes entries for Murray K C, Murray K C, and Murray K C.

LATEST WORKOUTS Dec 23 FG 4 fct :53 M

Dec 23 FG 4 fct :53 M

Dec 23 FG 4 fct :53 M

J. Lee

POYADOU B E (150 M 13 M 20)

Own.—Bowler Judy Ann

B. p. s. by Bayou Hobart—Judy's Queen, by Fleet Feet

Br.—Bowler Judy Ann (La)

Tr.—Bowler Judy Ann (16 1 2 3 26)

\$10,000

114

Lifetime 1992 21 1 0 1 \$15,207
30 2 7 6 1991 17 1 1 5 55,904
\$21,111 Wet 3 0 1 1 \$1,851

18Dec02-WF G 1st M 221 45 1:11 3/4 Clm 5000

23Dec02-WF G 1st M 22 45 1:10 3/4 Clm 1000

17Nov02-LJnD gd 71 227 473 1:28 3/4 Clm 1000

29Oct02-7JnD 1st 71 23 473 1:28 3/4 Clm 1000

15Oct02-LJnD 1st M 234 473 1:28 3/4 Clm 1000

18Sep02-LJnD 1st M 234 473 1:28 3/4 Clm 1000

7Sep02-WOeD 1st M 221 46 1:12 3/4 Clm 1000

28Aug02-WOeD 1st M 221 46 1:12 3/4 Clm 1000

11Jul02-WOeD 1st M 22 45 1:12 3/4 Clm 750

LATEST WORKOUTS Jun 2 FG 4 fct :51 B

Table with columns for race date, track, distance, time, and horse name. Includes entries for Smith V L, Poyadou B E, and Poyadou B E.

Table with columns for race date, track, distance, time, and horse name. Includes entries for Smith V L, Poyadou B E, and Poyadou B E.

Evan From Heaven

MORRE K M (6 1 1 1 26)

Own.—Grossman Steven B

B. p. s. by Pacific Native—Rebatale Her, by Bushido

Br.—Grossman Steven B (La)

Tr.—Galer Gregory K (2 1 0 1 50)

\$10,000

114

Lifetime 1992 15 0 2 3 \$5,326
29 2 6 5 1991 14 2 3 2 13,542
\$18,870 Wet 4 0 0 2 \$1,177

24Oct02-RLAD 1st M 227 46 1:13 3/4 Clm 750

18Oct02-RLAD sly M 221 46 1:13 3/4 Clm 1000

15Sep02-RLAD 1st M 227 46 1:12 3/4 Clm 5000

25Aug02-RLAD gd M 227 46 1:12 3/4 Clm 5000

12Jul02-RLAD 1st M 22 46 1:12 3/4 Clm 1000

28Jun02-RLAD 1st M 22 46 1:12 3/4 Clm 1000

17May02-RLAD sly M 23 47 1:15 3/4 Clm 1000

3May02-RLAD 1st M 22 46 1:14 3/4 Clm 1000

26Apr02-WF G 1st M 221 46 1:14 3/4 Clm 750

LATEST WORKOUTS Dec 29 FG 4 fct :53 B

Table with columns for race date, track, distance, time, and horse name. Includes entries for Ardois R, Snyder L, and Snyder L.

Table with columns for race date, track, distance, time, and horse name. Includes entries for Ardois R, Snyder L, and Snyder L.

Choose Chuck

ROMERO S P (N3 2 1 M 21 17)

Own.—Frankie John

B. p. s. by John's Choice—Chuck's Collie, by Star de Noobes

Br.—Frankie John (La)

Tr.—Barnett Bobby C (47 15 6 4 32)

\$10,000

114

Lifetime 1992 4 2 1 0 \$16,440
6 2 1 0 1991 2 M 0 0 0 5200
\$16,600 Wet 1 0 0 0

5Dec02-WF G gd 14 481 1:13 1:45 3/4 Clm 2000

8Nov02-7LAD gd M 224 48 1:14 3/4 Clm 12500

28Jul02-RLAD 1st 71 23 46 1:25 3/4 Clm 2000

26Jun02-7LAD 1st M 227 46 1:12 3/4 Clm 7500

16Nov01-WF G 1st M 234 48 1:04 3/4 Clm 2000

Nov01-Early traffic, late gao

Nov01-LJnD 1st M 234 49 1:24 3/4 Clm 1500

LATEST WORKOUTS Dec 24 FG 5 fct 1:03 B

Table with columns for race date, track, distance, time, and horse name. Includes entries for Romero S P, Ardois R, and Walker B J Jr.

Table with columns for race date, track, distance, time, and horse name. Includes entries for Romero S P, Ardois R, and Walker B J Jr.

Moment Above

TPWEY J M (22 1 1 1 26)

Own.—Michael Robert

B. p. s. by For The Moment—Stars Above, by Great Above

Br.—Johnston E C Jr (Tex)

Tr.—Marce Robert (—)

\$10,000

1125

Lifetime 1992 11 1 0 1 \$4,130
11 1 0 1 1991 0 M 0 0 0 5205
\$4,130 Wet 1 0 0 0

29Nov02-WRP 1st M 227 46 1:17 3/4 Clm 1000

13Nov02-WRP 1st M 22 45 1:17 3/4 Clm 1000

8Nov02-WRP 1st M 22 48 1:19 3/4 Clm 1000

22Oct02-WRP 1st M 221 45 1:16 3/4 Clm 12500

4Oct02-WRP 1st M 221 46 1:17 3/4 Clm Sp Wt

15Aug02-1AP 1st 71 23 47 1:27 3/4 Clm 2000

7Aug02-4AP sly 1 463 1:13 1:42 3/4 Clm 2000

5Apr02-SOP 1st M 211 45 1:11 3/4 Clm Sp Wt

29Mar02-SOP 1st M 227 47 1:11 3/4 Clm 1500

12Mar02-SOP 1st M 227 47 1:14 3/4 Clm c-2000

Table with columns for race date, track, distance, time, and horse name. Includes entries for Prtlinger D R, Prtlinger D R, and Prtlinger D R.

Table with columns for race date, track, distance, time, and horse name. Includes entries for Prtlinger D R, Prtlinger D R, and Prtlinger D R.

Logan Kane

WALKER B JR (NS 17 17 M)
Own--McGowan G S

D. C. & by g. 4 by Motive Beauty--Clary Soc. by Seabrook
\$10,000 Dr--Holland Mr & Mrs W W Jr (NC)
Tr--David Sam B Jr (24 10 5 4 20)

Lifetime 1982 M 2 1 1 \$3,340
M 2 1 1 1981 0 M 0 0
\$3,340

119

Table with columns for race date, race name, distance, sex, age, and various performance metrics for Logan Kane's horses.

Table with columns for race date, race name, distance, sex, age, and various performance metrics for Logan Kane's horses.

Yuppie I Yea

FAUL R J (NS 23 19 M M)
Own--Smith Jimmie

D. C. & by Johnny Pro--Rose of Tralee, by Marie
\$10,000 Dr--Smith Jimmie O (La)
Tr--Yassere Sal (10 0 0 2 00)

Lifetime 1982 11 1 4 2 \$13,700
M 2 3 2 1981 11 1 0 0
\$13,702

114

Table with columns for race date, race name, distance, sex, age, and various performance metrics for Yuppie I Yea's horses.

Table with columns for race date, race name, distance, sex, age, and various performance metrics for Yuppie I Yea's horses.

Yea Or Nay

D'HARA K A (20 1 1 4 03)
Own--Russell Robert E

D. C. & by Table Run--Lady Mehmet, by Mehmet
\$10,000 Dr--Northwell Farms (Wash)
Tr--Russell Robert E (25 0 1 2 00)

Lifetime 1982 14 1 0 2 \$3,810
M 1 0 2 1981 0 M 0 0
\$3,810

117

Table with columns for race date, race name, distance, sex, age, and various performance metrics for Yea Or Nay's horses.

Table with columns for race date, race name, distance, sex, age, and various performance metrics for Yea Or Nay's horses.

Ancient Justice

BORLE C H (19 4 3 1 21)
Own--Goodbody Henry

D. C. & by Dr Escapade--Boca Beauty, by Restless Native
\$10,000 Dr--Berry Stanley (Tex)
Tr--Goodbody Henry M (9 1 1 1 11)

Lifetime 1982 13 2 4 1 \$12,553
M 2 4 1 1981 3 M 0 0
\$12,700

117

Table with columns for race date, race name, distance, sex, age, and various performance metrics for Ancient Justice's horses.

Table with columns for race date, race name, distance, sex, age, and various performance metrics for Ancient Justice's horses.

Twister's Tide

CAMINITA A J (NS 5 6 00)
Own--Shरणon Roy O

D. C. & by Bold Twister--Fortie Farkle, by Guffie
\$10,000 Dr--Devlan James B (Fla)
Tr--Roy Andrew T (16 0 1 4 00)

Lifetime 1982 12 0 1 1 \$3,542
M 2 1 1 1981 2 0 0 0
\$3,600

117

Table with columns for race date, race name, distance, sex, age, and various performance metrics for Twister's Tide's horses.

Table with columns for race date, race name, distance, sex, age, and various performance metrics for Twister's Tide's horses.

Erath Andy

MARTH E JR (23 13 13 M M)
Own--Broomfield Gerald

D. C. & by Overwood--Satanasmodemol, by Locomotivo
\$10,000 Dr--Laudermoth David BVM (La)
Tr--Broomfield Gerald (1 0 0 0 00)

Lifetime 1982 23 2 2 3 \$12,300
M 2 4 3 1981 0 M 2 0
\$12,873

114

Table with columns for race date, race name, distance, sex, age, and various performance metrics for Erath Andy's horses.

Table with columns for race date, race name, distance, sex, age, and various performance metrics for Erath Andy's horses.

OHM, WEDNESDAY, JANUARY 70, 1993

GROUNDS PAST PERFORMANCES

3



1 MILE. (1371) CLAIMING. Purse \$3,800 (includes \$1,200 LTBS supplement). Fillies and mares, 4 year-olds and upward, non-winners of two accredited races. Accredited Louisiana-breds. Weight, 122 lbs. Non-winners of an accredited race since December 20 allowed 3 lbs.; such a race since November 20, 5 lbs. Claiming price \$17,500. (Claiming races for \$15,000 or less not considered).

Race Index # 6

LASIX-Read Mix, Spicy Girl, Ernest Bid, Senorita Rosita, Snatchandgrabit, Crusin Again.

Blueyesnonglegs

Table with columns for race type, date, and performance times for Blueyesnonglegs.

Table with columns for trainer, horse name, and performance times for Blueyesnonglegs.

Table with columns for lifetime performance statistics for Blueyesnonglegs.

Read Mix

Table with columns for race type, date, and performance times for Read Mix.

Table with columns for trainer, horse name, and performance times for Read Mix.

Table with columns for lifetime performance statistics for Read Mix.

Crusin Again

Table with columns for race type, date, and performance times for Crusin Again.

Table with columns for trainer, horse name, and performance times for Crusin Again.

Table with columns for lifetime performance statistics for Crusin Again.

Ernest Bid

Table with columns for race type, date, and performance times for Ernest Bid.

Table with columns for trainer, horse name, and performance times for Ernest Bid.

Table with columns for lifetime performance statistics for Ernest Bid.

Senorita Rosita

Table with columns for race type, date, and performance times for Senorita Rosita.

Table with columns for trainer, horse name, and performance times for Senorita Rosita.

Table with columns for lifetime performance statistics for Senorita Rosita.

Snatchandgrabit

Table with columns for race type, date, and performance times for Snatchandgrabit.

Table with columns for trainer, horse name, and performance times for Snatchandgrabit.

Table with columns for lifetime performance statistics for Snatchandgrabit.

FAIR GROUNDS PAST PERFORMANCE

8

6 FURLONGS
FAIR GROUNDS

6 FURLONGS. (1804) CLAIMING. Purse \$3,200. 4-year-olds and upward. Weight, 122 lbs. Non-winners of two races since November 22 allowed 3 lbs.; a race since then, 5 lbs. Claiming price \$5,000.

LASIX—Candy Trinket, Deb's Flashing Boy, Beyond Reports, Quick Tam, Lost My Beau, Straight Prospect, Colonel Keating, Homestretch Scribe, Go for Broke Mike, Chief Reed, Malee Brandy, Tug 'n Tussle, Racing Van, Henry's Fella', Anxiety, Hot Action, Twelve Grands, Evan From Heaven.

Race Index # 7

Candy Trinket

Ch. & B. by Sweet Candy—Gold Trinket, by Triple Crown
 \$5,000 Tr.—Heckmann Freeman M (Ky)
 Tr.—Schwar Richard R (40 5 5 3 13)
 Own.—Friedberg Carolyn & Helen Cort
 24Jan12 WFG 1st M 22 467 1:11 1/4 31 Clm 5000 54 8 2 271 41 54 81
 17Dec12 WFG 1st M 21 461 1:12 1/4 31 Clm 5000 56 3 2 48 51 23 61
 27Nov12 WFG 1st M 22 454 1:11 1/4 31 Clm 5000 58 10 3 51 51 31 61
 10Nov12 SRP 1st M 22 462 1:11 1/4 31 Clm 7500 72 6 2 23 72 21 72
 22Oct12 SRP 1st M 21 444 1:10 1/4 31 Clm 10000 71 7 2 72 72 21 72
 25Sep12 SRP 1st M 22 451 1:10 1/4 31 Clm 10000 72 1 7 72 72 21 72
 15Aug12 WFG 1st M 22 443 1:10 1/4 31 Clm 5000 68 1 7 72 72 21 72
 15Jul12 WFG 1st M 22 454 1:10 1/4 31 Clm 5000 70 1 6 52 52 31 31
 10Jul12 WFG 1st M 22 45 1:11 1/4 31 Clm 5000 64 3 2 271 21 72
 21Jul12 WFG 1st M 22 451 1:11 1/4 31 Clm 5000 64 3 2 271 21 72

Lifeline	1993	1	0	0	0
81 12 10 75	1992	12	2	3	4
209,303	Wet	1	0	0	0
		4	2	1	0

77 W InspctMm117710bFlshngB117mTals114	Weakened 11
80 W MyUnc1M1177mStndBor1171Hrcnf.B.117	Weakened 12
83 W GoldKregple117mCald11717WuddyNets117	Four wide 12
85 W GadyGry119mCadyTrnk117mDrakAlon114	Lead, edged 12
87 W JzTay119mCadyTrnk117mAnnDnAlge114	Just edged 9
88 W CUCompany117mCadyTrnk117mStrdrt116	Second best 9
91 W EghtPatz1161WllCsh116mCndTrnk114	Weakened late 9
92 W EghtPatz1161WllCsh116mCndTrnk114	Weakened late 9
93 W EghtPatz1161WllCsh116mCndTrnk114	Weakened late 9
94 W EghtPatz1161WllCsh116mCndTrnk114	Weakened late 9
95 W EghtPatz1161WllCsh116mCndTrnk114	Weakened late 9
96 W EghtPatz1161WllCsh116mCndTrnk114	Weakened late 9
97 W EghtPatz1161WllCsh116mCndTrnk114	Weakened late 9
98 W EghtPatz1161WllCsh116mCndTrnk114	Weakened late 9
99 W EghtPatz1161WllCsh116mCndTrnk114	Weakened late 9

Deb's Flashing Boy

Ch. & B. by Flashy Image—Mid Deb, by Minnesota Mac
 \$5,000 Tr.—Scott John (Fla)
 Tr.—Morris Dwight L (40 1 10 28)
 Own.—Morris Dwight
 24Jan12 WFG 1st M 22 462 1:11 1/4 31 Clm 5000 69 2 11 115 115 81 21
 17Dec12 WFG 1st M 21 473 1:12 1/4 31 Clm 5000 78 8 2 24 21 113 81
 27Nov12 WFG 1st M 21 472 1:12 1/4 31 Clm 5000 78 8 2 24 21 113 81
 10Nov12 SRP 1st M 21 474 1:12 1/4 31 Clm 5000 58 2 9 42 73 42 31
 22Oct12 SRP 1st M 21 461 1:11 1/4 31 Clm 7500 60 6 10 43 61 31 31
 14Oct12 SRP 1st M 21 464 1:11 1/4 31 Clm 7500 63 3 4 32 31 31 24
 25Sep12 SRP 1st M 22 445 1:11 1/4 31 Clm 5000 56 9 1 42 43 45 45
 22Aug12 SRP 1st M 22 46 1:12 1/4 31 Clm 7500 68 11 3 62 31 74 17
 23Aug12 SRP 1st M 22 452 1:11 1/4 31 Clm 5000 47 10 4 54 45 74 74
 19Aug12 SRP 1st M 22 474 1:20 1/4 31 Clm 5000 67 4 9 45 53 25 21

Lifeline	1993	1	0	0	0
48 7 0 6	1992	12	3	2	2
520,632	Wet	0	0	1	0

82 W InspctMm117710bFlshngB117mTals114	Good close 11
74 W TwyGrnd117mRngVnl117mColorBrk114	No threat 12
86 W DbsFlshd119mBbrbr119mWhPrct117	Bad long lead 9
82 W DyrlM114m11970bFlshngB117	Squeezed early 10
71 W DbsFlshngB117mBbb'sSoag114	Just up 10
81 W PclTyr117mDbsFlshngB117mTHT117	Gradual close 10
85 W HyWmo122mJhon'sGly114mCannonCp118	4 wide bckstr 11
90 W DbsFlshngB117mTals114m119m117	Angled out 12
85 W UpHighMm122mShtyBoy119mDshlyM116	Raced wide 10
87 W Wbb117mDbsFlshngB117mLesaBd118	Rallied 10

Beyond Reports

Ch. & B. by Hot to the Line—Strong Spirit, by Pass the Drink
 \$5,000 Tr.—Sheridan & Williams (La)
 Tr.—Tambling Red (23 1 2 2 24)
 Own.—Santuzza R & Wallace L
 3Jan12 WFG 1st M 21 473 1:12 1/4 31 Clm 5000 56 5 9 51 61 71 51
 17Dec12 WFG 1st M 21 461 1:12 1/4 31 Clm 5000 51 1 1 119 92 53 75
 27Nov12 WFG 1st M 22 46 1:11 1/4 31 Clm 5000 57 2 8 111 91 27 31
 10Nov12 SRP 1st M 21 473 1:12 1/4 31 Clm 5000 65 7 7 94 64 54 51
 22Oct12 SRP 1st M 21 464 1:11 1/4 31 Clm 7500 58 1 1 81 71 51 84
 16Oct12 SRP 1st M 23 473 1:20 1/4 31 Clm 5000 58 3 3 81 81 81 81
 25Sep12 SRP 1st M 22 464 1:11 1/4 31 Clm 10000 76 2 2 78 64 31 31
 15Aug12 WFG 1st M 21 474 1:12 1/4 31 Clm 6500 82 6 2 14 17 17 19
 27Jul12 WFG 1st M 22 452 1:12 1/4 31 Clm 7500 73 6 2 14 34 24 24
 20Jul12 WFG 1st M 22 452 1:11 1/4 31 Clm 6250 59 5 8 94 58 44 34
 19Jul12 WFG 1st M 22 461 1:12 1/4 31 Clm 6250 59 5 8 94 58 44 34

Lifeline	1993	1	0	0	0
43 7 3 5	1992	21	4	3	4
532,114	Wet	3	0	0	1

83 W Ironed1177mHoGol1177mSouthsFuDncr117	No threat 12
76 W MyUnc1M1177mStndBor1171Hrcnf.B.117	Late rally 12
86 W DbsFlshngB117mBbrbr119mWhPrct117	No threat 9
85 W DbsFlshngB117mBbrbr119mWhPrct117	Improved position 10
75 W Brmstone119mGoldDolar117ArLchm117	Outrun 10
78 W PnkKngs1161JAREAbone118mDndDml15	No threat 9
76 W PnkKngs1171JAREAbone118mDndDml15	Gradual close 7
85 W DbsFlshngB117mBbrbr119mWhPrct117	Bad VZ, driving 8
85 W TgsTsl116mBbrbr119mWhPrct117	Inside bid 8
85 W PnkKngs1171JAREAbone118mDndDml15	Passed tired ones 8

Quick Tam

Ch. & B. by Party Grass—Grasshopper, by Elman
 \$5,000 Tr.—Parker Farley (La)
 Tr.—Perron John (4 0 1 1 24)
 Own.—James Glenn-Rutherford Deane
 3Jan12 WFG 1st M 22 462 1:11 1/4 31 Clm 5000 65 3 12 51 41 24 17
 17Dec12 WFG 1st M 22 452 1:11 1/4 31 Clm 5000 59 6 11 71 61 54 21
 27Nov12 WFG 1st M 22 471 1:12 1/4 31 Clm 5000 53 8 9 51 64 73 61
 10Nov12 SRP 1st M 21 472 1:12 1/4 31 Clm 5000 53 7 8 51 61 54 21
 4Nov12 SRP 1st M 22 461 1:11 1/4 31 Clm 7500 51 5 6 51 61 54 21
 22Oct12 SRP 1st M 22 474 1:21 1/4 31 Clm 5000 58 4 9 91 73 64 31
 14Oct12 SRP 1st M 22 474 1:21 1/4 31 Clm 5000 57 5 8 91 73 64 31
 20Sep12 SRP 1st M 21 472 1:21 1/4 31 Clm 6000 43 5 9 101 91 91 91
 23Sep12 SRP 1st M 21 48 1:22 1/4 31 Clm 5000 40 1 8 117 73 67 61
 7Sep12 WFG 1st M 21 461 1:12 1/4 31 Clm 5000 47 8 8 77 73 21 41
 15Aug12 WFG 1st M 21 463 1:12 1/4 31 Clm 5000 47 8 8 77 73 21 41

Lifeline	1993	1	0	0	0
33 5 2 2	1992	17	2	2	2
524,525	Wet	3	0	1	0

81 W QuickTam1177mHoGol1177mSouthsFuDncr117	Driving 12
83 W Brmstone119mGoldDolar117ArLchm117	Lacked solid bid 12
71 W Frld's117mBbrbr119mWhPrct117	Four wide 12
87 W DbsFlshngB117mBbrbr119mWhPrct117	No threat 9
77 W EquuMcal1177mCald11717WuddyNets117	Second best 8
82 W OctTyr117mDbsFlshngB117mTHT117	Outrun, clear late 10
82 W Wny117mDbsFlshngB117mTHT117	Lick'd in 7
82 W ApckGold1177mHoGol1177mSouthsFuDncr117	Outrun 9
74 W Wny117mDbsFlshngB117mTHT117	Lick'd in 7
82 W ApckGold1177mHoGol1177mSouthsFuDncr117	Outrun 9
74 W Wny117mDbsFlshngB117mTHT117	Lick'd in 7
82 W ApckGold1177mHoGol1177mSouthsFuDncr117	Outrun 9

Lost My Beau

Ch. & B. by Beaz's Eagle—Lost My Way, by Advocate
 \$5,000 Tr.—Wild Plum Farm (Colo)
 Tr.—Saberville Donald (3 0 0 0 28)
 Own.—Pillar Kevin
 4Nov12 Shaw 1st M 22 444 1:10 1/4 31 Clm 5000 50 5 7 51 51 51 81
 28Oct12 Shaw 1st M 22 453 1:10 1/4 31 Clm 5000 62 11 1 51 51 51 81
 14Oct12 Shaw 1st M 22 453 1:10 1/4 31 Clm 5000 63 7 8 111 91 54 44
 22Sep12 SAP 1st M 21 47 1:12 1/4 31 Clm 6250 55 7 1 31 45 71 71
 15Sep12 SAP 1st M 22 461 1:11 1/4 31 Clm 5000 58 3 4 34 31 21 71
 4Aug12 SAP 1st M 22 463 1:12 1/4 31 Clm 5000 25 3 4 37 61 81 81
 23Jul12 SAP 1st M 22 463 1:12 1/4 31 Clm 5000 43 3 4 37 61 81 81
 11Jul12 SAP 1st M 21 46 1:12 1/4 31 Clm 5000 45 8 5 51 51 81 81
 3Jun12 SAP 1st M 22 461 1:11 1/4 31 Clm 5000 60 4 7 79 73 67 61
 28Apr12 65th 1st M 22 46 1:10 1/4 31 Clm 16000 63 7 6 51 51 81 81

Lifeline	1992	15	1	0	1
27 4 2 4	1981	12	3	2	3
629,832	Wet	0	2	0	1

82 W Ray'sRocket119mFreeBooty114LLRaler117	Tired 12
75 W Wny117mDbsFlshngB117mTHT117	Mild wide bid 11
83 W CriticKng114mTals114m117mDnncr117	Wide rally 11
87 W Efrncal119mBbrbr119mWhPrct117	Wide throughout 7
73 W GdnNymph1177mTals114m117mDnncr117	Brief speed 9
84 W Cobraz112mKimoSkid1177mCrnkAlChocel117	Outrun 8
82 W TmsABunde118mBgtcl115mB10mGold117	Thru early 8
86 W Wny117mDbsFlshngB117mTHT117	Care wayline 9
86 W Wny117mDbsFlshngB117mTHT117	Care wayline 9
86 W Wny117mDbsFlshngB117mTHT117	Care wayline 9
86 W Wny117mDbsFlshngB117mTHT117	Care wayline 9
86 W Wny117mDbsFlshngB117mTHT117	Care wayline 9
86 W Wny117mDbsFlshngB117mTHT117	Care wayline 9
86 W Wny117mDbsFlshngB117mTHT117	Care wayline 9
86 W Wny117mDbsFlshngB117mTHT117	Care wayline 9
86 W Wny117mDbsFlshngB117mTHT117	Care wayline 9

Straight Prospect

Ch. & B. by Skip Trial—Monkey's Gkt, by Mr. Prospector
 \$5,000 Tr.—Private Stables (Fla)
 Tr.—Butte Charles L (23 6 1 2 25)
 Own.—Craig Enderships Inc
 3Jan12 WFG 1st M 21 46 1:12 1/4 31 Clm 10000 60 2 4 15 15 31 21
 18Dec12 Shaw 1st M 22 463 1:12 1/4 31 Clm 7500 52 4 2 11 24 32 31
 30Oct12 Shaw 1st M 22 463 1:12 1/4 31 Clm 5000 51 10 1 21 24 32 31
 22Aug12 SRP 1st M 21 464 1:10 1/4 31 Clm 5000 10 9 8 124 97 117 117
 15Aug12 SRP 1st M 22 454 1:10 1/4 31 Clm 5000 28 6 3 75 94 111 117
 18Aug12 SRP 1st M 22 461 1:11 1/4 31 Clm 15000 25 6 3 44 54 111 117
 11Apr12 SRP 1st M 21 454 1:11 1/4 31 Clm 10000 25 10 2 21 54 101 91
 4Apr12 SRP 1st M 21 454 1:12 1/4 31 Clm 10000 29 2 5 24 21 29 71
 19Mar12 WFG 1st M 22 471 1:12 1/4 31 Clm 17500 69 8 6 42 41 21 34
 14Mar12 WFG 1st M 22 463 1:12 1/4 31 Clm 15000 63 4 3 24 11 14 14

Lifeline	1983	1	0	0	1
17 2 0 3	1982	16	2	0	1
17,549	Wet	2	0	0	0

79 W DMV119m1197mPrAc11177mSUrPrct117	Forced out 11 12
75 W BucklPlus119mBrcnH'sGry116JolyDncr114	Tired 8
76 W StrphtPrct117mAljro1127mAjmPrk114	Driving 11
86 W TexasGroom118mJudge E. W 112mHwR118	Tired 11
75 W D. M. Security119mOlympAth113mCadorB112	Tired 11
75 W RubenRck11177mFrAnyNorth1177mAction119	Care way 12
81 W WncsBar116mHerborom1121mToUeforc121	Tired 10
85 W CntUeDrr117m117mTstolad117	Bad Fast 10
76 W ChkM115V1177mSughPrct118	Improved position 11
83 W StrphtPrct117mAljro1127mAjmPrk114	Driving 8

Prairie Bayou

SMITH M E (-)
Own.-Lobby Stable
WApr31- BKee fst 1/4 :481 1:121 1:493
WApr31-Grade II
ZMar31-11TP fst 1/4 :472 1:113 1:504
ZMar31-Grade II
26Feb31- BAqu fst 1/4 :483 1:131 1:451
24Jan31- BAqu fst 1/4 :48 1:122 1:424
13Jan31- BAqu shy 1/4 :493 1:142 1:433
20Dec31- MLR1 w/ 1/4 :404 1:134 1:524
18Nov31- 7CD fst 1/4 :474 1:132 1:45
2Nov31- 4CD fst 1/4 :482 1:143 1:461
14Oct31- SKee fst 7/8 :222 :46 1:234
LATEST WORKOUTS Apr 25 CD

Ch. g. 3(Mar), by Little Monsoon-Whiffing, by Wavering Monarch
Br.-Lobby Stable (Ky)
Tr.-Baberman Thomas (-)
Blue Grass 96 8 8 871 831 7th 12 Smith M E 121 3.70 87-16 PrairieBayou1217Wind121=DixielndH121 5 wide rock out 9
Jim Beam 98 1 8 872 743 113 14 McCarron C J 121 *1.20 79-10 PrriByo1217ProdsRom1217Mar'sMkt121 5 wide driving 9
Whirlway 99 4 5 21 21 174 13 Smith M E 117 *1.40 79-24 Prairie Bayou1173 Rohwer1149 Sews Gold114 Driving 5
Comet Fleet 93 1 5 431 311 11 13 Smith M E 117 *1.30 88-24 Prairie Bayou1173 Sews Gold1173 Rohwer117 Driving 6
Pappa Riccio 90 2 4 45 44 213 21 Smith M E 117 *1.30 83-28 Br'sBubbtor1173PrriByo1173CissEwov117 Mild rally 4
Inner Harbor 84 6 8 893 631 2nd 2nd Velazquez J R 122 *1.50e 76-32 JorgofMxcol13PrriByo12240za113 Wide bmpd hung 9
Alw 2700 85 3 9 1011 941 11 13 Bartram B E 121 *2.40 89-15 PrriByo122PE nchng12113ColonMx123 Ridden out 11
Md Sp Wt 79 6 11 912 631 113 113 Bartram B E 119 5.60 83-22 PrriByo11911UnionCity1193Wchcl119 Wide, driving 11
Md Sp Wt 61 9 11 643 85 854 710 Miller D A Jr 119 8.10 80-14 TurnOffthL1194ContryEld1193ChrmH119 Ho rally 12
Apr 21 CD 5/1 fst 1:00 H Apr 21 CD 5/1 fst 1:00 H Apr 6 CD 4/1 fst :51 B Apr 21 CD 5/1 fst :52 H

Lifetime 1982 5 4 1 0 \$788,886
9 6 2 0 1982 4 2 1 0 \$46,880
\$833,766
Wet 2 0 2 0 \$218.16

Sea Hero

BAILEY J D (-)
Own.-Rakeby Stable
WApr31- BKee fst 1/4 :481 1:121 1:493
WApr31-Grade II
25Feb31- 5GP fm 1/4 :463 + 1:463 +
7Feb31- WGP fst 1/4 :472 1:123 1:462
7Feb31-Grade III; Originally scheduled on turf
31Oct31- WGP fst 1/4 :46 1:102 1:432
31Oct31-Grade I
10Oct31- 78el gd 1 :443 1:09 1:344
WOct31-Grade I
21Sep31- 78el fm 1 :453 1:093 1:343
7Sep31- 58el fm 1 :462 1:102 1:352
21Aug31- 6Sar fst 7/8 :23 :46 1:24
2Aug31- 6Sar fst 6/8 :222 :454 1:102
13July31- 58el fst 5/8 :221 :452 1:03
LATEST WORKOUTS Apr 29 CD 3/1 fst :36 B

B. c. 3(Mar), by Polish Navy-Glowing Tribute, by Broomstick
Br.-Milton Paul (Va)
Tr.-M Hor MacKenzie (-)
Blue Grass 91 1 5 53 513 4th 423 Bailey J D
Alw 3300 91 2 2 213 21 31 313 Bailey J D
Palm Beach 66 9 4 44 63 993 9133 Bailey J D
Br Cp Juv 72 6 6 623 631 873 793 Bailey J D
Champagne 99 1 5 32 2nd 14 153 Bailey J D
Alw 2900 86 7 4 423 31 113 113 Bailey J D
Md Sp Wt 83 1 5 313 31 113 113 Bailey J D
Md Sp Wt 69 4 8 743 643 423 213 Madrid A Jr
Md Sp Wt 63 5 3 833 84 753 573 Madrid A Jr
Md Sp Wt 56 5 6 64 64 413 Bailey J D
Apr 23 CD 6/1 fst 1:142 H

Lifetime 1982 3 0 0 1 \$28,290
10 3 1 1 1982 7 3 1 0 \$238,720
\$267,010
Wet 3 2 0 1 \$37,290

Wild Gale

SELLERS S J (D O B 1 80)
Own.-Little Fish Stable Inc
WApr31- BKee fst 1/4 :492 1:132 1:433
WApr31-Grade II
ZMar31-11TP fst 1/4 :472 1:113 1:504
ZMar31-Grade II; Fractions gate, always wide, passed tired ones
5Mar31- 7GP fst 7/8 :234 :473 1:231
2Mar31- WCD fst 1/4 :473 1:124 1:453
2Mar31-Grade III
14Mar31- BAqu fst 1/4 :47 1:114 1:501
WMar31-Grade II
21Oct31- 9WO sl 1/4 :474 1:134 1:44
14Oct31- 9WO fst 1/4 :471 1:121 1:461
11Oct31-Grade III
25Sep31- 9WO fst 6/8 :223 :462 1:114
4Sep31- 9WO fst 5/8 :221 :46 1:51
LATEST WORKOUTS Apr 29 CD 3/1 fst :36 B

Bt. h. or br. c. 3(Mar), by WM Again-Monster, by LRBe Current
Br.-Cabernet Farm Inc-Rumpus Farm Inc (Ky)
Tr.-Boyle Michael J (-)
Lexington 96 9 4 543 53 533 Sellers S J
Jim Beam 83 6 9 943 94 533 Sellers S J
Alw 3700 88 1 3 31 23 25 25 Sellers S J
B & W J Cb 87 8 9 843 943 3rd 1st Sellers S J
Remsen 86 11 8 643 31 433 343 Smith M E
Alw 2800 75 2 6 543 42 12 19 Seymour D J
Grey 77 4 9 943 423 134 214 Seymour D J
Alw 2400 72 3 5 543 54 243 Penna D
Victoria 58 4 6 543 57 543 443 Penna D
Apr 25 CD 6/1 fst 1:154 H

Lifetime 1980 3 0 1 0 \$26,430
11 3 3 2 1982 0 3 2 2 \$288,380
\$233,760
Wet 1 1 0 0 \$16,400

Ragtime Rebel

LESTER R H (-)
Own.-Childress Ronald J
17Apr31- 9OP fst 1/4 :454 1:094 1:40
17Apr31-Grade II
1Apr31- BRP fst 1/4 :463 1:112 1:434
14Apr31- BRP fst 1/4 :472 1:111 1:441
8Apr31- BRP fst 1/4 :47 1:133 1:47
25Oct31- BRP fst 7/8 :214 :44 1:222
11Oct31- BRP fst 7/8 :214 :443 1:241
11Oct31-Run in divisions
30Aug31- 11SFa fst 6/8 :221 :452 1:199
19Aug31- 9SFa fst 6/8 :223 :46 1:20
LATEST WORKOUTS Apr 27 RP

Ch. c. 3(Apr), by Dixieland Band-Lady in Red, by Prince John
Br.-Gordon Margay & Elsworth Sandra (Ky)
Tr.-Barnall Cliff W (-)
Art Dby 98 2 10 1430 11 843 623 Quinonez L
Rem Dby 91 6 9 843 943 623 323 Quinonez L
H Place Dby 82 3 5 943 57 43 313 Quinonez L
Dby Tri 82 4 7 743 633 38 21 Quinonez L
Mathis B Fut 71 11 12 13111111 913 693 Quinonez L
Prevue 72 8 8 843 843 453 23 Quinonez L
Sfe Fut 53 4 9 943 73 223 11 Valenzuela F Z
Fut Tri 47 3 10 743 633 353 21 Valenzuela F Z
Apr 25 RP 3/1 fst :36 B

Lifetime 1980 4 0 1 2 \$42,340
10 1 4 3 1982 6 1 3 1 \$82,880
\$194,377
Wet 1 1 0 0 \$16,400

Dixieland Heat

ROMERO R P (D O B 1 80)
Own.-Cook Leland
WApr31- BKee fst 1/4 :481 1:121 1:493
WApr31-Grade II
28Apr31- 9FG shy 1/4 :463 1:112 1:444
28Apr31-Grade III
8Apr31- 9FG fst 1/4 :481 1:13 1:431
8Apr31-Run in Divisions
15Feb31- 9FG fst 1 :471 1:114 1:373
13Jan31- 9FG fst 6/8 :22 :46 1:122
21Dec31- 9FG fst 6/8 :22 :463 1:113
LATEST WORKOUTS Apr 27 CD 6/1 fst 1:151 B

Bt. h. or br. c. 3(Feb), by Dixieland Band-Eveing Sth, by Demosco
Br.-North Ridge Farm (Ky)
Tr.-Romero Gerald J (3 1 0 1 33)
Blue Grass 93 5 6 633 413 3rd 33 Romero R P
Lisana Dby 93 6 7 54 45 23 123 Romero R P
Risea Star 93 4 3 223 2nd 11 123 Romero R P
Lecointe H 85 5 4 533 433 123 Perrodin E J
Alw 1300 74 3 6 643 533 13 13 Perrodin E J
Md Sp Wt 72 6 6 333 21 113 173 Perrodin E J
Apr 26 CD 7/1 shy 1:35 B

Lifetime 1980 5 4 0 1 \$274,175
6 8 0 1 1982 1 1 0 0 \$4,000
\$280,775
Wet 1 1 0 0 \$16,400

MI Cielo

Table with columns for date, grade, and time. Includes entries for Gryder A T and various workout times.

Table with columns for date, grade, and time. Includes entries for Ark Dby, Rebel, and other horses.

Table with columns for Lifetime, 1983, 1982, and 1981. Includes entries for Rockmundo and other horses.

Wallenda

Table with columns for date, grade, and time. Includes entries for Blue Grass, Florida Dby, and other horses.

Table with columns for date, grade, and time. Includes entries for Blue Grass, Florida Dby, and other horses.

Table with columns for Lifetime, 1983, 1982, and 1981. Includes entries for Prairie Boy and other horses.

Corby

Table with columns for date, grade, and time. Includes entries for Blue Grass, San Felipe, and other horses.

Table with columns for date, grade, and time. Includes entries for Blue Grass, San Felipe, and other horses.

Table with columns for Lifetime, 1983, 1982, and 1981. Includes entries for Prairie Boy and other horses.

Diazo

Table with columns for date, grade, and time. Includes entries for Ark Dby, Alw 3000, and other horses.

Table with columns for date, grade, and time. Includes entries for Ark Dby, Alw 3000, and other horses.

Table with columns for Lifetime, 1983, 1982, and 1981. Includes entries for Rockmundo and other horses.

El Bakan

Table with columns for date, grade, and time. Includes entries for Lexington, Handicap Series, and other horses.

Table with columns for date, grade, and time. Includes entries for Lexington, Handicap Series, and other horses.

Table with columns for Lifetime, 1983, 1982, and 1981. Includes entries for Grand Jew and other horses.

#	NAME	DIST.	1ST CALL	2ND CALL	FIN. CALL	1st B/L	2nd B/L	Stretch B/L	Final B/L
1	WSEA	9.5	48.1	112.1	155.4	3.00	1.75	0.20	2.75
2	PRAIR	9.5	48.1	112.1	155.4	7.50	3.50	0.00	0.00
3	CORBY	9.5	46.1	110.2	154.3	1.50	1.50	0.00	0.00
4	MI CI	9.5	45.4	109.4	154.2	7.00	6.00	5.00	1.50
5	BULL	9.5	48.0	112.0	157.4	9.00	7.50	4.00	0.10
6	PERS	9.5	46.4	110.1	155.2	0.00	0.00	0.00	0.00
7									

K I N E T I C G E N E R A T O R
* * * * *

Race: ky9.RA Dist = 9.5 FURLONGS Comments:

ENERGY FACTORS

Name	Total	Hidden	Fx	Med	Lex	3rd	ESP Type
WSEA	162.31	66.56	65.99	67.36	32.64	32.50	Sustained
PRAIR	162.54	67.07	65.75	67.14	32.86	32.80	Sustained
CORBY	163.81	65.28	66.70	68.24	31.76	32.08	S/P Presser
MI CI	163.92	65.58	66.35	68.32	31.68	32.04	S/P Presser
BULL	160.07	66.58	65.48	67.37	32.63	31.80	Sustained
PERS	163.85	65.57	65.57	69.09	30.91	31.25	Early

A number of clients, including TONER, won the Ky. Derby and had the Exacta. They might resent being called crazy, but ours is a crazy avocation. The more consistent, sensible teachers in our group did not have SEA. Once again, handicapping proves itself a subjective process. Here's how those who won saw the race.

E N T R O P Y
* * * * *

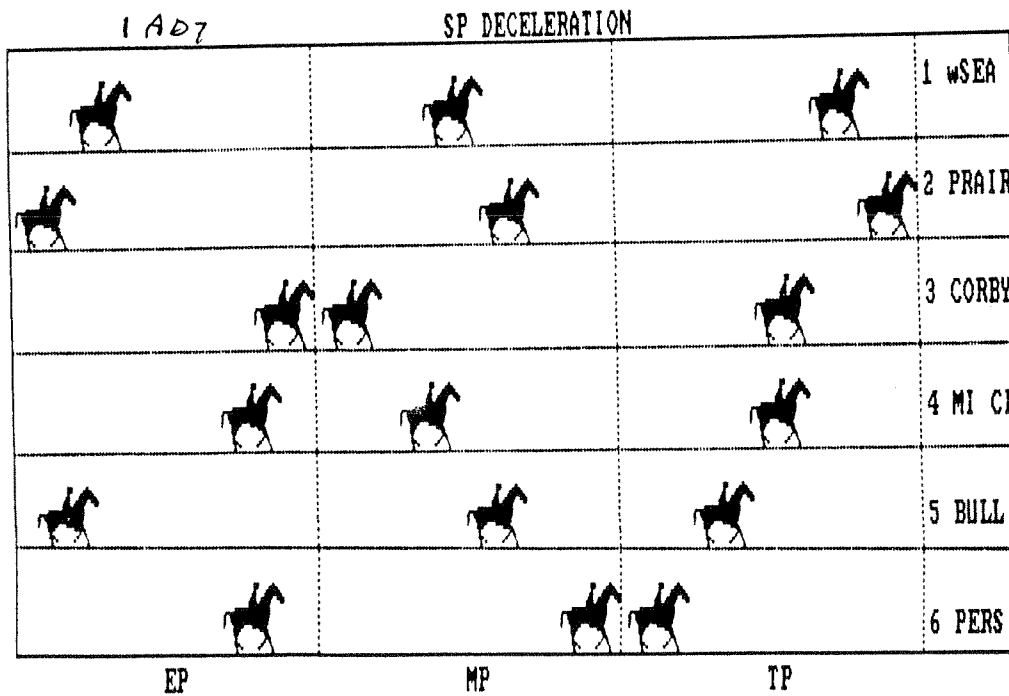
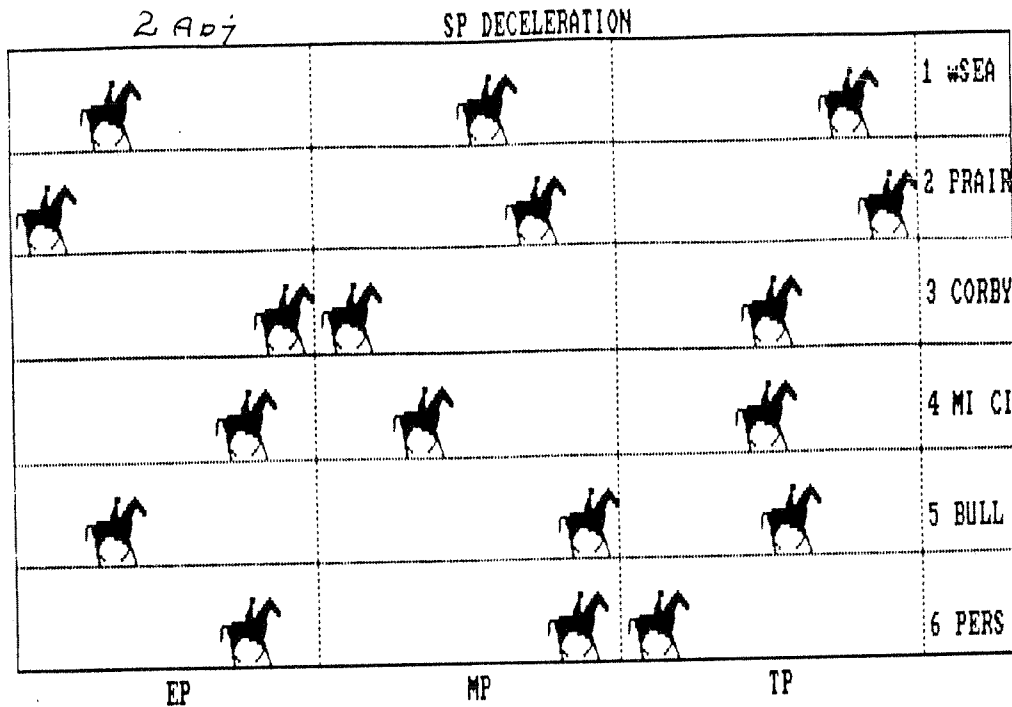
SORT DC/V COMPOSITE

Name	Ep/dv	P/dv	He/dv	Td/dv	Pm/dv	Total
PERS	1	2	6	6	6	21
CORBY	2	1	3	5	4	15
MI CI	3	3	4	4	3	17
WSEA	4	4	2	2	2	14
PRAIR	5	5	1	1	1	13
BULL	6	6	5	3	5	25


NO version of Phase I
Gets this horse.

C O M P O S I T E R A T I N G S

Name	Mpr	Lpr	Cpr
WSEA	82.3	93.4	175.6
PRAIR	80.5	98.9	179.4
CORBY	91.5	93.8	185.3
MI CI	90.0	94.2	184.2
BULL	77.5	91.2	168.7
PERS	94.0	86.1	180.1



Pace	Matchup		
	F 1	F 2	F 3
Pace	57.17	56.79	54.07
CORBY	57.17	54.84	52.67
PERS	56.69	56.69	51.31
MI CI	56.68	55.43	52.59
wSEA	55.06	56.00	53.62 ✓
BULL	55.04	56.79	52.86
PRAIR	54.25	56.39	54.07 ✓



Doctor S Match Up

X 1	X 4	X 6=PRAIR
X 2 3	X 5	X 4=wSEA
X	X 2	X
X	X	X
X	X	X 5=BULL
X	X 3 6	X 1=CORBY 3=MI CI
X	X 1	X
X	X	X
X 4 5	X	X
X	X	X
X	X	X
X 6	X	X 2=PERS
X	X	X
X	X	X

Start	1st	2nd	3rd
-------	-----	-----	-----

M A T C H - U P
* * * * *

	Par/ex E		Par/ex S
PERS	████████████████████	PRAIR	████████████████████
CORBY	████████████████████	wSEA	████████████████████
MI CI	████████████████████	CORBY	████████████████████

	Par/ex P
CORBY	████████████████████
PRAIR	████████████████████
wSEA	████████████████████

Final Fraction

<u>PRAIR</u>	
32.82	
<u>CORBY</u>	<u>wSEA</u>
31.98	32.55
<u>MI CI</u>	<u>PERS</u>
31.93	31.15
<u>BULL</u>	
32.09	

HERE'S A SHORT COMMENTARY FROM ANOTHER CLIENT WHO WON THE DERBY:

In other news, with Entropy's help, I cashed a winning ticket on Sea Hero in the Kentucky Derby. If I had it, I'm sure at least 90% of our group did. Thanks, Doc.

Zack Soderberg
Zack Soderberg

NO, ZAK. YOU WERE IN THE 10%-90% OF OUR PEOPLE HAD SEA AS A 3RD CHOICE. HAD THEY FOLLOWED MY \$\$\$ MANAGEMENT ADVICE ABOUT BETTING 3RD CHOICES WHEN THE ODDS ARE HIGH, THEY TOO, WOULD HAVE WON. CONGRATULATIONS!

SIMULCAST RACE —1 1/4 miles. The Kentucky Derby (from Churchill Downs). Three year olds. Purse \$945,900.			
6—SEA HERO (Bailey)	33.40	18.40	8.80
5—PRAIRIE BAYOU (M. Smith)	6.40	4.40	
12—WILD GALE (S. Sellers)			4.60
Time—2.02 2/5.			
\$2 EXACTA (6-5) paid \$388			
\$2 TRIFECTA (6-5-12) paid 3120			

KENTUCKY DERBY CHART

Copyright. 1993 News America Publications Inc. (Daily Racing Form)

1 1/4 miles. 3-year olds. Purse \$500,000-added. Value of race \$985,900. Winner \$735,900. second \$145,000, third \$70,000, fourth \$35,000.

Horse and Jockey	Wt.	PP	1/4	1/2	3/4	1	Str.	Fin	To \$
Sea Hero, Bailey	126	6	13	12 1/2	10 1/2	7 1/2	11	12 1/2	12.90
Prairie Bayou, Smith	126	5	16	16 1/2	16hd	9 1/2	63	2hd	4.40
f Wild Gale, Sellers	126	13	12	13hd	11 1/2	6hd	3 1/2	3nk	8.50
Personal Hope, Stevens	126	7	2	21	2 1/2	1 1/2	2 1/2	4 1/2	8.20
a-Diaz, Desormeaux	126	18	11	11 1/2	9 1/2	4 1/2	4hd	5hd	17.40
a-Corby, McCarron	126	17	4	5 1/2	3hd	2hd	5 1/2	6 1/2	17.40
Kissin Kris, Santos	126	2	18	19	19	18 1/2	9hd	72	16.30
f Silver of Silver, Vasquez	126	97	14	152	152	11hd	8hd	8no	8.50
f Ragtime Rebel, Lester	126	14	19	17hd	182	16 1/2	10 1/2	92	8.50
f Truth Of It All, Velasquez	126	3	17	182	17hd	171	11 1/2	104	8.50
Bull Inthe Heather, Ramos	126	10	8	9 1/2	7hd	8hd	12 1/2	11no	5.20
Dixieland Heat, Romero	126	15	7	8 1/2	8hd	12 1/2	13 1/2	12nk	20.80
Wallenda, Day	126	16	15	14 1/2	14 1/2	15 1/2	14 1/2	132	12.50
f-Mi Cielo, Gyorffu	126	12	10	102	13 1/2	14hd	15 1/2	14 1/2	8.50
Union City, Valenzuela	126	4	6	6 1/2	41	31	7 1/2	15 1/2	5.90
Storm Tower, Wilson	126	1	1	1 1/2	1 1/2	51	17 1/2	16no	9.00
Rockamundo, Sorel	126	8	3	3hd	51	102	161	17 1/2	10.20
f-El Bakan, Peret	126	19	9	71	12 1/2	19	19	17 1/2	8.50
Tossofthecon, Pincay	126	11	5	4 1/2	61	13 1/2	182	19	8.50
a—Paulsen owned entry. f Mutuel field.									
6—SEA HERO						27.80	12.80	8.00	
5—PRAIRIE BAYOU							7.20	4.80	
12—WILD GALE								4.20	

Time --22 4/5, 46 3/5, 1:11 1/5, 1:36 4/5, 2:02 4/5. Start good, won driving. Track-- Cloudy and fast. Winner—b.c. by Polish Navy—Glowing Tribute by Graustark. Trained by Mackenzie Miller. Bred by Paul Mellon (Va.). Mutuel pool--\$8,011,327. Exacta pool--\$3,907,534.

\$2 EXACTA (6 5) PAID \$190.60

Experts' Selections

Kentucky Derby

TRACKMAN

- 1—Personal Hope
- 2—Sea Hero
- 3—Union City

The Louisville Racing
Form Trackman

Our clients who won were
not the ONLY crazies

Since Gato Del Sol won
in 1982, top 2 SP
Horse. have Won the Derby

Jim Bolus
Writing in the
Las Vegas Sports Form
Jim is a devote of
Huey Mahl

BOLUS' RANKINGS

- 1. Prairie Bayou
- 2. Sea Hero
- 3. Bull inthe Heather
- 4. Storm Tower
- 5. Wallenda
- 6. El Bakan
- 7. Personal Hope
- 8. Corby

HERE IS THE NOTE MICHAEL WROTE ACCOMPANYING HIS READOUTS:

"Thanks. I got the winner and the Exacta by following your advice in FOLLOW UP #33 - Pages 55-61."

Wining any or all of the Triple Crown Races is for bragging rights only; you can't make a living off three races. However, the admonition "Know Thy Track," can be used profitably for almost ALL races at any track throughout the year. Much of the information essential to success has been, and will continue to be, in The Follow Up.

We will reprint those pages to which Michael refers. NOT to help you to specifically win Kentucky Derby's, but as generic material derived from personal research that can be universally adapted for consistent winning at all tracks all the time.

The 1992 KY. Derby was won by LIL E. TEE, CASUAL LIES placed. I have excerpted the article weeding out extraneous material.

FROM FOLLOW UP #33, Published in June of 1992.

The 1992 Kentucky Derby

by Doc Sartin

Since most of you saw this race either in person or on TV, we can forgo our usual practice of keeping the results in suspense. I suppose the saddest part about the '92 Derby was the scratching of A.P. Indy, the top choice of just about every Sartin Methodologist I've heard from. It was certainly a sad moment for Jim "The Hat" Bradshaw, his wife, Lee Roi, Tom McCrae and other members of our Oklahoma Mafia who led a group of our clients to Churchill Downs on Derby Day.

A.P., however, was destined to pay no more than seven or eight dollars to win at best. The financial bonanza that ensued from the actual results was far more rewarding.

First, let's evaluate what we know about the Kentucky Derby based on ten straight years starting, with Gato Del Sol's 1982 victory. The Derby has always been won by one of the top two (and ties) Sustained Pace horses. Even Winning Colors qualified, though it won on the lead a few years back. In that race, 49ER, who finished second by a whisker, was the number one SP horse.

We know this about the Derby. It is a factor that out performs dosage or anything else. If for no other reason, this totally eliminated Arazi from contention. Of course, the French trained import might have improved considerably off its less than spectacular Breeders Cup Juvenile performance. But with knee surgery and a mediocre workout race in France at a mile on the grass against little or nothing, we could skip the horse without much concern.

James Quinn inadvertently put the cunjer on Arazi back in *Follow Up* #30 when he wrote his review of *Pace Makes The Race*. He assigned Arazi a Beyer speed figure of 101 and referred to the horse as the "Sensational Arazi!" He ran the horse through Phase I producing the following figures: EPR = 85, FFR = 84, TPR = 169. I trust he inserted a 17 variant when arriving at these figures, otherwise the horse would have suffered even lower figures.

Folks, a 169 TPR with an 84 FFR will not make it in the Kentucky Derby. Based on that performance, Arazi was anything but "sensational." Sir James was functioning more as a public relations man than a handicapper when he said this. Perhaps Beyer's assignment of a 101 rating has something to do with Andy's historical failure as a Derby prognosticator.

First, a word about our ten year experience in handicapping the Derby. Over that period of time it has always been won by a horse finishing first or up very close in a Grade I or II stakes race. So, before the scratch of A.P. Indy, the Derby entrants qualifying would be: A.P. Indy, Casual Lies, (3rd by 1.85 lengths in the S.A. Derby and since Bertrando was not in the Derby, Casual Lies automatically comes out of that race 2nd. With A.P. scratched, it moves to first. Technology and Dance Floor qualify from the Florida Derby. Devil His Due from the Wood; Pine Bluff and Lil E. Tee, (beaten a neck) from the Arkansas Derby.

Here are the Pace Lines we used:

#	NAME	DIST.	1ST CALL	2ND CALL	FIN. CALL	1st B/L	2nd B/L	Stretch B/L	Final B/L
1	LIL E	9.0	47.3	111.3	149.2	1.10	0.10	0.10	0.15
2	PIN B	9.0	47.3	111.3	149.2	1.10	1.80	0.00	0.00
3	DANC	8.5	46.4	111.1	145.1	2.50	0.00	0.00	0.00
4	TECH	9.0	46.0	110.4	150.3	5.00	1.00	0.00	0.00
5	DEVIL	9.0	47.0	111.0	149.1	1.00	0.50	0.00	0.00
6	CASU	9.0	46.1	110.2	149.1	2.50	1.50	0.50	1.75

Now, let's run the other Derby hopefuls against Arazi. First we'll use Phase I. Since we're only looking for a match up, we won't bother with any complex track to track adjustments based on the 3 year best times, and we'll merely apply the 17 average variant to all contenders. This is the way Shane and I use Phase I as a contender verifier and it works.

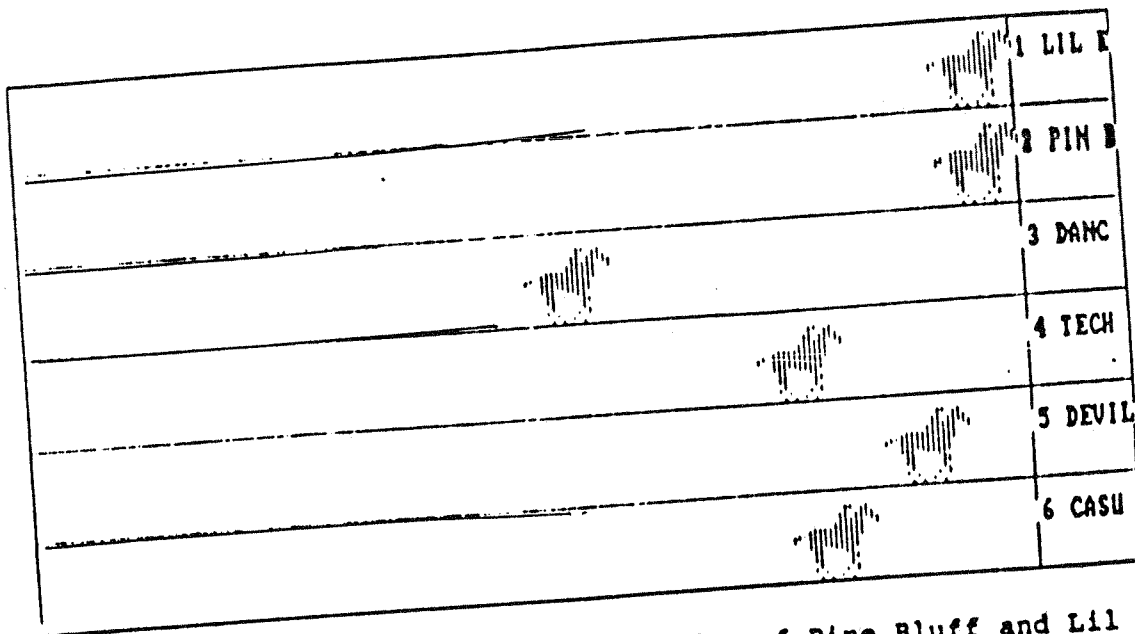
NAME	PHASE ONE					
	EPR		LPR		CPR	
PINE B	85.4	6	93.6	1X	179.0	2
LIL E.	86.9	5	91.9	2X	178.8	3
DEVIL	89.5	3	90.5	3	180.0	1
CASU	91.5	1X	88.8	4	178.3	4
TECH	90.0	2	83.0	5	173.0	5
DANCE	89.0	4	77.0	6	166.0	6
ARRZI	85.0		84.0		169.0	

P.S. By Derby Standards, HANSEL did not qualify; but will be a contender in the PREAKNESS.

Shucks, with nothing more than Phase I it looks like Pine Bluff and Lil E. Tee to win, as they're the top two Sustained. Casual Lies is the Counter Energy place horse.

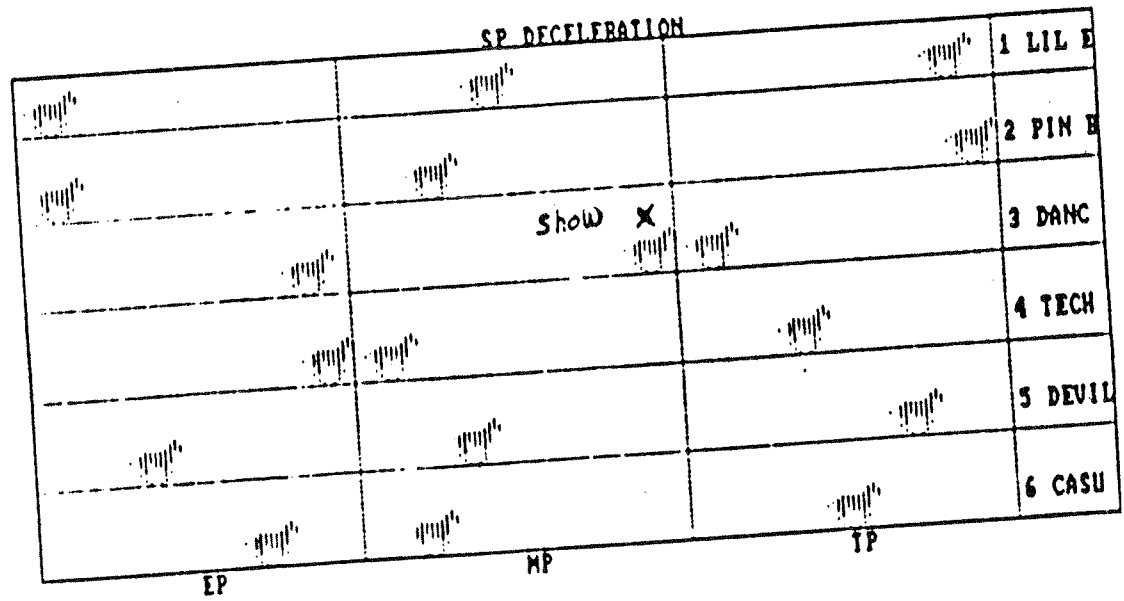
Don't always expect this kind of result from Phase I. But it is especially adept at spotting ONE MOVE horses: Early and/or Late

Now for those not convinced by Phase I, we'll get a little more complex and run the race through KGEN/EXDC-Combo with Thoromation. Talk about seeing the race unfold before it is run. Just watch this.

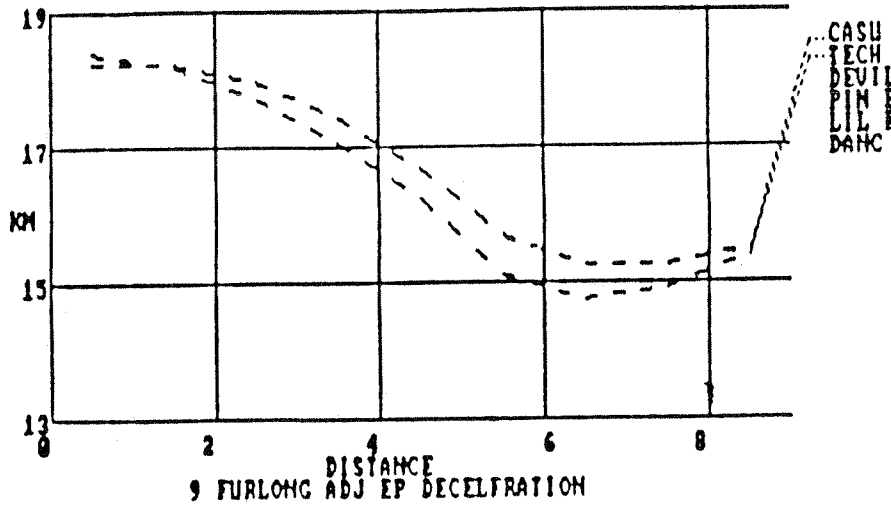


Neck and neck at the wire are the tandem of Pine Bluff and Lil E. Tee. A daring Tandem Race concept user might eliminate Pine Bluff but this is the Derby. They are the two win bets. Devil is next choice. With the odds the way they were all three could have been bet to win for considerable profit. As it turned out neither Pine Bluff nor Devil fired that day. Lil E. Tee did and the readout shows it.

Since we're looking for the best Sustained horse to win the Derby, we check the SP Stop Action Instant PrePlay graph.



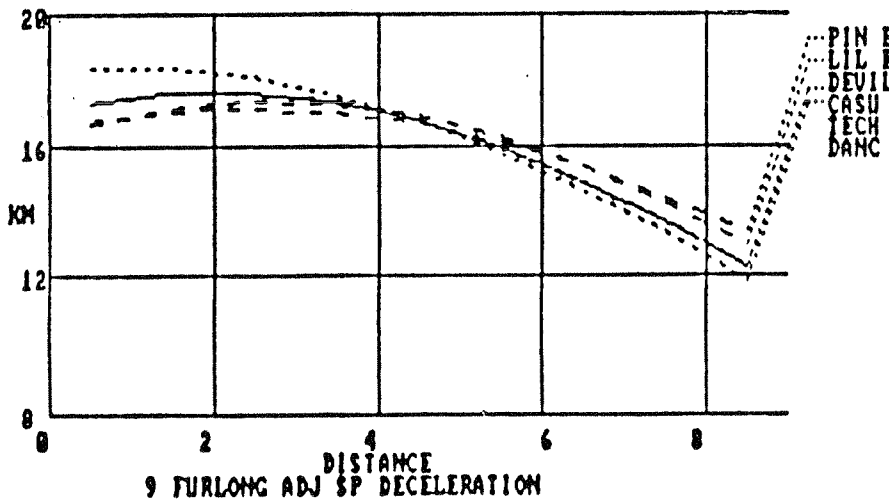
Now let's go for an exacta. Who is the number one Counter Energy horse most likely to place? To determine this we go to KGEN and look for the best Counter Energy Place Horse. Here's what we see:



Casual Lies and Technology are one and two. Again with the extant Derby odds we could have boxed four horses. If we just go with the top two win horses on Thoromation and the Sustained Pace Stop Action Instant PRE-Play graphs, our 3 horse box is Pine Bluff, Lil E Tee and Casual Lies.

At the track the \$2 exacta paid \$854.40. (cost \$12)

Here also is the KGEN win Energy graph.



How about adjustments? All too many Thoromation users report confusion over which adjustment to use. Well, this only confuses me since the program spells out for you which adjustment to use. In all versions of Thoromation there are two warning signs that appear only when the 2. Alternate Adjustment is called for.

Remember, if the total energy from high to low is greater than 2.0 you may need to use the alternate adjustment.

CAUTION

Make sure the horse is a true contender before using the alternate adjustment.

These signs do not appear unless a 2 adjustment is needed. When the Energy differences between contenders is not sufficient to warrant the alternate adjustment, these signs are not seen. Since all these contenders qualify for the Derby, we make no eliminations based on Total Energy differential. We use the 2 adjustment.

Finally, the Kinetic Generator Energy Factor readout tells us all we need to know about the '92 Derby. As we said at the beginning, for ten straight years this race has been won by a top 2 (or ties) Sustained Pace horse. That is win only, not place or show. The best indicator of ESP is this readout. I stress its importance again because I heard so many people tell me they thought Technology was a closing Sustained Pace horse. For that reason they bet on it based on my argument that SP horses have won the last ten Derbys. Technology is an Early horse. Note that the only Sustained contenders are the tandem of Pine Bluff and Lil E. Tee!

K I N E T I C G E N E R A T O R
* * * * *

Race: KD2.RA Dist = 9.0 FURLONGS Comments: DERBY

=====

ENERGY FACTORS

Name	Total	Hidden	Fx	Med	Lex	3rd	ESP Type
LTL E	162.82	66.05	66.12	68.08	31.94	32.28	Sustained
PIN B	162.79	66.04	66.26	67.92	32.08	32.41	Sustained
DANC	159.02	64.80	65.72	68.90	31.10	30.26	Early
TECH	160.27	64.73	66.39	68.57	31.43	30.98	Early
DEVIL	162.98	65.64	66.20	68.42	31.58	31.97	S/P Presser
CASU	162.42	65.08	66.32	68.75	31.25	31.47	E/P Presser

I am most delighted to tell you that Methodology elitists and the Oklahoma Mafia were not alone in winning this race and nailing the lucrative exacta. So far I've had several dozen calls and received 14 readouts from clients throughout North America who got the exact same results as those seen in these readouts. Joe Toth even wrote a poem about it which appears at the end of this article.

As time goes by, more and more clients are grabbing the gold ring and capitalizing on their advantage over the mob. The mob who thinks that our concepts are too hard to grasp. The mob that tends to make horses like Arazi 4 to 5 favorites.

In the 1993 Derby the Counter Energy Horse, PERSONAL HOPE did NOT place. Win, Place were shared by the two SP horses. Yet, I STILL urge 3 horse EXACTA Box wagering. It may cost a little more but the overall result merits the added expense.

I am quite aware of the fact that "horseplayers," and even some of YOU, feel it is a waste of time and printed pages to dwell on PAST races and the lessons that can be learned therefrom. This kind of an attitude is pure folly. ALL successful handicappers learned their skill through close scrutiny of those factors that led to the winning of PAST races.

There will also be those who will think that a lesson applying to a single race has no bearing on winning races in general. Again, pure folly. General George Patton learned military strategy from past battles; most specifically the strategies applied in the Carthaginian wars and Caesar's conquest of GAUL!

It was Caesar who first applied PACE to military conquest. In his History of the GALLIC WARS he tells of fashioning the strategy of a three pronged attack, stating "ALL GAUL IS DIVIDED INTO THREE PARTS."

The same is true of winning races from use of the current Racing Form Past Performances. All races are divided into three parts: 1st, 2nd and 3rd fraction. While we make composites of the three, THEY are the weaponry for winning the pari-mutuel wars.

It behooves all persons seeking success in this field to learn from history. The history of Handicapping, per se, and the wealth of history contained in the past performance and results charts in the Daily Racing Form.

RECORD KEEPING

Too Much-Too Little
Just RIGHT
6 perspectives

THE 2 (ALT) ADJ
WAS 7-8 of 20 WINS.
USING ONLY The AUTO
ADJ-
Now Look

Dear Dr. Sartin:

Thanks for your letter!

I telephoned Sam Wada, who was able to clarify for me the use of the Alt 2 adjustment in Thoromation; in conjunction with the use of Entropy. I just spoke with him last Thursday, and the knowledge helped me in winning 2 races with the Alt 2 adjust, that I would NOT have otherwise won.

I have been working carefully on my pace line/contender selection in conjunction with the use of Entropy, and feel I am beginning to make some consistent headway.

I have enclosed my most recent report; where I won 15 of 20, and only missed the winner in the computer twice.

Also, you wanted to know in my past reports how often I had missed the winner in the computer. My "X's" on the left side were meant to show that; but perhaps it wasn't clear; so I have included copies of my previous 4 reports, with blue "x's" denoting when I didn't have the winner in the computer. (which was has/been my biggest problem)

Another thing Sam pointed out to me, was that he would take the top 5 or even 6 out of Entropy, and then put them through Thoromation. I was strictly taking the top 4 only; and was consequently leaving out the winner ~~more~~ periodically. So, by changing this it has helped, and even more so helped in getting the place horse in the computer; thus my exactas are becoming more consistent also.

Thanks again, and I'll keep my reports coming thru.

THE SARTIN METHODOLOGY, INC.
Thoromation™
 CLIENT REPORT FORM

NAME GERARD SULLIVAN

TRACK(S) Rockingham + SAFE
 AUG 15th 1992 to SEPT 5, 1992

ALTERNATE ADJUSTMENT (2)

Stop Action Instant PREplay

2nd Window - MP
 (DPH screen)
 Designated Place Horse

First Window

	Thoromation			EXDC Screen			SP Screen			2nd Window - MP (DPH screen) Designated Place Horse		First Window EP	
	1	2	3	1	2	3	1	2	3	1	2	1	
1	VIC S	JUST P	LUCK W	VIC S	LUCK (W)	JUST P	VIC S	JUST P	LUCK W	EX X	JUST P	LUCK W	LUCK W
2	PIC (W)	FREE P	DREAM Ø	DREAM Ø	FREE P	PIC W	PIC (W)	FREE P	DREAM Ø	EX X	FREE P	DREAM Ø	KING Ø
3	DIANE (W)	ANN Ø	DOG S	DIANE (W)	HENRI P	ANN Ø	ANN Ø	DIANE (W)	DOG S		DOG S	HENRI Ø	HENRI P
4	HALO Ø	SIR (W)	BOLD P	SIR (W)	JE Ø	KAY S	HALO Ø	KAY S	SIR W	EX X	BOLD P	SIR W	KAY S
5	HEART P	ROO Ø	BIRD Ø	HEART P	ROO Ø	BIRD Ø	CALL (W)	BIRD Ø	HENRI P	EX X	CALL W	BIRD Ø	ROO Ø
6	LASS Ø	ROCK Ø	REACH Ø	LASS Ø	BELL (W)	REACH Ø	LASS Ø	ROCK W	BELL W		REACH Ø	ROCK Ø	BELL W
7	SPEC Ø	DREAM (W)	RIBS Ø	SPEC Ø	DREAM (W)	RIBS Ø	DOM P	DREAM (W)	LOST Ø		LOST Ø	SPEC Ø	RIBS Ø
8	BIEN Ø	HUND (W)	DIX Ø	BIEN Ø	DIX Ø	HUND W	BIEN Ø	DEVIL P	HUND W	EX X	DEVIL P	HUND W	BIEN Ø
9	SPEAK Ø	KID S	NOISE P	SPEAK Ø	NOISE P	ROLL Ø	SPEAK Ø	KID S	NOISE P	X	NOISE P	KID S	BARON Ø
10	TARP (W)	SQUIR Ø	TOUSL Ø	SQUIR Ø	TARP (W)	TOUSL Ø	TARP (W)	CON Ø	SQUIR Ø		CON Ø	TOUSL Ø	SQUIR Ø
11	INK Ø	RIBS (W)	PAPA S	RIBS (W)	INK Ø	PAPA S	INK Ø	RIBS (W)	PAPA S		PAPA S	INK Ø	RIBS W
12	LET Ø	RING (W)	BRIGHT Ø	BRIGHT Ø	BEST Ø	LET Ø	LET Ø	RING (W)	BRIGHT Ø		BEST Ø	LET Ø	BRIGHT Ø
13	VIC (W)	UP Ø	SPEED Ø	SENT S	SPEED Ø	VIC W	VIC (W)	UP Ø	SPEED Ø	X	SENT S	VIC W	SENT S
14	GRAY Ø	LUNCH P	INT Ø	GRAY Ø	INT Ø	LUNCH P	LUNCH P	GRAY Ø	INT Ø	X	DOWN S	LUNCH P	INTNT Ø
15	KID Ø	CLUB (W)	YANK Ø	KID Ø	CLUB (W)	YANK Ø	KID Ø	CLUB (W)	YANK Ø	X	CLUB W	YANK Ø	KID Ø
16	HIGH X	EASY S	GRAN Ø	GRAN X	HIGH Ø	EASY S	HIGH X	MIAMI P	EASY S	X	LAN Ø	MIAMI P	GRAN Ø
17	PRIDE Ø	CON (W)	ACE S	ACE S	PRIDE Ø	CON W	PRIDE Ø	CON (W)	ACE S	X	CON W	ACE S	ACE S
18	STAR X	DEL Ø	PAM S	STAR X	PAM S	DEL Ø	STAR X	DEL Ø	PAM S		DEL Ø	PAM S	PAM S
19	WAY P	VERS (W)	EFFS Ø	WAY P	EFFS Ø	KEY Ø	WAY P	VERS (W)	EFFS Ø	EX X	KEY Ø	WAY P	EFFS Ø
20	FAST S	JOHN (W)	CONC P	JOHN (W)	FAST S	CONC P	FAST S	JOHN (W)	CONC P	EX X	CONC P	FAST S	JOHN W

4/20 9/20
 13/20
 Top 2

9/20 Top 2

12/20-Top 2
 Follow Code precisely

7 EX in 20
 358

- W = Win
- P = Place
- S = Show
- Ø = Out of Money

When winner is not in computer, mark X

THE SARTIN METHODOLOGY, INC.
Thoromation™
 CLIENT REPORT FORM

NAME Ruglise
 TRACK(S) Belmont

AUTOMATIC ADJUSTMENT (1)

Stop Action Instant Play

2nd Window - MP
 (DPH screen)
 Designated Place Horse

First Window
 EP

Thoromation			EXDC Screen			SP Screen		
1	2	3	1	2	3	1	2	3
E	A	B	A	E	B	E	B	A
B	A	D	A	B	D	D	B	C
C	A	D	A	B	D	D	B	C
E	B	C	C	B	F	E	A	F
D	B	C	E	A	C	B	E	D
B	E	C	B	E	C	B	E	C
D	S	C	D	E	A	D	B	A
A	D	B	C	A	D	A	D	B
A	F	B	B	A	C	A	F	D
A	E	D	A	E	D	A	E	F
D	C	B	C	D	B	B	A	C
B	C	D	B	C	D	A	D	B
A	E	D	A	E	D	A	E	F
D	C	E	D	C	B	E	D	C
D	A	C	C	B	D	A	J	C
F	A	B	D	A	B	F	A	C
A	B	C	A	C	B	B	A	C
A	F	C	F	B	D	A	F	C
D	C	E	F	C	D	B	A	E

8/20

10/20

10/20
 Follow Code precisely

- W = Win
- P = Place
- S = Show
- Ø = Out of Money

When winner is not in computer, mark X

1	2
X A	E
X B	A
D	E
D	B
D	C
D	A
D	E
D	B
D	E
X B	D
X F	D
D	B
X E	A
B	E
X D	B
X E	C
X A	E
X A	C
X B	E
B	D
X C	D

1	EP
D	X
A	P 520
A	P 980
C	X
A	W 1540
D	820
C	840
C	X
C	X
E	W X
D	920
C	X
A	X
D	920
D	920
A	780
E	780
A	W 500
D	1340
E	X

12/20 60%

65/120 54%

1.48% ROI

1.558% ROI

\$ 9.88 Au Mutual

\$ 13.05 Au Mut

V I C P A L E R M O

Louisiana Downs - ENTROPY/EXDC REPORT 1992 Season.

Vic Palermo, preparing to wager at Louisiana Downs from The SPORT of KINGS book in Las Vegas, took this sample from LAST YEAR'S MEET. He used Both ENTROPY and EXDC for his extensive test. These results are NOT separated by sprints and routes but are ALL-INCLUSIVE except for Maiden and Turf Races. RANKINGS are from Composite Screen Sort.

	<u>ENTROPY</u>			
<u>RATING</u>	<u>EP/Dv</u>	<u>P/Dv</u>	<u>HE/Dv</u>	<u>TD/Dv</u>
AVE. RANK WIN	1.98	1.98	2.27	2.33
% WIN in TOP 3	86%	89.4%	82.4%	84.2%

EXDC - Thoromation - TOP TWO

<u>RATING</u>	<u>EP</u>	<u>PR.</u>	<u>HE</u>	<u>SP</u>	<u>LX</u>	<u>FX</u>
WINNER IN <u>TOP 2</u> ✓	75.4%	68.4%	64.9%	49.1%	50.8%	70%

VIC went four deep on his stats. He used his TOP 4 ENTROPY horses to achieve the stats for EXDC'S TOP TWO.

Very impressive for BOTH programs and nothing short of AMAZING when programs are used in conjunction. Entropy to get the TOP 4 contenders. EXDC-Thoromation to get the field down to only TWO!

TURF

100% of all Turf Winnersw: 40% were SUSTAINED PRESSERS
60% were SUSTAINED

NOTE: These figures were derived from HANDICAPPING and WINNING Races BEFORE THE FACT; NOT from Results Charts!

JAY TYNE

EXDC MODEL - HANDICAPPING
NOT RESULT CHARTS

#	NAME	VAF	PFED	EXDC RECORDS - WIN							MUJ	PARADIGMS			MUTUAL
				U	E	P	H	S	L	X		E	P	S	
1	R-10000	S	0.405	4	4	7	X5	X5	X4	4.16	0	0	0	0.00 X	
2	S-25000	S X	0.708	4	1	1	1	1	1	0.71	7	17	1	7.40	
3	S-25000	E	0.244	1	1	1	1	1	1	0.00	1	1	1	5.60	
4	S-Alw1	E	0.120	1	1	2	3	2	3	0.02	1	1	2	0.00 X	
5	S-Alw1	S	1.574	X6	X5	2	2	1	X4	7.18	0	0	2	0.00 X	
6	S-AlwS	E X	0.873	2	2	2	2	2	2	1.30	2	2	2	3.80	
7	R-(F1m)	E	0.301	3	2	1	2	2	3	2.79	3	2	2	3.40	
8	S-8000	S	0.468	1	1	1	2	2	2	0.00	1	1	2	2.60 rdh	
9	R-18000	E	0.563	4	3	1	1	1	3	9.20	0	1	3	0.00 X	
10	R-AlwS	E	0.249	1	1	2	2	2	1	0.00	1	1	2	3.40	
11	R-7500	E	0.729	1	1	X5	X4	X5	1	0.00	1	1	2	9.60	
12	R-7500	S	0.274	4	2	1	1	1	X4	3.45	7	2	2	6.00	
13	###.##	E	0.281	1	1	X4	2	2	1	0.00	1	1	2	7.20	
14	R-(Bel)	E	0.485	2	3	2	2	2	2	2.15	2	3	2	14.60	
15	R-7500	S	0.157	4	3	1	1	1	1	1.66	0	0	1	0.00 X	
16	R-7500	S	0.157	4	3	1	1	1	1	1.66	0	1	1	0.00 X	
17	R-25000	E	0.000	1	1	3	1	1	1	0.00	1	1	1	9.40	
18	S-27500	E	0.486	3	2	1	1	1	3	2.46	3	3	1	5.20	
19	R-Alw nw1	E	0.790	2	2	2	2	2	3	3.72	3	3	2	6.40	
20	S-Hcbs	S	0.185	4	3	1	2	2	3	1.20	3	2	2	0.00 X	

18/20 Under .70
 19/20 Top 4
 19/20 Top 4
 18/20 Top 3
 18/20 Top 3
 18/20 Top 2
 17/20 Top 3
 15/20 Under .70
 20/20 Top 3
 20/20 Top 3
 20/20 Top 3
 WIN 13 of 20
 Ave = \$ 650

#	NAME	%MED	KGEN RECORDS - WIN			EXDC GRAPHS		MUTUAL
			EXDC	P	KM	EF	SF	
1	R-10000	69.14	2	2	2	X4	X5	0.00 X
2	S-25000	68.45	2	3	3	3	1	7.40
3	S-25000	70.01	2	1	1	2	3	5.60
4	S-Alw n	69.79	3	1	1	3	3	0.00 X
5	S-Alw n	66.76	1	3	3	X6	1	0.00 X
6	S-8000	69.63	2	1	1	2	2	2.60 rdh
7	R-18000	67.26	X4	3	2	3	1	0.00 X
8	R-AlwS	69.41	1	2	2	1	2	3.40
9	R-7500	68.67	2	2	2	1	X5	9.60
10	R-7500	68.36	1	2	2	3	1	6.00
11	R-20000	70.05	1	X4	X4	1	2	7.20
12	R-(Bel)	67.63	2	1	1	2	2	14.60
13	###.##	67.31	X4	X4	X4	X4	1	0.00 X
14	R-25000	68.28	1	3	3	1	2	9.40
15	S-27500	69.12	1	1	1	3	1	5.20
16	R-Alwnw	68.37	2	2	2	2	2	6.40
17	S-Hcbs	68.74	X4	X4	X4	X4	1	0.00 X

14/17 Top 3
 13/17 Top 2
 14/17 Top 3
 14 of 17 Top 3
 13 of 17 Top 3
 15/17 Top 3
 WIN 11/17

THE SARTIN METHODOLOGY, INC.
Thoromation™
 CLIENT REPORT FORM

NAME Bob BAUMGARTNER
 TRACK(S) PIMLICO

AUTOMATIC ADJUSTMENT (1)

Stop Action Instant PREplay

2nd Window - MP
 (DPH screen)
 Designated Place Horse

First Window
 EP

Thoromation		1	2	3
1	(W)	5	2	6
	5	2	6	
2	0	P	W	
	3	2	1	
3	P	3	5	4
	3	5	4	
4	P	2	5	3
	2	5	3	1
5	(W)	7	3	2
	7	3	2	
6	S	0	0	
	3	2	4	
7	0	S	0	
	3	4	1	
8	0	(W)	P	
	1	2	4	
9	0	S	W	
	4	1	3	
10	S	0	W	
	2	3	4	
11	S	P	0	
	1	2	3	
12	S	0	P	
	3	4	2	
13	S	(W)	0	
	2	4	5	
14	(W)	P	0	
	4	2	5	
15	S	P	0	
	4	2	5	
16	(W)	S	P	
	3	2	1	
17	S	0	W	
	2	1	3	
18	0	(W)	0	
	5	4	3	
19	0	(W)	P	
	3	2	1	
20	0	0	W	
	4	3	1	

9/20

EXDC Screen		1	2	3
1	(W)	5	2	6
	5	2	6	
2	P	0	S	
	2	3	4	
3	0	(W)	0	
	3	5	4	
4	P	5	0	
	2	3	1	
5	(W)	P	S	
	1	3	2	
6	S	0	0	
	1	2	3	
7	0	(W)	0	
	3	2	1	
8	0	(W)	P	
	1	2	4	
9	0	(W)	S	
	4	3	1	
10	S	0	W	
	2	3	4	
11	S	P	0	
	1	2	3	
12	S	0	P	
	3	4	2	
13	0	S	W	
	5	2	4	
14	0	0	0	
	1	3	5	
15	P	S	0	
	2	4	1	
16	(W)	S	P	
	3	2	1	
17	S	0	W	
	2	1	3	
18	(W)	0	0	
	5	4	3	
19	0	(W)	P	
	3	2	1	
20	0	0	W	
	4	3	1	

9/20

SP Screen		1	2	3
1	S	0	0	
	6	2	4	
2	0	(W)	P	
	3	1	2	
3	(W)	0	0	
	5	2	3	
4	P	S	0	
	2	3	1	
5	(W)	P	S	
	1	3	2	
6	0	0	S	
	3	2	1	
7	0	0	S	
	1	3	4	
8	(W)	P	0	
	1	4	3	
9	(W)	0	S	
	3	4	1	
10	(W)	P	0	
	4	1	3	
11	S	P	0	
	1	2	3	
12	S	0	P	
	3	1	2	
13	P	(W)	0	
	1	4	3	
14	(W)	P	0	
	4	2	5	
15	P	0	S	
	4	2	2	
16	S	(W)	0	
	2	3	4	
17	0	(W)	0	
	4	3	1	
18	(W)	0	0	
	4	5	1	
19	0	(W)	P	
	3	2	1	
20	(W)	0	0	
	1	3	2	

13/20

Follow Code precisely

- W = Win
- P = Place
- S = Show
- 0 = Out of Money

When winner is not in computer, mark X

2nd Window - MP (DPH screen) Designated Place Horse		1	2
X	W	P	
	5	3	X
X	W	0	
	1	3	
X	W	0	
	5	4	
	0	P	X
	1	2	
	P	W	X
	3	1	
	0	0	
	3	2	
	S	0	
	4	1	
	0	W	X
	3	2	
	S	W	X
	1	3	
	0	W	X
	3	4	
	S	0	
	1	3	
	0	P	X
	4	2	
	S	0	
	2	5	
	W	P	X
	4	2	
	0	P	X
	1	2	
	0	P	X
	4	1	
X	W	S	
	3	2	
	S	0	
	5	5	
-X	P	0	
	1	3	
	0	W	X
	2	1	

First Window EP		1
	0	
	1	
	2	P
	3	
	5	
	3	X
	P	
	3	
	S	
	1	X
	S	
	4	
	0	
	1	
	0	
	4	X
	S	
	2	
	2	P
	2	X
	0	X
	4	
	S	
	3	
	3	X
	1	P
	S	
	2	
	4	W
	3	
	4	

THE SARTIN METHODOLOGY, INC.
Thoromation™
 CLIENT REPORT FORM

NAME Roy Hunter
 TRACK(S) SANTA ANITA

AUTOMATIC ADJUSTMENT (1)

Stop Action Instant PREplay

2nd Window - MP
 (DPH screen)
 Designated Place Horse

First Window
 EP

		Thoromation			EXDC Screen			SP Screen			2nd Window - MP (DPH screen) Designated Place Horse		First Window EP
		1	2	3	1	2	3	1	2	3	1	2	1
	1	A Ø	B P	C W	A Ø	C W	B P	A Ø	D S	B P	B P	D S	A Ø
X	2	A W	B P	C Ø	A W	B P	C Ø	Ø	Ø	Ø	Ø	W	A W
X	3	A W	B S	C Ø	A W	B S	C Ø	D Ø	C Ø	B S	W	B S	A W
X	4	A W	C Ø	E Ø	C Ø	A W	B S	A W	E Ø	C Ø	B S	E Ø	B S
	5	C Ø	A S	B Ø	A S	C Ø	B Ø	C Ø	D W	A S	D W	B Ø	A S
	6	A Ø	B Ø	E Ø	A Ø	B Ø	E Ø	A Ø	B Ø	D W	B Ø	A Ø	B Ø
	7	C Ø	A S	B W	A S	B W	C Ø	C Ø	A S	B W	C Ø	A S	B W
	8	D Ø	A W	C Ø	C Ø	D Ø	A W	B P	D Ø	E Ø	W	C Ø	C Ø
X	9	A W	E Ø	D Ø	A W	E Ø	D Ø	F Ø	D Ø	C Ø	W	F Ø	E Ø
X	10	E W	C P	F Ø	E W	C P	F Ø	E W	B S	C P	W	F Ø	C P
	11	F Ø	A S	B Ø	F Ø	B Ø	A S	A S	E W	B Ø	F Ø	A S	F Ø
X	12	D W	A P	C Ø	D W	C Ø	A P	D W	A P	C Ø	A P	B Ø	C Ø
	13	X			X			X			X		X
X	14	B W	E Ø	C S	B W	E Ø	C S	B W	C S	F P	W	B Ø	B W
X	15	B W	A S	C Ø	B W	D Ø	C Ø	A S	B W	D Ø	S	C Ø	C Ø
	16	X			X			X			X		X
X	17	F W	C S	D Ø	F W	D Ø	B Ø	C S	B Ø	D Ø	A C	C S	E Ø
	18	B P	C Ø	A S	C Ø	B P	A S	C Ø	B P	A S	W	A S	D W
X	19	B W	E P	D S	B W	E P	A Ø	F Ø	C Ø	D S	Ø	D S	B W
	20	X			X			X			X		X

SPOT
 11 Wins
 17 Race

11 of 19 Here, Roy
64.7%

Follow Code precisely

- W = Win
- P = Place
- S = Show
- Ø = Out of Money

When winner is not in computer, mark X

You Do Best With
 THOROMATION AUTO
 ADJUST

"Doc" Sartin

Money Management

MAKING YOUR OWN BETTING LINE

"Why doesn't Sartin tell his clients to make a betting line?" I hear that all the time. I get feedback from all over that I am being criticized by the "Money Management Experts" for focusing on teaching people to win "races" but NOT how to wager. That's partly correct. The reason is quite simple. If you can't win races NO money management scheme can bail you out.

As for ignoring the concept of making your own "Betting Line," that is decidedly UNtrue. Read pages 84 through 98 of your basic YELLOW MANUAL. That's a total of 13 pages out of 114 pages. (11.5%). And despite the often levied charge that I spent years developing a Winning Method but no more than FIVE MINUTES on money management, those 13 pages took a lot longer than five minutes to research and write.

Not only did those pages contain the formula for making a line, which I called LINE SCORES, they also contained the genesis for the BROHAMER MODEL. Tom went on to augment and refine the concept to its present state of the art. To Quote a 1993 advertising flier from one of the most prolific authors in our field, DICK MITCHELL, "One of the most amazing secrets in this universe is the secret of MODELING!"

You tell 'em, Dick.

MARK CRAMER was the first of the widely publicized experts to write a book advocating "Value" wagering. It was published by Gambling Times Press in 1984 and titled: FAST TRACK TO THOROUGHBRED PROFITS. In 1987 Cramer came out with another, even better volume of Value called, "The ODDS ON YOUR SIDE (Cynthia Pubs). In that book Mark states that he studied the way that BARRY MEADOW was able to make a subjective wagering line through is extensive knowledge of the capabilities of HARNESS RACE contenders. The key word here is SUBJECTIVE. Both MARK and BARRY have an innate ability to assess the Tote Board odds of a given contender against the odds that it DESERVES. Dick Mitchell then devised computer programs designed to achieve this same end.

In discussing the issue with all three of these individuals one learns that the process is STILL subjective and still requires the assignment of what HUEY MAHL calls, Brownie Points to the contenders in a race. (See HUEY'S article that follows this).

This is precisely what Dick Mitchell does in his computer software and what WE did in the 1982 YELLOW MANUAL: Assign Brownie Points based on the readouts from our handicapping method. The problem with teaching ANYONE how to make a wagering line is: IF YOU CAN'T PICK THE WINNER IT MATTERS N O T how strong your wagering plan. It's all well and good to eschew a 2 to 1 horse in favor of an 8 to 1 contender providing that 8 to 1 contender WINS the race.

The true secret is knowing within at least ten percent, how many wins YOU get in each 20 race cycle. Over the years it has been established that the vast majority of YOU experience little fluctuation in your 20 race cycle win proficiency. AND, in weeks where you dip by two winners your average mutuel rises to COMPENSATE. Likewise, when your win percentage rises to over 87%, your ave. mutuel dips. Yet overall, MOST of you who have kept your contract and sent me your REPORTS, are winning in excess of 60% with an average mutuel of \$9. Many of you, wagering at tracks NOT in California or New York, report average mutuels that are MUCH higher.

THIS constitutes VALUE BETTING regardless of the return on any GIVEN event. WHY? Because the majority of you are getting a Return On Investment of 1.49% in every 20 race cycle. What you FAIL to report to me is the fact that many of you lose BACK your profits by crazy Exotic wagers and side bets. You are treating your pari-mutuel investments like GAMBLING, and NO AMOUNT of money management education can prevent you from doing this. Like making a wagering value line, it is highly SUBJECTIVE and only YOU can exert YOUR will over it.

Our Value Line detractors have never seen your reports so they just cannot visualize the ROI you earn BEFORE you squander your profits on stupid, frivolous gambling situations.

HERE is where they have it OVER us. HERE is where you should NOT be betting, or, if you do, thinking about making a VALUE LINE. In Exotic wagering and in secondary bets. Yes, you SHOULD feel quite foolish if your WIN ROI averages 1.49% and you fail to show a true profit at the end of the week. You're gambling and in the end, all gamblers DO lose.

Since most of us are unlikely to develop or, make a GOAL of acquiring the innate skill to assess wagering values, as do Mark Cramer and Barry Meadow, let's at least take a look at a highly simplistic way of making a value line based on how well you UTILIZE your handicapping TOOLS. While they may wish to deny it, the following article by HUEY MAHL embraces the essentials of making one's own value line.

HUEY is an intriguing mix between Albert Einstein and a character straight out of Damon Runyon's Guys and Dolls. He has penned the most brilliant texts on handicapping and money management but, since I have known him, fails to personally apply them. By the same token, the greatest teachers of music and voice have never become performing super stars. For example, I was once in a night club vocalist contest with FRANK SINATRA'S (Sal's cousin in case you never heard of Frank), VOCAL COACH, the one who brought his voice back after the AVA GARDNER saga took its toll on the swooner's voice. I came in first and he was voted only THIRD. And most of you have heard me sing.

I make this point in order to press home the fact that one can teach OTHERS to become super stars in ANY field, including handicapping, and NOT be richly rewarded for that skill. This is my final answer to those blatant critics who say that PROFIT is the bottom line and that those who can, DO, while those who can't, TEACH! Mozart, Beethoven, Bach, ALL had teachers to whom they went periodically throughout their lives, who are anonymous figures today. Take over, HUEY >>>>>>>>



Make It Here

BY HUEY MAH

MAKING YOUR OWN LINE

Next, to make your own morning line based on your handicapping figures, we'll assume you assign brownie points for your various handicapping factors, which might total up like this:

HORSE NO.	FACTOR POINT TOTALS	WIN %
1	17	22.9
2	3	4.1
3	19	25.7
4	8	10.8
5	10	13.5
6	5	6.8
7	12	16.2
	Total 74	100.0

After adding our brownie points on the calculator, we find the total as 74. Next, we should convert each of these into percentages:

$$\begin{array}{c}
 \boxed{1} \boxed{7} \\
 \hline
 \text{Horse No. 1 points}
 \end{array}
 \quad
 \oplus
 \quad
 \begin{array}{c}
 \boxed{7} \boxed{4} \\
 \hline
 \text{Total}
 \end{array}
 \quad
 \circledast
 \quad
 \boxed{22.9}$$

We divide each of our horse's points by the total to get their percentages. What this effectively does is raise our points to a 100 total, which our true line (100 point) must be. From Volumes 7 and 8, we know every percentage has an odds counterpart, so we can either calculate or refer to the chart, and find our closest odds.

Odds - % - To \$1

ODDS	%	\$2M	ODDS	%	\$2M
1-20	85.23	2.10	8	11.11	18.00
1-9	80.00	2.20	9	10.00	20.00
1-8	80.00	2.20	10	9.09	22.00
1-7	87.50	2.20	11	9.33	24.00
1-6	85.71	2.20	12	7.69	26.00
1-5	83.33	2.40	13	7.14	28.00
1-4	80.00	2.40	14	6.88	30.00
1-3	75.00	2.60	15	6.25	32.00
2-5	70.42	2.80	16	5.88	34.00
1-2	88.87	3.00	17	5.55	36.00
3-5	82.50	3.20	18	5.28	38.00
2-3	80.00	3.20	19	5.00	40.00
3-4	87.13	3.40	20	4.76	42.00
4-5	55.55	3.60	21	4.55	44.00
1	80.00	4.00	22	4.35	46.00
6-5	45.45	4.40	23	4.17	48.00
7-5	41.87	4.80	24	4.00	50.00
3-2	40.00	5.00	25	3.85	52.00
8-5	38.46	5.20	30	3.23	62.00
9-5	35.71	5.60	35	2.77	72.00
2	33.33	6.00	40	2.44	82.00
5-2	28.87	7.00	45	2.17	92.00
3	25.00	8.00	50	1.88	102.00
7-2	22.22	9.00	60	1.64	122.00
4	20.00	10.00	70	1.32	142.00
9-2	18.18	11.00	80	1.23	162.00
5	16.67	12.00	90	1.10	182.00
6	14.29	14.00	99	1.00	200.00
7	12.50	16.00		GRC	

Figures and %		Your win odds
Horse No.	Win %	
1	22.9	7-2
2	4.1	23
3	25.7	3
4	10.8	8
5	13.5	6
6	6.8	14
7	16.2	5

Now armed with your line, you have a basis for comparing your risk odds with those offered by the tote board, and can thus assess if the horse of your selection is an overlay or underlay betting proposition. For fields of 7 horses or more, a horse's computed place odds are generally figured by **doubling** the win percentage and then taking the odds off the chart.

Horse No.	Win %	Place %	Place odds
1	22.9	45.8	6-5
2	4.1	8.2	11
3	25.7	51.4	1
4	10.8	21.6	7-2
5	13.5	27.0	5-2
6	6.8	13.6	6
7	16.2	32.4	2
	100.0	200.0	

This gives you a basis for determining whether your place odds are an overlay or underlay. Show odds are generally one-half your place odds (6-5 place 3-5 show) in large fields.

Here's a rough shortcut for figuring the approximate PLACE odds payoff on the tote. Assume you want to know the minimum No. 7' will pay to place (odds).

Two types of totes

WIN 2-11 POOL	PLAC 2-1 POOL	SHOW 2-11 POOL
1 5475 3 31 9 4500	1 5274 3 26 9 4556	1 3177 3 2765 9 7450
2 527 3 31 10 1520	2 527 3 1105 10 1037	2 121 3 31 10 308
3 1105 3 31 11 401	3 1105 3 11 372	3 1105 3 11 11 520
4 2755 3 31 12 701	4 5263 3 11 34 3751	4 1105 3 11 12 1677

TOTAL	WIN	PLACE	SHOW
1 7 3411 372 4 5 860 6 5 710 832 9	1 5475 3 31 9 4500	1 5274 3 26 9 4556	1 3177 3 2765 9 7450
2 527 3 31 10 1520	2 527 3 1105 10 1037	2 121 3 31 10 308	2 1105 3 11 10 308
3 1105 3 31 11 401	3 1105 3 11 372	3 1105 3 11 11 520	3 1105 3 11 11 520
4 2755 3 31 12 701	4 5263 3 11 34 3751	4 1105 3 11 12 1677	4 1105 3 11 12 1677

First, you should know the “take” at your track, to use for your first number you put on the calculator. In the example above, the track take is 15%, so my first number is .85. (That’s how many pennies the track pays back after deducting 15%.) Multiply .85 times the number of \$100 in the total pool, and hit your minus sign.

$$\boxed{.} \boxed{8} \boxed{5} \times \boxed{3} \boxed{4} \boxed{8} -$$

\$ Return Total pool (in 100's)

Don't pay any attention to the answer on the calculator, as we still have more to do. Next look at the \$100 bills on “Your Horse” (No. 7) and the Place Favorite (22 and 68). Add these up quickly in your head, and put the total on your calculator. Then hit the $+$ button.

$$.85 \times 348 - \boxed{9} \boxed{0} +$$

22 + 68 Total

Still we don't pay any attention to the answer on the calculator, as there is one more step to come. Last, we just look at the total only (in 100 bills) of your horse, mentally double it and enter it on the calculator. Then hit your equal $=$ of your calculator.

$$.85 \times 348 - 90 \div \boxed{4} \boxed{4} = \boxed{4.68}$$

Double 22-your horse Profit to \$1

Your answer 4.60 (always throw away last digit as track "breakage"). This means you will make **\$4.60 profit** for every dollar you bet to place on No. 7. This is equivalent to the number that appears on the Racing Form charts. You have to double it and add \$2 for mutuel price ($4.60 + 4.60 + 2 = 11.20$).

Now you have a method that with practice, you can quickly figure the place return. Here's the actual payoff of the race we just figured.

RESULTS	OFFICIAL
1st 7	11.20 7.00
2nd 7	5.00 7.00
3rd 1	4.70
4th 1	

As a drill, use the No. 3 horse total (double 68) in the last step to find the place price of the No. 3 horse.

Huey Mahl

IN THIS NEXT SEGMENT HUEY TALKS ABOUT MAKING A BETTING LINE FROM THE DRF SPEED RATING + VARIANT. I SUGGEST THAT YOU USE THE MOST SALIENT, PREDICTIVE READOUT FROM WHICHEVER OF OUR HANDICAPPING PROGRAMS YOU ARE USING AND USE IT RATHER THAN SR+V. TRY IT BOTH WAYS. SOME OF YOU MAY EVEN WISH TO TEST THE PROCEDURE WITH BEYER RATINGS.

PRICE LINE

A few of our readers wrote us asking for a method of figuring your own price line, from a gradient made up of adjusted speed ratings. One fairly good method we've seen is as follows.

What we do here is take the speed rating one point below our slowest horse ($78-1 = 77$) and subtract this figure from each of our SR's in the race to give us a number as shown in the -77 column. Add these numbers, in this case it's 59. Since we want our line to total 100 points, we find this total is 41 points short. This gives us an opportunity to award bonus points to the contenders, so one method is to award half the bonus points to the top horse (20), half of what's left to the second horse (10), half of what's left to the next horse, etc. until you run out of points.

Money Management

Screen 1 ONE Horse Bet: 33.3% Winners
 Ave. Mutuel 2.5 - 1 (5-2)
 Expectation: (R.O.I.) 18.5%

Kelly

INPUT DATA:

Original bankroll	300
Number of trials	100
Win probability	.333
Constant odds to 1	2.5
# of repetitions	100
% of capital	10
Random seed	-100
Limit win % range	N

RESULTS:

Average return	1358.91
Win percentage	33
Average odds	2.5
Longest win streak	8
Longest lose streak	20
Average bet	76.76 ✓
Number of busts	1
Another simulation (Y or N)	

SARTIN PROCEDURE

Screen 2 TWO HORSE to WIN Wager. 60% Win Ave.
 Ave. Mutuel based on TWO wagers: 1.25 to ONE.
 (Lower because we have to bet TWO horses)
 Expectation:

Kelly

INPUT DATA:

Original bankroll	300
Number of trials	100
Win probability	.6
Average odds to 1	1.25
# of repetitions	100
% of capital	5
Random seed	-100
Limit win % range	N

RESULTS:

Average return	2311.94 ✓
Win percentage	60
Average odds	1.35
Longest win streak	18 ✓
Longest lose streak	8 ✓
Average bet	48.85 ✓
Number of busts	0 ✓

✓ 2 Horses To win

Kelly

INPUT DATA:

Original bankroll	100
Number of trials	100
Win probability	.6
Constant odds to 1	1.15
# of repetitions	100
% of capital	8
Random seed	-100
Limit win % range	N

RESULTS:

Average return	1055.99
Win percentage	60
Average odds	1.15
Longest win streak	18
Longest lose streak	8
Average bet	32.75
Number of busts	0

Another simulation (Y or N)

✓ 1 Horse To win

Kelly


INPUT DATA:

Original bankroll	100
Number of trials	100
Win probability	.333
Constant odds to 1	2.5
# of repetitions	100
% of capital	10
Random seed	-100
Limit win % range	N

RESULTS:

Average return	463.63
Win percentage	33
Average odds	2.5
Longest win streak	8
Longest lose streak	21
Average bet	23.12
Number of busts	6

STANDARD EXTENSION TABLE



PROBABLE PLACE-SHOW ODDS BASED ON WIN ODDS

WIN	PLACE	SHOW
1.2		
3.5		
4.5		
1.1		
6.5		
3.2		
9.5		
2.1		
5.2		
3.1		
7.2	7.5	
4.1	8.5	
9.2	9.5	
5.1	2.1	
6.1	5.2	
8.1	3.1	3.2
10.1	4.1	2.1
12.1	5.1	5.2
15.1	6.1	3.1
20.1	8.1	4.1
30.1	12.1	6.1
40.1	16.1	8.1
50.1	20.1	10.1
60.1	25.1	12.1
80.1	30.1	15.1
100.1	40.1	20.1

For Place & Show
 Wagering with NO
 computer program

These are the odds you'll
 get with 20 cents.



**PLEASE DO NOT
GO PAST THIS
POINT
UNTIL ALL RACES
HAVE BEEN
ANALYZED**

LAS VEGAS '93 SARTIN SEMINAR HANDICAPPING WITH ENTROPY

BY
GLEN CONNOLLY

Readout-Result Index
For Race # 1

What a great program and just in time! With the advent of common-pool, inter-track wagering we need to perform our analyses more swiftly than ever. Dr. Sartin has provided close to the ultimate tool: a program that has the winner in its top three ratings most of the time. The ratings I'm discussing are the Total (line score) ratings on the Sort DC/V Composite screen, where low is best.

I've recently done some work with the Advanced Phase I (API) program and have made the following observation: very often the horse that is #3 in Entropy is #1 in API. As stated by Howard, the #1 Entropy horse finishes second an inordinate number of times; so you must carefully consider #2 and #3 for win bets. This is often confirmed by Thoromation. But if short of time I don't hesitate to use Entropy all by itself.

Let's consider Race 2 at Pimlico on April 20, 1993. This race contains the black type Consensus pick of the day which often places. As I've pointed out at other seminars, I like to beat this horse because the odds on the others are often generous.

The principal **contender selection** tool used to handicap this race is the best Beyer number within the past year at today's structure and surface (dirt vs. turf). [Please note I have NEVER suggested BETTING from these numbers.] The first page from the Advanced Phase I program provides a useful summary of a race, so I've included it for your review. It shows the horse's visual running style, APV, Class, Beyer rating which is shown as twice the rating used (73 x 2 = 146) because only one race was considered, and the DRF SR+VAR for the same race.

PIMILCO PAST PERF

2



6 FURLONGS. (1.09) CLAIMING. Purse \$7,500. Fillies and mares. 4-year-olds and upward, which have never won three races. Weight, 122 lbs., non-winners of two races since March 25, allowed 3 lbs., a race, 5 lbs., a race since March 18, 8 lbs. Claiming Price \$11,500; for each \$1,000 to \$9,500, 1 lb. (Races where entered for \$8,500 or less not considered).

LASIX - Idle Pris, Alan's Turn, Thirty Eight Kimbo, Runaway Sally.

Idle Pris
70

Dk. b. or br. f. 4, by John Alden - Darling Play, by Proudrest Roman
Br.—Mea Culpa Stables Inc (Md)
\$11,500 Tr.—Regan Scott T (7 1 1 0 .14)

114
Lifetime 1993 0 1 1 0 \$15,368
16 2 4 1 1992 7 1 2 0 \$16,560
\$26,845 Wet 4 0 1 0 \$3,480

Own.—Seaphy Stables
Entered 18Apr93- 1 PIM

10Apr93- 4Pim sly 6f	:232	:47	1:13	1
20Mar93- 2Pim my 6f	:234	:48	1:13	1
7Mar93- 9Lrl fst 6f	:222	:46	1:11	1
25Feb93- 8Lrl fst 7f	:232	:47	1:26	4
13Feb93- 7Lrl my 6f	:221	:46	1:13	1
21Jan93- 2Lrl fst 7f	:232	:47	1:25	1

21Jan93- Claimed from Mea Culpa Stables Inc.; Lenzi John J, Trainer

31Dec92- 4Lrl gd 6f	:224	:47	1:12	3
27Nov92- 2Lrl fst 6f	:222	:45	1:11	1
11Nov92- 4Lrl fst 6f	:224	:46	1:12	1
29Oct92- 2Lrl fst 6f	:23	:46	1:12	3

60	1	3	3	3	3	3	3	3	3	Rocco J	Lb 114	3.20
67	2	5	3	2	2	2	2	2	2	Prado E	Lb 117	2.30
59	4	5	6	4	4	4	4	4	4	Wilson R	Lb 122	4.00
70	8	1	4	5	4	1	1	1	1	Prado E S	Lb 114	8.90
53	5	3	6	5	4	5	5	5	5	Prado E S	Lb 114	14.00
46	5	4	2	2	2	2	2	2	2	Hamilton S D	L 114	5.60
53	5	3	2	1	5	7	6	6	6	Hamilton S D	L 117	18.00
65	1	2	3	3	4	3	1	1	1	Hamilton S D	L 112	13.20
61	1	1	4	3	4	3	2	2	2	Hamilton S D	L 119	8.10
61	1	2	3	2	2	2	2	2	2	Hamilton S D	L 119	*1.20

72-21	LeoprdLily1142	EngrvdlnGold114	Romp114	No Threat 6
71-17	RlckngStrm114	HdPrs117	ThryEghtKmb114	2nd best 5
76-18	CrftyNEger114	D.Theric114	Kimoin114	No Threat 8
75-26	Idle Pris114	Fat Bernie114	SeaGoingKid114	Driving 9
79-10	StratLinRuffin114	BocGold114	SevenSteps114	Outrun 8
68-19	Filex's Dream114	Sofuls114	Treegees 114	Vied, fltd: 6
69-20	DrsOption117	Prcisly112	SrghthFight115	Brief speed 7
82-19	MySwAIs114	On'sNotEnogh113	Upsh114	Weakened 7
81-14	Dame's Rocket117	Idle Pris119	Extoc114	Rallied 6
81-15	IdlPrs119	ThryEghtKmb119	AutumnRush117	Driving 7

Alan's Turn
66

B. f. 4, by Allen's Prospect - Frankie's Turn, by Best Turn
Br.—Kline Alan S (Md)
\$11,500 Tr.—Garcia Carlos A (15 0 0 1 .00)

114
Lifetime 1993 1 0 0 0 \$510
18 1 3 4 1992 17 1 3 4 \$20,755
\$21,265 Turf 1 0 0 0 \$300
Wet 3 0 0 1 \$2,310

Own.—Kline Alan S
Entered 20Mar93- 2Pim my 6f

13Dec92- 4Lrl fst 1 1/4	:48	1:14	1:47	1
29Nov92- 6Lrl fst 6f	:221	:45	1:10	1
18Oct92- 9Lrl fst 1 1/4	:48	1:13	1:45	1
18Oct92- 10Lrl fst 6f	:223	:46	1:11	1
10Oct92- 1Lrl fst 6f	:223	:46	1:19	1
18Sep92- 4Pim fst 6f	:23	:46	1:11	1
20Aug92- 9Lrl fst 6f	:223	:47	1:12	3
1Aug92- 4Lrl fst 6f	:23	:46	1:19	3
23Jul92- 3Lrl fm 1 1/4	:47	1:12	1:42	3

53	5	2	2	2	2	2	2	2	2	Wilson R	Lb 114	5.20
46	6	6	7	7	8	8	8	8	8	Rocco J	Lb 114	16.20
66	1	7	7	7	7	7	7	7	7	Prado E	Lb 112	5.90
21	8	4	4	4	4	4	4	4	4	Prado E S	Lb 114	4.40
63	3	3	5	4	5	4	3	3	3	Prado E S	Lb 114	5.00
65	4	4	7	10	11	4	2	2	2	Prado E S	Lb 114	*2.10
57	5	6	5	6	6	6	6	6	6	Prado E S	Lb 114	13.20
64	2	8	5	3	4	1	1	1	1	Prado E S	Lb 117	*1.00
56	7	2	6	4	4	4	4	4	4	Prado E S	Lb 117	2.90
63	7	6	7	4	5	5	8	7	7	Luzzi M J	Lb 113	11.00

65-17	RlckngStrm114	IdlPrs117	ThryEghtKmb114	Weakened 3
60-19	Nshly114	SilenceSpeks114	ArienesMony114	No factor 9
80-20	CrftyNEger114	GloriousMidn114	ChstthSky114	Outrun 7
52-17	SyPch114	EbrnAnswr114	DssGr114	Dropped back 8
77-18	Stlnt114	SrghthFight114	Alan's Turn114	Bobbled 7
75-18	Dame's Rocket114	Alan's Turn114	Extoc114	Rallied 7
79-19	CrfyNEger114	LDn's114	ThryEghtKmb114	Lacked room 1/8 6
78-17	Alan's Turn114	ThryEghtKmb117	PckUp117	Handly 10
78-23	Pretty Paces112	Extoc114	FittinglyProod122	Evenly 8
84-05	SecretRuby114	Acr's114	ChkBro113	Weakened 11

McFrolic
60

B. f. 4, by Rollicking - Merle Halton, by Rattie Dancer
Br.—North Highland Farm & Sylvia McName (Md)
\$11,500 Tr.—Balles W Meredith (10 1 1 1 .22)

114
Lifetime 1993 2 1 0 0 \$3,434
2 1 0 0 1991 0 0 0 0 \$3,634

Own.—Sutherland Michael T
Entered 18Apr93- 1 PIM

7Mar93- 3Lrl fst 6f	:23	:46	1:06	1
20Feb93- 10Lrl fst 6f	:233	:48	1:13	1

60	11	9	4	2	1	1	1	1	1	Delgado A	Lb 122	16.70
16	6	9	9	15	9	7	9	9	9	Delgado A	Lb 122	12.40

89-18	McFrolic114	HmpChickdee122	Bm115	Wide, drvg 11
58-25	GltthQn122	PmpChckd122	PrmMS122	Broke poorly 9

I'm Her
64

B. f. 4, by I Am the Game - What a Spot, by Hagley
Br.—Leatherbury K T Assoc Inc (Md)
\$11,500 Tr.—Leatherbury King T (45 9 5 7 .20)

114
Lifetime 1993 5 1 0 0 \$6,960
8 2 0 0 1992 3 1 0 0 \$4,980
\$11,060 Wet 1 0 0 0 \$330

Own.—The Jim Stable
Entered 16Mar93- 7Lrl fst 1 1/4

16Mar93- 7Lrl fst 1 1/4	:48	1:12	1:46	1
9Mar93- 6Lrl fst 6f	:223	:46	1:11	1
25Feb93- 8Lrl fst 7f	:232	:47	1:26	4
13Feb93- 7Lrl my 6f	:221	:46	1:13	1
31Jan93- 2Lrl fst 6f	:224	:46	1:12	1
9Jul92- 4Lrl fst 6f	:224	:46	1:19	1
21Jun92- 4Pim fst 6f	:231	:46	1:13	1
9Jun92- 2Pim fst 6f	:233	:47	1:14	3

0	9	4	5	5	6	10	14	10	4	Luzzi M J	b 114	29.00
55	5	3	6	5	7	4	6	5	5	Johnston M T	b 114	9.90
56	2	3	6	7	6	7	5	4	6	Reynolds L C	b 114	6.20
42	1	4	5	4	5	7	7	6	7	Johnston M T	b 114	10.90
64	2	5	4	5	4	2	1	1	1	Prado E S	b 114	7.40
22	4	4	3	3	3	6	1	1	1	Johnston M T	b 114	11.20
30	4	4	2	4	1	5	7	6	4	Johnston M T	b 114	10.00
38	7	5	4	1	5	3	3	2	1	Johnston M T	b 114	13.70

25-13	Adooney117	SeGoingKid114	Veronic114	Wide early 10
73-24	Treegees114	GloriousMidn114	SvnStps114	No factor 9
68-26	Idle Pris114	Fat Bernie114	SeGoingKid114	Slumbled st 9
65-18	StratLinRuffin114	BocGold114	SvnStps114	Saved ground 8
79-18	I'mHer114	SeGoingKid114	StolenSkts112	Long drive 8
65-20	LodedforBer109	RestlessRj114	MiniMirine114	Fell back 7
65-11	Appchrrbr114	SrskKcl114	ZbrLr114	Dropped back 6
73-19	I'mHer114	GoldBltn122	Chicy'sAppl115	Wide, drvg 7

Thirty Eight Kimbo
68

Ra. f. 4, by Thirty Eight Paces - Aladamy, by Dewan
Br.—Cawne Lloyd R & Penny S (Va)
\$11,500 Tr.—Dewald Charles (6 0 0 3 .00)

114
Lifetime 1993 10 0 1 4 \$6,780
25 1 6 6 1992 15 1 5 2 \$23,480
\$30,260 Wet 3 0 0 0 \$1,680

Own.—Stachewiak Daniel W
Entered 10Apr93- 4Pim sly 6f

10Apr93- 4Pim sly 6f	:232	:47	1:13	1
28Mar93- 2Pim my 6f	:234	:48	1:13	1
18Mar93- 9Lrl fst 6f	:222	:46	1:11	1

18Mar93- Claimed from Souder Donald E, Souder Donald E, Trainer

20Mar93- 2Lrl fst 7f	:241	:47	1:26	2
20Feb93- 6Lrl fst 6f	:231	:47	1:12	2
13Feb93- 6Lrl gd 1 1/4	:47	1:12	1:46	2
31Jan93- 2Lrl fst 6f	:224	:46	1:12	1
17Jan93- 4Lrl fst 7f	:241	:47	1:25	3
10Jan93- 7Lrl gd 1 1/4	:49	1:15	1:48	1
2Jan93- 4Lrl fst 1 1/4	:48	1:13	1:46	1

59	5	1	4	4	4	4	4	4	4	Hutton G W	Lb 114	7.90
54	3	4	5	4	5	5	3	1	1	Hutton G W	Lb 114	4.20
68	8	6	7	7	4	2	2	2	2	Hamilton S D	Lb 114	5.80
62	5	9	7	5	4	2	3	1	1	Hamilton S D	Lb 114	9.60
63	1	6	5	6	5	4	3	1	1	Hamilton S D	Lb 114	9.90
0	6	6	7	8	10	8	4	1	1	Hamilton S D	Lb 114	17.60
55	8	1	6	5	5	4	3	1	1	Hamilton S D	Lb 114	6.40
56	3	5	2	1	2	2	2	2	2	Hamilton S D	Lb 114	6.90
30	7	3	2	1	5	4	1	4	2	Hutton G W	Lb 114	13.70
52	6	2	2	2	4	3	7	5	4	Hutton G W	Lb 114	21.20

72-21	LeoprdLily1142	EngrvdlnGold114	Romp114	Steadied 1/8 6
65-17	RlckngStrm114	IdlPrs117	ThryEghtKmb114	Pinned back 5
79-22	Profile114	ThryEghtKmb114	Abusadora114	Wide 10
76-23	AccdRck114	PyrrDncr114	ThryEghtKmb114	Rallied 9
76-25	PyrrDncr114	Lzrem114	ThryEghtKmb114	Rallied 7
35-25	SPrgnd108	SrskKcl114	GrLAsprtns113	Dropped back 8
75-18	I'mHer114	SeGoingKid114	StolenSkts112	Needed rally 8
78-22	BcGld114	RylVctr112	ThryEghtKmb114	Needed more 7
47-25	GrLAsprtns114	Springd108	Fl'sGlory114	Fell back 7
68-26	Cmmrssh107	SincSpks114	LtLbLdn114	Weakened 7

Flay Time

53

B. m. & by Salutey - Rough Vixen, by Piano Jim
\$11,500 Br. - Talbot J Albert III (Md)
Tr. - Yourman Richard M (-)

114

Lifetime 1992 11 1 2 1 \$11,036
17 2 2 1 1991 6 1 0 0 \$4,950
\$15,986 Turf 4 0 1 1 \$3,450

Own. - Lapidus Mark B

Table with columns for date, race type, distance, time, odds, and race results. Includes entries for 13 Sep 92, 28 Aug 92, 14 Aug 92, 23 July 92, 12 July 92, 27 Jun 92, 12 Jun 92, 31 May 92, 1 May 92, and 24 Jun 92.

LATEST WORKOUTS

Apr 5 Bow 64 fst 1:14.3 H Mar 31 Bow 54 fst 1:03.2 B

Runaway Sally

73

Ch. f. 4, by Marsha's Dancer - She's a Dreamer, by Proudest Roman
\$9,500 Br. - Franks John (Fla)
Tr. - Lenzi John J (11 3 3 3 27)

112

Lifetime 1993 5 1 0 1 \$5,266
17 2 0 3 1992 9 1 0 2 \$15,086
\$21,894 Turf 1 0 0 0 \$300
Wet 5 2 0 1 \$14,786

Own. - Gehl Joseph J

Table with columns for date, race type, distance, time, odds, and race results. Includes entries for 1 Apr 93, 16 Mar 93, 4 Feb 93, 21 Jan 93, 2 Jan 93, 25 Oct 92, 26 Sep 92, 13 Sep 92, 14 Aug 92, and 25 July 92.

LATEST WORKOUTS

Apr 17 Lrl 34 fst :38 B Mar 9 Lrl 54 fst 1:05 R Feb 20 Lrl 31 fst :36.3 H

LET'S CONSIDER EACH HORSE IN TURN:

IDLE PRIS: This is the horse we're trying to beat because she is the Consensus best pick of the day and was selected by every DRF handicapper. Don't automatically eliminate these horses because some of them win; many of them place. We must decide if she can be beaten today. She is #1 APV, #1 Class, #2 Beyer, and #2 SR+VAR. Use the 3rd line back which is the first on a fast track and has the best recent 3rd fraction.

ALAN'S TURN: Today is the second race after a layoff so I expect her to improve; also the fast track will help her. She's the 3rd Consensus pick. One win in 18 starts isn't inspiring—of course none of these entries inspires. Check the summary page for the other stats. We'll put her in off the 3rd line back.

McFROLIC: Even with a low Beyer number, you don't eliminate lightly raced horses that just won her last race by 8 lengths. We simply don't know what her capabilities are. Having just won her MAIDEN race so impressively makes this horse a PLACE candidate. Also notice that she has the #1 SR+VAR. Place contender. or longshot win contender, use the top line.

I'M HER: Looks like time to return to the farm even though she has won at this level. Leatherbury insisted on running her in allowance races and now the drop is much needed. For any trainer but Leatherbury this horse is eliminated. Put him in off the 2nd line back.

THIRTY EIGHT KIMBO: Was in a tandem with Idle Pris in the top line and had a little trouble. Has the #3 Beyer figure. Use the 3rd line back.

FLAY TIME: Layoff of over seven months! She's a router returning to the races. I didn't run any numbers on her. OUT.

RUNAWAY SALLY: Has the highest Beyer number, 73. She is the 2nd Consensus pick. The top line DRF SR+VAR equals 105, whereas the 2Jan93 line is 98. Recent confirmation like this is comforting. Use the top line which has a 24.4 third fraction.

ANALYSIS:

Entered these six horses using multiple pacelines and accepted the best rated line on the SORT. Used a combination of Beyer numbers, third fraction ratings, POR final time, and DRF SR only (no variant) to guide me to the pacelines to enter.

IDLE PRIS did not come up in the top three in Entropy. This horse figured to go off at low odds and did (even money), and it appears she could be beaten. Scratched Idle; not being in the top three is a big negative.

Looking at the Entropy readouts, I'M HER can be eliminated. If you didn't enter her at all, you would have been OK.

At this point we are looking at our best three horses in Entropy and their odds: Runaway (8-1), Alan (8-1) and Thirty (5-1) at five minutes before post.

Also consider those horses that satisfy the Brohamer contender selection guidelines, particularly up-close requirements:

Idle	McFrolic	Runaway
------	----------	---------

For velocity based, linear programs I like to employ Tom's guidelines early in the contender selection process. For energy based, non-linear programs the guidelines are best employed, in my handicapping, late in the process to aid in the betting decision.

Who is common to both groups: RUNAWAY.

Did you consider running styles in this race? Both Runaway and McFrolic look like Early Pressers with Isle a Presser and the rest Sustained. With early horses often doing well in sprints at Pimlico, the two EPs could be all by themselves around the track. Looking at the Energy Generator screen, we see one S/P and four Sustained horses. In effect this is a lone early and we can expect McFrolic to go for the lead. The point here is to consider both the visual and program derived ESP running styles.

These are some of the considerations that are part of the Entropy program. But please review recent articles in the Follow Up written by Dr. Sartin, Jim Bradshaw and a host of other contributors. Yes, there is much more to learn!

THOROMATION

This will be a short discussion. We have narrowed the contention to four horses and now we import the race into the handicapping program, in my case Thoromation. I'm not going to include any readouts because you are going to enter the race into your computers when you get home—right?

We will consider both 1 and 2 adjustments because the raw energy spread is 3.02 and the warning flags are displayed.

Automatic (1 adj): Runaway is the designated "in-the – money" (ITM) horse (MP panel). The race "Valence" is SP. The Verification Screen is EXDC, therefore, the Opposite Screen is SP. The two win bets are Alan and Runaway from both approaches: 1 adjust and Jim's alternate approach for the 2 adjustment. Not surprisingly, Runaway also has a 100 deceleration number in the second column of the Exdc Deceleration Ratio table, which is often the case for the designated ITM horse. These horses are #2 and #3 on the Thoromation screen.

Manual (2 adj): Runaway is again the designated ITM horse. It has 100s in both the second and third columns of the Exdc Deceleration Ratio table. It is also the #1 Thoromation horse. Thirty is #2. The race Valence is SP and Runaway and Thirty are #1 and #2 (as they also are in EXDC).

Who would believe the prices paid in this race. We have had a long series of short fields and shorter prices. This result was a pleasant surprise: an \$18.00 win mutual and \$7.80 to place. There were six PIRCO clients at the track this day, and five had this race.

IT IS MY HOPE THAT THIS ARTICLE WILL HELP ALL OF US TO FURTHER DEVELOP OUR HANDICAPPING SKILLS.

TRACK PIM APR 20, 1993

RACE 2 DISTANCE 6.0 SURFACE DIRT PURSE \$7,500

MORNING LINE, AVERAGE PURSE VALUES, CLASS AND BEYER RATINGS

#	NAME	STY	M/L	R	APV%	R	TAPV%	R	CLASS	R	BEY	R	SR+V	R	AVE	
1	IDLE	P			222.8-	1			179.3-	1	140-	2	*	101-	2	2.0
2	ALAN	SUS			177.2-	2			151.4-	2	132-	4	*	100-	3	3.5
3	McFROLIC	E/P			80.8-	6			118.6-	4	120-	6	*	107-	1	3.5
4	I'M HER	SUS			154.7-	3			118.9-	3	128-	5	*	97-	5	5.0
5	38 KIMBO	SUS			90.1-	5			105.5-	6	136-	3	*	101-	2	2.5
6	RUNAWAY	E/P			100.3-	4			106.5-	5	146-	1	*	98-	4	2.5

* = ONLY ONE RACE CONSIDERED

'AVE' COLUMN -- LOW IS BEST

#	NAME	DIST.	1ST CALL	2ND CALL	FIN. CALL	1st B/L	2nd B/L	Stretch B/L	Final B/L
1	ALAN3	6.0	22.1	45.3	110.3	8.52	9.00	7.50	7.75
2	Mc-1	6.0	23.0	46.4	112.2	0.75	0.15	0.00	0.00
3	38K-3	6.0	22.2	46.4	111.4	7.00	3.50	2.00	1.75
4	I'M-2	6.0	22.3	46.2	111.3	5.75	7.50	6.50	9.00
5	RUN-1	6.0	23.4	47.1	112.2	1.50	2.00	0.50	0.00
6	L								

ENERGY GENERATOR

RAW ENERGY FACTORS

Name	Total	Hidden	Fx	Med	Lex	3rd	ESP Type
ALAN3	167.25	65.77	66.73	68.73	31.27	31.88	Sustained
Mc-1	164.41	65.01	66.04	68.46	31.54	31.30	S/P Presser
38K-3	165.43	65.18	67.00	67.96	32.04	32.11	Sustained
I'M-2	164.70	65.06	66.40	68.24	31.76	31.61	Sustained
RUN-1	164.23	66.19	65.51	67.71	32.29	31.99	Sustained

ENTROPY

Race: 042002 Dist = 6.0 FURLONGS Comments: C11.5/9.5-FM-4+

Name				Name			
Total	2ndCall	Par	Med	Total	Median	Dte	
ALAN3	167.25	67.61	94.112	ALAN3	166.92	68.58	99.632
3BK-3	165.43	67.25	95.105	3BK-3	165.70	67.68	98.908
I'M-2	164.70	67.09	93.776	I'M-2	165.21	67.90	98.615
Mc-1	164.40	68.08	91.489	Mc-1	165.02	68.11	98.499
RUN-1	164.23	67.14	94.793	RUN-1	164.90	67.35	98.428

ENTROPY

DC/V COMPOSITE

Name	Ep/dv	P/dv	He/dv	Td/dv	Pm/dv
ALAN3	99.536	99.667	99.763	99.614	99.787
3BK-3	99.154	97.883	100.843	100.015	100.312
I'M-2	99.072	98.712	99.325	98.885	99.143
Mc-1	100.200	98.926	98.376	98.177	98.038
RUN-1	100.113	99.008	99.639	100.743	99.988

ENTROPY

SORT DC/V COMPOSITE

Name	Ep/dv	P/dv	He/dv	Td/dv	Pm/dv	Total
ALAN3	3	1	2	3	3	12
3BK-3	4	5	1	2	1	13
I'M-2	5	4	4	4	4	21
Mc-1	1	3	5	5	5	19
RUN-1	2	2	3	1	2	10

SECOND RACE

Pimlico

APRIL 20, 1993

6 FURLONGS. (1.09) CLAIMING. Purse \$7,500. Fillies and mares. 4-year-olds and upward, which have never won three races. Weight, 122 lbs., non-winners of two races since March 25, allowed 3 lbs., a race, 5 lbs., a race since March 18, 8 lbs. Claiming Price \$11,500; for each \$1,000 to \$3,500, 1 lb. (Races where entered for \$3,500 or less not considered).

Value of race \$7,600; value to winner \$4,275; second \$1,575; third \$825; fourth \$450; fifth \$225; sixth \$150; seventh \$100. Mutuel pool \$27,835. Exacta Pool \$61,311

Last Raced	Horse	M/Eqt.	A.Wt	PP	St	¼	½	Str	Fin	Jockey	Cl'g Pr	Odds \$1
1Apr93 9Pim1	Runaway Sally	Lb	4114	7	7	21	22½	1 st	1 ^{no}	Rocco J	9500	8.00
7Mar93 3Lr11	McFrolic	b	4114	3	6	11	1 nd	22	2½	Delgado A	11500	6.80
28Mar93 2Pim4	Alan's Turn	Lb	4114	2	1	7	7	63½	3 ^{no}	Wilson R	11500	7.50
10Apr93 4Pim5	Thirty Eight Kimbo	Lb	4114	5	2	51	52	52	4½	Hutton G W	11500	4.70
16Mar93 7Lr110	I'm Her	b	4114	4	4	41	3 nd	4 nd	5 ^{no}	Johnston MT	11500	9.10
10Apr93 4Pim4	Idle Pris	Lb	4114	1	3	3½	42	3 nd	65	Prado E S	11500	1.10
13Sep92 7Pen5	Flay Time	b	6114	6	5	62	6 nd	7	7	Luzzi M J	11500	7.80

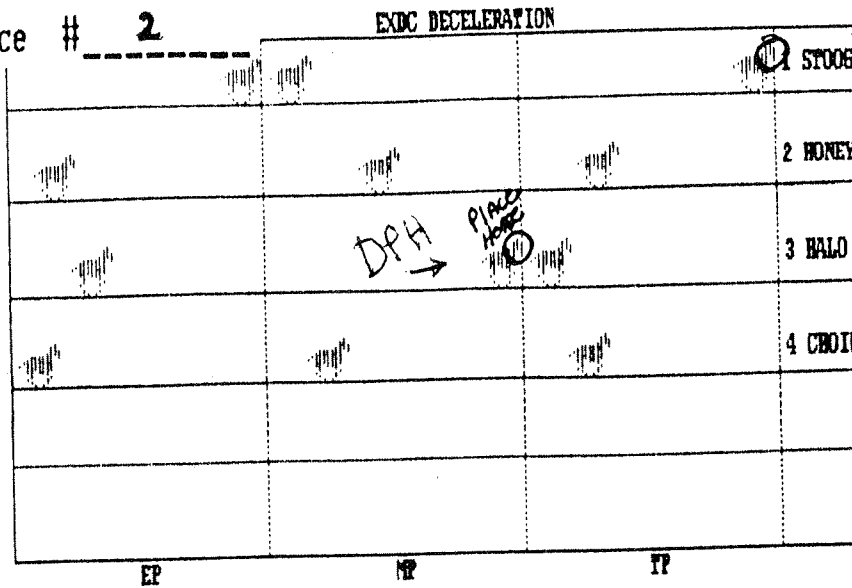
OFF AT 1:27 Start good Won driving Time, :23, :46½, :59½, 1:13 Track fast.

\$2 Mutuel Prices:

7-RUNAWAY SALLY	18.00	7.80	4.60
3-MCFROLIC		8.40	6.40
2-ALAN'S TURN			5.00

\$2 EXACTA 7-3 PAID \$111.00

Readout-Result Index
For Race # 2



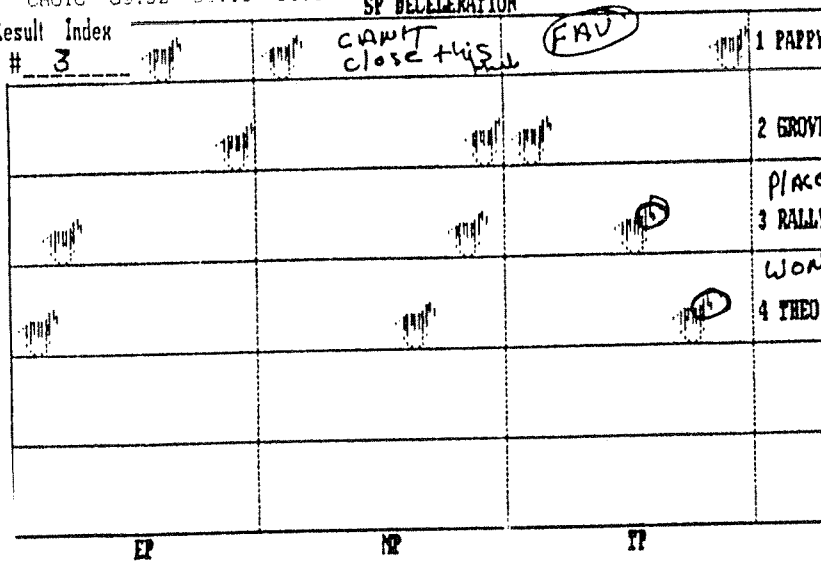
W \$26.80
sh. \$278.00
PERF
PL

EXDC & DECELERATION



Exdc Deceleration Ratio				Kinetic Exdc Module			
Name	1st	2nd	3rd	Name	Ekp	Mkp	Lkp
STOOB	100.00	100.00	94.90	STOOB	18.23	31.26	13.36
HALO	92.60	94.73	90.35	HONEY	13.83	30.64	15.15
HONEY	90.79	94.68	91.45	HALO	16.26	30.95	14.01
CHOIC	89.92	93.18	91.17	CHOIC	15.64	30.46	15.61

Readout-Result Index
For Race # 3



Place \$11.60
PLACE
WON \$11.60 win
\$137.80 P.
\$1,238.00
TRI

EXDC & DECELERATION



Exdc Deceleration Ratio				Kinetic Exdc Module			
Name	1st	2nd	3rd	Name	Ekp	Mkp	Lkp
GROVE	100.00	100.00	94.92	PAPPY	17.14	30.63	15.66
PAPPY	99.12	98.05	100.00	GROVE	17.51	31.86	13.04
RALLY	97.87	98.01	97.51	RALLY	16.43	31.31	14.08
THEO	97.55	98.22	98.96	THEO	16.29	31.07	14.91

Readout-Result Index For Race # 4

ENERGY GENERATOR *****

RAW ENERGY FACTORS

Name	Total	Hidden	Fx	Hed	Loc	3rd	EST Type
BERT	162.52	64.50	66.17	60.44	31.56	31.15	Early
MAJOR	<u>165.00</u>	66.10	66.57	60.03	31.97	32.32	Sustained
SIBER	164.92	66.03	<u>66.05</u>	67.77	32.23	32.55	Sustained
STAR	162.94	65.10	66.44	67.90	32.10	31.02	O/P Processor

ENTROPY *****

Race: Dist → 9.5 FURLONGS Comments:

Name	Total	2ndCall	Far Mod	Name	Total	Median	Dte
BERT	162.52	68.52	90.371	MAJOR	165.00	67.78	99.099
STAR	162.94	67.76	93.309	SIBER	164.95	67.52	<u>99.070</u>
SIBER	164.92	67.80	95.676	STAR	163.62	67.51	98.273
MAJOR	164.99	67.76	95.054	BERT	163.34	68.02	98.103

ENTROPY *****

Pace	Matchup			Name	Deceleration Pars		
	F 1	F 2	F 3		Hp/dv	He/dv	Td/dv
BERT	34.80	33.66	32.43	BERT	90.44	93.19	88.96
STAR	34.42	33.09	31.64	STAR	98.43	95.62	91.92
SIBER	34.17	33.35	<u>32.43</u>	SIBER	99.20	97.25	<u>94.91</u>
MAJOR	34.13	33.66	32.20	MAJOR	99.27	95.68	94.36

DREAM RACE VELOCITY PARS

Name	F 1	F 2	F 3	S C
BERT	100.003	98.700	95.453	<u>100.000</u>
STAR	98.909	98.317	97.554	98.899
SIBER	98.197	99.085	100.000	<u>98.955</u>
MAJOR	98.062	100.000	99.287	98.893

DREAM RACE DECELERATION PARS

Name	Ep/dv	P/dv	He/dv	Td/dv	Fm/dv
Pace	90.438	101.702	98.249	96.363	94.676
BERT	99.997	103.122	96.711	95.451	95.453
STAR	99.990	102.305	99.225	98.630	98.640
SIBER	100.772	101.649	100.924	101.836	101.056
MAJOR	100.847	100.654	99.207	101.249	100.399

SORT DC/V COMPOSITE

Name	Ep/dv	P/dv	He/dv	Td/dv	Fm/dv	Total
BERT	1	1	4	4	4	14 ✓
STAR	4	2	3	3	3	15
SIBER	2	3	1	1	1	<u>8</u> ✓
MAJOR	3	4	2	2	2	13 ✓

Sportsman's charts

Saturday, April 17

#2

© 1993 Daily Racing Form, Inc., reproduction prohibited
Track conditions: Clear and fast

1st 1/16 miles, 3-y-o-up, strl, abw, purse \$8,000

Horse and jockey	PP	St	1/2	3/4	Str.	Fin.	\$1
Stoggles Three (Baird)	2	2	11	11 1/2	12 1/2	12 1/2	12.40
Tarnished Halo (Guidry)	5	7	7	62	42	2nd	13.00
Run For Your Honey (Diaz)	3	1	21	2 1/2	2 1/2	3 1/2	2.10
Splash Of Silver (Woodley)	1	4	3 1/2	32	31	4 1/2	24.70
Robert's Choice (Stille)	7	5	42	41	51	5 1/2	1.10
Winged Cursons (Gondron)	4	3	5 2 1/2	5 1/2	63	63	7.20
Caballo Dei Sol (LaSala)	6	6	6nd	7	7	7	7.50
Stoggles Three	28.80	12.60	6.80	Perfecta 2-5: \$278.00			
Tarnished Halo	13.80	7.20					
Run for Yr Honey		3.20					

Time—:23 4/5, :47 4/5, 1:11 4/5 1:36 4/5, 1:43 2/5 Winner BM 6 by Buckfinder-Grey Chull by One For All. Owner C. Sgrist & R. Schwed. Trainer Moises R. Yanez.

#3

12th 1/16 miles, Open, 3-y-o-up, The Fleet Argo Invitational Handicap, purse \$16,800

Horse and jockey	PP	St	1/2	3/4	Str.	Fin.	\$1
Theo's Machine (Zuniga)	7	1	62 1/2	5nd	1 1/2	13 1/2	4.80
Rallywithclass (LaSala)	4	4	712	710	710	2 1/2	14.90
Proudhesian (Focareto)	5	7	51 1/2	64	62	3 1/2	6.80
Pappy Yokum (Stille)	3	5	33	3 1/2	3rd	4 1/2	0.90
J.C.'s Darlin Boy (Lindsay)	6	2	11 1/2	11 1/2	2 1/2	51	20.30
Unquova (Macias)	2	6	41 1/2	43	4 1/2	6 1/2	15.60
Council Grove (Silva)	1	3	21 1/2	21 1/2	5nd	711	7.40
Ringmore (Guidry)	8	8	8	8	8	8	8.30
Theo's Machine	11.60	6.80	6.00	Perfecta 6-4: \$137.80			
Rallywithclass	11.60	7.00		Tri. 6-4-6: \$1,123.80			
Proudhesian		4.60					

Time—:22 4/5, :47, 1:11, 1:37, 1:43 2/5. Winner Ch G 8 by Torston-Velvet Music by Stop The Music. Owner Lisa Flatland Inc., Trainer Lisa C. Gabriel. Mutual pool \$131,322. Perfecta pool \$82,059. Trifecta pool \$140,854. Pick-3 pool \$23,749. Pick-3 6-7-8 \$659.60. Scratched-Dunrobbed. Attendance 13,396. Total Mutual handle \$4,692,606

#4

6283—EIGHTH RACE. 1 1/4 Miles. Purse \$500,000-guar. "Charles H. Strub Stakes." Grade I, 4-year-olds.

Index	Horse and Jockey	Wt	PP	St	1/4	1/2	3/4	Str.	Fin.	To \$1
6152	Siberian Summer, C Nakatani	118	5	2	2 1/2	2 1/2	2 1/2	2 1/2	1 1/2	18.20
(6152)	Bertrando, C McCarron	122	1	1	1 1/2	1 1/2	1	1	22	30
5091	Major Impact, G Stevens	118	3	5	4 1/2	3rd	3 1/2	34	33	7.40
6152	Star Recruit, L Pincay Jr	120	4	3	31	4 1/2	41	41	4 1/2	6.10
6152	Daros (GB), E Delahousaye	120	7	6	51	52	5 1/2	54	56	15.30
6237	Zunch, D Flores	118	5	7	74	75	76	76	6no	49.30
6152	Al Sabin, A Soto	118	2	4	62 1/2	6 1/2	61	6nd	719	42.00
6197	Drilliant Blue, K Skinner	118	6	8	8	8	8	8	8	61.10
No Scratches										
6—SIBERIAN SUMMER..... 34.40 5.60 2.10										
1—BERTRANDO.....2.40 2.10										
3—MAJOR IMPACT..... 2.10										

Off 4 15 Time: 23.47 2 1:11 4/5, 1:35 4/5, 2:00 3/5 Track: Cloudy Fast. Winner-gr.c.89 Siberian Express Mia Karina Tr Ronald McAnally Own-Buckram Oak Farm Mutual Pool \$584,579 Exacta Pool \$540,556 Daily Triple Pool \$345,991.

\$2 EXACTA (6-1) PAID \$86.20
\$3 DAILY TRIPLE (3,7/9/6) PAID \$2,370.00

Readout-Result Index
For Race # M

#	NAME	DIST.	1ST CALL	2ND CALL	FIN. CALL	1st B/L	2nd B/L	Stretch B/L	Final B/L
1	MOON	9.0	45.4	111.1	150.3	4.00	1.00	0.00	0.10
2	ROY	9.0	47.0	112.2	150.3	0.00	0.00	0.00	0.20
3	MILL	9.0	46.4	111.4	<u>152.3</u>	9.00	9.00	6.00	6.00 X
4	SEAN	9.0	45.4	111.1	150.3	9.00	4.00	4.00	4.00
5	BLACK	9.0	46.1	110.3	149.2	1.50	1.50	1.50	1.00

KINETIC GENERATOR

Race: 042509 Dist = 9.0 FURLONGS Comments: MDN3UC32

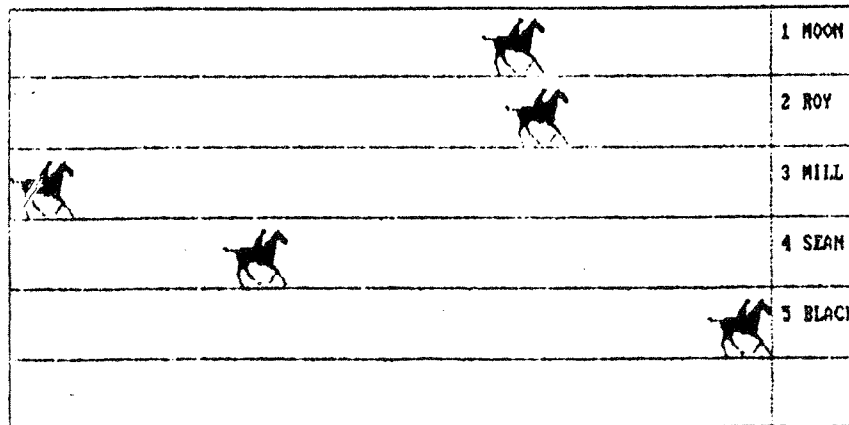
ENERGY FACTORS


Name	Total	Hidden	Fx	Med	Lex	3rd	ESP Type
MOON	159.80	64.37	67.18	68.51	31.49	31.58	E/P Presser
ROY	160.00	64.89	<u>67.52</u>	67.69	<u>32.31</u>	<u>32.46</u>	Sustained LONG
MILL	156.57	64.95	66.28	68.13	31.87	30.94	E/P Presser SUST.
SEAN	159.13	64.76	66.85	68.31	31.69	31.57	E/P Presser
BLACK	162.08	64.90	66.62	69.02	30.98	31.78	E/P Presser

Readout-Result Index
For Race # M

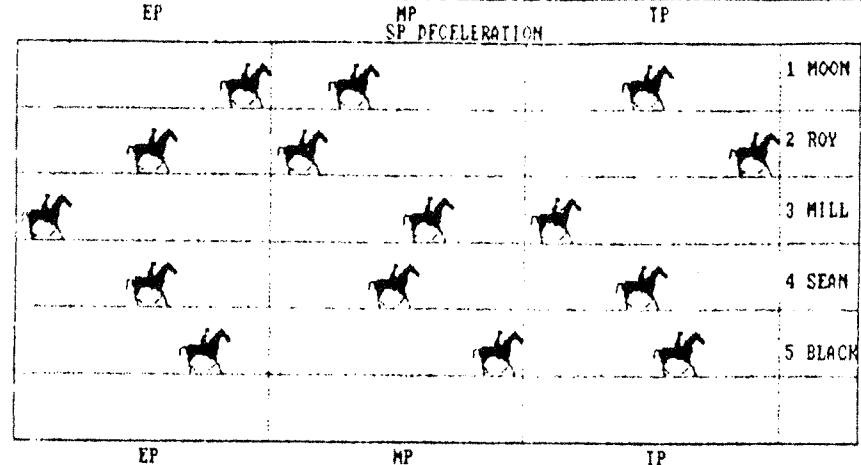
COMPOSITE RATINGS

Name	Mpr	Lpr	Cpr
MOON	88.0	85.1	173.1
ROY	83.0	91.0	<u>174.0</u>
MILL	77.0	80.0	157.0
SEAN	85.0	84.2	169.2
BLACK	90.5	88.5	<u>179.0</u>





PL
W
S 16



PL
W
S 14

EXDC PARADIGM

	Paradigm Early		Paradigm Sustained
BLACK		ROY	
ROY		BLACK	
MOON		MOON	

Paradigm Pressor

BLACK	
MOON	
ROY	

Matchup

Pace	F 1	F 2	F 3
MOON	35.42	32.62	31.36
BLACK	35.22	33.49	31.63
SEAN	34.93	32.86	31.33
ROY	34.93	32.31	32.25
MILL	34.36	33.06	30.62

Variou Modules of Exdc

Name	Emuv	Smuv	uXr
MOON	0.012	0.297	0.310
BLACK	0.000	0.197	0.197
SEAN	0.056	0.349	0.405
ROY	0.090	0.090	0.181
MILL	0.157	0.682	0.839

E X D C
* * * * *

	E P	P R	H E	S P	L X	F X	Muv
	===	===	===	===	===	===	===
BLACK	1	1	1	2	2	2	0.00
MOON	2	3	4	3	3	3	0.03
ROY	3	2	2	1	1	1	1.18
SEAN	4	4	3	4	4	4	1.69
MILL	5	5	5	5	5	5	5.03

EXDC & DECELERATION

Early Exdc

BLACK	
MOON	
SEAN	

Late Exdc

ROY	
BLACK	
MOON	

Total Kpd

MOON	
BLACK	
ROY	

Total Exdc

BLACK	
MOON	
ROY	

Exdc Deceleration Ratio

Name	1st	2nd	3rd
MOON	100.00	99.55	97.02
BLACK	98.85	100.00	97.47
SEAN	97.21	98.01	94.57
ROY	97.21	96.76	96.73
MILL	94.03	94.36	88.65

Kinetic Exdc Module

Name	Ekp	Mkp	Lkp
MOON	18.59	31.14	13.00
ROY	17.07	30.77	14.10
MILL	16.98	30.39	12.24
SEAN	17.82	30.92	12.95
BLACK	18.28	32.15	13.25

7045—NINTH RACE. 1 1/4 Miles. Purse \$18,000. Maiden Claiming. 3-year-olds and up. Claiming price \$32,000-28,000.

Index	Horse and Jockey	WL	PP	ST	1/4	1/2	3/4	Str.	Fin.	To \$1
6630	Royal Dixie, P Atkinson	121	4	1	1 1/4	1 1/4	1 1/4	12 1/2	11 1/4	11.70
6630	Mysterious Moon, C McCarron	123	1	3	3 1/2	4 1/2	4 3/4	2nd	2 1/2	1.00
6630	Sean, A Sola	121	5	5	4 1/2	3 1/2	3 1/2	3 1/2	3 1/2	7.60
6590	Black And Silver, O Berrio	121	10	2	5 1/2	5 1/2	5 1/2	4th	4 1/2	4.30
6677	Calceines Blancos, Gonzalez Jr	110	8	8	8 1/2	9 1/2	7 1/2	6 1/2	5th	23.90
6655	Powerful Venus, L Pincay Jr	117	6	4	2 1/2	2 1/2	2nd	5 1/2	6 1/2	9.70
6635	Splendid War, M Segundo	115	11	10	11 1/2	8 1/2	6 1/2	7 1/2	7 1/2	28.70
6718	Mill The Steel, G Stevens	115	3	12	10th	10 3/4	9 3/4	8 1/2	8 1/2	7.60
6655	Times Square, L Guise	113	12	6	6 1/2	7 1/2	10 1/2	10 1/2	9 1/2	139.00
6439	Bigdudellude, H Torres	115	2	9	7 1/2	6 1/2	8 1/2	9 1/2	10 1/2	113.80
6718	Happyempire, M Linares	115	9	11	12	12	11 1/2	11 1/2	11	94.90
6630	Country Courage, A Castanon	121	7	7	9 3/4	11 1/2	12	12	distrd	94.50

No Scratches.

- 4—ROYAL DIXIE..... 25.40 7.40 4.80
- 1—MYSTERIOUS MOON3.00 2.40
- 5—SEAN..... 3.80

Off: 5:47 Time: :23.4:47.3 1:12 1/5, 1:37 2/5, 1:50 1/5. Track: Clear & Fast. Winner-dbb.c.89 Dixieland Band-Fearless Queen Tr-Sam, J Scotamieri. Mutual Pool \$289,984. Daily Double Pool \$173,203. Exacta Pool \$299,799. Daily Triple Pool \$270,765. Superfecta Pool \$304,821.

\$2 DAILY DOUBLE (3/4) PAID \$343.80
\$2 EXACTA (4-1) PAID \$67.80

Readout-Result Index
For Race # 5

ENERGY GENERATOR

RAW ENERGY FACTORS

Name	Total	Hidden	Fx	Med	Lex	ESP Type
ABOVE	162.50	63.56	67.33	68.57	31.43	S/P Presser
JUSTI	163.87	64.45	66.25	69.59	30.41	Early
CHUCK	163.93	64.79	65.70	69.85	30.15	Early
LEE	165.55	65.77	65.77	69.79	30.21	Early
VITA	162.49	65.69	65.69	68.08	31.92	Sustained
ESPEC	161.93	65.74	66.02	67.35	32.65	Sustained

		Total	Med	3rd
HIGH	>>>	165.55	69.85	32.20
AVERAGE	>>>	163.38	68.87	31.26
LOW	>>>	161.93	67.35	30.51

ENTROPY

Race: 010809 Dist = 6.0 FURLONGS Comments: C10.0

Name	Total	2ndCall	Par Med	Name	Total	Median	Dte
ABOVE	162.49	67.57	91.154	LEE	165.71	69.19	97.701
JUSTI	163.86	68.83	87.879	CHUCK	164.62	69.13	97.059
CHUCK	163.92	69.12	86.842	JUSTI	164.58	68.87	97.035
LEE	165.55	69.20	88.462	ABOVE	163.65	67.77	96.489
VITA	162.48	67.28	92.969	VITA	163.65	67.28	96.485
ESPEC	161.92	66.52	95.635	ESPEC	163.27	66.52	96.260

ENTROPY

Matchup

Pace	F 1	F 2	F 3
	35.74	34.60	31.81
ABOVE	35.74	32.03	30.79
JUSTI	35.33	33.55	30.24
CHUCK	35.02	34.12	30.01
LEE	34.60	34.60	30.61
VITA	33.64	33.64	31.28
ESPEC	33.40	33.12	31.81

Deceleration PARS

Name	Mp/dv	He/dv	Td/dv
ABOVE	94.51	96.15	86.15
JUSTI	97.41	90.15	85.60
CHUCK	98.70	87.97	85.71
LEE	100.00	88.46	88.46
VITA	99.99	92.96	92.96
ESPEC	99.58	96.03	95.23

DREAM RACE DECELERATION PARS

Name	Ep/dv	P/dv	He/dv	Td/dv	Pm/dv
Pace	96.798	100.000	100.000	91.933	91.933
ABOVE	97.636	94.805	104.585	96.808	99.152
JUSTI	100.634	97.481	98.060	96.195	95.590
CHUCK	101.964	98.720	95.687	96.317	94.462
LEE	103.307	100.000	96.223	99.406	96.223
VITA	103.302	99.995	101.121	104.466	101.126
ESPEC	102.872	99.594	104.451	107.014	104.026

DREAM RACE VELOCITY PARS

Name	F 1	F 2	F 3	S C
ABOVE	100.005	92.568	96.813	97.641
JUSTI	98.846	96.967	95.085	99.472
CHUCK	97.967	98.612	94.359	99.891
LEE	96.799	100.000	96.223	100.000
VITA	94.124	97.238	98.328	97.233
ESPEC	93.446	95.739	100.000	96.130

SORT DC/V COMPOSITE

Name	Ep/dv	P/dv	He/dv	Td/dv	Pm/dv	Total
ABOVE	6	6	2	4	3	21 3
JUSTI	3	4	5	5	5	22 4
CHUCK	2	2	6	6	6	22 4
LEE	1	1	4	3	4	13 1
VITA	4	3	3	2	2	14 2
ESPEC	5	5	1	1	1	13 1

SORT DC/V COMPOSITE

Name	Ep/dv	P/dv	He/dv	Td/dv	Pm/dv	Total
ABOVE	6	6	2	4	4	22
JUSTI	2	4	5	5	5	21
CHUCK	1	1	6	6	6	20 3
LEE2	3	3	4	3	3	16 2
VITA	4	2	3	2	2	13 1
ESPEC	5	5	1	1	1	13 1

Readout-Result Index

For Race # 6

#	NAME	DIST.	1ST CALL	2ND CALL	FIN. CALL	1st B/L	2nd B/L	Stretch B/L	Final B/L
1	BLUFY	8.0	46.3	112.2	140.3	11.00	6.50	2.50	0.00
2	SENR	8.0	46.3	112.2	140.3	0.00	0.00	0.00	1.00
3	CRUSI	8.0	46.3	112.2	140.3	8.00	5.00	1.50	0.50
4	SNATC	6.0	21.3	45.2	113.3	8.50	9.00	3.50	0.00

AUTO PROJECT

#	NAME	DIST.	1ST CALL	2ND CALL	FIN. CALL	1st B/L	2nd B/L	Stretch B/L	Final B/L
1	BLUEY	8.0	46.3	112.2	140.3	11.00	6.50	2.50	0.00
2	SENR	8.0	46.3	112.2	140.3	0.00	0.00	0.00	1.00
3	CRUSI	8.0	46.3	112.2	140.3	8.00	5.00	1.50	0.50
4	SNATC	8.0	45.4	114.0	142.1	8.50	9.00	3.50	0.00

ENERGY GENERATOR

RAW ENERGY FACTORS

Name	Total	Hidden	Fx	Med	Lex	3rd	ESP Type
BLUEY	154.35	64.69	66.58	69.26	30.74	31.00	Early
SENR	154.48	63.52	67.08	70.00	30.00	30.30	Early
CRUSI	154.35	64.36	66.73	69.44	30.56	30.82	Early
SNATC	150.98	62.28	68.46	67.58	32.42	31.58	S/P Presser

ENTROPY

Race: FG0120 Dist = 8.0 FURLONGS Comments: 3RD FG

Name	Total	2ndCall	Par Med	Name	Total	Median	Dte
SENR	154.48	70.63	85.320	SENR	154.67	69.61	98.410
SNATC	150.97	67.73	92.375	BLUEY	154.59	68.86	98.356
CRUSI	154.35	69.58	88.081	CRUSI	154.59	69.04	98.355
BLUEY	154.35	69.26	89.018	SNATC	152.31	66.94	96.907

DREAM RACE VELOCITY PARS

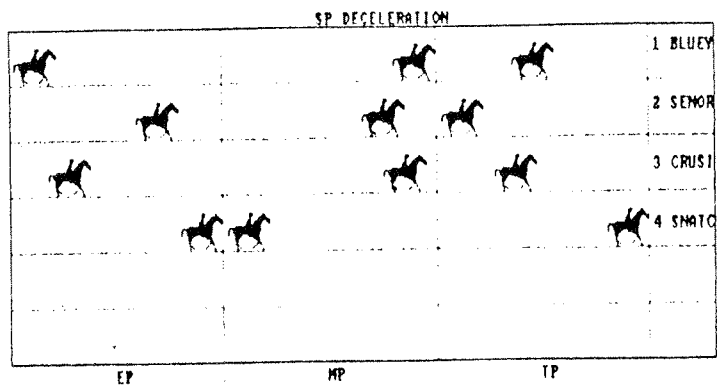
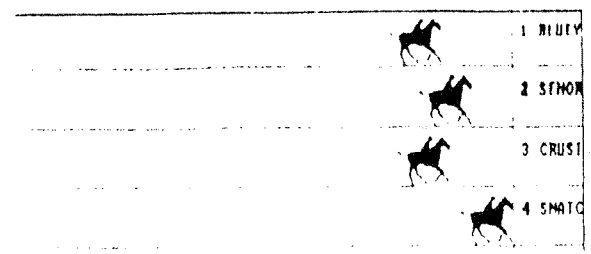
DREAM RACE DECELERATION PARS

Name	F 1	F 2	F 3	S C	Name	Ep/dv	P/dv	He/dv	Td/dv	Pm/dv
SENR	100.000	98.628	96.326	100.000	Pace	96.547	105.439	94.841	93.392	88.574
SNATC	99.879	90.782	100.000	95.885	SENR	100.000	106.906	97.666	96.326	96.326
CRUSI	97.603	99.552	97.963	98.512	SNATC	96.001	111.367	110.155	100.121	104.292
BLUEY	96.693	100.000	98.549	98.057	CRUSI	100.931	104.338	98.404	100.369	99.443
					BLUEY	101.410	103.390	98.548	101.919	100.501

SORT DC/V COMPOSITE

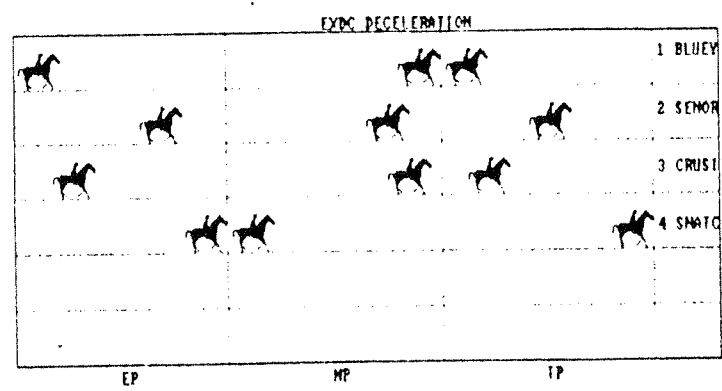
Low is BEST

Name	Ep/dv	P/dv	He/dv	Td/dv	Pm/dv	Total
SENR	1	1	4	4	4	14
SNATC	4	2	1	1	1	9
CRUSI	2	3	3	3	3	14
BLUEY	3	4	2	2	2	13



MUV

SENOR	0.67
SNATC	0.00
CRUSI	2.93
BLUEY	3.75



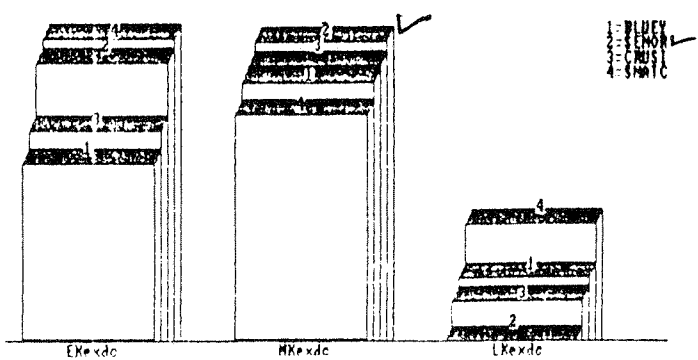
EXDC PARADIGM

Paradigm Early
SNATC: oooooooooooooooooooooo
SENOR oooooooooooooooooooooo
CRUSI ooooooooooooooo

Paradigm Presser
SNATC oooooooooooooooooooooo
BLUEY oooooooooooooooooooooo
CRUSI ooooooooooooooo

Paradigm Sustained
SNATC oooooooooooooooooooooo
BLUEY oooooooooooooooooooooo
CRUSI ooooooooooooooo

Exdc Deceleration Ratio			
Name	1st	2nd	3rd
SNATC	100.00 ✓	97.30	100.00 ✓
SENOR	98.84	100.00 ✓	94.78
CRUSI	96.53	98.56	96.44
BLUEY	95.63	98.11	97.02



\$2 Mutuel Prices: 6-SNATCHANDGRABIT 32.40 13.60 6.60
5-SENORITA ROSITA 6.20 3.60
1-BLUEYESMLONGLEGS 2.80

\$3 EXACTA (6-5) PAID \$320.40. \$2 QUINELLA (5-6) PAID \$85.60.

Readout-Result Index
For Race # 7

#	NAME	DIST.	1ST CALL	2ND CALL	FIN. CALL	1st B/L	2nd B/L	Stretch B/L	Final B/L
1	DEB'S	6.0	22.0	46.2	111.4	15.00	11.00	7.50	2.50
2	TUG'N	6.0	22.0	46.2	111.4	11.00	5.75	3.00	2.50
3	RACIN	6.0	22.1	46.1	111.3	6.25	2.75	1.25	0.00
4	BEYON	6.0	21.4	46.1	112.1	9.00	9.75	5.75	5.00

ENERGY GENERATOR

RAW ENERGY FACTORS

Name	Total	Hidden	Fx	Med	Lex	3rd	ESP Type
DEB'S	165.33	65.35	66.88	67.75	32.25	32.24	Sustained
TUG'N	165.44	64.96	66.79	68.29	31.71	31.73	Sustained
RACIN	166.32	65.11	66.77	68.69	31.31	31.60	Sustained
BEYON	164.37	63.97	66.96	68.46	31.54	31.24	Sustained

ENTROPY

Race: FG0120 Dist = 6.0 FURLONGS Comments: 8TH FG

Name	Total	2ndCall	Par Med	Name	Total	Median	Dte
BEYON	164.37	66.87	92.869	RACIN	166.40	68.42	98.923
RACIN	166.31	68.07	92.473	TUG'N	165.81	67.96	98.574
TUG'N	165.43	67.27	93.874	DEB'S	165.74	67.41	98.532
DEB'S	165.33	66.20	96.922	BEYON	165.10	68.06	98.149

ENTROPY

DREAM RACE VELOCITY PARS

DREAM RACE DECELERATION PARS

Name	F 1	F 2	F 3	S C
BEYON	100.002	97.487	96.795	98.241
RACIN	98.656	100.000	98.108	100.000
TUG'N	98.265	99.051	98.428	98.830
DEB'S	97.053	98.703	100.000	97.250

Name	Ep/dv	P/dv	He/dv	Td/dv	Pm/dv
Pace	95.837	98.088	98.088	96.094	94.257
BEYON	98.239	97.335	99.291	96.793	98.528
RACIN	101.362	98.088	98.108	99.445	98.108
TUG'N	100.574	98.308	99.371	100.166	99.594
DEB'S	100.202	99.553	101.314	103.036	102.828

SORT DC/V COMPOSITE
LOW IS BEST


Name	Ep/dv	P/dv	He/dv	Td/dv	Pm/dv	Total
BEYON	4	4	4	4	4	20 OUT
RACIN	1	1	3	3	3	11 ✓
TUG'N	2	3	2	2	2	11 ✓
DEB'S	3	2	1	1	1	8 ✓

EXDC PARADIGM

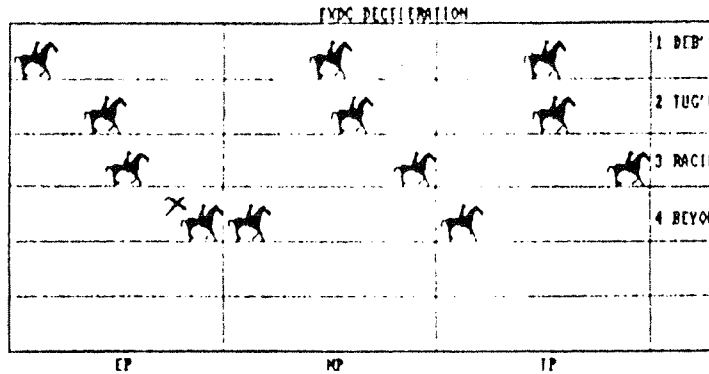
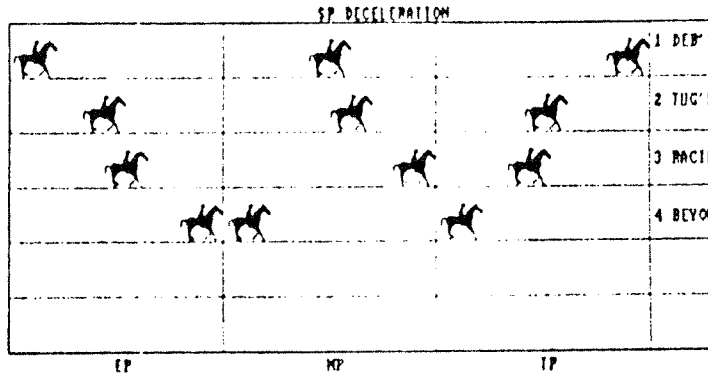
Paradigm Early
RACIN ○○○○○○○○○○○○○○○○○○○○○
TUG'N ○○○○○○○○○○○○○○○○○○○○○
DEB'S ○○○○○○○○○○○○○○○○○○○○○

Paradigm Presser
DEB'S ○○○○○○○○○○○○○○○○○○○○○
RACIN ○○○○○○○○○○○○○○○○○○○○○
TUG'N ○○○○○○○○○○○○○○○○○○○○○

Paradigm Sustained
DEB'S ○○○○○○○○○○○○○○○○○○○○○
RACIN ○○○○○○○○○○○○○○○○○○○○○
TUG'N ○○○○○○○○○○○○○○○○○○○○○

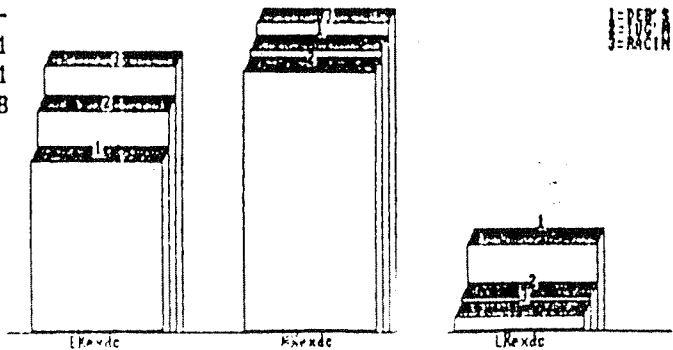


Muv
===
RACIN 0.00
TUG'N 1.09
BEYON 0.74
DEB'S 2.63



OUT Too Early

Name	1st	2nd	3rd
RACIN	100.00	100.00	98.11
TUG'N	99.21	98.10	97.01
DEB'S	96.75	97.41	96.88



\$2 Mutuel Prices: 11-TUG'N TUSSELE _____ 16.20 6.20 1.00
12-RACING VAN _____ 4.20 3.20
2-DEB'S FLASHING BOY _____ 6.00
\$3 EXCTA (11-12) PD \$82.50. \$2 QUINLA (11-12) PD \$17.60. \$3 TRIFECTA (11-12-2) PD \$495.30.

55 SIXTH RACE 6 FURLONGS (1.08⁴) CLAIMING. Purse \$7,800. 4-year-olds and upward, non-winners of three races. Weight, 122 lbs. Non-winners of a race since December 8 allowed 3 lbs.; since November 8, 5 lbs. Claiming price \$18,800.

Fair Grounds
JANUARY 9, 1993
Value of race \$7,800; value to winner \$1,560; second \$1,160; third \$850; fourth \$468; fifth \$234. Mutual pool \$87,987. Ex. pool \$74,992. Quinella pool \$21,516. Tri pool \$56,518.

Last Raced	Horse	M/E	Q	A	Wt	PP	St	1/4	1/2	3/4	Str	Fin	Jockey	Cl'g Pr	Odds \$1
18Dec92 1FG7	J Lee	L	5	114	3	8		5 nd	6 th	11 th	17 th	17 th	Poyadou B E	10000	6.80
5Dec92 1FG12	Choose Chuck	L	4	114	5	10		8 th	3 rd	2 nd	2 nd	2 nd	Romero S P	10000	1.80
15Dec92 1FG1	Erath Andy	L	4	114	12	7		9 th	7 th	5 th	3 rd	3 rd	Martin E Jr	10000	23.20
17Dec92 1FG9	Yuppie I Yea	Lb	5	114	8	1		1 st	1 st	2 nd	4 th	4 th	Faul R J	10000	24.60
17Dec92 1FG7	La Vita's Bomb	b	4	114	1	2		3 rd	3 rd	4 th	5 th	5 th	Patin H K	10000	10.30
17Dec92 1FG5	Espectro	Lb	5	119	2	12		10 th	11 th	7 th	6 th	6 th	Murray K C	10000	10.00
29Nov92 1ORP7	Moment Above	Lb	4	112	6	11		11 th	10 th	9 th	7 th	7 th	Towery J H5	10000	27.50
17Dec92 1FG4	Logan Kane	Lb	4	119	7	5		7 th	9 th	8 th	8 th	8 th	Walker B Jr	10000	4.40
18Dec92 1FG1	Ancient Justice	Lb	5	112	10	6		6 th	5 th	6 th	9 th	9 th	Borel C H	10000	5.10
18Dec92 1FG3	Twister's Tide	Lb	4	117	11	9		12	12	10 th	10 th	10 th	Caminita A J	10000	14.70
24Oct92 5LaD11	Evan From Heaven	Lb	5	114	4	4		4 th	4 th	11 th	11 th	11 th	Moore K M	10000	76.00
18Dec92 1FG12	Yea Or May	Lb	4	117	9	3		2 nd	2 nd	12	12	12	O'Hara K A	10000	155.90

OFF AT 4:00. Start good. Won ridden out. Time, :22, :46⁴, :59¹, 1:12¹ Track good.

\$2 Mutuel Prices:
 3-J. LEE _____ 15.60 6.00 4.80
 5-CHOOSE CHUCK _____ 3.40 3.00
 12-ERATH ANDY _____ 7.80
\$3 EX (3-5) PAID \$93.00. \$2 QUIN (3-5) PAID \$22.60. \$3 TRI (3-5-12) PAID \$1,444.80.

56 THIRD RACE 1 MILE (1.37¹) CLAIMING. Purse \$9,200 (includes \$1,200 LTBS supplement). Fillies and mares 4-year-olds and upward, non-winners of two accredited races. Accredited Louisiana-breds. Weight, 122 lbs. Non-winners of an accredited race since December 20 allowed 3 lbs.; such a race since November 20, 5 lbs. Claiming price \$17,500. (Claiming races for \$15,000 or less not considered).

Fair Grounds
JANUARY 20, 1993
Value of race \$9,200; value to winner \$5,200; second \$1,760; third \$968; fourth \$528; fifth \$264. Mutual pool \$51,783. Exacta pool \$57,364. Quinella pool \$16,284.

Last Raced	Horse	M/E	Q	A	Wt	PP	St	1/4	1/2	3/4	Str	Fin	Jockey	Cl'g Pr	Odds \$1
10Jan93 2FG1	Snatchandgrabit	L	4	114	6	3	7	7	7	3 rd	1 st	1 st	Smith V L	17500	15.20
6Jan93 1FG2	Senorita Rosita	L	4	117	5	2	1 st	1 st	1 st	1 st	2 nd	2 nd	Lanerie C J	17500	3.60
17Dec92 3FG1	Blueyeshlonglegs	b	4	119	1	5	3 rd	3 rd	2 nd	2 nd	3 rd	3 rd	Ardoin R	17500	1.60
2Jan93 3FG4	Spicy Girl	L	4	117	3	6	4 th	4 th	3 rd	4 th	4 th	4 th	Leblanc K P	17500	8.40
17Dec92 3FG2	Crusin Again	Lb	4	117	7	4	2 nd	2 nd	4 th	5 th	5 th	5 th	Farmer D P Jr	17500	11.40
31Dec92 1FG1	Read Mix	L	4	117	2	7	5 th	5 th	6 th	6 th	6 th	6 th	Bourque K	17500	3.60
5Dec92 1FG4	Ernest Bird	L	6	117	4	1	6 th	6 th	5 th	7	7	7	Faul R J	17500	5.60

OFF AT 2:28. Start good. Won driving. Time, :23⁴, :47¹, 1:13⁴, 1:41³ Track slow.

\$2 Mutuel Prices:
 6-SNATCHANDGRABIT _____ 32.40 13.60 6.60
 5-SENIORITA ROSITA _____ 6.20 3.60
 1-BLUEYESHLONGLEGS _____ 2.80
\$3 EXACTA (6-5) PAID \$320.40. \$2 QUINELLA (5-6) PAID \$85.60.

EIGHTH RACE 6 FURLONGS (1.08⁴) CLAIMING. Purse \$5,200. 4-year-olds and upward. Weight, 122 lbs. Non-winners of two races since November 22 allowed 3 lbs.; a race since then, 5 lbs. Claiming price \$5,000.

Fair Grounds
JANUARY 20, 1993
Value of race \$5,200; value to winner \$3,120; second \$1,040; third \$572; fourth \$312; fifth \$156. Mutual pool \$60,897. Exacta pool \$51,994. Quinella pool \$15,248. Trifecta pool \$43,598.

Last Raced	Horse	M/E	Q	A	Wt	PP	St	1/4	1/2	3/4	Str	Fin	Jockey	Cl'g Pr	Odds \$1
2Jan93 8FG3	Tug 'n Tussle	L	6	114	11	8		8 th	7 th	2 nd	1 st	1 st	Melancon G	5000	7.10
5Jan93 2FG4	Racing Van	Lb	6	116	12	10		7 th	4 th	12	2 nd	2 nd	Poyadou B E	5000	2.50
2Jan93 8FG2	Deb's Flashing Boy	Lb	6	117	2	7		10 th	10 th	4 th	3 rd	3 rd	Han R W	5000	10.00
23Dec92 11FG6	Homestretch Stride	L	8	117	8	1		3 rd	2 nd	3 rd	4 th	4 th	Farmer D P Jr	5000	106.70
5Jan93 2FG1	Quick Tam	L	5	116	4	6		5 th	8 th	5 th	5 th	Faul R J	5000	5.00	
10Dec92 2FG8	Colonel Keating	L	5	114	7	2		4 th	5 th	6 th	6 th	6 th	Lanerie C J	5000	98.90
3Jan93 10FG5	Beyond Reports	L	5	114	3	12		12	12	7 th	7 th	7 th	Bourque K	5000	20.80
2Jan93 8FG5	Go for Broke Mike	Lb	6	114	9	9		9 th	9 th	9 th	8 th	8 th	Caminita A J	5000	17.20
2Jan93 8FG7	Chief Reed	Lb	9	114	10	11		11 th	11 th	11 th	9 th	9 th	Smith V L	5000	31.60
2Jan93 8FG8	Candy Trinket	Lb	8	117	1	3		2 nd	3 rd	10 th	10 th	10 th	Leblanc K P	5000	6.00
2Jan93 8FG3	Straight Prospect	Lb	4	117	6	4		1 st	1 st	8 th	11 th	11 th	Patin K C	5000	3.20
4Nov92 6Haw8	Lost My Beau	L	5	117	5	5		6 th	6 th	12	12	12	Laviolette B S	5000	61.50

OFF AT 4:48. Start good. Won driving. Time, :22¹, :46⁴, :59¹, 1:12¹ Track good.

\$2 Mutuel Prices:
 11-TUG 'N TUSSLE _____ 16.20 6.20 4.00
 12-RACING VAN _____ 4.20 3.20
 2-DEB'S FLASHING BOY _____ 6.00
\$3 EXCTA (11-12) PD \$82.50. \$2 QUINLA (11-12) PD \$17.60. \$3 TRIFECTA (11-12-2) PD \$495.30.

NOTES: Keep Notes



**Q & A at end of session
as time allows.**

A Women's Point of View:

THE FOOLISH TALK, THE WISE LISTEN

by Virginia Butler

I didn't like the old TPR numbers and didn't use them. Somehow I was always getting the wrong horses in my computer and my mix and match for my EXDC w/ THOROMATION would never balance out on my readouts. My figures were so jumbled I couldn't make heads or tails out of them most of the time. I found I was doing more guessing than I was decision making. I didn't have trust or confidence in them. Any program you use, you have to trust. When I was listening to Howard on the Saratoga Seminar tapes I immediately perked up when I heard him say that Jim had written a new Phase I program. Jim is a winner and one of the reasons he is, he takes pride in his work. There is no way Howard or Jim Bradshaw will put junk programs on the market for us to use.

Howard sent me the new advanced version of EXDC w/ THOROMATION and I rolled up my sleeves at the same time. Since I had ENTROPY for only about a month, I decided to work with both programs, hand in hand.


This is what I learned.

Since Emerald Racing is only 16 days into the meet I used pace lines I thought would represent what the horse could do after a layoff. Yakima Meadows race track had just closed so I had some recent pace lines to use. I used the composite figure on my EXDC program and put the top 5 or 6 through ENTROPY. I lost the place horse alot.

I used the first screen on ENTROPY to help sort contenders. The 2nd call energy time fluctuates with contenders. The Par Medium stays static if the 2nd call energy is between 66 & 66.50 then the Par Medium is usually too high. In most cases I have a false sustained horse in the computer. I found that if I have 2 horses within the 66 range second call, if I throw out the lowest of the two, the other horse usually comes up to the figures I like. There are exceptions. A 5.5 furlong horse adjusted to 6.0 furlongs can make the second call low and a sprint pace line adjusted to a route distance can

make the second call low. The horses that went from a sprint distance to a route distance on my Par Med, I found a 96 I could accept. A Par Medium over 97 the horse showed in the race. On my sprint to routes adjustments when done automatically, were adjusted too fast, so I used the Multiplier to make this adjustment. I also found in Total Energy I needed the sprinters to be 8 Total Energy points higher than the fastest routers. Fast sprinters win route races against slow routers and the reverse is also true: fast routers with good internal fraction win sprint races against slow sprinters. Jim Bradshaw said that all races are actually won by sustained horses since the horse that can sustain its energy the farthest in today's match-up wins. If the 2nd call energy of a horse is too high (over 69) I usually have a false early horse in the computer. I found if the first horse on the THOROMATION screen that touch's the wire is not my number one early or m.u.v. horse I usually have a false early. A majority of the races on the EXDC-Distribution Screen if my horse on the EXDC Deceleration Pars lose's ground in the 2nd, then the horse usually can't make it up. Exceptions are adjusted for distances, but most of time I can get rid of the horse. My going through this process has been a bit of work. But I have learned alot about the programs plus my style of handicapping. I can get the race down to three or four horses this way and I have more confidence in my contenders. My valence is more accurate and the EXDC program perform's above expectations. If you have a hard time getting true contenders you might try this. *Don't use my figures, they are off MY pace lines and MY work.* Since we all have different thought patterns only you can find the patterns in your own work.

-One last thought -: I read in Readers Digest about a slow horse. They must have talked to Jim. This horse was so ugly and slow they had to pay the jockey time and a half when he crossed the finish line.



Editorial note : Ginny's use of 66 as second call energy and 69 med energy relates to her track, and other slow tracks. You will have to determine comparable numbers that are either too low or too high at your track(s).

Here Are My Records:

6 FURLONG - FAST

CODE: M = MAIDEN
 R.W. = DID RACE OVER
 LEFT PHASE I ORIGINAL

ENTROPY											EXD. Phase 1			Phase	
D	R	NOTES	PARM	DTE	EFOV	POV	HEDV	TDV	HNDV	TCSV	MPR	LPR	QPR	KPHK	RANK
4/8	1	M	9186	1	2	1	2	2	2	1	88	88.9	176.9	1	3
4/8	3		9376	4	2	2	4	2	3	3	90	87.4	177.4	1	2T
	4		8991	1	1	1	3	3	3	1	97	86.0	183.0	1	4
	7		89.83	1	5	5	2	2	2	4	85.0	79.5	163.5	5	3
	8		8707	2	1	1	4	3	3	2	85	80.5	175.5	2	1
	10		8949	4	2	2	5	4	5	3	92	82	174	5	2
4/9	2	M	9183	2	3	1	3	3	3	3	82.5	78.5	161	4	0
Class	4	RW	8979	3	3	4	4	4	4	4	83.5	82	170.5	8	THROW OUT
	5		9268	2	1	3	4	2	2	2T	87.7	87.3	175	2	THROW OUT
	6		90.43	2	4	4	4	4	5	3	92.5	86	178.5	5	1
	7	Adj 5.5	86.10	3	4	3	1	1	1	1T	83	87	172	3	2
	8		9255	3	7	1	3	3	3	2	92.5	88.5	181	2	5
	9		9000	1	1	1	3	2	3	2	85	85	180	2	3T
4/10	4		9304	1	3	3	3	5	3	2T	89	85	174	1	2
	9		9132	2	1	1	3	4	4	2	90	85.5	175.5	1	2
4/11	1	M	90.79	2	2	3	2	1	2	1	83.3	82.5	165.7	2	4
4/11	2	M	8644	1	1	1	3	3	3	3	89	79	168	1	6
	3		9269	2	4	4	1	1	1	2	90	86	176	4	5
	11	Adj 5.5	9508	4	5	4	1	1	1	1T	85.5	87.6	173.1	4	3
4/15	16	M	8978	1	3	1	1	2	1	1T	86.8	80.2	167	1	THROW OUT
	4		9423	3	4	4	1	2	2	2T	85.5	89.2	174.8	5	THROW OUT
4/16	1	M	9074	1	2	2	1	2	2	1	91.5	80.3	172	2	3
	2		9357	2	4	2	1	1	1	1	87	85	172.5	1	4
	3		8984	4	4	4	1	3	2	3	90	83	173	1	2T
4/17	3		9040	1	1	2	4	4	4	3T	94	85	179	1	4
	5		8959	2	2	1	4	4	4	4	82.3	84	176.3	3	THROW OUT
	8		9435	2	3	3	1	1	1	1	91	89.6	180.6	2	4
	9		9150	1	1	1	1	2	1	1	94	85	179	1T	4
4/18	2	5.5	102.12	2	4	4	1	1	1	1T	82	92.5	174.5	1	THROW OUT
	3		9289	2	1	2	3	3	3	3	88.9	86.1	176	2	1
	4	RW	9363	4	3	4	3	1	1	1	88	86	174	2	5
4/22	1	M	8992	3	2	1	3	3	3	3	85	86	171	3T	3T
	2		9110	2	1	1	4	4	4	1	90	86.9	176.9	1	1
	3		9354	2	3	1	1	1	1	1	89.5	92.5	182	1T	1T
	4		9200	1	3	2	1	1	1	1	90	85	175	1	5
	8		8945	3	3	4	3	4	4	4	91	86	177	6	5
4/23	1		93.31	1	2	1	2	3	3	2	84.5	88.4	172.9	2	7
	2		8789	1	2	4	4	4	4	4	93	77	170	1	3
	3		9095	1	4	2	4	4	3	3	91.5	82.5	174	4	6
	6		9477	1	4	4	1	1	1	1T	87	88.7	175.5	3	5
	7		9226	2	1	2	3	2	3	3	94.9	88.1	183	2	8

6 FURLONGS - FAST

ENTROPY										EXDC Phase I					Place	
D	R	NOTES	PARM	DTE	EPDV	PDV	HEDV	TDV	PMDV	TRV	IMPR	LPR	CPR	RAW	Rank	
23	8		8984	1	3	3	2	5	2	5	93	85.5	178.5	1	4	
24	4		9120	3	2	2	2	1	3	2	92	86	175	1	2	
	7		8934	2	2	1	3	3	3	3	85.8	85.8	171	1	TR-rewout	
	8		8913	2	1	1	3	2	3	2	94	82	176	2	1	
	10		9213	2	2	2	3	2	3	2	93.8	88.1	181.9	3	2	
25	1	ADJ SIS M	10365	1	5	3	1	1	1	1	80	95.5	175.5	1	2	
	2		9131	1	3	3	2	2	1	1	90.3	85	175.3	2	4	
	3		9311	3	3	3	2	2	2	2	89.2	88	177.2	2	4	
	6	M	9042	2	2	2	2	2	2	2	88	83	171	3	1	
	8	CAIF	9076	3	4	2	3	3	3	4	85	83	168	6	2	
	7	RG5	9349	5	5	5	2	3	2	3	90	88	175	3	7	
	10		9397	2	3	3	1	1	1	1	86.5	88.5	175	1	2	
26	3		9032	2	2	2	2	2	2	2	89.3	88.7	178.5	2	TR-rewout	
	5		9226	2	4	4	1	2	2	2	92	85.5	177.5	3	2	
	7		90.09	1	1	2	2	2	2	1	91.5	83	174.5	2	6	
	6	ADJ 62-6	9455	2	1	3	1	1	1	1	93	90.9	183.9	1	TR-rewout	
	9		9880	2	3	4	2	2	2	2	87.9	91.1	179.	2	3	
27	2	ADJ 5.5	8675	2	4	4	2	2	2	3	87.5	90.7	168.5	2	1	
	5		105.63	1	4	4	1	1	1	1	82.5	94.4	176.9	1	4	
	6		9246	4	4	4	1	1	1	1	89.5	91.5	181.0	2	1	

PARADIGM

6 FURLONG - FAST

AGE	R	PE	PP	PS	HR	MUV	EP	PR	HP	SR	EX	EX	VAL	SCREEN	EX	Graded
23	8	3	3	2	.24	.43	2	3	3	1	2	1	SP	1	6625	6931 EP
24	4	1	1	1	.48	1.98	1	1	3	1	2	2	EXDC	1	6536	6858 SP
	7	1	1	2	.08	0.00	1	1	4	2	3	2	SP	1	6754	6823 SP
	8	2	2	3	.34	0.00	1	1	2	3	3	3	EXDC	2	6449	6944 E
ADJ 5.5	10	2	2	3	.33	.57	2	2	3	3	3	3	EXDC	2	6598	6851
	1	3	1	1	.31	.53	3	2	2	1	1	1	SP	1	6816	66.2 S
	2	1	1	1	.10	.12	3	1	1	1	1	1	SP	1	6483	6901 SP
	3	3	2	1	.93	4.47	3	3	2	1	2	3	SP	2	6533	6815 S
M	6	3	2	2	.23	.36	2	2	2	2	2	2	SP	1	6521	6901 SP
28	8	0	3	0	.33	1.18	3	4	3	4	3	1	3	1+2	6560	6907 SP
5.5	7	3	3	2	.35	.51	2	4	4	2	2	1	SP	1	6452	6792 S
	9	1	2	1	.40	1.97	2	1	1	1	1	2	SP	2	6500	6810 S
29	3	2	2	2	.26	1.00	2	2	1	1	2	1	EXDC	1	6500	6916 SP
	5	1	2	2	.30	0.00	1	4	4	2	2	1	EXDC	1	6899	6842 EP
	7	2	2	2	1.00	3.88	3	1	1	2	2	4	SP	1	6448	6922 EP
	6	1	1	1	.29	1.16	2	1	1	1	1	3	SP	1	6533	6794 S
	9	2	2	2	.28	1.11	2	2	2	2	2	2	SP	1	6680	6703 S
30	2	1	2	2	.25	0.00	1	3	4	2	2	1	EXDC	1	6587	6990 E
	5	1	1	1	.61	0.00	1	1	1	1	1	1	SP	1	6878	6544 S
	6	3	2	1	.66	2.48	3	3	1	1	1	3	SP	1	6589	6858

6 FURLONGS EXDC w/ THOROMATION

PARADIGM RANK				EXDC										TOP 2		EX		%MED
DATE	R	EP	PP	SP	UXR	MUV	EP	PR	HE	SP	EX	EX	VAL	SCREEN	EX	%MED		
M 4/5	1	1	1	1	.58	2.52	2	2	2	2	3	3	EXDC	1	6470	6865	S	
	3	1	1	1	.25	.86	1	1	2	1	1	2	SP	1	6565	6831	S	
	4	1	2	2	.26	0.00	1	1	2	2	3	2	EXDC	2	6473	6725	E/P	
	7	3	3	3	.48	0.00	2	4	4	2	2	1	EXDC	1	6629	6925	E/P	
	8	2	2	3	1.19	4.06	2	1	3	3	3	3	EXDC	1	6500	6763	E	
	10	0	0	0	.82	2.99	3	3	3	4	4	4	DPH	1+2	6898	6896	E/P	
M 4/9	2	2	2	2	.16	0.00	1	3	3	2	2	1	EXDC	1	6479	6918	E/P	
	4	2	0	0	.34	0.00	1	4	4	4	4	1	(+)	1+2	6647	6877	EP	
	5	2	1	1	.67	3.95	3	1	1	1	1	3	SP	1	6467	6833	S	
	6	0	0	0	.56	1.87	3	4	2	3	3	2	EXDC	2	6599	6903	S/P	
ADJ 5/5	7	1	1	1	.32	.67	2	1	1	1	1	1	SP	1	6663	6742	S	
	8	2	3	3	.32	0.00	1	3	3	3	3	3	DPH	1+2	6520	6832	S	
	9	1	1	2	.19	.39	1	1	1	5	3	3	EXDC	2	6506	6914	E/P	
4/10	5	1	1	1	.31	1.43	2	1	1	1	2	2	EXDC	1	6542	6830	S	
	9	1	1	2	.28	0.00	1	2	4	3	4	1	EXDC	1	6575	6896		
M 4/11	1	2	1	1	.45	1.56	3	2	1	1	1	3	SP	1	6515	6904	S/P	
	2	1	1	2	.37	0.00	1	1	3	2	3	1	EXDC	1	6571	7066	E	
M 4/11	3	3	2	2	.46	2.64	4	3	3	2	1	3	SP	1	6566	6802		
ADJ 5/5	11	3	1	1	.36	1.25	3	3	3	1	1	1	SP	1	6597	6779	S	
4/15	1	2	2	2	.25	0.00	1	2	3	1	1	1	EXDC	1	6598	6952	E/P	
4/15	4	3	3	2	.29	0.00	4	4	4	2	2	1	SP	1	6643	6819	S	
M 4/16	1	2	2	1	.18	0.00	1	2	3	2	2	1	EXDC	1	6616	6924	S/P	
	2	1	1	1	.16	0.00	1	1	4	1	1	1	SP	1	6590	6824	S	
	3	2	2	2	.31	0.00	2	4	4	2	2	1	SP	2	6698	6900	E/P	
4/17	3	1	1	3	.14	0.00	1	1	4	3	4	1	EXDC	1	6617	6903	S/P	
	5	1	1	3	.29	0.00	1	3	4	3	4	3	EXDC	1	6507	6921	E/P	
	8	2	1	1	.14	.75	2	1	2	1	1	2	SP	1	6647	6810	S	
ADJ 5/5	9	1	1	3	.53	2.78	2	1	2	3	1	2	EXDC	1	6539	6873	S/P	
M 4/18	2	2	1	1	1.60	7.06	2	1	1	1	1	1	EXDC	1	6744	6619	S	
	5	2	2	3	.21	.32	2	2	1	3	3	3	EXDC	2	6545	6838	S	
	13	3	3	1	.68	3.08	3	4	3	1	1	1	SP	2	6564	6796	S	
4/21	1	1	3	3	.44	0.00	1	3	3	3	3	1	(3)	1+2	6632	6896	E/P	
	2	3	0	0	.55	1.65	3	3	3	4	4	4	DPH	1+2	6553	6876	S/P	
	7	1	2	3	.52	1.49	3	2	2	1	1	1	SP	1	6552	6843	S	
	8	2	1	1	.75	3.26	3	1	1	1	1	1	EXDC	1	6575	6863	S/P	
4/23	1	1	3	0	.17	0.00	1	4	4	4	4	1	(3)	1+2	6650	6910	E/P	
	1	1	3	3	.60	1.45	1	2	3	3	3	2	EXDC	1	6575	6820	S	
4/24	2	2	2	0	.48	0.00	1	2	4	4	4	1	EXDC	1	6663	6957	E	
	2	2	3	3	.10	0.00	1	4	4	3	3	1	EXDC	1	6603	6861	S	
	2	1	1	1	.44	.65	2	3	3	1	1	1	SP	1	6652	6794	S	
	2	2	2	2	.32	.86	1	1	1	2	2	2	EXDC	2	1497	1842	S/P	

8 FURLONGS - FAST

ENTROPY										EXDC Phase 1			Place	RAWIC	
D.K.	NOTES	TARM	QTE	EDV	FC	HP	TDV	FMDV	TDV	MPR	LPR	CPR	Rank		
4/8	5 RW	92.55	5	6	3	3	4	5	3	83.8	85.3	169.0	6		27
4/10	4 RW	93.33	4	7	1	2	2	2	2	81.5	86.5	167.5	7		1
	4	94.51	3	2	4	3	1	2	2	78.5	85.6	163.5	4		2
	9	93.52	2	2	3	2	2	2	1	85.0	90.0	175.0	1	THROW OUT	0
4/15	2 ADJ SPTOR	97.22	1	2	2	1	1	1	1	80.9	87.6	168.2	3		5
	9	90.19	1	1	2	2	3	3	17	90.0	83.6	175.6	1		4
4/17	1 SPTOR NI	93.60	1	2	1	2	2	2	2	81.8	83.2	165.0	2		4
	3 SPTOR	95.13	2	4	2	1	1	1	1	84.3	89.3	173.5	2		1
4/23	4	91.28	1	1	5	2	2	2	1	87.0	86.0	175.0	2	THROW OUT	
4/24	2 SPTOR	94.17	1	1	1	3	3	3	3	93.0	86.0	179.0	2		5
	11 SPTOR	95.95	1	5	3	1	1	1	1	88.5	92.0	183.5	1		7
4/25	4	90.10	3	3	2	2	2	2	17	89.5	84.5	174.0	1		7
	5	93.78	5	5	1	1	1	1	1	78.5	85.5	164.0	3		7
4/29	4	96.20	1	1	3	2	2	2	2	87.0	91.9	177.9	2		4
	5 ADJ DIST	95.02	1	1	4	1	1	1	1	87.0	91.6	173.6	1		3
4/30	5														8

8 FURLONG - EXDC W/ THOROMATION - FAST

															Top 2.	
D.K.	PE	PP	PS	uxr	mvv	EP	PR	HE	SP	Lx	Ex	VAL	Screen	EX	70m29	
4/5	5	2	2	2	.42	0.00	2	3	4	2	2	2	EXDC	1	6693	6807
4/10	4	1	1	2	.20	0.00	1	3	4	2	2	1	EXDC	1	6820	6764 SP
4/11	4	0	0	3	.25	4.89	4	2	1	3	2	4	SP	2	6544	6798 SP
	9	3	2	2	.75	3.69	4	3	2	2	2	2	SP	2	6667	6784 SP
4/15	2	2	1	1	.12	1.77	3	1	1	1	1	2	SP	1	6684	6754 S
	9	2	1	1	.09	1.33	2	1	3	2	2	2	SP	1	6641	6884 E
4/17	1	1	1	1	0.00	0.00	1	1	2	2	1	1	EXDC	1	6755	6820
	3	1	1	1	.24	1.04	2	2	3	1	1	1	EXDC	1	6754	6773 S
4/23	4	3	3	3	.15	1.42	3	2	2	2	2	2	EXDC	2	6599	6876 SP
4/24	2	1	1	2	.51	0.00	1	1	2	2	2	1	EXDC	1	6788	6823 SP
	11	1	1	1	.18	0.00	2	1	1	1	1	1	SP	1	6719	6780
4/25	4	1	2	2	.10		1	2	3	2	2	1	EXDC	1	6699	6882 E
	5	1	1	1		0.00	1	3	5	1	1	1	SP	1	6741	6747 SP
4/29	4	2	2	2	.07	1.06	3	1	1	2	2	3	SP	1	6521	6901 SP
4/30	5	2	1	1	.11	2.57	3	1	1	1	1	3	SP	1	6550	6837
ADJ DIST															664	6743

IT'S HERE!

The Complete Follow Up Index

THROUGH ISSUE #36
COMPILED BY BOB IRELAND

The 30 page guide to finding the specific articles on the subjects you want from back issues.

\$12.00

CA RESIDENTS ADD 7.75% SALES TAX

THE FOLLOW UP SUBSCRIPTION RENEWAL FORM

A special note to our Canadian subscribers - your annual subscription rate is now \$87 per year because we cannot send the Follow Up bulk rate to Canada.

SEND TO O. HENRY HOUSE, INC. ATTN: FOLLOW UP RENEWAL - 1390 E. 6TH ST. #5 - BEAUMONT, CA 92223

FOLLOW UP RENEWAL

CHECK/MONEY ORDER PAYABLE TO:
O. HENRY HOUSE, INC.
1390 E. 6TH ST #5
BEAUMONT, CA 92223

PLEASE PRINT

NAME: _____

ADDRESS: _____

CITY: _____ STATE: _____ ZIP: _____

PHONE: () _____

- 4TH CLASS = \$72
- 1ST CLASS = \$87
- CANADA = \$87
- CA RES. 4TH CLASS = 77.58 (inc. tax)
- CA RES. 1ST CLASS = 92.58 (inc. tax)

AMOUNT ENCLOSED:
\$ _____

*Limited Time Offer -
Renew your subscription to the FOLLOW UP
BETWEEN MAY 1 & JULY 1, 1993
and receive your index FREE!*


O. HENRY

HOUSE, INC.



THE
SARTIN METHODOLOGY

18 YEARS OF CONTINUED RESEARCH & DEVELOPMENT



21st Century Handicapping NOW!

For FREE INFORMATION write:

O. Henry House - 1390 E. 6th St. #5 - Beaumont, CA 92223