

INTRODUCING ULTRA Scan

BY HOWARD G. SARTIN PHD



© 1984

O. HENRY HOUSE WEST



PUBLISHERS

Banning, California 92220

PROLOGUE

ALBERT EINSTEIN ONCE SAID, " If the facts don't fit the theory, change the facts."

Since we have no theory, we must alter his statement to say, " If the THEORY doesn't fit the facts, Change the THEORY!"

As a so-called expert of record at Handicapping Expo '84, I learned at the feet of the recognized living "greats." --And what I learned was that most of them taught theory while handicapping on " gut".

"GUT" is nothing more than intuition. A healthy intuition emerges from the wellspring of FACT.

Fact is what IS - Now.

A well-known Ph.D*in mathematics cornered me at Expo '84, asking for an hour or two of my time to discuss my "linear regression techniques in handicapping."

My answer was, it takes twenty seconds to explain my linear regression techniques - Go with what happened YESTERDAY - and double-check that against TODAY'S First Race.

The Art and Science of Thoroughbred Handicapping is one thing; the Art and Science of Winning is another. Our concern is only for winning. We try to merge the two in an empirical, pragmatic manner. Reality can be brutal. It will laugh at post position, jockey, trainer, day's since last, going up, going down in claiming and recent workout reports with impunity. And when you deny reality, reality will laugh at YOU.

Only one tenth of one percent of all people playing the races make their living therefrom. The other 99.9% subscribe to some current theory for which they probaly paid more for than the cost of this manual.

* Not William Quirin. He is an author and person worthy of utmost respect; and, a WINNER in fact.

THOROUGHBRED RACING

Handicapping

PHASE IV ULTRA SCAN

HOWARD G. SARTIN, Ph.D

Table of Contents

<u>SUBJECT</u>	<u>PAGE</u>
Etiology & Development.....	6
ULTRASCAN & The Big Score.....	15
Why ULTRASCAN Works.....	23
The Meridian Variant.....	24
The Track Profile.....	30
ULTRASCAN At Work - HOW it works.....	49
ULTRASCAN Procedural INDEX.....	57
1st Sample Race.....	58
INTERPRETATION OF READ-OUTS.....	67
The CLASS Factor.....	73
Four Sample Races.....	77
Jockeys & Trainers.....	97
DISTANCE Adjustments.....	98
Determining PARS.....	106
ULTRASCAN & Phase III Adjustments.....	113
A.J. Pilet and the Battle of New Orleans.....	116
Glenn Smock's "Vital Score".....	120
<u>USER INPUT</u>	
By BARRY BURKAN.....	124
By BOB LEE.....	133
<u>Additional Example Races</u>	
Bob Purdy, Jr. & Glenn Smock's Pick Six.....	136
Dr. Al X-Physician, Heal Thyself.....	146
IN CONCLUSION.....	154
Using Results Charts.....(Inside Back Cover).	158
*PIRCO, Charter Member Honor Roll...(Back Cover).	159

*On occasion, happily very rare, someone who is NOT a Pirco Charter Member will represent himself as such. Or, a FORMER member who decided to use your trust to his own benefit for profit, or to pirate our programs to sell for profit, will contact you. While these few persons may be very adept, they have - Out of Greed - violated the Sacred Trust upon which PIRCO was founded:

"Even as I have given freely unto THEE, so shall you give FREELY unto OTHERS."

DEAL WITH THE TRANSGRESSORS AT YOUR OWN RISK!

D E D I C A T I O N

First, to HUEY MAHL, who gave us our first insights into the magnitude and potential of Pace and Rate of Velocity Handicapping. To the memory of those two great Handicapping Pioneers, Ray Taulbot and Hugh Matheson.

WITH SPECIAL THANKS TO THOSE

Who tested ULTRASCAN at their own risk;
whose initial failures led to its development and final precision. And whose ultimate success led to its release TO YOU.

Ron and James Bauman - Jim "The Hat" Bradshaw -
Tom Brohamer - Barry Burkan - Virginia Butler -
Stede George - Andrew Gusich -
Paul and Jean Hollander - George Kaywood -
Ray Klass - Bob Lee - Michael Pizzolla - Bob Purdy -
Richard Quigley - Elton Smith - Glenn Smock -
Ed Hopper, Larry Olson....AND especially to JOHN NICK,
Who believed from the beginning. AND.....
To the 41 tracks on which ULTRASCAN was tested...in
appreciation for being there and providing price-
of-admission office space for US ALL.

O

WITH SAD REGRETS FOR

....the Small but growing list of so-called experts
who see chicanery in every race; jockeys pulling
horses, trainers using cocaine, monkey juice, elephant
juice and whatever. "If this is so," our people ask,
"why do WE win consistently?" To which the paranoid
fringe answers:"Because you're usually betting on the
fixed horses...."

QUOTE OF THE YEAR

"Once the starting gate opens the only brains functioning
on the track belong to the horses .."

Bonnie Ledbetter, EXPO '84.

PREFACE

Since the advent of our first Handicapping Therapy sessions in 1975 I have observed a marked dichotomy in the aspirations of "Horseplayers." They search, on the one hand, for mechanistic simplicity, satisfied with a minimal positive proficiency; or, on the other hand, pursue a highly complex methodology that will produce optimal proficiency not only in the selection of winners but of place and show horses as well. They wish to capitalize on the lucrative Exacta, Quinella and Trifecta opportunities being offered by tracks and legal off-track betting establishments. Some of our more senior clients, deferring to aging cardio-vascular systems, have eschewed the excitement and anxiety of win wagering entirely. They invest in optimal Place (even Show) opportunities with inordinate success. Their per-race profit potential, naturally, demands a lowered expectancy to match their lowered blood-pressure. Since the odds themselves usually dictate against playing TWO horses to Place, these investors require a handicapping procedure that isolates the ONE contender most likely to Place-or even Show, when the odds warrant.

To fulfill the needs of both the Exotic AND the Place/Show investor, the Institute in concert with PIRCO, now presents ULTRA-SCAN.

Unlike previous techniques developed through Institute and PIRCO research, ULTRA SCAN cannot readily be worked with a hand-held calculator but requires a computing device. While ULTRA SCAN is far more simple to apply than Phase III procedures its internal algorithms are decidedly more intricate. After all, its purpose is to isolate not only the contenders most likely to WIN, but also to Place and Show. With ULTRA SCAN you will be confronted by some read-outs that do not reflect feet-per-second velocities but, rather, percentile relationships between the pace of the key race and the pace of the horse under scrutiny. ULTRA SCAN is extremely sensitive to adjustments since a number of crucial weightings are inherent in the program itself.

The best instruction in Winning is Winning Itself. Since the formation of PIRCO in 1985 clients in rapidly increasing numbers have become consistent winners under the direct tutelage of PIRCO CHARTER MEMBERS. The PIRCO honor roll is on the back cover. These people are pledged to help our clients throughout North America at NO CHARGE to achieve a win proficiency high enough for those so desiring to make or augment their living from Parimutuel funds-The Alternate Investment program.

Why do PIRCO Charter Members perform this service with no fee? In their own words, "Because each time we help someone else our own Win Proficiency goes UP." It is similar to the claims of the followers of Transcendental Meditation who offer proof that crime and violence and psychological disturbances decrease in any given community in geometric proportion to the number of TM practitioners. It is, they say, a Cosmic Force of positive energy that influences any given environment through psychic osmosis. We would be the last to dispute their claim since we have seen it in action in our own specialized field. Persons attending our seminars conducted by PIRCO Charter Members and myself, testify almost without exception that their win percentage increases dramatically.

By witnessing Winners in Action, by seeing it actually being done by others and then having open access to those persons, more and more clients are achieving the proficiency level of their tutors and becoming PIRCO Charter Members themselves.

As an Associate Member of PIRCO you have full access to this Cosmic Group Force which is every bit as important to successful handicapping as the method itself. Any doubts you might have about this will be dispelled if you meet Michael Pizzolla, Jr. He is now a highly successful business entrepreneur and Wall Street Attorney; but once he walked barefoot the paths of India studying the teachings of the Maharishi. After working with Barry Burkan, Michael applied the principals of TM to handicapping with the Methodology. He became our FIRST consistent 80% prime-bet winner.

Asia has always held particular fascination for Italians. Marco Polo went to China and brought back spaghetti. Michael went to India and brought back an understanding of a force that helped him become a winning handicapper. He also makes excellent spaghetti.

ETIOLOGY AND DEVELOPMENT

In 1978 we organized an experimental group to investigate the profit potential of playing strictly off-track in New York, Mexico and Nevada. Only Morning Line odds would be available so tote-board action could have no bearing on the selection process. All selections were to be made long before race-time so even when second line odds were available we could not take advantage of them. This precluded Place/Show betting, per se, and left us with Exactas and Quinellas and, in New York, Trifectas. Using Phase III handicapping programs was profitable in exotic wagering but we felt our proficiency could be increased by exploring more precisely the factors that were characteristic of horses most likely to be In-The-Money without regard to exact position. The test lasted for many years. In the beginning most of the research was done by myself, Darell Martin, Sam Sedgwick, Hogie Peters and Leonard Simms. With the formation of PIRCO in 1983 came enough computer power to expand our investigation and the original SCAN program was tested.

With the aid of Barry Burkan in the East, Richard Quigley in Florida, John Nick and Jim "The Hat" Bradshaw in the Southwest, ULTRA SCAN began taking shape. But these were accomplished handicappers. We needed newcomers to the method to test the efficacy of ULTRA SCAN. We enlisted the services of Ron Bauman and Nigel Dodge in Southern California and Jean and Paul Hollander in the Mid-West. The Hollanders played cheap, less-than-one mile tracks exclusively, so their research was of particular benefit. With the added help of a SCAN sorting program provided by programmer James Bauman, ULTRA SCAN was put to the test at both major and minor tracks in the U.S and in CANADA. Using linear regression on all In-The-Money finishers we adapted and honed the original SCAN program until we were certain that we had a procedure that would work Anywhere and in all seasons. A final year-long test was completed on September 22, 1984. Contributing to that test were Glenn Smock, Tom Brohamer and Bob Purdy, Jr., along with Ivan and Sigfried Toporkoff in the San Francisco Bay area. Elton Smith and George Kaywood, two very independent thinkers, applied SCAN in handicapping AKSARBEN in Omaha.

From this group and from many others in the the PIRCO association came such universally spectacular results using ULTRA SCAN that we decided it was ready to perform for YOU. If you are not currently winning over 40% of your three-horse exacta/quinella boxes, then ULTRA SCAN is tailor - made for you. Two of our number, living in Nevada, who wish their names withheld because of the sensitivity of their position as full-time professionals, are averaging 57% wins on their three horse exacta/quinellas (minimum Nevada wager, \$6.00). Their average mutuel is \$21.80. You should expect at least three to one odds on all such wagers and our experience proves this will be the case year in, year out. Further research indicates quite conclusively that you may expect a three horse exacta/quinella box proficiency equal to 14% less than your two-horse win proficiency. So, if you're now winning 63% of your wagers using PHASE III you can expect to cash in on 49% of your three horse exacta/quinella boxes. With ULTRA SCAN you will soon find that level raised by 6 to 8%! - Or, Over one extra win per 20 races. Moreover, when your two horse win proficiency rises from 63% to 67% the gap between win proficiency and exacta/quinella proficiency narrowed from 14% to 11%. Hence, at the 67% two-horse win plateau your exacta/quinella win expectancy rises to 56%.



THOROUGHbred HANDICAPPING is a microcosm of life: AN IDEAL LIFE. One not influenced by the whims of bosses nor dependent upon corporate pecking order; neither is it warped by social or ethnic prejudices. It puts destiny in the hands of the individual alone against the obstacles. It is a one man Crusade. It is like an athletic event, yet to participate requires no physical skill; a game of wits requiring no special I.Q. because the average man can do at least as well as the professor or the doctor, lawyer or Ph D. It is a world without social order. It is YOU alone against THEM, whoever they may be. It is John Wayne riding into the wind; Gary Cooper at High Noon. It is a world in which success is measured by only ONE FACTOR.

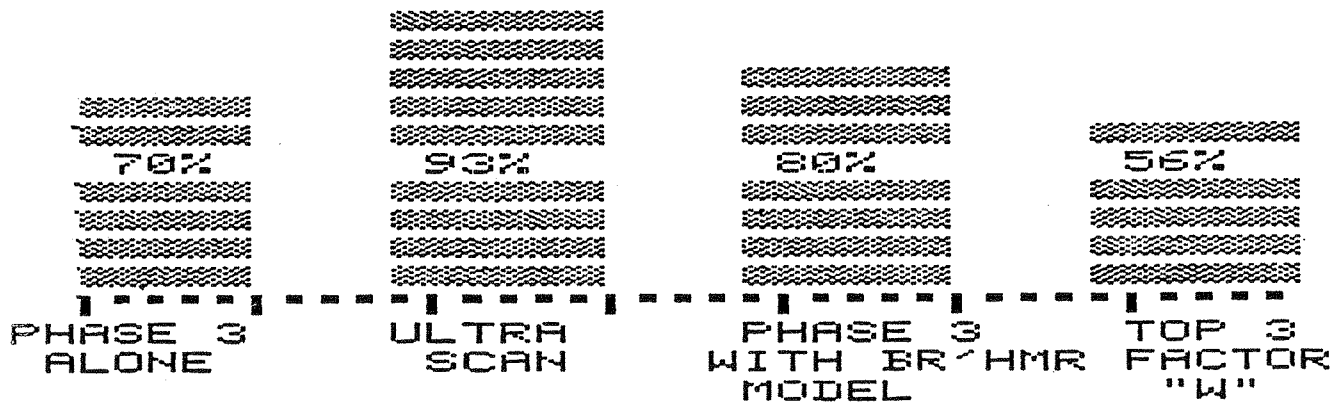
WINNING!

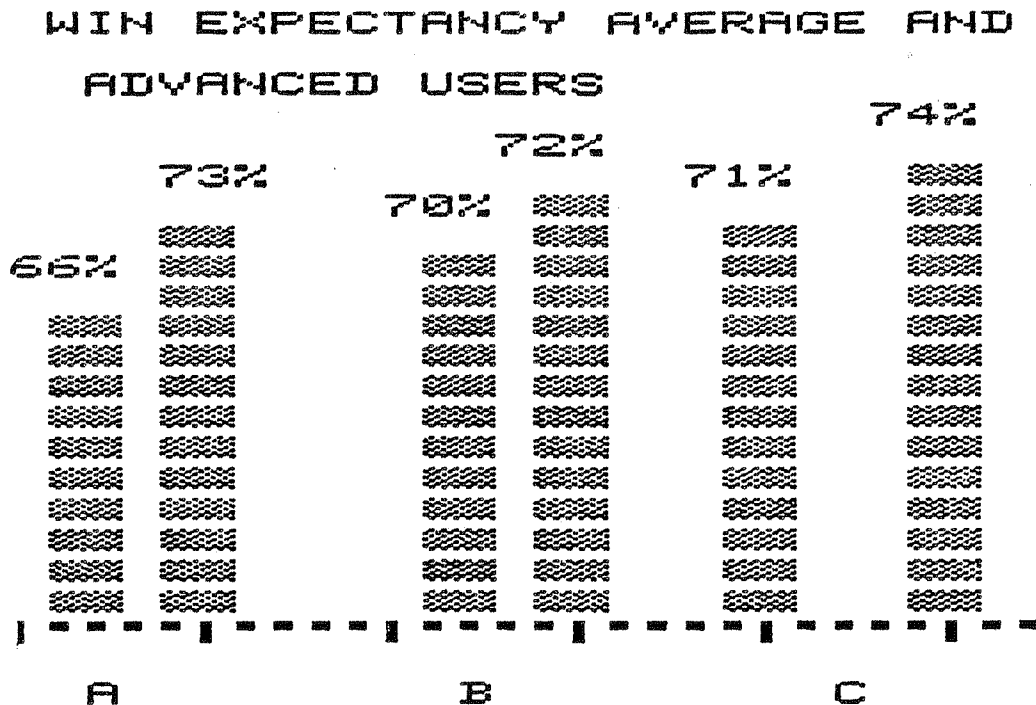
It is a shoot-out and we at the Institute and PIRCO are merely "military advisors" who supply you with the guns and ammunition. They are the tools of your trade. The track or legal betting establishment is the arena where you face the adversary. Your gun is loaded but before the big showdown on Main Street practice your quick draw and your aim. Keep your weapon clean, your mind clear and, above all, your discipline strictly controlled. ULTRA SCAN is the latest weapon in our arsenal. It fires faster and often more effectively than its predecessor but it also handles differently. It is lighter and more hair-triggered. Practice with it; learn its idiosyncrasies; Read The Manual of Instruction. Then fire when you see the whites of their eyes.

While there can be no question that Phase III techniques are more than adequate to assure us of a profitable career in parimutuel fund investing, we still seek optimal returns from every wagering opportunity: Win, place, show, Daily Doubles, Exacta, Quinellas and Trifectas. We realize also that to expand our expectations we require a tool that will help us eliminate more out-of-the-money contenders and increase the efficiency of pace-race selection. Because it examines so many factors, ULTRA SCAN produces positive figures that are less subject to daily and track to track variants and class adjustments. Since ULTRA SCAN produces ratings so quickly, several lines on a given horse can be entered in the time it took for ONE in Phase III. Thus the most predictive pace line will be easier to determine. Forgetting win proficiency itself for a moment, let's examine ULTRA SCAN'S added profit potential per 20 race cycle investing ten percent of bankroll.

PER 20 RACE CYCLE-1984

RETURN ON INVESTMENT





CODE :

A=ULTRA SCAN ONLY

B=ULTRA SCAN WITH BROHAMER MODEL

**C=ULTRA SCAN WITH BROHAMER MODEL
PLUS WIN ENERGY**

The most interesting aspect of this graphic is that the greatest margin of difference (7%) between the average user and advanced user comes when using ULTRA SCAN alone. When the Brohamer Model, or the Model plus Win Energy, is applied the margin of difference dips to 3%. This should stress the advantage of utilizing the Brohamer Model and Win Energy to elevate your proficiency..

Why does ULTRA SCAN produce superior results to PHASE III? The answer on one hand is, that it doesn't. Tom Brohamer proved conclusively that HE could get at LEAST as much profit using only the BASIC Phase III program. But Tom is an intuitive and, as proved by his results, brilliant analyst of Phase III read-outs. He perceived in the Basic read-outs what few can unearth: relationships, match-ups, contention and a myriad of other factors that ULTRA SCAN reveals with minimal analysis. ULTRA SCAN'S internal algorithms are designed to computerize for every client's benefit the rare skills of a Brohamer, Purdy, Bradshaw, Burkan or Pizzolla. ULTRA SCAN gives AUTOMATIC weightings, credits and penalties to a variety of factors that previously required subjective evaluations. At least as important is the SPEED of ULTRA SCAN. We realize that everyone must work at their own pace but, nonetheless, ULTRA SCAN will take you a documented ONE-FOURTH of the time to handicap a race as Phase III. Here are the

TOTAL inputs:

TOTAL INPUTS PHASE IV
ULTRA SCAN

```

INPUT: HORSE # NAME:
      "  DISTANCE OF RACE:
      "  2nd CALL TIME:
      "  FINAL TIME:
      "  2nd Call BEATEN LENGTHS:
      "  FINAL BEATEN LENGTHS:
      "  OPEN ADJUSTMENT:
      "  3rd FRACTION ADJUSTMENT:
      "  TODAY'S PURSE:
      "  EARNINGS:
      "  WINS:
      "  PLACES:
      "  SHOWS:

```

Count them; you'll find a total of just 13 inputs.

The read-outs, on the other hand, contain highly complex internal algorithms that can reflect automatic adjustments for DISTANCES CHANGES, TRACK TO TRACK AND DAILY VARIANT. Or, as required by the energy pattern of certain tracks, the adjustment figures that you enter as figured RIGHT ON THE PROGRAM ITSELF. Here are two examples:

HORSE NO: 1
VARIANT RATING: -.32
3RD FRAC. RATING: -.02
CLASS ADJUSTMENT 0

YOUR HORSE

~~PAGE VARIANT .17~~
~~3RD FRAC. VARIANT .17~~
TOTAL ENERGY-RACE 55.83
TOTAL ENERGY-HORSE 55.82

COMPOSITE RATING 81.359
TRUE SPEED 56.25
EARLY PACE RATING 78.842
SUSTAINED PACE RATING 76.55
FACTOR 'W' RATING 70.55

PACE SCAN - EARLY 73.28

PACE SCAN-SUSTAINED 72.95

U L T R A SCAN 85.46

ULTRASCAN & VARIANT 85.72

YOUR HORSE I I

PACE VARIANT -.15
3RD FRAC. VARIANT 0
TOTAL ENERGY-RACE 56.15
TOTAL ENERGY-HORSE 56.12

COMPOSITE RATING 81.859
TRUE SPEED 56.54
EARLY PACE RATING 79.003
SUSTAINED PACE RATING 76.639
FACTOR 'W' RATING 70.73

PACE SCAN - EARLY 73.5

PACE SCAN-SUSTAINED 73.163

U L T R A SCAN 85.81

ULTRASCAN & VARIANT 85.66


The reading on the left represent ratings adjusted by YOUR TRACK when it is diverse from normal. Two simple entries give you the adjustment. The read-out on the right is with the automatic adjustments which are applicable to 60% of the tracks in North America. We will discuss interpretation of these read-outs later in the text. ULTRASCAN & VARIANT are the bottom line read outs, with Scan-Early and Scan-Late being important when ULTRASCAN is used in conjunction with the Brohamer Model.

See: Instructions for use and interpretation, page(67)

Now let's examine the profit picture painted by the three horse exacta/quinella box. The two PIRCO pros in Nevada are enjoying an average profit per one dollar invested of **\$2.63**. The Kelly Criterion formula to determine this is: per \$6.00 invested, \$21.80 returned. That's a profit of \$15.80 per \$6. wagered. $\$15.80 \div 6 = \2.63 per One Dollar invested. This represents an ADVANTAGE over the game of a whopping 40%! Following the Kelly Criterion you could safely bet 40% of bankroll. This would soon prove impractical, however, so we recommend ten percent of a \$300 bet at the track and 12% of a \$100 bank in Nevada. If you start higher at the Nevada books you'll have trouble getting an investment down within the first week. But supposing at the outset you only win at 50% with a mere \$20 average payoff. That's still \$2.33 profit per dollar with a Kelly Advantage of: 28.54%! At most tracks a three horse exacta box is \$30.00. If this is more than you want to invest, initially, examine the potential of wheeling the horse deemed by ULTRA SCAN as the most likely to PLACE, with the other two selections. A thirty-six month study by the tester's of ULTRA SCAN predicts that you will have 40% wins. However, since your investment is only \$20.00 your per one dollar profit is \$3.50, so your Kelly Advantage becomes 22.86%. The question is: can you psychologically face the potential of about eight straight losses inherent in the \$20 wheel as opposed to the 3.5 losses in a row potential posed by the THREE horse box.

POTENTIAL LOSSES IN ROW BY WIN %

3 HORSE EXACTAS



3 HORSE EXACTA POTENTIAL

100 RACE CYCLE AVE. PAYOFF \$118²

A	3 HORSE \$20 WHEEL	40%
B	3 HORSE \$30 BOX	53%
C	QUINELLA 3 HORSE \$30 BOX	57%

RETURN ON INVESTMENT

A=60%

B=65%

C=71%

ULTRASCAN & THE BIG SCORE

IF MICHAEL PIZZOLA, Jr. and Barry Burkan are PIRCO'S best handicappers east of the Mississippi then Tom Brohamer and Bob Purdy, Jr. must share that honor on the Western slope. Purdy's credentials, especially in the areas of pick-six and exacta wagering, were unchallenged until Friday, September 14 when, with a \$12 dollar ticket, Brohammer, and his partner, Bud Reasner, hit the \$65,614 Pick-Six. Theirs was the ONLY winning ticket, mainly because two of the mutuels were \$75 and \$19. The accomplishment was even more noteworthy in that it happened at the Pomona Fair, a hand-timed track, on the second day of the meet. Here are the results charts together with a copy of Tom's half of the net check after withholding taxes:

HORSE RACING

LOS ANGELES COUNTY FAIR RESULTS

FIFTH RACE. 6 furlongs. 4 year olds & up. Claiming. Purse \$5,000.

Shellys Career ..	6.00	4.40	3.40
Manastray	18.60	7.40	
Garfield		4.00	

Time—1:12 2/5. Also raced—Truco, Moslem Spy, Hide N Seeker, Sinister Smile, Viking Windy.

Drivers—(1) Arias. (2) Dominguez. (3) Noda.

Daily Double (5-2) PAID \$42.20.

SIXTH RACE. 1-1/16 miles. 3 year olds. Fillies. Claiming. Purse \$9,000.

X Bingo Bets	75.00	24.20	6.80
Intriguing Bold		6.60	3.80
Queen Of Darkness			2.80

Time—1:48 4/5. Also raced—Whirlwind Romance, Lora Vee, Second Best, English Royalty, Brickie Rose Baby.

Drivers—(1) Burns. (2) Black. (3) Pedroza.

\$5 Exacta (8-6) paid \$1,909.00

SEVENTH RACE. 6 furlongs. 2 year olds. Maidens. Colts & geldings. Purse \$12,000.

Free World	2.80	2.60	2.10
For Jaybird		3.80	2.80
Lucky Room			3.00

Time—1:12 3/5. Also raced—Andy's Copy, Adjust The Flame, Dublin Lace, Sharp Control, Marks Emperor.

Drivers—(1) Pedroza. (2) Delgadillo. (3) Lamance.

EIGHTH RACE. 6 furlongs. 3 year olds & up. Claiming. Purse \$12,000.

Jonny Jump Up ..	5.60	3.20	2.40
Shirley's Steve R.		3.20	2.60
Leader's Blade			2.80

Time—1:11 2/5. Also raced—Asian Flight, Honor Her Offer, Smuggler's Gold, Morgan D, Winners Town.

Drivers—(1) Black. (2) Murphy. (3) Olivares.

\$5 Exacta (4-8) paid \$36.50

NINTH RACE. 6 furlongs. 2 year olds. Maidens. Colts & geldings. Purse \$12,000.

Mystical Irish ...	7.40	4.00	3.20
Huon Kid		3.80	2.80
Walker's Red			3.20

Time—1:13. Also raced—Fleet Reflection, Mr. Boldrulling, Buck Benny, Select Vintage, Knight Trade.

Drivers—(1) Mena. (2) Pedroza. (3) Olivares.

TENTH RACE. 6 furlongs. 3 year olds & up. Claiming. Purse \$12,000.

New Strategy ..	19.00	8.20	5.20
Pre Book		9.00	4.40
Papa Too			3.20

Time—1:10 1/5. Also raced—Lucky Buddy, Gabby Chief, Depot Bay, Daddy Longlegs, Flint Image.

Drivers—(1) Cruz. (2) Ortega. (3) Delgadillo.

\$5 Exacta (6-7) paid \$397.50

Pick Six results (2-8-5-4-7-6). 1 ticket with six winners paid \$65,614.00. 45 tickets with five winners paid \$815.00. Pool—\$93,056. Net carryover pool—\$28,898.82.



P.O. BOX 2250
POMONA, CALIFORNIA 91769

VENDOR NO.

DATE

CHECK NO.

9-14-84

15926

INVOICE NO.	INVOICE DATE	DESCRIPTION	GROSS AMOUNT	DISCOUNTS/ADJUSTMENTS	PAYMENT AMOUNT
		PIC-SIX WINNINGS 9-14-84			
					**26,246.00



P.O. BOX 2250
POMONA, CALIFORNIA 91769

FIRST INTERSTATE BANK OF CALIFORNIA
POMONA MAIN OFFICE
301 POMONA WALL WEST
POMONA, CALIFORNIA 91768

1621/167
1220

15926

DATE
9-14-84

AMOUNT

\$**26,246.00

PAY TWENTY SIX THOUSAND TWO HUNDRED FORTY SIX DOLLARS AND NO/100

TO THE
ORDER
OF

THOMAS A. BROHAMER
3330 KAREN
LONG BEACH, CA. 90808

Thomas A. Brohamer

⑈015926⑈ ⑆122000218⑆157300036⑈ 11

As is so often the case in the Pick Six, winning boils down to just a few races. In this case favorites won all the races except two. That is a 'Big' except, since the mutuels were \$75 and \$19 in the sixth and tenth races respectively.

THE 6th RACE

The first thing Tom Brohamer noticed about this matchup was that all the true Southern California Circuit horses had terrible Past Performances while the good pace lines belong to the cheap invaders from Caliente along with a Fair Circuit horse from Sacramento, Solano and Ferndale. Southern California fans are reluctant to invest much in Caliente or Northern California Fair horses so, despite its lacklustre performance lines, Queen of Darkness was made the favorite. Tom knew that this was the kind of race that was often won by an invading longshot, so he looked for an outside horse to team up in the betting with Queen of Darkness. She was a bet because of her class: \$3,00 ABOVE today's purse level. Budgeting for only two horses in this race, which of the outsiders had an upset chance at a mile and one-sixteenth today? Lora Vee and Brickie Rose Baby had both done well at their own cheap level. Bingo Bets had not done well in the Camellia Stakes at Sacramento but had won the Mdmslle, a Stakes Race at Ferndale (their big event of the two week meet) The horse had also come in second at today's claiming level. The contenders were: Lora Vee, Brickie Rose Baby, Queen of Darkness and Bingo Bets. No amount of adjusting could make English Royalty or Intriguing Bold look good enough to bet; so out they went.

Pace line selections was pretty obvious. Today's distance is a route so Lora Vee's last, a win at a mile, is underlined. Brickie Rose Baby shows only ONE route, a good mile effort. Taking her line from a sprint would not be in order in view of her record.

Queen of Darkness: Her last 'no trouble' route. She did better here than in her only win showing, so that's the line. Tom looked first at Bingo Bets' $5\frac{1}{2}$ furlong race where it closed five and one-quarter lengths to come in $3\frac{1}{4}$ back of the winner. That effort was the harbinger of Bingo's August 11 Route WIN. With the pace lines all selected it was now computer time. When Tom was asked: "Determine Adjustments Now?" he answered Y (yes) the contenders were coming from different tracks and a variety of distances. The adjustments are made from THE PACE LINE OF THE RACE without regard to beaten lengths.

Here is the result - each horse adjusted by its own Pace line. Two separate distances are involved so BOTH the Pace Variant and the 3rd Fraction Variant are applied.

SORTED ULTRA SCAN

86.1875	BINGO BETS
85.9727	LORA VEE
85.7396	BRICKIE ROSE BABY
85.2235	QUEEN OF DARKNESS

SORTED ULTRA SCAN WITH VARIANT

86.5969	BINGO BETS
86.1998	LORA VEE
86.0659	BRICKIE ROSE BABY
85.4822	QUEEN OF DARKNESS

Bingo Bets, the \$75 winner is atop both the ULTRASCAN and the ULTRASCAN & VARIANT rankings. Always remember: when you enter user defined adjustments they APPLY onto the Raw Ultrascan ratings; Not just to Ultrascan & Variant. This is IMPORTANT.

Sustained Pace was winning on the Brohamer model throughout the 1984 meet. Queen of Darkness, the Show horse, made her appearance here:

SORTED SUSTAINED PACE RATING

78.2670	BINGO BETS
77.6958	QUEEN OF DARKNESS
77.1814	LORA VEE
76.5000	BRICKIE ROSE BABY

The 6th race was a good example of employing the User Option Adjustment technique where Par Energy figures are not known. This was NOT a problem in the TENTH RACE. All the contenders were coming off of DEL MAR Sprints

SORTED ULTRA SCAN

84.5901	PAPA TOO
✓ 84.4704	NEW STRATEGY W
83.9482	FLINT IMAGE
83.9266	PRE BOOK
83.8817	LUCKY BUDDY

SORTED ULTRA SCAN WITH VARIANT

86.1191	LUCKY BUDDY
✓ 85.5144	NEW STRATEGY W
85.5052	PAPA TOO
84.8491	FLINT IMAGE
84.4034	PRE BOOK

It is interesting to see that while the Two ULTRASCAN ratings had different horses ranked FIRST, they BOTH had the winner, NEW STRATEGY, second. This time no exacta, but the winner paid \$19, and the Pick Six \$65,614. As always, Tom looked to see if the choices fit the win model, which was Sustained:

SORTED PACE SCAN SUSTAINED

72.4815	PAPA TOO
✓ 72.1527	NEW STRATEGY
72.0708	FLINT IMAGE
71.8496	PRE BOOK
71.6862	LUCKY BUDDY

We ran the class through on these contenders. Only two, including Pre Book, the place horse, were close to today's purse level.

SORTED PURSE ADJUSTMENT

.9	PRE BOOK
.9	LUCKY BUDDY
.88	PAPA TOO
.57	NEW STRATEGY
.33	FLINT IMAGE

The pace lines used to make these selections were, quite simply, the LAST RACE run by each contender. There was no reason to go back any farther. If you're wondering why Tom did not go back TWO races for FLINT IMAGE, remember his injunctions on the Factor Analysis Pace Line Audio tapes: Avoid using an uncontested wire to wire win. When it is the Horse's LAST race, you almost have to use it; but with some skepticism. Going out of your way to use such a line is borrowing trouble needlessly.

Reviewing Tom and Bud's BIG DAY one has to wonder why the crowd let Bingo Bets and New Strategy go off at such odds. But then, Tom isn't complaining.

0

WHY ULTRA SCAN WORKS

Most handicappers, especially speed handicappers, cannot comprehend why contenders showing the fastest final times in their Past Performance repeatedly succumb to horses with slower final times. Many conclude that such occurrences are by-products of the daily variant and an accurate variant will overcome the problem. Others say that the CLASS FACTOR weights the outcome. We subscribe only partially to the validity of both of these ingredients with the reservation that each is difficult to measure precisely.

Where once we improved a contender's pace ratings with a Class Adjustment, we now prefer to look at the raw numbers and ELIMINATE lower class animals on the basis of their established competition level as manifest by purse and pace times. Pace times being the over-riding factor, we will give a lower class horse the benefit of every doubt. Attempting to keep an accurate daily variant for even one track, much less several, has caused more consternation among our clients than any other single factor; in fact,

more than any other COMBINATION of factors. We once fared quite well by ignoring daily variant. But once we came to grips with it there was no turning back. To escape the dilemma we researched more deeply into the whole concept of daily variant and learned, to our surprise, that even when kept by the accuracy standard imposed by the most celebrated of speed handicappers, it was not the true answer to the question of why apparently slower horses so often won over the speedsters.

While I cannot lay claim to CURING the PROBLEM, I will definately claim to have found the SOLUTION. Bear in mind the whole purpose of our work is to provide answers. We are interested only in curing the symptoms, not the disease. WINNING consistently cures the symptom so we look no further.

Our medication, as dispensed in ULTRASCAN, is:

THE MERIDIAN VARIANT

The Meridian Variant consists of a pair of Energy Constants by which every contender is guaged. Like blind justice it favors neither the fastest nor the slowest but makes its decision on the basis of BEST. One skeptic said to me that if it were any good someone would have thought of it long ago. I recall saying those very words to Orville and Wilbur. I suppose the reason nobody presented it before is that it really should not work. Par times, Superhorse standard times and similar concepts have been popular for awhile and have great value. But two arbitrary energy figures? Your friends will tell you that the concept is a fallacy. If so, 'tis a grievous error that WORKS!

And has been working consistently for several years. Let's travel to the San Francisco Bay area for a case in point:

Furrier

INT & FACS

Tr. — Minneth Minneth Minneth

114

B. g. 4, by Rajn Bahr—Takebackyourmint, by Raise a Native

Br.—James Jr & Allen (Ky)

Tr.—Fiorce Fordell

\$12,500

1984 6 8 8 8

\$2,970

1983 9 1 2 3

\$16,545

Lifetime

15

1

2

3

\$19,515

90Oct4-108M 1:452 1:104 1:43 ft 27 114 12 1st 413 743
 95Oct4-78M 6f:223 454 1:182ft 28 114 21 2d 423 443
 8Aug4-115Sac 5f:213 441 1:824ft 76 1095 213 23 47 473
 7Jly84-10PIn 6f:222 444 1:093ft 25 115 213 21 53 783
 3Aug4-6GG 6f:221 452 1:102ft 12 113 433 423 633 633
 5Apr4-6GG 6f:224 461 1:112ft 23 113 43 44 343 44

Lifetime

15

1

2

3

\$19,515

12500 71-17 RoomTrrag,ChfChrtan,ArroyoScs 11
 16000 83-15 RoomEnough,BasicIndeed,AceKing 7
 Aw7000 86-18 ProudRobert,Touch N'Fly,DanceSlr 8
 16000 89-05 Rolling Hills,LuckyZolt,RahRahRah 8
 Aw17000 78-15 ClscScrtty,ShrSpindd,RshToPowr 8
 Aw16000 78-21 SpecilBreed,RushToPower,Megfog 7

Tr. — Lacked room 5/16

90Oct4-68M 6f:221 45 1:10 ft 19 1095 543 533 42 34

95Oct4-68M 6f:23 463 1:133ft 62 1115 610 613 513 513

95Oct4-68M 6f:224 46 1:103ft 33 1135 43 1st 113 12

95Oct4-68M 6f:224 454 1:103ft 23 1135 13 1st 1st 343

Oct 24 B M 3f:35 h Oct 17 B M 3f:35 h Oct 8 B M 4f:48 h Sep 23 B M 4f:48 h

Lifetime

15

1

2

3

\$19,515

Warren R.J.J. Aw12000 86-14 C. W. Moss, Basic Indeed, Furrier 7
 Warren R.J.J. Aw13000 83-37 Syndrone, Pasha Moy, Reid's Rascal 6
 Warren R.J.J. Mdn 87-12 Furrier, Regal Raki, Clovis Gambler 10
 Warren R.J.J. Mdn 83-12 Great Baffi, Everescence, Furrier 7

Walk Past *

Tr. — H & N Stable

114

Ch. g. 5, by Walker's—Bazz, by Carragh King

Br.—Goemanns Pooey (Cal)

Tr.—Arthurs Lennie

\$12,500

1984 11 5 2 0

\$22,635

1983 12 1 2 2

\$11,865

Lifetime

35

8

5

2

\$51,830

95Oct4-98M 6f:221 451 1:102ft 3 117 65 87 773 643
 95Oct4-48M 6f:223 453 1:102ft 3 115 1st 2nd 11 12
 30Oct4-9GG 6f:221 444 1:094ft 23 116 2nd 1st 13 1st
 1Jan4-9GG 6f:22 444 1:10 ft 43 114 23 2nd 1st 23
 2Apr4-9GG 6f:221 451 1:093ft 73 114 21 213 35 53
 7Apr4-9GG 6f:22 451 1:102ft 33 114 543 34 35 53
 7Mar4-9GG 6f:222 453 1:103ft 6 114 1st 1st 11 1st
 7Feb4-1GG 6f:224 46 1:111ft 3 115 2nd 1st 113 130
 7Feb4-9GG 6f:223 46 1:111ft 3 115 1st 1st 11 113
 1Jan4-98M 6f:222 453 1:111ft 43 115 23 2nd 12 2nd

Lifetime

35

8

5

2

\$51,830

Baze R A 7 c12500 89-18 LsuryShm,LckyZolt,AvoomerWnd 8
 12500 (17-17) WalkPast,W.R.'sDndy,TimeToBrgin 7
 16000 96-11 Walk Past, Rowdy Rusty, Cuby 8
 16000 98-15 HustlersApex,WalkPst,GoodSports 6
 16000 83-15 Marturi,GeneriCuster,HustlersApex 8
 12500 81-15 Re Peter,Lark'sMusic,RapidRogue 12
 16000 86-24 WlkPst,SoadThndrhwk,Dstly'sDpr 11
 6300 83-16 WalkPast,TacomeCoony,Jakbarr 11
 5000 83-22 Walk Past,Jakbarr,Carimetovegas 10
 5000 84-19 Kubitz Son, Walk Past, Mr. Mud 12

John James

Tr. — Schaps H T

114

Dk. h. or br. g. 4, by The Irish Lord—Forestview, by HH Rise

Br.—Schaps H T (Cal)

Tr.—Foster Charles C

\$12,500

1984 6 8 8 8

\$1,880

1983 7 1 2 0

\$2,575

Lifetime

20

2

3

1

\$11,815

1Apr4-9GG 1:461 1:104 1:364ft 16 114 423 45 473 473
 3Mar4-7GG 1:463 1:111 1:44 ft 80 114 783 643 583 443
 3Mar4-10GG 1:47 1:111 1:433ft 26 114 911 973 973 973
 3Mar4-7GG 1:47 1:12 1:46 m 53 116 11221115 914 743
 1Mar4—Broke in a Langle
 9Feb4-78M 1:464 1:112 1:442ft 16 114 613 993 1015 9113
 1Jan4-78M 6f:224 453 1:114ft 37 114 9111011 883 84
 9Oct4-78M 6f:23 462 1:13 3y 37 114 10121016 711 59
 1Jly83-108oi 1:47 1:114 1:383ft 43 120 1083 88 473 453
 1Jly83-48oi 1:47 1:121 1:393ft 43 120 583 423 32 2nd
 1Jly83-98oi 7f:23 473 1:253ft 2 120 64 633 55 553

Lifetime

20

2

3

1

\$11,815

Winick D4 12500 77-20 Cinnpo, Primary Day, Ruffaway 8
 Winick D12 16000 78-15 Garage, Top Dragon, Le Notre 12
 Mena F10 12500 78-14 Pizano, O Andrew, Lord Norman 12
 Aragon J6 12500 83-27 Top Dragon, Hasty Work, Pizano 12
 Wilburn J8 16000 85-22 ThriftyDon,HoooredOn,MostNturi 10
 Wilburn J4 20000 77-26 EltedOak,L'Mreus,MooresMoosum 11
 Wilburn J3 25000 86-36 JojoNick,NoodiRon,LuckyOlymps 10
 Le Bai Dby 87-15 SugarL'Grey,Kingo,ForgottenAlibi 10
 Moore D2 87-12 Forgotten Alibi, John James,Kingo 8
 Moore D1 Aw1308 77-18 PuitCountry,HppyHo,NorthrnWizrd 7

Tudor Rammer

Tr. — K & L Stables

114

Dk. h. or br. g. 4, by Tudor Gleeman—Janie Petrie, by Ramblin' Clon

Br.—Perkins J & S (Ky)

Tr.—Roberts Craig

\$12,500

1984 9 8 3 1

\$6,780

1983 8 2 3 0

\$16,235

Lifetime

21

3

8

1

\$31,316

9Oct4-78M 6f:222 45 1:084ft 6 114 733 733 89 783
 9Oct4-78M 6f:23 454 1:092ft 8 114 413 32 323 23
 7Oct4—Bumped break
 9Sep4-7Lga 6f:214 434 1:15 ft 23 113 34 23 23 24
 9Sep4-8Lga 6f:214 444 1:093ft 43 113 55 533 543 533
 9Sep4-9Lga 6f:214 443 1:152ft 62 114 643 633 23 21
 11Jly84-8Lga 6f:221 444 1:161ft 43 117 413 32 22 32
 11Jly84-8Lga 6f:213 443 1:092ft 73 120 883 783 711 643
 1Jan4-7Lga 6f:214 443 1:162ft 16 116 1st 1st 81811133
 1Apr4-8Lga 6f:22 444 1:092ft 61 116 33 343 714 7163
 9Oct3-98M 6f:222 444 1:091ft 23 114 32 313 22 21

Lifetime

21

3

8

1

\$31,316

Judice J C9 25000 86-16 DomantRon,SprnSita,NghtCmmd 9
 Winland W M3 20000 83-15 DomantRon,TdoorRmmr,SprnSita 10
 20000 90-17 EbonyWnds,TdoorRmmr,Goran'sPrd 8
 32000 83-19 Brnda'sBrndy,SpindorBoy,JltStLjo 7
 20000 91-16 RceyChma,TudorRmmr,NotOfHop 9
 20000 86-19 Nuncio,RoomEnough,TudorRmmr 7
 25000 88-19 Brnda'sBrndy,CoponTycn,CppDr 9
 40000 74-16 BnnersPic,DrssyNtlv,K.D.'sKnight 11
 60000 72-19 CountryBorn,NoTheologin,Brzenzin 7
 40000 93-06 SrlngSilv,TudorRmmr,JocumMorg 7

DAILY RACING FORM, SUNDAY, NOVEMBER 4, 1984

27

Fort McCloud

Own.—Langdon J

114

Dr. h. or br. g. 8, by Apachee—Good and Fleet, by Fleet Maszulah

Br.—Broadbent R (Ky)

\$12,500

1983 5 0 1 8 \$4,308

1982 9 2 0 1 \$17,828

Lifetime 18 2 3 1

\$28,788

Turf 1 0 0 0

9Nov83-15A 6f :214 :451 1:103ft 3 116 443 533 58 643 Steiner J J1 12500 78-18 Aurroling, New Strategy, FlippiaBill 8
 19Oct83-25A 6f :222 :451 1:172ft 5 116 643 643 773 643 Steiner J J7 48000 74-21 Goodbye J. Y. Insearhof, Sandesky 7
 19Oct83-15A 6f :22 :444 1:093ft 35 112 333 44 583 793 Steiner J J3 45000 80-17 Umbkneist M, N.H. Lds Brd, Flying Chick 8
 16Jan83-25A 6f :213 :442 1:15 ft 21 1135 1163 843 853 64 Steiner J J7 58000 87-08 Son of a Dodo, Stand Pat, Right Thrill 12

16Jan83—Broke slowly

6Jan83-15A 6f :214 :442 1:153ft 27 1135 43 36 343 21 Steiner J J1 40900 91-12 Colman, Fort McCloud, Senior Senator 9
 9Nov82-58M 1 :461 1:113 1:37 sy 34 120 42 42 613 628 Hal D C6 Am 15800 58-23 Josher, Head Hawk, Tiki the Balance 6
 Oct 30 BM 6f R 1:17 h Oct 24 BM 6f R 1:14 h Oct 18 BM 5f R 1:41 h Oct 13 BM 6f R 1:52 h

Raised Letters

Own.—Baze—Baze—McKeen—McKeen

114

Ch. g. 4, by Arts and Letters—With Devotion, by Flag Raiser

Br.—Loaded Stream Farm (Ky)

\$12,500

1984 14 2 1 2 \$13,458

1983 16 1 2 3 \$2,945

Lifetime 34 3 5 5

\$22,235

21Oct84-78M 6f :223 :454 1:103ft 21 117 1215 1071 78 78 Stephens T E12 10000 80-17 Lord Norma, Nvoned Boy, Lsry Sam 12
 7Oct84-38M 6f :222 :453 1:104ft 7 117 673 633 673 773 Baze M B7 12500 77-15 Lucky Zolt, Good Sports, Shem Fox 7
 23Jly84-5L ga 6f :22 :452 1:101ft 5 117 1111 843 543 543 Baze G7 16000 81-17 Deption Ocison, His A Jk, Show O Say 11
 11Jly84-7L ga 6f :214 :444 1:162ft 23 117 1016 811 64 43 Baze G9 15000 84-21 Delrind Fir, Nuncio, Cplia T. W. Bly 18
 27Jun84-8L ga 6f :212 :434 1:082ft 3 116 714 717 712 76 Baze G1 20000 88-16 Hot Drums, Copper Drum, Freeth Gold 7
 22Jun84-7L ga 6f :221 :453 1:162ft 23 112 915 812 423 143 Baze G3 12500 87-19 Raised Letters, Ben Hur, Neely 9
 16Jun84-7L ga 6f :214 :451 1:102ft 6 116 916 873 443 12 Baze G3 12500 84-19 Rised, Lettrs, Just For Bill, Dtrmnd Fir 9
 9Jun84-6L ga 6f :214 :451 1:10 ft 7 116 1116 1015 915 473 Baze G5 12500 79-20 Hot Drums, Der Bingo, Rip Adhem 12
 8Jun84—Steadied at 3/16
 19May84-8L ga 6f :212 :441 1:153sy 5 116 814 714 783 473 Baze G4 12500 83-19 Sea Blazer, Dino's Brat, Trondroy 10
 6May84-5L ga 6f :221 :443 1:162ft 14 116 1010 1011 893 833 Mills J W7 16000 83-16 Rip Adhem, Steel Prince, Say First 10
 Oct 27 BM 4f R :58 h Oct 3 BM 5f R 1:32 h Sep 28 BM 5f R 1:32 h Sep 19 Lga 4f R :58 h

Mala King Head *

Own.—Leonard & Placido Jr

114

B. g. 6, by Skin Head—Lucky Gal Donnell, by Mr Mustard

Br.—Yahn G & Doris (Wash)

\$12,500

1984 14 1 0 3 \$14,383

1983 12 2 2 1 \$16,345

Lifetime 61 10 7 9

\$68,516

Turf 1 0 0 0

14Oct84-18M 6f :224 :454 1:092ft 10 114 54 743 753 633 Sanchez E7 16000 86-14 Crest O Ruler, Lucky Olympid, Ack King 7
 7Oct84-78M 6f :23 :451 1:092ft 29 114 313 43 673 643 Sanchez E7 20000 85-15 Dmmt Ron, Tdork Rm, Sprms Softa 10
 12Sep84-9L ga 6f :221 :45 1:16 ft 8 122 313 523 713 743 Steiner J J4 25000 80-18 Night Commnd, Frth Gold, Copo Tyca 10
 16Aug84-9L ga 6f :221 :45 1:162ft 5 122 2nd 2nd 21 643 Schrick D E3 25000 83-19 Anchory Str, Son Of Sibirri, Dtrmnd Fr 7
 22Aug84-9L ga 6f :213 :442 1:161ft 19 113 21 21 113 13 Perrine L L3 25000 88-21 MlKngHd, Gordon's Prd, Copo Tyca 8
 21Jly84-8L ga 6f :22 :452 1:104ft 15 116 943 1093 1213 1073 James M11 28000 74-23 Determined Fire, Not Of Hop, Nuncio 12
 30Jun84-6L ga 1 1/2 :464 1:114 1:44 ft 6 115 123 2nd 543 813 Baze G7 20000 64-17 Fight Fir, Noodt Ron, Mlrd Lndng 9
 20Jun84-9L ga 6f :213 :451 1:101sy 3 117 413 793 36 35 Baze G1 20000 88-26 Hot Drums, Mlrd Lndng, MlKngHd 9
 20Jun84—Steadied sharply early
 8Jun84-8L ga 1 1/2 :47 1:112 1:43ft 4 116 13 313 543 593 Hanna M A6 25000 78-24 Splendour Boy, Clisid Don, Doc's Choic 6
 18May84-6L ga 6f :221 :452 1:102ft 7 116 31 323 34 34 Hanna M A7 25000 83-23 Dressy Ntve, Note Of Hop, MlKngHd 7
 Oct 2 BM 5f R 1:32 h

Candillo

Own.—Granja Vista Del Rio Stable

114

B. g. 4, by Lucky Mike—Once a Time, by Papa Fourway

Br.—Granja Vista Del Rio (Cal)

\$12,500

1984 11 1 3 1 \$15,587

1983 1 1 0 0

Lifetime 12 1 3 1

\$15,587

21Oct84-78M 6f :223 :454 1:103ft 8 114 23 34 45 55 Munoz E7 10000 81-17 Lord Norma, Nvoned Boy, Lsry Sam 12
 30Oct84-15A 6f :214 :443 1:101ft 9 118 933 913 114 1123 Valenzuela P A9 12500 75-18 Attack, Nevada Sage, Senior Senator 11
 30Oct84—Broke slowly, lugged in final 1/8
 15Sep84-20mr 6f :221 :444 1:10 ft 13 118 31 653 643 993 Pedroza M A9 20000 78-12 Truxton's Double, Brbica, Wickd Hittz 9
 15Sep84—Lugged in down backstretch
 22Aug84-20mr 6f :224 :462 1:101ft 4 120 13 12 123 113 Pedroza M A9 M20000 87-14 Candillo, Kejoine, Sibilate 12
 6Aug84-40mr 6f :222 :453 1:104ft 11 120 223 223 23 473 Pedroza M A9 M20000 76-17 Bhzrd Comm, Shk Th Bush, Clr Crystl 9
 23Jly84-4Hol 6f :223 :45 1:104ft 9-5 120 21 223 23 32 Pedroza M A5 M20000 81-18 Rosie's Choice, Michl Ntix, Cadillo 12
 19Jly84-3Hol 7f :22 :452 1:241ft 9-5 120 413 213 1th 443 Pedroza M A4 M20000 72-24 Troy Choic, Miss Abid, Most Dtrmnd 11
 6Jly84-2Hol 6f :221 :451 1:163ft 2 122 21 33 23 24 Pedroza M A1 M30000 80-15 Silverado Champ, Candillo, Kejoine 12
 6Jly84—Steadied at 3/2
 23Jun84-4Hol 6f :222 :451 1:111ft 6 120 23 213 22 22 Pedroza M A5 M35000 79-18 Irish Cast, Candillo, Best Leader 11
 23Jun84—Bumped start
 17Jun84-2Hol 6f :22 :451 1:104ft 3 120 53 893 917 11153 Pincay L Jr10 M35000 67-23 Don's Co'op, PhBUKop, Rmbin Sport 12
 Oct 30 BM 5f R 1:30 h Oct 15A 4f R :57 h Sep 25 SA 5f R 1:30 h Sep 17 SA 4f R :58 h

Also Eligible (Not in Post Position Order):

Bay Haven Inn

Own.—Dillard & Hedley

114

B. g. 4, by Queen's Knight—Kazetta, by Kent C

Br.—Toro Ten Tany Farm (Cal)

\$12,500

1984 19 3 5 8 \$23,748

1983 9 2 0 4 \$19,358

Lifetime 28 5 5 4

\$43,888

20Oct84-10F no 5f :22 :443 :563ft 3 116 853 633 32 213 Allardye R2 12500 92-13 Po Don't, Bay Haven Inn, Idle Holme 10
 15Sep84-58mf 6f :221 :444 1:09 ft 4 115 711 812 814 8143 Nicolao P6 16000 88-12 Dmmt Ron, Lcky Zolt, Avonard Wnd 8
 15Sep84-58mf 1 :46 1:10 1:35 ft 1 115 21 3rd 343 68 Baze R A2 16000 85-11 Mont Dvil, Nobl Trdrtion, Wst Cos Lrv 7
 27Aug84-115ac 6f :22 :442 1:084ft 1 114 623 2nd 2nd 2nd Campbell B C1 16000 98-13 Piria Spring, By Hvalin, Lt's Go Dacm 6
 28Jly84-75R 6f :22 :451 1:09 ft 9-5 115 333 313 2nd 11 Baze R A8 12500 98-05 By Hvalin, Hgh Exctar, Brstrm Shadow 6
 8Jly84-7Pin 1 1/2 :464 1:102 1:42 ft 8 113 21 23 34 21 York R A8 11000 94-08 Sm's Comet, By Hveninn, Coloner Sis 6
 30Jun84-8Pin 6f :223 :45 1:094ft 3 115 743 63 533 113 York R7 8500 95-05 Bay Haven Inn, Nvoned Boy, Respo 10
 3Jun84-5GG 1 :472 1:114 1:37 ft 5 114 2nd 13 21 223 Anderson J R5 A10000 88-15 Awson Knight, By Hvalin, Arroyo Sc 10
 27Jun84-9GG 1 1/2 :464 1:111 1:44ft 13 114 523 633 614 614 Anderson J R5 10000 66-14 Quck Tolgh, Awson Knight, Slat Fdd 8
 27Jun84—Bumped, steadied break
 13May84-18GG 1 1/2 :462 1:11 1:44ft 5 114 31 33 34 413 Anderson J R8 10000 88-15 Royl Memory, King of the Rch, Slat Fdd 9

Since all the entries in the race have been running at the same track at claiming levels between twelve and twenty thousand, and at comparable distances, handicapping this race requires NO USER OPTION ADJUSTMENTS. Furrier, please note, I rated from his internal ROUTE FRACTIONS, giving him his best time ever for six furlongs. Had I wanted to REALLY be impressive I would have used the LAST RACE to get WALK PAST'S pace line. That would have eliminated him and put the place and win horses #1 and #2. ULTRASCAN is impressive enough without any padding. Walk Past was in trouble last out, so we went to its Winning effort of Sept. 19 at Bmf.

THE COMPUTER SAYS:

SORTED ULTRA SCAN WITH VARIANT

*85.6031	{WALK PAST
P 85.5579	{BAY HAVEN INN
W 85.5074	{MR. HYDE
85.4434	BASIC INDEED
85.4049	FURRIER
84.7446	BUL LIBRA
84.5103	TUDOR RAMMER
*84.3112	WALK PAST -LAST OUT

When ULTRASCAN & VARIANT offers you a 16.20 and a 19.90 to ONE opportunity with two of its top three choices, take advantage of it. Remember our recommendation for Exacta wagering. Box the top THREE. It cost \$30. But in this instance the pay-off was: \$1,764.50. The closing odds on the top three were such that you could dutch them all to win and add place and show wagers on the two long odds horses. Hindsight proved that we SHOULD have taken Walk Past off its last race. We could have also given Bay Haven Inn a slight distance adjustment penalty for having to go longer today. That would have placed her behind Mr. Hyde. We did NOT do so because this is meant to exemplify how fast and simple ULTRASCAN can be. Fast, simple AND Effective WITHOUT looking under rocks for user option adjustments.

FIFTH RACE		6 FURLONGS. (1.07%) CLAIMING. Purse \$10,000. 3-year-olds and upward. Weights, 3-year-olds, 118 lbs.; older, 120 lbs. Non-winners of two races since September 15 allowed 3 lbs.; a race since then, 6 lbs. Claiming price \$12,500; if for \$11,000 allowed 2 lbs. (Maiden, starter and claiming races for \$10,000 or less not considered.)										
Bay Meadows												
NOVEMBER 4, 1984												
Value of race \$10,000; value to winner \$5,500; second \$1,950; third \$1,400; fourth \$900; fifth \$250. Mutuel pool \$107,568. Exacta Pool \$189,901.												
Last Raced	Horse	Eql	A.Wt	PP	St	1/4	1/2	Str	Fin	Jockey	Cl'g Pr	Odds \$1
13Oct84 7BM2	Mr. Hyde		4 115	3	6	7nd	62	42	12	Burkes T	11000	16.20
20Oct84 10Fno2	Bay Haven Inn	b	4 114	11	5	5nd	2nd	2nd	2nd	Campbell B C	12500	19.30
4Oct84 1BM4	Bul Libra	b	5 114	2	3	2 1/2	33	1nd	3 1/2	Archuleta S	12500	1.70
6Oct84 7Lga1	Royal Idea		6 117	12	1	11	11	3 1/2	41	Delgadillo C	12500	7.30
23Sep84 9BM6	Walk Past		5 114	5	12	112	111	71	5nk	Baze R A	12500	3.30
9Nov83 1SA6	Fort McCloud		6 114	8	11	104	72	61	6nk	Diaz A L	12500	72.10
22Oct84 7BM7	Tudor Rammer	b	4 114	7	4	6 1/2	4 1/2	54	7 1/2	Winland W M	12500	4.80
14Oct84 1BM6	Mala King Head	b	6 114	9	8	92	10 1/2	9 1/2	82	Lozeth C	12500	40.90
21Oct84 7BM5	Candillo		4 114	10	9	4 1/2	5nd	8 1/2	9nk	Munoz E	12500	56.20
12Oct84 6BM6	Basic Indeed	b	5 110	1	7	83	81	102	102	Castro J M5	12500	9.90
11Apr84 9GG4	John James	b	4 114	6	10	12	12	114	115	Wilburn J	12500	88.20
8Oct84 10BM7	Furrier		4 114	4	2	3nd	92	12	12	Judice J C	12500	32.10

OFF AT 2:41. Start good for all but WALK PAST. Won driving. Time, :22 1/2, :45 1/2, :58, 1:10 1/2 Track fast.

\$2 Mutuel Prices:

3-MR. HYDE	34.40	-13.60	-7.40
11-BAY HAVEN INN	17.40	8.40	
2-BUL LIBRA		3.40	
\$5 EXACTA 3-11 PAID \$1,764.50.			

These kinds of payoffs are not rare. Be mindful of the odds. NEVER let a third choice go off at 8 to 1 or more without having at least a \$3 across the board wager on it. Never let a second choice go off at 9-2 or better without betting it to PLACE (as well as win) These injunctions are not new; I've preached this from the very beginning. I have had many a good day betting place on horses my colleagues bet to win only.

There was ONE horse in this race that we did not figure. Looking at its line - winning in 1:09 by 5 lengths, you may get the notion that I left it out because it would rank too high. Bad notion. Here it is with a Longacre track adjustment AND with ULTRASCANS automatic adjustment.

Royal Idea, Longacres		Ch. h. & by Royal George—Fresh Idea, by Solidarity		Br.—Goodwin Dr R W & Gayle (Wash)		1984 4-1-1-8		\$4,000	
Own.—James G M		Tr.—Chambers Mills		\$12,500		1983 2-1-1-8		\$5,700	
VAR.—117		Lifetimes 27 4 7 2		\$29,785					
60Oct84 7Lga	61 :22 :45 1:09 ft	51 113	11	111	13	15	Frazier B7	12500	91-16 Royal Idea, Delta Lddie, Doc's Choice 11
28Sep84 8Lga	61 :214 :444 :56 1:11	36 103	11	1nd	72 1/2	77 1/2	Kenney L D2	Hcp0	88-13 Coleman Crk, Cndy Pitch, King Alphonse 12
14Sep84 10Lga	61 :214 :443 1:15 1:21	6 113	33	21 1/2	23	24 1/2	Frazier B1	8800	88-16 Court Chief, Royal Idea, Intrepid Fire 12
7Sep84 7Lga	61 :214 :46 1:10 ft	8 113	34	3nk	44 1/2	74 1/2	Frazier B3	8800	88-21 Royal Ace, Rays Royalty, Trapper Bold 8
18Jun83 8Lga	61 :22 :452 1:10 m	8 121	56 1/2	33 1/2	21 1/2	12	Pierce L7	20000	86-25 Royal Idea, Flashway, Doc's Choice 8
27May83 8Lga	61 :22 :453 1:10 1/2	16 122	43	41 1/2	2nd	21	Pierce L3	20000	83-23 Gil Buck, Royal Idea, Doc's Choice 8
20Oct82 7Lga	61 :214 :46 1:12 1/2	9-5 113	11	11	31	34	Stevens G L8	12500	71-23 Drummer Stylz, Not Now, Royal Idea 6
20Oct82—Placed second through disqualification									
16Sep82 8Lga	61 :212 :443 1:10 ft	12 114	22	21	21	2nd	Leonard J10	12500	86-22 Zumi Lou, Royal Idea, All For Tom 12
21Aug82 7Lga	61 :214 :451 1:17 ft	21 113	34 1/2	54 1/2	71 1/2	72 1/2	Leonard J2	20000	57-23 Wild Tom, Idaho Hick, Ben I AM 8
12Aug82 9Lga	61 :214 :451 1:17 1/2	71 113	31 1/2	33 1/2	61 1/2	81 1/2	Leonard J5	12000	63 — Flashway, Mala King Head, 10
Oct 23 BM 51 R 1:05 h		Oct 23 BM 51 R 1:05 h		Oct 16 BM 51 R 1:05 1/2 h		Oct 10 Lga 41 R :50 h			

SORTED ULTRA SCAN WITH VARIANT

85.4723

ROYAL IDEA AUTO

85.1247

ROYAL IDEA Lng.

The better of these two rankings places the horse 4th.

OH...it finished fourth.

THE TRACK PROFILE

Too many 'horseplayers' think that they can become successful handicappers without first acquiring knowledge of BASICS. This is akin to a boy who likes to play doctor wanting to go to medical school before finishing grade school; or a spectator in a courtroom who takes a fancy to the law and decides to go into practice without reading Blackstone's Commentaries; like an aspiring plumber who uncouples all your pipes without shutting off the water main. Whatever YOUR profession or occupation I am certain that you had to put in some kind of apprenticeship or training period before you hoped to run the firm. With the exception of surgery and medically oriented diagnostics, Professional Handicapping requires more insightful comprehension than any other field of endeavor. A surgeon must know that all appendices are not located where Gray's Anatomy shows them to be. Hence, before he opens you up he must first be able to recognize an appendix.

In psychiatry we should be able to distinguish immediately between common Schizophrenia and the depressed stage of manic-depressive psychosis; between spastic hallucinosis and an epileptic seizure. A plumber won't get very far using two-inch pipe when three-inch is required, nor a carpenter using nails where bolts are necessary. Just as you would avoid a practitioner in ANY calling who could not function without a textbook at hand, you should avoid trusting your handicapping skill if you cannot determine the need for, and the formula for making variant adjustments when the operation calls for it. Even as you would eschew Bypass

surgery under the knife of a surgeon who couldn't find your Ventral or Dorsal Aorta without a Textbook at hand, you should decline to make a parimutuel investment until YOU can find the proper pace-line.

We have supplied you with three hours of detailed (audio) information on pace line selection. If you're still having problems then let me tell you how I learned: I kept a regression model on myself. The concept is exactly the same as the Brohamer Model. Everytime I lost a race I searched out the pace line of the winning horse *which*, -HAD I USED IT- would have given me the winner. By examining WHAT pace-lines won over a long period of time I learned to recognize the pattern in ADVANCE. When no pace line showing could have made the horse a winner I accepted the fact that such occurrences, while infrequent, were part of racing reality.

Picking pace lines is like playing the piano. You practice until you get it right. Your piano teacher can stand over you and shout "NO" when you hit the wrong keys but she can't play your recital for you. On that day it's just you and the piano. God help you if you're still trying to remember the rule for finding middle C in the middle of a Mozart prelude. Just as an M.D. can recognize carcinoma; or a narcotics officer can spot a dilated pupil, or a plumber two inch pipe, you have to recognize a proper pace line because that's generic to your field as a handicapper. If, after really applying yourself to mastering the art, you still cannot get it right, why not take up golf or ornithology? Play **the** races for fun. We must face the fact that profitable

handicapping requires skill even as professional piano playing, Surgery, law or plumbing. I know I'm a lousy plumber so, with my wife's blessing, I don't mess with the pipes.

If, on the other hand, my heart was set on being a plumber, I'd start from scratch and not expect to achieve expert status immediately. It took me and a group of dedicated researchers three years before we consistently won even 63% of the races played. I am doing everything I possibly can to condense the time required for you to achieve this level and beyond. But first and foremost YOU must recognize that if the procedure for profitable handicapping was easy, EVERYONE would be doing it.

With a reasonable ability to select a predictive pace race you can, with proper selectivity, win no less than 70% and as much as 82% of the races played at any track (two horse win strategy) IF you keep yourself armed with an accurate Track Profile!

Therefore, we will now provide you with detailed instructions in how to make and keep just such a profile - Using Results Charts from Hollywood Park and Bay Meadows for examples.

(See also, Inside back cover: 'Reading Results Charts')

32

The Results Chart for Hollywood, November 12, 1984, comes complete with my own hen-scratches made while driving to Holl as a passenger in Ron Bauman's car. I made my calculations with a hand calculator in 12 minutes at 60 miles per hour. Using the computer Par Generator Program while stationary would take no more than 4 minutes. Although I will use the maiden races just for purposes of example, YOU should not. Maiden pace times are subject to dramatic vagaries - as witness the 5th race where energy percentages are so deviant from the average.

STEP 1: Take the races in clusters by distance. The first, second, third, fourth and 5th races are all at 6 furlongs. We will do them first.

STEP 2: We will USE WIN energy times at the second call which means that you will have to adjust in your head for the WINNER'S beaten lengths at that point.

The second call pace of race #1 is 46.1 (see it at the bottom of the chart marked time.) For us, using tenths, that's 46.2. Bulig Z., the winner, is in the lead so no beaten lengths are used. There are 2640 feet in the second call distance at 6 furlongs. So $2640 \div 46.2 = 57.14$ f/p/s. Your computer does this automatically, of course, but it doesn't hurt to know.

STEP THREE: Do the same for the FINAL FRACTION where, of course, there are NO beaten lengths since we are using WINNER times. To get the final fraction subtract 2nd call time from final time, adjusting for lengths beaten at the second call. In this case there are none. Using tenths, final time is 72.2. Minus 46.2 is 26. There are 1320 feet in the final six furlong fraction. $1320 \div 26 = 50.76$

STEP 4: Add the two energy figures together. $57.14 + 50.76 = 107.9$. This is the TOTAL ENERGY EXERTED BY THE WINNER IN THIS RACE.

STEP 5: Divide 2nd call (early energy) by 107.9. $57.14 / 107.9 = 52.95\%$. Thus, Win Energy EARLY for this race is: 52.95%. Now subtract 52.95 from 100. It is 47.05. So, WIN ENERGY LATE is 47.05%. Again, the reminder that this is all done for you by the computer.

You now know five important factors in this race that the public does NOT know: Early energy. late energy, TOTAL energy, energy expended Late and Early. If you take one more step you will know six factors.

TOM BROHAMER'S WIN PROFICIENCY (12 month Ave. All Races)

64% NO PROFILE

73% WITH
TRACK PROFILE

SIX STEPS TO MAKING A TRACK PROFILE

1	2ND CALL
2	3RD FRAC.
3	TOTAL ENERGY
4	% EARLY
5	% LATE
6	T.E+TRU SPD.

↑
OPTIONAL

STEP 6: The total distance of a six furlong race is 3960 feet. To get a True Speed Energy figure, divide 3960 by the final time of the race: 72.2. The answer = 54.84. While you will get satisfactory results from combining second call energy with 3rd fraction energy, OPTIMAL results come from averaging them with TRUE SPEED ENERGY. This mediates a circumstance where an occasional winner comes from INORDINATELY far off the pace to win, giving it an inflated third fraction energy time. Including the TRUE SPEED ENERGY of this race will give us a TRUE SPEED ENERGY of: 54.84. Since it is essential to keep our total energy figure in the 100 to 112 range we apply this formula: 2nd call = 57.14. 3rd fraction = 50.76. Total: 107.9 divided by 2 = 53.95. Now add True Speed, 54.84. Your new total energy figure is: 108.79. DON'T USE THIS figure in measuring percentage Early and Late. Divide 108.79 by 2. Optimal total energy = 54.395. Since your computer does all this for you you may want to give it a periodic kiss. Now YOU do races 2 through 4 since there are no beaten lengths involved. OMIT STEP 6. It is an esoteric one that we don't want interfering with your primary, simple lesson. You can check your result against the computer. Don't let a point or two throw you. The computer uses integer.

RACE #	HOLLY 11/12			RACE 1-4		DIST. 6
	2ND	FIN	TTL	EARLY	LATE	
1-	57.14	50.77	53.96	52.95	47.05	
2-	55.93	50	52.97	52.8	47.2	
3-	57.64	52.8	55.22	52.19	47.81	
4-	57.39	51.56	54.48	52.68	47.32	
	AVG	AVG	AVG	AVG	AVG	
	57.03	51.28	54.16	52.66	47.35	
			TTL	EARLY	LATE	

If your figures agree with the computer's then you now understand the basics of making a track profile. If not, then go back to the drawing board until you come to terms with the computer's answers.

RACE #5: Time of second call: 47.2 Aces Appeal was 4th. Behind the leader by four lengths and one head. NOT two lengths, now. These are RESULTS CHARTS, NOT PAST PERFORMANCES. Any question, see inside back cover.

47.2, beaten four lengths and one head is, in tenths, .82 lengths. So I reckon the winner's second call time to be 48.02. Don't let the tenths throw you: $47.2 + .82 = 48.02$. Or, do it in fifths then double, whatever pleases you. At any rate, Ace's Appeal 2nd call entry is: 48.02. The winner's final time was 1:13, 73 seconds. Subtract 48.02 from 73 for a final fraction time of 24.98. Now converting to f/p/s: 2nd call = $2640 / 48.02 = 54.97$. Final fraction, 1320 feet divided by 24.98 = 52.84. Total Energy: $52.84 + 54.97 = 107.81$. 2nd call energy divided by total = 50.98% Early Energy. Subtracting that from 100 gives you 49.02% Late Energy. For practicality, after the computer makes this division it divides Total Energy by 2, giving us a f/p/s number.


Lo and behold, except for integer rounding, the computer agrees:

HOLL 6F		RACE #5		DIST. 6
2ND	FIN	TTL	EARLY	LATE
54.98	52.84	53.91	50.99	49.01

There are TWO races today at one mile. The last one on the turf. You do race #9. I'll do #7 as follows: 2nd call distance in a mile race is six furlongs: 3960 feet. 2nd call TIME is 71.6. The winner is in the lead. $3960 \div 71.6 = 55.30$. Final time is 97.8. Subtract 71.6 and get 26.2. There are 1320 feet in the final fraction of a mile. $1320 \div 26.2 = 50.38$. Add 50.38 & 55.30 for a total energy figure of 105.68. To get Early Energy %, divide 55.30 by 105.68. Result: 52.32% Subtract from 100. Late Energy % = 47.68%.

HOLL MILE		7TH RACE		DIST. 8
2ND	FIN	TTL	EARLY	LATE
55.31	50.38	52.85	52.33	47.67
AVG	AVG	AVG	AVG	AVG
55.31	50.38	52.85	52.33	47.67

RELATIVE WIN % WITH METHOD BY OCCUPATION



Now do race number 9. To help you determine the winner's beaten length at the second call I'll cite you the numbers since I wrote on the form. Lead horse: 1st by 1/2. Next horse, 2nd by 2. next, 3rd hd, 4th 2, 5th by 1/2, then 6th 1/2, 7th by 2. Now the winner comes out of the clouds from how many lengths behind? (your answer goes here _____) I calculated 7.5 lengths plus two heads. Did You? That makes 2nd call time **70.8** plus **7.52** lengths. (.1 per head) or, **72.30**. (**70.8 + 1.504 = 72.30**) How did I get **1.504**? **.752 X 2 = 1.504**. Or, do it in 5ths and double it. But be sure to move your decimal to the left by one or you'll get **15.04**. Now check your 9th race figures with the computer read out.

CLASS	HOLL-TURF	9TH RACE		DIST. 8	
2ND	FIN	TTL	EARLY	LATE	
54.77	55.7	55.24	49.58	50.42	
AVG	AVG	AVG	AVG	AVG	
54.77	55.7	55.24	49.58	50.42	

Since there are no beaten lengths at the second call in the 8th Race on the Turf, You do it and then we'll do a Pace Profile for the day.

Here is the computer read-out.

CLASS	HOLL-TURF	(8TH RACE)		DIST. 8.5	
2ND	FIN	TTL	EARLY	LATE	
55.62	55	55.31	50.28	49.72	
AVG	AVG	AVG	AVG	AVG	
55.62	55	55.31	50.28	49.72	

SUMMARY Six Furlong Races

HOLL 11/12/84 DIST. 6

2ND	FIN	TTL	EARLY	LATE
57.14	50.77	53.96	52.95	47.05
55.93	50	52.97	52.8	47.2
57.64	52.8	55.22	52.19	47.81
57.39	51.56	54.48	52.68	47.32
* 54.98	* 52.84	* 53.91	50.39	49.81
56.65	52.8	54.73	51.76	48.24
AVG	AVG	AVG	AVG	AVG
56.25	51.58	54.27	52.47	47.53
TIMES	46.35	25.59	71.94	EARLY? LATE?
		(1:10:47)		


* Maiden race with divergent
Energy. Throw out of averages. (%)

HOLL-TURF		MI-1/16TH		DIST.
2ND	FIN	TTL	EARLY	LATE
55.62	55	55.31	50.28	49.72
AVG	AVG	AVG	AVG	AVG
55.62	55	55.31	50.28	49.72

HOLL		MILE	DIST. 8 f.	
2ND	FIN	TTL	EARLY	LATE
55.31	50.38	52.85	52.33	47.67 - DIRT
54.77	55.70	55.24	49.58	50.42 - TURF
AVG	AVG	AVG	AVG	AVG
* 55.04 *	* 53.04 *	* 54.05 *	* 50.95 *	49.05 *

* Don't Ever Do This - Average a dirt
Race with a Turf Race. IT Defeats
The Whole Purpose!!

From this summary here is a ONE DAY profile of Hollywood Park:
 Your own summaries should be in FIVE DAY increments. Any less produces inadequate data; but any more defeats the purpose of the profile since we are looking for significant changes, particularly in % of energy, to use in conjunction with the Brohamer regression Model concept. Keep your profile on daily basis throughout the meet. If you ONLY play on weekends then keep a running weekend summary. Saturday, Sunday and Holiday Profiles are often in sharp contrast with those for weekdays.

O	INLAND EMPIRE INSTITUTE		TRACK PROFILE		
	TRACK: <u>Holl</u>				
	MONTH: <u>NOV-84</u>				
DISTANCES: <u>6-8-8T-8.5T</u>			TRACK CONDITION: <u>FAST</u>		
<u>DIRT</u>					
DISTANCE: <u>6 F</u>		TOTAL			
		High: <u>55.22</u>	Early Speed Rating: <u>1.2</u>	Percentage Early - Late	
		Low: <u>52.97</u>		<u>52.47</u>	E
		Ave: <u>54.21</u>		<u>47.53</u>	L
<u>DIRT</u>					
DISTANCE: <u>M1</u>		High: _____			
		Low: _____		<u>52.33</u>	E
		Ave: <u>52.85</u>	<u>1.2</u>	<u>47.67</u>	L
<u>TURF</u>					
DISTANCE: <u>M1</u>		High: _____			
		Low: _____	<u>1.1</u>	<u>49.58</u>	E
		Ave: <u>55.24</u>		<u>50.42</u>	L
<u>DISTANCE: M-1/2</u>					
		High: _____		<u>50.28</u>	E
		Low: _____	<u>1.1</u>	<u>42.72</u>	L
		Ave: <u>55.31</u>			

Since we learn by repetition, let me REPEAT, this is a ONE DAY example. A proper profile requires FIVE consecutive days. Hence, this is not a TRUE Example of HOLL. Don't use it as such.

Let us now assume that our Hollywood Park Profile combined enough races and days to make it representative. Here is how we will use it:

FIRST: Determining TOTAL ENERGY by class level. High represents the Total energy pars by distance for the higher class horses on the track; NW 2 or 3, Stakes, Handicap. More importantly, this tells you the HIGH TOTAL ENERGY exerted in the races that make up your profile. If there were no stakes or allowance races ENTERED than it would NOT represent stakes or allowance energy totals.

SECOND: Low represents the lowest TOTAL energy at the distance from the races entered.

THIRD: Average, the most important of the read-outs, gives you the average for the period profiled. Many clients will argue that ALL of our energy figures should be kept by class and sex delineation as well. Naturally we tested this seemingly more logical approach and found it NOT TO BE OPTIMAL. Bob Purdy, our datastician, put in many hundreds of computer-time hours only to discover-to his amazement-that the technique now being applied was best for predicting winners. WINNING - not the pursuit of logic - being our goal, we abandoned the age, class, sex catagorization which saves us ALL many laborious hours of record-keeping.

FOURTH: Percentage of Energy EARLY and LATE. You will notice that, according to instruction, we threw out the deviant race to get a six furlong average of 52.47% Early and 47.53% Late.

These are KEY AVERAGES and represent the main reason why we should keep a DAILY PROFILE and why we must confine our periodic averages to no more than five consecutive days. We look for the EARLY-LATE percentages to change. We WANT them to change because, when they do, WE will know it and the mob will NOT. This gives us a decided edge.

IF you note a change, GO WITH THE FLOW. Invest in what is WINNING NOW. Not last week. Not last month. Not last year; NOW.

FIVE: Under the heading "Early Speed Rating" we inserted: 1.2. Referring to page 27, FACTOR ANALYSIS MANUAL, note that Early Energy percentages between 52.6 and 51.80, constitute a 1.2 Early Speed Rating. 52.47 is AVERAGE. So, while FRONT RUNNERS won most of the six furlong races profiled, EARLY SPEED - or Early Energy, DID NOT! Here we find another advantage we have over the mob. They will think that ALL front running horses will ALWAYS have a decided edge, while we will know this not so. On this particular day, front-runners ran uncontested. (as did Swale in the 1984 Belmont) but retained 47.53% of their total energy to hold off any late challenges.

SIX: Making DISTANCE CHANGE ADJUSTMENTS with a Track Profile. To do this you merely subtract the total energy at one distance from the sprint distance. If Total Energy (average) at six furlongs is 54.21, and at a mile on the dirt it is 52.85, then you know that the distance change adjustment between six furlongs and one mile is: 1.36. This negates the 2.60 adjustment figure in the Yellow Phase III Manual, - (Hollywood now has a ONE TURN MILE)-and should dispel for you the notion that A N Y published equalization figures are accurate. Such information is dated. You have the tool to keep it current and ACCURATE.

SEVEN: TURF - DIRT ADJUSTMENTS. For some reason these have always plagued the average handicapper. Not so with us. While the energy figures here do not represent a sufficient sample, note with interest how much HIGHER they are for the Turf than for the dirt. Also be aware of the fact that at Hollywood, and most other tracks, ENERGY % LATE is markedly HIGHER in TURF races. Making our adjustments accordingly will let us throw out turf contenders who cannot withstand the penalties imposed by the surface.

EIGHT: Making TRACK TO TRACK ADJUSTMENTS. To demonstrate this procedure we will use a profile of BAY MEADOWS made on the same day as our HOLL profile.

BAY MDWS 6 DIST. 6					BAY MDWS MILE DIST. 8				
2ND	FIN	TTL	EARLY	LATE	2ND	FIN	TTL	EARLY	LATE
57.39	51.56	54.48	52.68	47.32	54.1	48.18	51.14	52.89	47.11
58.41	50.38	54.4	53.69	46.81	56.41	50.77	53.59	52.63	47.37
54.43	53.01	53.72	50.66	48.81	55.92	54.14	55.03	50.81	48.19
57.39	51.56	54.48	52.68	47.32	53.5	51.2	52.35	51.1	48.9
57.27	54.77	56.02	51.12	48.88	55.77	54.55	55.16	50.55	49.45
58.41	55	56.71	51.5	48.5	55.62	50.38	53	52.47	47.53
56.74	55.77	56.26	50.43	49.57	55.54	50.19	52.87	52.53	47.47
58.41	53.66	56.04	52.12	47.88	54.32	51.36	52.84	51.4	48.6
58.15	53.23	55.69	52.21	47.79					
AVG	AVG	AVG	AVG	AVG	AVG	AVG	AVG	AVG	AVG
			52.06	47.94				52.17	47.83
57.4	53.22	55.31	51.2	48.1	55.15	51.35	53.25	51.3	48.2

The Six Furlong TOTAL ENERGY Average at HOLL is 54.21

At Bay Meadows it is: 55.31. The difference is 1.10.

The RAW Track to Track Adjustment given to a HOLL horse going to BM, or the penalty to a BM horse coming to HOLL at six furlongs, is 1.10 (See page 87, FACTOR ANALYSIS for final adjustments procedure.)

The raw track to track adjustment for one mile between these two tracks is the difference between the Bay Meadows 53.25 and Hollywood's 52.85. Total: .40

Now let's make the distance adjustment between six furlongs and one mile at Bay Meadows.



6 fur: 55.31

One Mile = 53.25

55.31 minus 53.25 = 2.06

That is ALL there is to it! Whether the factor is daily variant, distance variant or track to track variant it is still a VARIANT. And all variants regardless of track can be made in this simple manner by YOU, completely independent of outside information.

To clear up any question of how to make such variants when MORE than two tracks are involved, I will include a THIRD track in making an example:

	INLAND EMPIRE INSTITUTE	TRACK PROFILE	
	TRACK: <u>MEADOWLANDS</u>		
	MONTH PROFILE: <u>OCT. 89</u>		
DISTANCES: <u>6-8f DIRT</u>		TRACK CONDITION: <u>FAST</u>	
TOTAL			
DISTANCE: <u>6f</u>		Early Speed Rating: <u>1.2</u>	Percentage Early -Late
High: <u>56.14</u>		<div style="border: 1px solid black; padding: 2px;"> <u>52.06</u> E <u>47.94</u> L </div>	<div style="border: 1px solid black; padding: 2px;"> <u>52.06</u> E <u>47.94</u> L </div>
LOW: <u>53.31</u>			
AVE: <u>54.76</u>			
DISTANCE: <u>Mi</u>		Early Speed Rating: <u>1.1</u>	Percentage Early -Late
High: <u>54.56</u>		<div style="border: 1px solid black; padding: 2px;"> <u>51.63</u> E <u>48.37</u> L </div>	<div style="border: 1px solid black; padding: 2px;"> <u>51.63</u> E <u>48.37</u> L </div>
Low: <u>52.24</u>			
Ave: <u>53.16</u>			

The six furlong to one mile distance adjustment here is:

1.60

To equalize MORE than two tracks, make the SLOWEST track a ZERO (Ø) In this case the slowest track is Hollywood. The difference between HOLL and the Fastest of the three, which in this example is: BAY MEADOWS, The six furlong difference is: 1.10. The Mile difference is: .40. Between Bay Meadows and The Meadowlands the 6 furlong difference is: .75 and the mile difference is: .09

Hollywood: = 0

To the The Meadowlands:

6 fur: + .55

Mile: + .31

Do not accept these as true figures for all time. They represent a period during a Fall drought in New Jersey when the Meadowlands was not being watered down for fear of a sudden freeze. Consequently the track was inordinately hard and fast. Our Meadowlands clients, keeping a track profile, recognized this and realized that it was a unique situation and capitalized on it. Another example of why keeping a track profile gives you a decided edge.


_____o_____

While ULTRASCAN will make all of these adjustments for you almost automatically it is still important for you to comprehend the rationale for them and to be able to apply them when using the Basic Methodology.

THE SIMPLICITY OF ULTRASCAN IS DESIGNED NOT TO REPLACE COMPREHENSION BUT TO AUGMENT IT.

PROFIT % PER MINUTE

BY TIME REQUIRED
TO MAKE TRACK PROFILE



20 MIN. = 2.05% 0 MIN. = 1.40% + 3.25%
PER MIN.


The average client, with only a 63% Win Proficiency, spending no time (0 Min.) per day keeping a Track Profile, is averaging an ROI of 1.40, or a 40¢ profit per dollar invested. Clients dedicating only 20 minutes per day keeping Energy Figures, are averaging an ROI (return on investment) of 2.05, or \$1.05 per dollar invested. The difference arises not so much from a higher Win Proficiency as it does from the elimination of low-priced favorites who DO NOT fit the Profile's projection of the Brohamer Model, selecting instead, contenders paying higher mutuels.

The 65% difference represents a profit of 3.25% per minute of effort. It is a rare stock investment that increases in dividend + value by as much as 3.25% PER MONTH!

If you start keeping a Profile, here is a tip on finding the higher priced investment opportunities: Cull the Form for races with BEST BETS. (dark print, Experts' Selection page) Analyze ALL such horses to see whether or not they fit the Brohamer Model as ascertained through your track profile. IF NOT, you have found a race that will produce a longer priced winner 67% of the time. Next, carefully evaluate the remaining contenders to find the winner.



INLAND EMPIRE INSTITUTE

TRACK PROFILE
TRACK:
MONTH PROFILED:

DISTANCES: _____ TRACK CONDITION: _____

TOTAL

DISTANCE: _____

	High:	Early Speed Rating:	% Early Late
LOW :	_____	_____	_____ E
AVE :	_____	_____	_____ L

DISTANCE: _____

High :	_____	_____	_____ E
Low :	_____	_____	_____ L
Ave :	_____	_____	_____ L

DISTANCE: _____

High :	_____	_____	_____ E
Low :	_____	_____	_____ L
AVE :	_____	_____	_____ L

DISTANCE: _____

High :	_____	_____	_____ E
Low :	_____	_____	_____ L
AVE :	_____	_____	_____ L

TURF

DISTANCE: _____

High :	_____	_____	_____ E
Low :	_____	_____	_____ L
Ave :	_____	_____	_____ L

DISTANCE: _____

High :	_____	_____	_____ E
LOW :	_____	_____	_____ L
AVE :	_____	_____	_____ L

DISTANCE: _____

High :	_____	_____	_____ E
Low :	_____	_____	_____ L
AVE :	_____	_____	_____ L

COMMENTS: _____



INLAND EMPIRE INSTITUTE

TRACK PROFILE
 TRACK: _____
 MONTH PROFILED: _____

DISTANCES: _____ TRACK CONDITION: _____

TOTAL

DISTANCE: _____

	High:	Early Speed Rating:	% Early Late
LOW :	_____	_____	_____ E
AVE:	_____	_____	_____ L

DISTANCE: _____

High:	_____	_____	_____ E
Low :	_____	_____	_____ L
Ave :	_____	_____	_____ L

DISTANCE: _____

High:	_____	_____	_____ E
Low :	_____	_____	_____ L
AVE :	_____	_____	_____ L

DISTANCE: _____

High:	_____	_____	_____ E
Low :	_____	_____	_____ L
AVE :	_____	_____	_____ L

TURF

DISTANCE: _____

High :	_____	_____	_____ E
Low :	_____	_____	_____ L
Ave :	_____	_____	_____ L

DISTANCE: _____

High:	_____	_____	_____ E
LOW :	_____	_____	_____ L
AVE :	_____	_____	_____ L

DISTANCE: _____

High :	_____	_____	_____ E
Low :	_____	_____	_____ L
AVE :	_____	_____	_____ L

COMMENTS: _____

ULTRASCAN AT WORK

Daily Racing Form Times

Top line: Pace of Race

Bottom : Pace of Horse

2ND CALL

FINAL FRAC.

45.2

26

46.1

25.1

FINAL TIME: 1:11:2

TRUE SPEED: 55.46

VELOCITY<INC. TRUE SPD.>

	2ND CALL	3RD FRAC	TOTAL
RACE:	58.14	58.76	54.95
HORSE:	57.14	53.38	53.10
DIFF.	-1.00	+1.62	+ .15

ULTRASCAN RATINGS

VELOCITY

+

PERCENTILE RELATIONSHIP

	2ND CALL	3RD FRAC	TOTAL
RACE:	58.14	58.76	54.95
HORSE:	57.14	53.38	53.10
PERC:	98.28%	100.05%	100.02%
TOTAL:	77.71	76.71	77.65
(AVE)	-----	-----	-----

HOW ULTRA SCAN WORKS

Heretofore we have concerned ourselves with Rate of Speed exclusively. By translating fractional times into feet per second we provided precise velocity figures with a common denominator equalizing the different third fraction distances. ULTRASCAN proceeds beyond velocity into percentile and differential relationships between the velocity of the horse and the pace line it ran against. Since, under most circumstances, a contender will run NO FASTER than it takes to win, the handicapper is often deceived by fast times, especially fast FINAL times. If we fail to take into consideration that exceedingly fast times are the product of more than a contender's normal ability or daily variant, but are effected by circumstantial matchups, adrenal energy bursts, et al, then we may easily overlook the seemingly SLOWER horse who actually fared better against its competition on a given day. i.e., the PACE of the race that it ran against.

ULTRASCAN gives an animal full credit for its velocity and ALSO Credits it for being competitive: BY RUNNING UP TO OR BETTER THAN THE COMPETITION IT FACED.

Here is a horse(B) that ran very fast but did NOTHING against the pace of the race.(A)

<div>2-C</div> <div>-----</div> <div>44.6</div> <div>A</div>	<div>3-F</div> <div>-----</div> <div>24.6</div> <div></div>	<div>F</div> <div>-----</div> <div>69.2</div> <div></div>
<div>45</div> <div>B</div>	<div>25.2</div> <div></div>	<div>78.2</div> <div></div>
<div>%</div> <div>99.11</div> <div>-----</div> <div>- .99</div>	<div>%</div> <div>97.6</div> <div>-----</div> <div>- 2.4</div>	<div>%</div> <div>98.5</div> <div>-----</div> <div>- 1.5</div>

While ULTRASCAN will give "B" FULL CREDIT for its HIGHER velocity numbers, it will also CREDIT "D" for running a more competitive race.

'B' HORSE # 2 45-25.2

PURSE ADJUSTMENT..
 PACE VARIANT.....-.82
 3RD FRAC. VARIANT..-.329
 TOTAL ENERGY RACE. 56.8255
 TOT ENERGY HORSE.. 56.4739
 COMPOSITE RATING.. 82.1397
 TRUE SPEED..... 56.8786
 EARLY PACE RATING. 78.9332
 SUST. PACE RATING. 76.5149

FACTOR W RATING... 70.7756
 PACE SCAN EARLY... 73.5641

PACE SCAN SUST.... 73.2186
 ULTRA-SCAN..... 86.0522

'D' HORSE # 3 45.4-25.2

PURSE ADJUSTMENT..
 PACE VARIANT..... .36
 3RD FRAC. VARIANT. .515
 ~ TOTAL ENERGY RACE. 55.6392
 ~ TOT ENERGY HORSE.. 55.6315
 COMPOSITE RATING.. 81.0093
 TRUE SPEED..... 56.0906
 EARLY PACE RATING. 78.8736
 SUST. PACE RATING. 76.2951

FACTOR W RATING... 70.4198
 PACE SCAN EARLY... 73.1411

PACE SCAN SUST.... 72.7727
 ULTRA-SCAN..... 85.2219

Because of B's superior velocity it ranks HIGHER in raw ULTRASCAN. But because D ran closer to the ENERGY of its RACE, it gets a higher ULTRASCAN & VARIANT RATING.

SORTED TOTAL ENERGY RACE SORTED TOTAL ENERGY HORSE

B 56.8255	45-70.2	B 56.8255	44.6-24.6
A 56.8255	44.6-24.6	A 56.4739 -.35	45-70.2
D 55.6392	45.4-25.2	D 55.6315 -0087	45.4-25.2

SORTED ULTRA SCAN WITH VARIANT

D 85.8405	45.4-25.2
A 85.7401	44.6-24.6
B 85.0620	45-70.2

This becomes a form of TRIP HANDICAPPING from the Daily Racing Form; requiring no binoculars, instant recall or subjective sortings. "D" shows a considerably smoother, more even trip going from a -.45 to a +.70 percentile relationship to the pace, while "B" struggles at -.99 and falls to a -2.4

2-C	3-F	F
-----	-----	---
c 45.2	25.4	70.6
-----	-----	-----
'D' 45.4	25.2	70.6
-----	-----	-----
%	%	%
99.55	100.7	100.0
-----	-----	-----
-.45	+.70	EVEN

If a review of "B'S" Past Performances showed that it FREQUENTLY ran the distance in 70.2, then ULTRSCAN RAW would STILL be the best indicator. If NOT, if it usually ran closer to a 70.6, then USE ULTRSCAN & VARIANT. This rating will produce a plethora of long priced winners.

When you note a recent pace-line for a horse that is much faster than it usually runs, CHECK THE PACE OF THE RACE that it ran against. If it is up CLOSE, fine. It's coming into sharp form. If it was well behind the pace, take a second look; was it merely chasing speed, and in so doing ran faster than it ever has or is likely to run again?

Apply this same technique in reverse to PACE SETTERS who WIN when setting SLOW pace times and are uncontested.

This kind of wire-to-wire winner is also a poor wager next time out. Here is an interesting statistic based on over 20,000 races.

.FASTER TIME - OFF PACE

SLOWER TIME - ON PACE

+ 23%

SLOW PACE SETTING WIN - LAST RACE

NON-WINNER WHO CHALLENGED PACE IN ITS RACE

+41%

In describing ULTRASCAN at work I have undoubtedly raised the question of when to employ the ULTRASCAN rankings and when the ULTRASCAN & VARIANT rating is the more predictive. Part of the answer lies in YOUR ELIMINATION PROCEDURE. If you persist in offering your computer horses whose velocities and/or competition level (purse) indicate that they should be left OUT, Then ULTRASCAN & VARIANT will inflate their chances. If you can narrow the contention down to four or five horses then you will recognize in a moment which of the two predictors is most viable in any given situation. An Excellent EXAMPLE of this came to me from a client in the form of the first race at HOLL on December 7, 1984. Why clients send me maiden races with first time starters is a mystery in light of all I've written about such races. But this one makes a good case study. I don't show the first time starters.

1st Hollywood



6 FURLONGS. (1.09%) MAIDEN CLAIMING Purse \$15,000. Fillies and mares, 3-year-olds and upward. Weights, 3-year-olds, 120 lbs.; older, 122 lbs. Claiming price \$50,000; if entered for \$45,000, allowed 2 lbs.

15,000

Purse \$29,400

Queen Of Mirador

Own.—Cavanagh Mr.—Mrs T M

120

Ch. f. 3, by Villanor—Mary Go Lightly, by Go Lightly

Br.—Mundy Mr.—Mrs E C Jr (Fla)

Tr.—Anderson Laurie M

Lifetime 6 0 0 2 \$8,500

1984 4 M 0 2 \$7,775

1983 2 M 0 0 \$725

14Apr84-SSA 7F :23 :461 1:244ft 52 117 513 523 45 591

25Mar84-2SA Y 6F :213 :444 1:133ft 53 117 753 553 443 323

18Mar84-3SA 6F :213 :452 1:102ft 50 117 433 33 333 383

26Feb84-6SA 6F :213 :443 1:094ft 47 117 45 48 39 411

24Aug83-6Dmr 6F :23 :464 1:13-1ft 41 116 743 55 47 553

24Aug83—Lugged out down the backstretch and 3/8 turn

13Aug83-4Dmr 6F :223 :461 1:13 ft 63 116 67 69 57 553

Dec 5 Hol 4F ft :493 h Nov 28 Hol 6F ft 1:162 h Nov 22 Hol 6F ft 1:173 h Nov 14 Hol 5F ft 1:021 h

Castaneda M11 @Mdn 66-16 Brd8th, Brd's Bouquet, Mnstrl Pncss 12

Castaneda M12 @Mdn 78-17 RosSoier, T.V. Spot, Queen Of Mirdor 12

Castaneda M3 @Mdn 79-18 LoveSmitten, Circuir, Queen Of Mirdor 9

Castaneda M4 @Mdn 78-15 LdyTriib, Pocsset, Rj's Drem Lover 10

Black K @Mdn 67-20 Sis Built, Lucky Lucky Lcky, Wtrwy 12

Castaneda M10 @Mdn 67-22 Diachrony, Gene's Lady, Fetive Price 12

De Likely Wan

Own.—Witt Gerri

Dk. b. or br. f. 3, by Dewan—Likely Mite, by Mite

Br.—Bradley S & P (Cal)

Tr.—Doyla A T

Lifetime 3 0 0 0 \$350

1984 3 M 0 0 \$350

1983 0 M 0 0

3Mar84-4Hol 1 :463 1:113ft 374ft 35-115 323 612 821 824

15Mar84-3SA 1 :472 1:131 1:471ft 31-117 32 433 443 573

Guerra W A @M40000 53-19 Polly High, Meliss's River, Se Commnd 8

Mezn P 96 @M32000 57-22 Primary Act, Goalsteen, Many A Slip 12

Proud N'Passionate

Own.—Fredericks F L

1155

B. f. 4, by Today 'n Tomorrow—Viking Sis, by Viking Spirit

Br.—Roman Acres Stable (Alb-C)

Tr.—Cole Peter

\$45,000

1984 8 M 2 0

1983 0 M 0 0

\$7,300

Lifetime 8 0 2 0 \$7,300

2Nov84-2SA 6f :22 :454 1:12 ft 4 121 623 1016 1012 11203 Shoemaker W4 @M32000 58-17 Miss Shuga, Naskarion, Bela Menina 12
 2Nov84—Wide into stretch
 18Oct84-2SA 6f :214 :453 1:12 ft 7 121 213 213 213 Shoemaker W4 @M32000 76-20 Outtrmr, Prod N'Pssnt, Yong N'Chc 11
 11Oct84-4SA 6f :214 :453 1:12 ft 8 114 21 313 443 6103 Domnguz RL4 @M35000 70-18 Dncing Stci, Anothr Toolsi, Fnnwy Ldy 8
 13Jun84-2Hol 6f :214 :452 1:123 ft 23 122 32 323 33 433 McGurn C9 @M32000 70-19 Wkolo, Mrth Elzbth, Lghtnng Mmnt 12
 13Jun84—Bumped at 1/2
 17May84-4Hol 6f :214 :45 1:11 ft 8 123 113 12 14 213 McGurn C1 @M32000 81-18 Hostss Gg, Prod N'Pssnt, Wnnng Gld 12
 4May84-4Hol 6f :222 :454 1:183 ft 79 121 54 55 43 47 McGurn C7 @M45000 70-18 Dwn's Allgnc, Sprng Bd, Rmnc Rmn 12
 20Apr84-6SA 6f :22 :451 1:182 ft 7 118 13 2nd 323 57 McGurn C7 @M50000 71-21 Special Occasion, Ack Malesi, April F. 10
 12Apr84-6SA 6f :22 :453 1:11 ft 27 117 1st 23 343 8113 McGurn C1 @Mdn 71-18 Silent Siren, Nancy's Gray, Giamorice 9
 Nov 30 Hol 5f :594 h Nov 24 Hol 5f 1:83 h Oct 30 SA 4f :493 h

PURSE *
16,000**Gentleman's Bet**

Own.—Levinson A

120

B. f. 3, by Piaster—Gentleman's Sketch, by Gentlemen's Game

Br.—Levinson A (Cal)

Tr.—Mandella Richard

\$50,000

1984 3 M 1 1

1983 0 M 0 0

\$3,000

Lifetime 3 0 1 1 \$3,000

14Nov84-6Hol 6f :223 :463 1:123 ft 23 120 1st 1st 1st 31 Hawley S2 @Mdn — Deconss, School Princess, Gntlmn's Blt 8
 25Oct84-6SA 6f :213 :444 1:103 ft 4 118 2nd 13 12 43 Hawley S7 @Mdn 82-19 Leanita, Truffles, Deaconess 12
 9Feb84-6SA 6f :22 :454 1:113 ft 23 118 23 23 313 253 McCarron CJ6 @Mdn 74-17 Bunny Luv, Gentlemn's Blt, Brbr's First 8
 Dec 5 Hol 3f :36 h Dec 1 Hol 4f :494 h Nov 25 Hol 4f :494 h Nov 9 Hol 5f 1:021 h

PURSE *
22,000**Missy Binkie**

Own.—Sutton H E

120

B. f. 3, by Inverness Drive—Cee Diane, by Gaelic Dancer

Br.—Sutton H E (Ark)

Tr.—Proctor Harry A

\$50,000

1984 2 M 1 0

1983 0 M 0 0

\$3,000

Lifetime 2 0 1 0 \$3,000

10Oct84-2SA 6f :213 :451 1:113 ft 23 118 423 33 2nd 783 McCarron C J8 @Mdn 74-17 Windy Vee, Deaconess, Leanita 11
 10Oct84—Placed sixth through disqualification; Bumped at 3/16
 1Sep84-4Dmr 6f :223 :454 1:11 ft 7 117 1st 11 1st 223 Shoemaker W4 @Mdn 80-18 Le Slew, Missy Binkie, Positioned 12
 Nov 29 Hol 4f :464 h Nov 22 SA 4f :504 h Nov 16 SA 5f :593 h Nov 6 SA 4f :493 h

PURSE *
15,000 OK**Finnway Lady**

Own.—Baik-King Bros St (Lessees)

118

Ch. f. 3, by Son Ange—Word Play, by Prince Taj

Br.—Finney B & Finnway Farm (Ky)

Tr.—Williams George L

\$45,000

1984 12 M 0 2

1983 0 M 0 0

\$5,615

Lifetime 12 0 0 2 \$5,615

15Nov84-2Hol 6f :223 :471 1:133 ft 4 120 66 783 68 45 Meza R Q5 @M32000 — Bel Menin, Gets The Worm, Sprnsh Gld 7
 15Nov84—Wide stretch
 11Oct84-4SA 6f :213 :453 1:11 ft 4 116 563 69 67 383 Meza R Q3 @M35000 73-18 Dncing Stci, Anothr Toolsi, Fnnwy Ldy 8
 16Sep84-4Pom 1 1/2 :49 1:13 1:47 ft 4 113 715 715 715 6243 Olivares F7 @Mdn 51-30 Mariko's Anjin Sn, Perfect Joy, Strlsie 8
 16Sep84—Wide 1st turn
 31Aug84-4Dmr 6f :223 :46 1:18 ft 7 1125 793 710 713 383 Fox W I Jr11 @M32000 — Zoom Along, Conts Novs, Finnwy Ldy 11
 31Aug84—Bumped start; lugged out, wide
 10Aug84-4Dmr 1 1/2 :464 1:12 1:452 ft 101 1115 643 813 1020 9133 Lozoya D A8 @M32000 59-20 Etrnl Rson, Silnt Ct, Mriko's Anjin Sn 12
 20Jly84-4Hol 6f :222 :452 1:103 ft 31 116 883 919 921 8173 Olivares F3 @M32000 67-22 Db's Corg, Ms. Lghtnng Bolt, Etrnl Rsn 9
 20Jly84—Bumped start
 22Jun84-2Hol 6f :221 :46 1:113 ft 46 115 973 911 912 49 Olivares F3 @M32000 70-22 Romntic Romn, Mumph, Ancient Ldy 9
 3Jun84-2Hol 6f :221 :46 1:124 ft 19 115 313 693 893 893 McGurn C1 @M32000 66-21 Gilmorice, River Of Jewel's, Indin Art 12
 17May84-1Hol 6f :221 :452 1:111 ft 35 115 433 373 363 48 Olivares F10 @M32000 75-18 Its A Romp, Crystal Night, Riqueza 12
 29Mar84-6SA 1 1/2 :454 1:12 1:454 ft 69 114 819 711 615 6163 Drexler H9 @M40000 58-21 Leslie's Deb, Polly High, Goalsteen 9
 29Mar84—Veered out start
 Nov 30 Hol 3f :363 h Nov 24 Hol 3f :374 h Nov 10 Hol 4f :49 h Oct 27 SA 3f :362 h ?

PURSE *
OUT***Cadiz Queen**

Own.—Sandoval & Sarabia

118

Ch. f. 3, by Ermo Ciboulette—Dukinea C, by Son Ange

Br.—Achar V (Mex)

Tr.—Chavez Tony

\$45,000

1984 4 M 2 0

1983 1 M 0 0

\$5,000

Lifetime 5 0 2 0 \$5,275

15Nov84-5Hol 6f :224 :471 1:133 ft 4 1135 23 1st 13 2nd Domnguz RL7 @M28000 — Ace's Appel, Cdiz Queen, Mny Mmoris 8
 15Nov84—Wide
 6Apr84-2SA 6f :22 :453 1:114 ft 23 115 313 333 563 653 Sibille R5 @M28000 74-19 Mills Lass, Plaid's Imge, Bick Fntsy 12
 6Apr84—Bumped start
 8Mar84-4SA 7f :23 :461 1:252 ft 5 117 2nd 33 37 6193 Vlenzuel PA3 @M32000 53-22 Duchss Royl, Lcd Momnts, Sstr Hook 12
 8Feb84-4SA 6f :22 :453 1:112 ft 5 117 13 2nd 213 26 Vlenzuel PA10 @M32000 75-21 Betgins Win, Cdiz Queen, Md Abndon 11
 8Feb84—Bumped at 3/8
 30Dec83-4SA 6f :214 :452 1:123 ft 8 117 2nd 2nd 323 55 Vlenzuel PA8 @M32000 70-20 Nudebeer, Plaid's Imge, Grenadine 12
 Dec 2 Hol 3f :35 h Nov 12 GD tr 1 3f :36 h Nov 7 GD tr 1 6f 1:141 h Oct 19 GD tr 1 5f 1:05 h

PURSE *
Too Low! 11,100

Notice that I first did a thumbnail sketch of the contender's purse ratings against today's \$15,00 prize. There is no point cluttering up the computer with either De Likely Wan or Finnway Lady. They show NOTHING. The others contenders are equal to or better than today's purse level. Only Cadiz Queen is lower (by 25%) But I'll leave her in for Example purposes.

The first thing I recognize is that Queen of Mirador and Missy Binkie each ran -- in separate races, -against a 1:11:3 pace. The others ran against 1:12:3 and 1:13:3. I must learn whether this was a product of the daily variant or if they're just slower horses. Queen and Missy both ran on days when the DRF daily Variant was 17.

HOLLYWOOD'S revamped surface is so new that no variant could be established for the days that Gentlemen's Bet and Cadiz Queen ran. But the track was FAST.

If we simply take the RAW ULTRASCAN Ratings there is no contest. The winner and the place horse are 1, 2 in order. But how much of Missy Binkie's edge came from running at Del Mar last September? Here is where we can use our USER OPTION ADJUSTMENTS.

ULTRASCAN RAW

84.39	MISSY BINKIE
83.48	QUEEN OF MIRADOR
83.44	PROUD 'N PASSIONATE
83.14	GENTLEMEN'S BET
82.39	CADIZ QUEEN

PAR ENERGY - BY TRACK

SORTED TOTAL ENERGY RACE

54.8196	S.A. PAR-THIS LEVEL	- .27
54.6793	DEL MAR PAR-THIS LEVEL	- .13
54.5401	HOLL PAR-THIS LEVEL	- \emptyset

By keeping a Track Profile of our circuit we know that at this level Del Mar, Where Missy Binkie ran, is .13 FASTER than HOLLYWOOD where Gentlemen's Bet earned her figures. Since all these contenders are in a sprint at a mile oval we DO NOT CONCERN OURSELVES with the 3rd Fraction Variant Rating.

I answered Y for yes when the computer asked if I wished to determine Adjustments now. I entered the 6 furlong par ENERGY TIMES for each track to get the figures on the preceding page. (2nd call & Final time)

I then merely penalize Missy Binkie -.13 and Queen of Mirador -.27. I enter these penalties into the VARIANT RATING? when asked for it by the computer. I enter 0 into 3rd Frac. RATING? when asked. (for the above explained reason) Since we adjusted all contenders to Gentlemen's Bet, she gets a Ø in both open adjustments.

Here are the results:

SORTED ULTRA SCAN -ADJUSTED

84.2362	MISSY BINKIE
83.1446	QUEEN OF MIRADOR
83.1355	GENTLEMEN'S BET
83.1091	PROUD 'N PASSIONATE
82.3904	CADIZ QUEEN

The other contenders, Proud 'N Passionate and Cadiz Queen, were also adjusted by -.26 and Ø respectively. The order of predicted finish was the same as the ACTUAL finish. Gentlemen's Bet having moved up one notch as a result of the Adjustment. WHEN MAKING THESE ADJUSTMENTS USE THE ULTRASCAN READ-OUT. IT HAS BEEN ADJUSTED BY YOUR ENTRY.

3709—FIRST RACE, 6 furlongs, Maidens, Fillies & mares, 3 year olds & up. Claiming prices \$50,000-\$45,000. Purse \$15,000.

Index	Horse and Jockey	Wt.	PP	ST	¼	½	¾	Str.	Fin.	To \$1
3058	Missy Binkie, Shoemaker	120	8	3	3rd	38	-	22½	15	3.60
9753	Queen Of Mirador, Dihousaye	120	1	7	6th	65	-	44	22½	9.60
3561	Gentlemen's Bet, Hawley	120	7	2	1st	1st	-	1st	32½	.90
3569	Cadiz Queen, Draxler	118	9	1	24	23	-	31	4½	8.60
—	Miss Reddy, Sibille	120	8	8	7½	41	-	65	5½	8.50
3209	Proud 'N Passionate, Lozoya	120	3	4	52	5½	-	5th	62½	15.20
3630	Green Mergue, Murphy	120	4	9	9	82	-	73	73½	28.30
—	Amerinds, Meza	118	5	6	4th	7th	-	82	81½	25.10
1058	De Likely Wan, Tejara	118	2	5	83	9	-	9	9	109

Scratched—Finnway Lady. Claimed—none.

8-MISS BINKIE	9.20	5.00	3.00
1-QUEEN OF MIRADOR	9.20	3.80	
7-GENTLEMAN'S BET	2.40		

Time—22.1, 45.1, 58.1, 1.11 1/5. Cloudy & fast. Winner—b f 81. Inverness Drive—Cee Diane. Trained by Harry A. Proctor. Mutuel handle—\$167,072.

U L T R A S C A N

PROCEDURAL INDEX

A CONDENSED SUMMARY OF USER STEPS

FOR HANDICAPPING THOROUGHBREDS

PHASE IV METHODOLOGY

-----O-----

QUICK REFERENCE GUIDE

WORKOUTS FROM SAMPLE RACES

1. Class Adjustment
2. Using the Automatic Variant & Distance Adjustment
3. Making the adjustments directly from Pace Lines
4. Entering predetermined Par Time adjustments
5. Interpretation and analysis of the read-outs

1st Hollywood



6 FURLONGS. (1.09%) CLAIMING. Purse \$14,000. Fillies and mares, 3-year-olds and upward. Weights, 3-year-olds, 120 lbs.; older, 122 lbs. Non-winners of two races since September 1 allowed 3 lbs.; a race since then 6 lbs. Claiming price \$32,000; for each \$2,000 to \$24,000 allowed 2 lbs. (Races when entered for \$25,000 or less not considered.)

Fancy I. Q. *

Own.—Judy R J

116

B. m. S. by Tree of Knowledge—Luck's Fancy, by Lucky Fleet	1984	9	2	2	1	\$10,867
Br.—Old English Rancho (Cal)	1983	9	1	0	0	\$20,000
Tr.—Charlton Wayne	Turf	2	1	1	0	\$23,500
Lifetime	29	7	5	1	\$35,542	
11 11 12 23 3	Black K3	32000	81-17	Joni U. Bar. Fancy I.Q. Ms. Vera Bee 7		
21 7 10 12 10 9 1	Garcia J A3	32000	—	Next Comes Love. Sin Adios. Scrt Egl 10		
41 6 12 7 17 8 19 1	Oliveras F8	40000	67-13	Uplifting. Ms. Vera Bee, Cecile 8		
13 11 2nd 32 1	Taketa J8	Speed H	92-18	True Intent. He May Rule. Fancy I.Q. 13		
12 14 13 13	Taketa J3	Lilac City H	100-12	Fancy I.Q. Ris Hr Voc. Country Lovsong 7		
13 13 11 1 2 1	Taketa J8	Aw2400	95-14	Ris Hr Voc. Fncyl. Q. Plotting Prmittd 8		
12 13 14 14	Taketa J6	Aw2400	97-10	Fancy I.Q. Raise Her Voice. Vital Lark 8		
13 12 1 1st 52 1	Grci J L3	Swtheart H	78-23	Mustd Whirlwind. My Snd. Iron Ktty 10		
22 23 92 91 92 1	Baze M B2	40000	82-24	Some Form. Brokers Lark. First Pckge 9		
2nd 813 —	Baze G2	Aw15000	—	Amnd's Affir. Beesnee. Angel Nickd Hr 8		

19 Nov 83—Eased

Oct 22 SA 5f R: 594 h

Oct 12 SA 5f R: 1:00 h

Oct 1 SA 5f R: 1:012 h

County Kildare

Own.—Woodside & King Mt Ranch

1145

B. m. S. by Run of Luck—Convalescent, by Donut King	1984	6	2	1	0	\$22,630
Br.—Saucedo A & Meredith (Cal)	1983	4	0	2	0	\$7,370
Tr.—Burns Thomas M	Turf	1	0	0	0	\$1,710
Lifetime	12	4	3	0	\$43,200	
54 51 2 1 1st	Chapman TM4	40000	89-23	County Kildare. I'll Kt It Sm. Shdy Hrt 7		
3 1 32 42 2nd	Chapman TM3	32000	86-19	Ctch The Rose. County Kildare. Pieter 6		
42 52 66 87	Wibr J10	E Dstrl H	92-08	Mel's Whisper. Chrisie. Bajocco 10		
55 54 1 44 43 1	Chpmn TM6	Aw17000	79-12	Dan's Away. Memorable. Er Off Triumph 6		
33 67 1 57 41	Chpmn TM4	Aw19000	81-18	Memorable. Er Off Triumph. Ptroness 10		
84 74 72 1 1st	Chpmn TM3	Aw17000	79-22	County Kildare. Vidneuv. Trpper's Lov 9		
63 58 59 47	Chpmn TM7	Aw19000	80-22	I'm Prestigious. Raj Bb Bby. Tiptoo 8		
41 32 33 22 1	Chpmn TM8	Aw11000	89-10	Plum Quick. County Kildare. Irish Goddess 8		
21 32 43 1 45	Baze RA7	Yosmte H	82-15	Amig LG. Fmous Perform. To Th Point 8		
53 43 3 1 2 1	McGurn C2	Aw15000	79-29	Dund Dncr. County Kildare. Unchn My Hrt 8		

Caucasia

Own.—Demeter Catherine

114

B. f. 3. by Caucasus—Serene Surf, by Maribeau	1984	7	2	0	1	\$27,750
Br.—Dipilla T J (Ky)	1983	5	M	0	1	\$2,550
Tr.—Canty John	Lifetime	12	2	0	2	\$30,300
32 1 1 1 1 4 1	Garcia J A8	Aw27000	73-18	Der Crrie. Stemwre. Kennedy Express 9		
86 69 53 1 1 1	Castaneda M8	50000	81-15	Caucasia. LaFonteyn. Blade Of Luck 10		
68 59 48 37 1	Castned M3	Aw25000	79-22	Alabama Nana. Kenenergy. Caucasia 6		
31 31 55 51 0 1	Fell J6	50000	66-18	Kyflaca. Sali's Princess. Pronto Miss 6		
64 77 68 58 1	Fuentes FP1	Aw23000	70-21	Class Play. Not Even A Card. Tamure 8		
42 55 51 6 1 1	Castned M1	Aw26000	62-25	Vagabond Gal. Sies Bulletin. Dichrony 6		
710 69 37 1 1	Castaneda M4	Mdn	78-20	Caucasia. Incubus. Dream Feather 7		
73 79 812 813 1	Fuentes F P7	Mdn	61-18	Islands. Dancing. Wonderbug 10		
68 56 56 312	Fuentes F P2	Mdn	72-18	Daring Miss Q. Mallorca. Caucasia 9		
78 81 81 81 1 1 1	Fernandez AL4	Mdn	47-20	Annie's Own. Refreshing Act. L'Enjou 9		

Blissful Moment

Own.—Matthew-Selvin-Siegel et al

116

B. m. S. by Timeless Moment—Mrs Multi, by Groton	1983	3	0	0	0	\$15,525
Br.—Fisher Mrs Susan B (Ky)	1982	6	1	1	1	
Tr.—Gregson Edwin	Lifetime	9	1	1	1	\$15,525
41 69 713 718 1	Lipham T1	32000	62-24	Kathinka. Splendid Mark. Her Soir 8		
41 31 53 67 1	Meza R Q2	40000	80-19	Secret Revng. Rmmor Holly. Foxy Toy 7		
42 52 610 615 1	Meza R Q6	Aw20000	66-23	Raja Baba Baby. Red Raisin. Rioting 7		
2nd 2 32 65 1	Hawley S8	Aw20000	84-10	Castilla. Mama Tia. That Does it 9		
23 21 12 12	Hawley S3	Mdn	88-10	Blissful Moment. Trust Us. Castilla 9		
41 31 42 1 45 1	Hawley S11	Mdn	82-11	Differnt Worlds. Broctil. Nncy's Sby 11		
52 54 47 35 1	McHrgu DG5	MS0000	82-11	Mdm Aritt. Foxy Toy. Blissful Momnt 10		
42 44 32 1 21 1	McHrgu DG1	MS0000	82-13	Comm'n Dr. Blissful Momnt. Stng Anqi 10		
73 77 57 7 1	McHargue DG4	Mdn	74-16	Gimoros Snn. Prmlty. Brsnoy Hfmo 12		

Nov 12 SA 4f R: 482 h

Nov 6 SA 5f R: 1:012 h

Oct 31 SA 6f R: 1:15 h

Oct 25 SA 6f R: 1:167 h

Ms. Vera Bee

Own.—Hall J

116

B. f. 4, by Rachmaninoff—Miss Beeline, by Berseem

Br.—Jodon Farm (Cal)

Tr.—Mitchell Mike

\$32,000

1984 11 1 1 2 \$20,245
1983 2 1 0 0 \$7,150

Lifetime

13

2

1

2

2

2

2

2

2

2

2

2

2

2

2

2

2

2

2

2

2

2

2

2

2

2

2

2

2

2

2

2

2

2

2

2

2

2

2

2

2

2

2

2

2

2

2

2

2

2

2

2

2

2

2

2

2

2

2

2

2

2

2

2

2

2

2

2

2

2

2

2

2

2

2

2

2

2

2

2

2

2

Why Zanthé

Own.—Friendly E

116

B. f. 4, or br. m. 5, by Zanthé—Why More Worried, by Time Tested

Br.—Ritt M (Cal)

Tr.—Hartstone George D

\$32,000

1984 11 2 1 0 \$24,42
1983 11 1 4 2 \$45,67

Lifetime

44

6

10

6

6

6

6

6

6

6

6

6

6

6

6

6

6

6

6

6

6

6

6

6

6

6

6

6

6

6

6

6

6

6

6

6

6

6

6

6

6

6

6

6

6

6

6

6

6

6

6

6

6

6

6

6

6

6

6

6

6

6

6

6

***Silver Princess**

Own.—Custer-Edwards-Santore

1115

B. f. 4, by Prize Silver—Greenback Maid, by Greek Money

Br.—Navarro J S (Mex)

Tr.—Marquez Alfredo

\$32,000

1984 15 4 4 2 \$18,12
1983 26 4 5 4 \$11,1

Lifetime

52

11

9

7

7

7

7

7

7

7

7

7

7

7

7

7

7

7

7

7

7

7

7

7

7

7

7

7

7

7

7

7

7

7

7

7

7

7

7

7

7

7

7

7

7

7

2nd Hollywood

6 FURLONGS. (1.09%) CLAIMING. Purse \$3,000. Fillies and mares, 3-year-olds and upward. Bred in California. Weights, 3-year-olds, 120 lbs.; older, 122 lbs. Non-winners of two races since September 1 allowed 3 lbs.; a race since then, 6 lbs. Claiming price \$12,500.

Coupled—Minerva and Shigumi.**Jo Be Bold**

Own.—Dial Racing Stable

116

B. f. 4, by Bold Joey—Johanna Rose, by Daring Knight

Br.—Cox A (Cal)

Tr.—Walters W C

\$12,500

1984 3 0 0 0 \$450
1983 16 0 5 4 \$17,328

Lifetime

25

1

6

7

7

7

7

7

7

7

7

7

7

7

7

7

7

7

7

7

10Nov84-9AC 6f :22.3 :44.4 1:08.4ft 10 113 21 21 21 453 Navarro V3 @Aw5000 89-12 Momnt'sHopnss,NotASlrv,SurfnCt 6
17Feb84-1SA 6f :21.4 :45.1 1:10.4ft 74 114 108 912 1012 912 DelgilloC1 @S 10500 72-17 BunchABnk,Cndy'sVlntn,SociWhrl 12
26Jan84-2SA 6f :22 :45.1 1:10.4ft 11 114 62 55 63 63 DelgilloC7 @S 10000 74-19 B.Invincible,GiftOfGb,BunchABnk 8
25Nov83-2Hol 6f :22.4 :45.4 1:13 gd 33 114 53 54 55 453 Lipham T8 @S 12500 66-28 A Big Kiss, Figurehead,GoldCounty 9
17Nov83-2Hol 6f :22.2 :45.4 1:11.1ft 36 113 63 45 44 343 Pedroza M A4 @ 14000 77-22 Canthe, Irish Betty, Jo Be Bold 11
1Nov83-9CA 7f :22.1 :46.3 1:24.4gd 9 114 64 77 71 71 71 Ortega L E10 @ 12500 64-17 Phil's Honey, RisingYukon,Steelit 10
1Nov83—Wide 1st turn
24Oct83-8LA 6f :20.4 :45.3 1:18 ft 73 112 69 46 710 573 Ortega L E3 @ 16000 80-14 LtNghtWomn,CorgosCnn,CsnStcy 10
15Jly83-9Sol 6f :22.2 :45.2 1:10.3ft 43 114 73 56 52 23 Winick D6 @ 16000 90-12 D.B.B.'sDrn,JoBBold,ExcuvvClim 10
15Jly83—Bumped break
6Jly83-7Pin 6f :22.3 :45.3 1:11.4ft 7-5 114 44 34 24 44 Lamance C6 @ 16000 81-16 OnlyOneDy,PrsntTns,OutOfThQuick 6
23Jun83-2GG 6f :22.2 :46 1:11.3ft 63 114 42 31 21 21 Lamance C2 @ 16000 79-18 Distant Note,JoBeBold,Barb'sFleet 8
23Jun83—Lacked room 1/4
Oct 29 AC 6f R 1:11.4 h Oct 23 AC 5f R :53 h Oct 18 AC 6f R 1:13.3 h Oct 3 AC 6f R 1:13.2 h

There is a drawing that hangs on the wall directly over my main computer terminal. It was made by PIRCO'S Larry Olson, an artist of professional calibre. It depicts a very puzzled man seated in front of a computer whose electric plug is not in a socket. On the computer's screen is the message: "Plug me in, you idiot!" Step one in the application of ULTRTASCAN is to activate your computer, whatever the make. Once having mastered this step all the others become much easier.

Now load ULTRASCAN. When it

is ready to run, we'll start

On most variations the first question asked will be: "Make Variant Adjustments **NOW**?" The Commodore and Texas Instrument versions will first ask you to enter some earnings figures. Answer the questions as asked.

ULTRASCAN'S first unique step is in the question regarding USER DETERMINATION OF ADJUSTMENTS NOW?

There will be situations in which you will press Y for yes. More often you will answer N for no and use the automatic adjustment factor. The specifics of these situations are discussed at length in the body of the manual but we will touch on them again as we work the races in this index.

We begin with Race #1 at

Hollywood Park, Nov. 16

The purse of the race is 14000 (never enter \$ signs or commas) The value of the purses for which the contenders in this race have been running is very important. Several of them are from tracks not in the Southern California Circuit, notably Caliente and Bay Meadows. We will insist on outstanding pace figures for any horse that has been running well below today's 14000 level.

I personally do a quick purse evaluation of each horse BY HAND before eliminations. I find it a big help. As you will note from some of my hen scratches on the Form, the first horse: "Fancy I.Q. had a good win, place, show record but an average purse value in 1984 of only 6,800. Since this horse was a consensus favorite I immediately got the feeling that a NON FAVORITE might well win this race. But, which one? County Kildare had a 16,000 figure. Enough OVER today's purse to compensate for the 40% penalty applied because it was a Bay Meadows horse. Caucasia interested me because of its fast INTERNAL FRACTIONS within the mile race of March 30, 1984, even though I resisted taking an animal at this level very seriously after a seven and one-half month layoff.

Blissful Moment shows nothing so she's out. Miss Vera Bee, a co-favorite on the morning line and in the consensus, had been running for 20000. She's in off her last race in which she finished right behind Fancy I.Q. Historically animals of this calibre trade off beating each other so I pay absolutely NO ATTENTION to the positions of the two mares in that race.

Why Zanthé is a horse with a considerable amount of Past Class She's only five so maybe she can return to her previous sprint form as manifest through the internal fractions of her May 19 race or her race of May 11. We'll ignore her last three races. They're all routes and one is on the turf. She's back in a sprint today. I don't expect her to win after a four month layoff but neither will I throw her out. Not in this mixed group.

Silver Princess is a Caliente Horse with a couple of races at the Pomona Fair. But essentially a Caliente horse. Her purse value is only 5000, which coupled with her track associations makes her less than an attractive wagering opportunity. She does have excellent fractions, however, so let's put her into the computer.

Let's do FANCY I Q. Now

Do we want to make adjustments now? The answer is NO. Only in those specific situations described in the body of the manual would we answer YES.

After answering the earnings questions to determine purse-class value, the next questions involve distance, fractional times and beaten lengths.

We're going to evaluate FANCY I.Q off her last race. Distance 6 furlongs. Enter 6. 2nd Call Time:45.6 Enter.

Q: Final time? A: 70.6 Enter

Q: Beaten Lengths, 2-call? A: 0 Enter

Q: Final Beaten lengths? A: 3.5

Q: Variant Rating? A: 0

Q: 3rd Frac. Var Rating? A: 0

The answer is always ZERO to both these questions EXCEPT in those circumstances that require making a special variant.

If you have one of our fancier programs it will ask: "INPUT CORRECT? Y/N. Check your entries. If you're satisfied that they're correct, answer Y.

A printer is not essential but highly recommended. If you have one this is what your print out will look like:

HORSE # 1 FANCY I.O.

PACE VARIANT..... .28
 3RD FRAC. VARIANT. .100
 TOTAL ENERGY RACE. 55.7190
 TOT ENERGY HORSE.. 55.3317
 COMPOSITE RATING.. 80.1227
 TRUE SPEED..... 55.6940
 EARLY PACE RATING. 78.9474
 SUST. PACE RATING. 75.3061

FACTOR W RATING... 69.9825
 PACE SCAN EARLY... 72.7220

PACE SCAN SUST.... 72.2018
 ULTRA-SCAN..... 84.5947

ULTRA WITH VARIANT 84.9257

I will save the interpretations until we've done all the
 contenders. Now YOU enter County Kildare. I will do Caucasia
 in order to demonstrate the use of internal route fractions to
 handicap sprints. Here is what COUNTY KILDARE'S print out
 should look like:

HORSE # 2 COUNTY KILDARE

PACE VARIANT.....-.28
 3RD FRAC. VARIANT.-.549
 TOTAL ENERGY RACE. 56.2839
 TOT ENERGY HORSE.. 56.2752
 COMPOSITE RATING.. 82.2165
 TRUE SPEED..... 56.5714
 EARLY PACE RATING. 79.3718
 SUST. PACE RATING. 77.6007

FACTOR W RATING... 70.8480
 PACE SCAN EARLY... 73.5442

PACE SCAN SUST.... 73.4341
 ULTRA-SCAN..... 86.0187

ULTRA WITH VARIANT 85.4601

When a thoroughbred runs an extremely fast six furlong segment in a route race it is a tip off that it's ready for a sprint. If its next race IS a sprint, and the adjusted velocity ratings put it in the top two, we frequently enjoy extra large mutuels because the general public fails to notice the rather obvious maneuver. Ordinarily we would eliminate Caucasias because of her long layoff. These horses do not have sufficient class to be taken very seriously after being away for over seven months. We'll leave her in just to demonstrate the technique:

STEP 1: Enter her MILE RACE (last out) as a Six (6) Furlong race. Distance: 6

STEP 2: Arbitrarily subtract TWO (2) fifths from the 1st call Route time of race: i.e. 46.1 minus 2 fifths equal 45.8. Enter 45.8 as the 2nd call time.

Do the same for the route 6 furlong time of 1:11:3. Minus 2 fifths this becomes 71.2 (using tenths) Enter 71.2

Ignore EVERYTHING past the six furlong segment. We are not concerned with what she did after this point.

STEP 3: BEATEN LENGTHS. Use one half the beaten lengths showing. She was behind 2 at the newly created 2nd call. Q: Beaten lengths at 2-call. A:1-Enter

Since Caucasias was in the lead at the 6 furlong point there are no Final beaten lengths.

Q: Final beaten lengths? A: 0 Enter

While all this is still clear in your mind move on to SILVER PRINCESS and compute her sprint within the route race of November 2nd at Santa Anita.

Here is the read out for CAUCASIA:

HORSE # 3 CAUCASIA

PACE VARIANT..... .78
 3RD FRAC. VARIANT. .515
 TOTAL ENERGY RACE. 55.2116
 TOT ENERGY HORSE.. 55.2047
 COMPOSITE RATING.. 80.2713
 TRUE SPEED..... 55.6179
 EARLY PACE RATING. 78.4926
 SUST. PACE RATING. 76.2951

FACTOR W RATING... 70.1352
 PACE SCAN EARLY... 72.7789

PACE SCAN SUST.... 72.4650
 ULTRA-SCAN..... 84.6819

ULTRA WITH VARIANT 85.7282

And THIS is what you should have for SILVER PRINCESS. If you find an average .20 difference it is not a mistake. Some computer programs are integered differently. If your numbers match, you've got it, by Jove, you've got it! if not, try again.

HORSE # 7 SILVER PRINCESS

PACE VARIANT..... .42
 3RD FRAC. VARIANT. .100
 TOTAL ENERGY RACE. 55.5765
 TOT ENERGY HORSE.. 55.5489
 COMPOSITE RATING.. 80.8969
 TRUE SPEED..... 55.9039
 EARLY PACE RATING. 78.8210
 SUST. PACE RATING. 76.3218

FACTOR W RATING... 70.3489
 PACE SCAN EARLY... 73.0706

PACE SCAN SUST.... 72.7136
 ULTRA-SCAN..... 85.1006

ULTRA WITH VARIANT 85.5740

The entries for SILVER PRINCESS are: Distance? 6: 2nd call time:
 45.8 Final time: 70.8
 2-call Beaten Lengths: 0
 Final Beaten lengths: .25

Either we're getting older or handicapping is getting simpler.
 Since it is so simple with ULTRASCAN, YOU figure Ms Vera Bee
 off her last race and WHY ZANTHE from the race of May 11th. If
 you want to practice the Route-Sprint internal fraction
 procedure again, also do WHY ZANTHE'S race of May 19th.

Let's hope your read outs closely approximate these:

HORSE # 4 MS VERA BEE	HORSE # 5 WHY ZANTHE-6.5 F
PACE VARIANT..... .28	PACE VARIANT..... .43
3RD FRAC. VARIANT. .100	3RD FRAC. VARIANT. .556
TOTAL ENERGY RACE. 55.7190	TOTAL ENERGY RACE. 55.5680
TOT ENERGY HORSE.. 55.2945	TOT ENERGY HORSE.. 55.2670
COMPOSITE RATING.. 79.9878	COMPOSITE RATING.. 79.9683
TRUE SPEED..... 55.6657	TRUE SPEED..... 55.6510
EARLY PACE RATING. 78.4540	EARLY PACE RATING. 77.3501
SUST. PACE RATING. 75.6967	SUST. PACE RATING. 76.9375
FACTOR W RATING... 69.9388	FACTOR W RATING... 69.9795
PACE SCAN EARLY... 72.5961	PACE SCAN EARLY... 72.4415
PACE SCAN SUST.... 72.2022	PACE SCAN SUST.... 72.3826
ULTRA-SCAN..... 84.5178	ULTRA-SCAN..... 84.5188
ULTRA WITH VARIANT 84.8488	ULTRA WITH VARIANT 85.2290

HORSE # 6 WHY ZANTH INT. FRACS. RTE.	
PACE VARIANT..... .56	
3RD FRAC. VARIANT.-.549	
TOTAL ENERGY RACE. 55.4361	
TOT ENERGY HORSE.. 55.4361	
COMPOSITE RATING.. 80.8095	
TRUE SPEED..... 55.6179	
EARLY PACE RATING. 78.2052	
SUST. PACE RATING. 77.0491	
FACTOR W RATING... 70.2908	
PACE SCAN EARLY... 72.9261	
PACE SCAN SUST.... 72.7610	
ULTRA-SCAN..... 84.9670	
ULTRA WITH VARIANT 85.2563	

INTERPRETATION OF READ-OUTS

There is no interpretation necessary to determine our stand-out number 1 choice. COUNTY KILDARE is clearly best. At one time she was 6 to 1 on the board. Maybe the \$20 each that Ron Bauman and I put on her nose caused the odds to drop. No? I guess not. Fortunately Bob Purdy wasn't there because he DOES bet enough to cause a toteboard downslide. If we are to bet TWO horses to win in this race, which of these will be our second selection? Before we make that decision let's get rid of a few contenders for obvious reasons. We threw out Caucasia because of that long layoff and Silver Princess because her purse-class disparity was too great.

The ULTRASCAN rating by itself is the most important of all. It has a built-in formula that compensates for normal variations in surface, et al. When all the horses are coming from the same track at the same time of year and are of comparable class, ULTRASCAN & VARIANT is a strong indicator. On this day all the horses were coming from different tracks - including the HOLL horse because that was from HOLL BEFORE the track was completely revamped. The next most important rating is COMPOSITE RATING. In keeping a BROHAMER regression model, SCAN EARLY and LATE are significant measurements of what is Winning at a given track at a given time. Pace of the Race tells us what kind of contention was involved in the Past Performance race, Pace of The Horse tells us how well our contender did AGAINST that pace.

Study the sorted rankings on the following page.

WHY ZANTHE, from three races back, it's last GOOD effort, is our second choice. But I did go a long way back to get the rating. This influenced my betting. So my final wager was WIN PLACE on County Kildare and Place and Heavy to SHOW on Why Zante. County Kildare won and Why Zante Showed (\$4.00. It took Southern California Edison Stock two years to equal that performance) The Class Horse of the two Morning Line Favorites, Ms Vera Bee, placed. But at \$3.80, with her figures, she was not as solid an investment as WHY ZANTHE. You will find show opportunities like this every day. Capitalize on them. The Fall meet at Hollywood Park required that horses have a good Early AND late energy pattern.

You will note in reviewing the following sorted rankings that COUNTY KILDARE, the 5+ length winner, and WHY ZANTH ranked 1 and 2 in both Early and Sustained Pace Scan. It is also interesting to note that had we thrown out Fancy I.Q on the basis of her low purse ranking, Ms Vera Bee would have been the next choice. But hindsight is not necessary when you can get three payoffs for four wagers.

County Kildare: bet 20 win, \$40 place: Return: \$146.

Why Zante: \$20 place. \$40 Show. Return: Place: out. Show \$80. Total investment: \$120

Total return: \$ 226 Net: \$106

PERCENTAGE OF RETURN PER ONE DOLLAR: 88.3%

Try getting even THAT (small a) percentage return in the Stockmarket - or Real Estate or any other so-called legitimate investment.

.....But as Al Jolson used to cry. "You ain't heard nothin' yet!"

SORTED PACE SCAN EARLY

73.5442	COUNTY KILDARE
72.9261	WHY ZANTH-INT. FRAC. RTE.
72.7220	FANCY I.Q.
72.5961	MS VERA BEE
72.4415	WHY ZANTHE

SORTED PACE SCAN SUSTAINED

73.4341	COUNTY KILDARE
72.7610	WHY ZANTH-INT. FRAC. RTE.
72.3826	WHY ZANTHE
72.2022	MS VERA BEE
72.2018	FANCY I.Q.

SORTED ULTRA SCAN

86.0187	COUNTY KILDARE
84.9670	WHY ZANTH-INT. FRAC. RTE.
84.5947	FANCY I.Q.
84.5188	WHY ZANTHE
84.5178	MS VERA BEE

SORTED ULTRA SCAN WITH VARIANT

85.4601	COUNTY KILDARE
85.2563	WHY ZANTH INT. FRACS. RTE.
85.2290	WHY ZANTHE-6.5 F
84.9257	FANCY I.Q.
84.8488	MS VERA BEE

RELATIVE PURSE VALUE - ALL CONTENDERS

TODAY'S PURSE: 14000

Fancy I.Q.	6,390	--- LOW
County Kildare	16,164	---15% over today
Caucasia	20,500	---46% over but off since March -7+mos.
Ms Vera BEE	19,280	---37% over today
Why Zanthe	17,500	---25% over today
Silver Princess	5,142	---100 LOW only 36% of Today

Before going to the second race on the November 16th card let's review our elimination and wagering strategy in race 1. I can hear some of you saying: "But he said to bet TWO horses per race to WIN!" True. And had we done so at the prescribed 60% of wager on County Kildare and 40% on Why Zanthé, This would have been the result: Total investment \$40

\$24 to win COUNTY KILDARE

\$16 to win: WHY ZANTHE

Return: \$38.80

Profit = \$48. % Per Dollar=120% A bigger percentage on your investment than Ron and I received. But we had fun watching Why Zanthé hang on for show. Had this been an EXACTA Race, boxing our top three after eliminations would have paid off.

This brings us to the importance of the eliminations we made. If you would NOT have eliminated Silver Princess on the basis of her previous competition level than you should reconsider your values in this area. Her biggest win came in a \$4,000 allowance race. Ms Vera Bee showed Oct.3rd in a \$27,000 allowance race. County Kildare WON a \$40,000 Clmng. race, a \$17,000 allowance race and came in 4th in a Handicap Race. Why Zanthé won at \$40,000 clmng. Admittedly Class as measured by claiming value no longer holds the importance it once did, but SILVER PRINCESS' deficiencies are TOO much. Beside which, in her last race, she was eased after a good start against better. I suspect she broke down under the pressure. Confirming my suspicions was her last place finish in her Nov. 16 race.

In the case of CAUCASIA class was not the problem. She earned her figures NOT from the total effort of her last race-seven and one-half months ago, but from the fast internal fractions in that race. These indicated she was ready THEN to go into a sprint. Since she did not, she was almost certain to lose that edge after being away so long. The only possible race we could use with her - if you insist on keeping her in- would be the 6.5 furlong SPRINT of March 21. Here is a read-out of that effort:

HORSE # 1 CAUCASIA

PACE VARIANT.....	1.1
3RD FRAC. VARIANT.	1.03
TOTAL ENERGY RACE.	54.8396
TOT ENERGY HORSE..	54.6600
COMPOSITE RATING..	78.8875
TRUE SPEED.....	55.1413
EARLY PACE RATING.	75.9449
SUST. PACE RATING.	77.8091

FACTOR W RATING...	69.6318
PACE SCAN EARLY...	71.8190

PACE SCAN SUST....	72.0853
ULTRA-SCAN.....	83.7969

This would rank her LAST. While on the subject on analysis, take a look at that race and you know instantly why her trainer put her into a route next trip. She was lagging back early in that 6.5 furlong race AND in the previous race of 6 furlongs: off 9 and 9.5 lengths. To correct this a route was prescribed with instructions to get her to the lead against the slower starters. Such training techniques are easy to spot.

YOU should practice sorting them out from reading the FORM. In Caucasia's case, even after the long layoff, the strategy failed. In the Nov. 16th race she started slowly, was 9+ lengths back at the half and then, in typical fashion, made a closing effort. Too little, too late. This filly has TWO wins in her current record-BOTH coming from 9+ lengths off the pace-at final Pace of Race fractions of: 50.92 and 49.25. There was NO WAY she had a chance against today's contention where the SLOWEST final fraction was 51.36! Use your f/p/s tools, they will tell you almost anything you want to know about the contention in any race where each horse has a sufficient number of past performance lines.

Only in Caucasia's internal fraction from the March 30th mile did she show a proper velocity balance between the pace of the 2nd call and final fraction. Half mile:57.20. 3rd Frac. 52.75 This is why she may have done well had circumstances permitted a Sprint Right AFTER the March 30 race.

Ron and I both eliminated Fancy I.Q as well, despite it being the favorite with a regular workout pattern. I would not expect EVERYONE else to take such a bold step. But to help you toward that end, observe where she won: My favorite track, Playfair in Spokane, Washington. I love it but it's extremely cheap. Now you realize why she has a purse value of only \$6000. Playfair is almost as cheap as Caliente. Granted she finished second last out at Santa Anita. But she failed to hold her lead against a 52.80 f/p/s final fraction. THE AVERAGE final fraction for 6 furlong winners at Santa Anita in October of 1984, was 53.01. Fancy I.Q.'s final fraction in that race was:

51.40 'Nuff said.

THE CLASS FACTOR WHAT IS IT? HOW TO USE IT

I read, with considerable amusement, articles and letters from contributors to various turf journals, about the alleged ineffectiveness of Average Purse Value as a barometer of class. These well meaning individuals are obviously confused over HOW to utilize APV. They seem to think that because the contender with the HIGHEST (#1) APV doesn't win most of the races that the whole concept is invalid.

The average horseplayer - including the average THINKING horseplayer, seems to deal only in terms of ONE-One horse. One rating. One single factor. Whatever.

We deal in clusters of three or four and then by compounding positive factors, make our critical decisions. We do this because it works. It is pragmatic. It is not theoretical. We have no time for theory because our sole purpose is winning at the races. Winning. Not losing less or breaking even. Not sitting by the fire doodling on old Racing Forms. When I say WE, I am including YOU. If you're not involved with the Methodology to win money then you have an expensive hobby. So, let US review the information gained from the handicapping and analysis of over 25, 000 races regarding CLASS in terms of earnings and purse.

<u># of Races</u>	<u># of researchers</u>	<u>Locations</u>	<u># of tracks</u>	<u># Years</u>
25,438	32	Large-small East, NE, South, Mid- West, West Coast Canada-Mex.	51	10

CLASS FROM EARNINGS STUDY

A number of excellent research reports have been published on the subject of CLASS as measured by some aspect of earnings. Dr. William Quirin's WINNING AT THE RACES and John Meyer's T.I.S CLASS REPORT, are two of the best. In their studies they applied their testing criteria to EVERY horse in every race without regard to its chances. In our own studies we rated ONLY those horses whose Pace Rankings made them serious contenders. Since ours is such a selective approach the results would have no value to a mass market but are extremely valuable to those using the methodology as the basis of their handicapping.

TOP SIX FACTOR W HORSES ONLY Earnings based on current year with 6 starts. Fewer than 6 starts - two years.

<u>CATAGORY</u>	<u>RANK #1</u>	<u>RANK #2</u>	<u>RANK#3</u>	<u>IN TOP 3</u>	<u>IN TOP 4</u>
<u>Earnings per Start</u>	21%	22%	17%	60%	67%
<u>In The \$ finish %</u>	26%	21%	16%	63%	68%
<u>* AVE PURSE VALUE</u>	13%	22%	32%	67%	74%
<u>**Purse Value equal to or HIGHER than Today's PURSE</u>	-	-	-	81%	89%

* Purse value based on .55 Win .225 Place .15 Show. Arbitrary numbers to reduce inflationary results.

** When APV was earned without a win, a win (.55) was inserted. Again, to reduce inflationary results.

ULTRASCAN AND CLASS PURSE VALUE % FACTOR ---

We must not be deluded into thinking that combining the #1's in the 3 catagories would give us 60%. There were ties and quite a few overlaps. In the Basic Phase III Methodology we provided a formula for combining the first three catagories into a class adjustment figure that could be added to the appropriate ratings. The Top 4 class rated horses by PHASE III measurements won 71% of the races. The TOP 4, 82% of all races. The problem is that many of these races were not good investments because of low odds since the public uses earnings figures, too.

While the top 4 COMBINED class horses did not produce a bounty of long shot winners, (mutuels over \$12) employing the factor of PURSE VALUE EQUAL TO OR HIGHER THAN TODAY'S PURSE, did.

It also has proved to be the best eliminator of bad-risk horses. It is equally potent at Major and Minor tracks. Many clients playing the cheaper tracks thought at one time that Purse Value had no meaning at their track. They reasoned that to be so because the purses were so small. The fact of the matter remains that it is all relative. A horse who has been running for purses equal to or higher than \$3,000 at Fairmount Park is, to the FP bettor, just as potent as a Santa Anita horse whose purse value is equal to or better than today's \$25,000 purse.

OF the five winners that we had on November 16, FOUR had APV's exceeding the purse of their race. The fifth, John The Tough, had the 2nd Highest In The Money Finish percent = 58.82%, and the VERY HIGHEST WIN percent = 29.4%

SORTED PURSE VALUE CLASS ADJ. % PURSE VALUE OVER TODAY'S PURSE

JO BE BOLD	+ 41%
CNTY KLDARE	+ 29%
JOHN THE TOUGH	+ - 0 - (59% LTM - 30% WIN)
SIR EDGAR ALLAN	+ 10%
CAPTAIN DOUELE	+ 10%

You might want to put the winners in your circuit to a similar test. Then try it on horse that Placed. I think you will find the results quite edifying.

_____0_____

Since the Ultrascan Program is so sensitive to adjustments, we enter NO CLASS ADJUSTMENT whatsoever into the Ratings. Instead, the user receives a read-out of each contender's Purse Value relative to today's purse. Clients who enjoy the highest win percentages use Purse Value more as an eliminator than as a selector. But when they note a contender with reasonably good Pace Ratings that has been running for purses far in excess of today's, it is viewed as a red flag in front of a Bull.

If at your track you find that horses whose purse values are not within a certain percentage of today's purse are NOT WINNING, let this fact be your guide in eliminating otherwise tempting animals. Doing Purse Value adjustments on a full week's card will reveal enough information. Enter the earnings figures for the Winners and Placers. You will be FAR AHEAD for the effort. ♦

In handicapping the HOLLYWOOD races on November 16th, Ron Bauman and I refused to eliminate the two \$60+ winners because of their suspiciously high class ratings relative to their odds. Had their odds been lower we would have relegated them to distant third choices based on their TOTAL PERFORMANCE ratings. But we NEVER let a third choice go off at anything like 30 to 1 without SOME MONEY on it. In those two races the favorites were at 1.40 and .90 to 1 respectively. When a horse has a purse figure exceeding today's purse we pay less attention to recency and last race. The HIGHER the class the farther back you can go for a pace line. You will get burned on occasion but you will get long shots as well.

Incidentally the APV's of the favorites in those two races were: Canthā, .22 over, Attack, .10 UNDER.

The WINNERS APV'S were: 41% and 10% OVER!

Ms. Vera Bee

Own.—Hall J		116	Tr.—Mitchell Mike		\$32,000	1983	2	1	0	0	\$7,150
			Lifetime		13	2	1	2	\$27,395		
28Oct84-4SA	6f :22 :453 1:103ft	4 116	31 41 42 33 3	Valenzuela PA2	32000	81-17	Joni U. Bar, Fancy I.Q., Ms. Vera Bee 7				
17Oct84-9SA	1 1/2 :463 1:112 1:442ft	2 117	34 34 44 51 2 3	Black K7	25000	66-18	Chorlita Queen, Bon Nui, Kissing Girl 1				
30Oct84-7SA	1 1/2 :46 1:113 1:373ft	29 117	1st 2nd 2nd 34 1	Black K1	27000	75-18	Stemware, Spring Loose, Ms. Ver Bee 1				
† 30Oct84—Disqualified and placed sixth; Veered out at 1/8											
24Sep84-10Pom	6f :213 :444 1:104ft	4 120	31 43 54 61 1	Pedroz MA2	15000	88-19	My Donna B., P.C.'s Fancy, Fan Club				
26Aug84-4Dmr	6f :222 :453 1:102ft	23 116	31 23 23 21 3	Pedroza M A5	35000	84-13	Uplifting, Ms. Vera Bee, Cecile				
17Aug84-3Dmr	7f :222 :444 1:224ft	34 118	32 32 45 48 1	Lamance C2	50000	—	Popur Ldy, Secret Reveng, Hti Wing				
25Jly84-7Dmr	6f :221 :45 1:094ft	20 122	64 69 612 613	Garcia J A5	19000	75-09	I'm Rilly Smokin, Hucklberry Honey, Bjm				
25Jly84—Bumped start-wide											
2Jly84-9PIn	5f :22 :45 1:033ft	8 114	44 34 23 1 1	Ramirez O3	13000	94-09	Ms. Ver Bee, Frostie Shds, Shdy Hostss				
14May84-10Fno	6f :221 :451 1:094ft	25 117	54 64 78 71 3	McGurn C1	Yosemite	77-16	Tiny Blde, Plum Quick, No More Blues				
14May84—Run in divisions											
24May84-3Hol	6f :214 :45 1:164ft	6 114	2 56 613 614	McCrn CJ1	20000	72-18	Don B.'s Damsel, La Siega, Marilyn Ja				
Nov 13 SA 3f m :372h		Nov 7 SA 3f m :354h		Sep 21 SA 4f m :492h							

Why Zanthé

Own.—Friendly E		116	Tr.—Hartstone George D		\$32,000	1984 11 2 1 0 \$24,42	
			Lifetime 44 6 10 6 \$137,075			1983 11 1 4 2 \$45,56	
11Jly84-9Hol	1 1/2 :464 1:111 1:364ft	4 116	31 611 720 8183	McCron CJ10	50000	63-21	Social Whirl, Criskin' N Meri, Earliest
23Jun84-9Hol	1 1/2 :462 1:114 1:433ft	9 116	34 66 612 614 3	Dihoussy E5	24000	62-18	Rdy Fr Lck, Clr As Crystl, Ky Tlh Mnstr
6Jun84-5Hol	1 1/2 :47 1:111 1:424ft	2 116	23 33 53 73	Black K3	80000	82-14	Dollar Darling, About Sunset, Bullion
3Jun84—Checked at 6:12							
19May84-3Hol	1 1/2 :471 1:113 1:432ft	3 116	11 12 13 15 3	Black K1	40000	78-17	Why Zanthé, Earliest, Funny Tumble
19May84—Lugged out 7/8							
11May84-5Hol	5f :221 :45 1:164ft	17 116	623 56 44 72	Black K7	32000	84-18	Fair Melissa, Why Zanthé, Doll Drum
4May84-5Hol	7f :221 :454 1:233ft	24 116	11 11 12 1 1	Black K7	25000	79-18	Why Zanthé, Out Of Socks, Orint Chmr
17Mar84-9SA	1 1/2 :47 1:114 1:452ft	10 116	64 56 46 51 1 1	Meza R Q5	25000	63-17	Fresno Canyon, Knit Two, Fair Melissa
3Mar84-3SA	1 1/2 :47 1:114 1:451ft	3 116	2 43 52 55 3	Hawley S3	32000	69-14	Finl Assult, Golden Grnd, Bronze Mrkt
9Feb84-5SA	6f :213 :45 1:111ft	3 116	98 101 101 102 89 3	Fell J10	40000	72-17	Dys Of Glory, Goldn Grnd, Trppr's Lov
9Feb84—Wide final 3/8							
26Jan84-9SA	1 1/2 :471 1:121 1:452ft	15 116	43 87 611 612 3	Meza R Q3	40000	61-19	Doll Drm, Rngg Storm, Nrdc Prncss
26Jan84—Broke in tangle, bumped, bobbled after start							
Nov 10 Hol 5f m 1:03h		Oct 31 SA 5f m 1:002h		Oct 25 SA 5f m 1:002h		Oct 19 SA 4f m :507h	

*Silver Princess

Own.—Custer—Edwards—Santora		1115	Tr.—Marquez Alfredo		\$32,000	1983 26 4 5 4	\$11,2
		Lifetime		52 11 9 7	\$44,463		
2Nov84-5SA	1 1/2 :461 1:113 1:444ft	34 118	1st 2 1/2	612 823	Black K6	32000	54-17 Choriita Queen, Justificante, Cedarl
2Nov84—Eased final 1/16							
7Oct84-9AC	6f :222 :443 1:094ft	5 118	11 11 11 1st	EsciGS6 Ryl Palm H 90-17 SilvrPrncss, Momnt's Hppnss, Wdlyn			
30Sep84-9AC	6f :222 :454 1:10 1:363ft	1 112	1st 1st 2nd 34	Enriquez H6 AW4300 86-13 LecCmisole, Woodlynn, SilvrPrncss			
23Sep84-10Pom	6f :214 :454 1:111ft	5 1145	34 54 67 59 1	Dominguez RL7 20000 79-18 GldnBnrr, Mjsty's Prms, I'mGnggtv			
17Sep84-11Pom	6f :223 :483 1:163hy	31 114	1 2 68 61 83	Estrd Jr7 PtoPico 43-55 Earliest, RumpusAhd, Crimsn Cme			
12Aug84-9AC	6f :222 :45 1:091ft	4 118	1st 2nd 34 48 1	CstnnA6 Smr Wd H 84-12 Momnt's Hppnss, Doon's Ldy, LvrRvvo			
25Jly84-9AC	6f :222 :443 1:091ft	3-2 112	1 1 12 12	Enriquez H1 AW4500 93-10 SilvrPrncss, GoodAsGrn, Doon's LdQ			
1Jly84-9AC	6f :222 :443 1:083ft	3 116	1st 1st 21 24	Enrquz H6 Tijuana H 92-12 Momnt's Hppnss, SilvrPrncss, TotSE			
15Jun84-10AC	6f :214 :441 1:09 ft	4 118	43 21 21 53 1	Ruiz F9 Margrta H 91-10 Mtchpny, Mill's Nn, Momnt's Hppn			
27May84-9AC	6f :222 :444 1:10 ft	1 106	3nk 1 1 11	Ruiz F5 AW4800 89-14 SilverPrncss, SculrSid, GoodAsGr			
Oct 27 LA 6f m 1:14h							

2nd Hollywood



6 FURLONGS. (1.09%) CLAIMING. Purse \$3,000. Fillies and mares, 3-year-olds and upward. Bred in California. Weights, 3-year-olds, 120 lbs.; older, 122 lbs. Non-winners of two races since September 1 allowed 3 lbs.; a race since then, 6 lbs. Claiming price \$12,500.

Coupled—Minerva and Shigumi.

Jo Be Bold

Own.—Dial Racing Stable		116	Tr.—Walters W C		\$12,500	1983 16 0 5 4	\$17,328
			Lifetime 25 1 6 7 \$21,928				
* 10Nov84-9AC	6f :223 :444 1:084ft	10 113	21 21 21 45 1	Navarro V3	5000	89-12	Momnt'sHopnss,NotASlwr,SurfIn Cl 6
17Feb84-1SA	6f :214 :451 1:104ft	74 114	108 912 1012 912	Delgdllo C1	10500	72-17	BunchABnk,Cndy'sVlntr,SociWhrl 12
26Jan84-2SA	6f :22 :451 1:104ft	11 114	62 55 66 69 1	Delgdllo C7	10000	74-19	B.Invincible, GiftOfGb,BunchABunk 8
* 25Nov83-2Hol	6f :224 :464 1:13 gd	3 114	53 54 55 45 1	Lipham T8	12500	66-28	A Big Kiss, Figurehead,GoldCounty 9
* 17Nov83-2Hol	6f :222 :454 1:111ft	36 113	63 45 44 34 1	Pedroza M A4	14000	77-22	Canthe, Irish Betty, Jo Be Bold 11
1Nov83-9LA	7f :221 :463 1:244gd	9 114	64 77 713 721 1	Ortega L E10	12500	64-17	Phil's Honey, RisingYukon,Steelit 10
1Nov83—Wide 1st turn							
24Oct83-8LA	6f :204 :453 1:18 ft	7 112	69 46 710 57 1	Ortega L E3	16000	80-14	LtNghtWomn,CorgosCnn,CsnStey 10
15Jly83-9Sol	6f :222 :452 1:103ft	4 114	73 56 52 2 1	Winick D6	16000	90-12	D.B.B.'sDrn,JoBBold,ExcitvClim 10
15Jly83—Bumped break							
6Jly83-7PIn	6f :223 :453 1:114ft	7-5 114	44 34 24 44	Lamance C6	15000	81-16	OnlyOneDy,PrsntTns,OutOfThQuick 6
23Jun83-2GG	6f :222 :46 1:113ft	6 114	42 31 21 21 1	Lamance C2	15000	79-18	Distant Note,JoBeBold,Barb'sFleet 8
23Jun83—Lacked room 1/4							
Oct 29 AC 6f m 1:114h		Oct 23 AC 5f m :59h		Oct 18 AC 6f m 1:132h		Oct 3 AC 6f m 1:132h	

5,746

Lora Vee

Own.—Mann-Noren-Warren

117

B. f. 3, by Figonero—Sparkling Tribute, by High Tribute

Br.—Mann & Noren (Cal)

Tr.—Wickliffe Montie G

\$12,500

1984 18 3 2 3

\$14,365

Lifetime	18	3	2	3	\$14,365
30Oct84-7LA	7f	:214	:451	1:242ft	24 114
26Oct84-9LA	1 $\frac{1}{2}$ f	:46	1:124	1:452ft	21 114
26Oct84—Bumped stretch					
90Oct84-11Fno	6f	:222	:462	1:113ft	*7-5e 114
24Sep84-8Pom	1 $\frac{1}{2}$ f	:482	1:142	1:482ft	3 $\frac{1}{2}$ 114
24Sep84—Forced wide 1/2					
14Sep84-6Pom	1 $\frac{1}{2}$ f	:483	1:132	1:464ft	12 117
25Aug84-7AC	1	:472	1:113	1:372ft	*8-5 109
25Aug84—Lost whip at 1/8					
24Jly84-10SR	6f	:223	:454	1:112ft	5 113
11Jly84-8Sol	6f	:222	:454	1:12 ft	30 114
11Jly84—Bumped break					
23Jun84-5Pin	6f	:224	:451	1:103ft	9 $\frac{1}{2}$ 113
13Jun84-5GG	6f	:221	:452	1:11 ft	6 $\frac{1}{2}$ 114
Nov 8 SA 4 $\frac{1}{2}$ sy :512h Oct 24 SA 4 $\frac{1}{2}$ sy :514h Sep 22 Pom 4 $\frac{1}{2}$ ft :444h					

Dk. h. or br. m. 5, by Fleet Velvet—Gunnagetit, by Promulgation

Br.—Greer Carlene (Cal)

Tr.—Goodwin Floyd C

\$12,500

1984 25 2 2 3

\$28,006

I'm Gunnagetit

Own.—Phillips Dr T E & Carol

116

Lifetime	49	4	6	6	\$51,519
5Nov84-7LA	6f	:221	:453	1:111ft	17 116
27Oct84-9LA	6 $\frac{1}{2}$ f	:221	:47	1:18 ft	4 114
19Oct84-3SA	6f	:22	:452	1:103ft	34 115
5Oct84-1SA	6f	:221	:452	1:11 ft	3 $\frac{1}{2}$ 116
23Sep84-10Pom	6f	:214	:454	1:111ft	17 114
16Sep84-10Pom	6f	:221	:473	1:163m	20 116
29Aug84-9Dmr	1 $\frac{1}{2}$ f	:471	1:114	1:45 ft	20 116
22Aug84-10Dmr	6f	:222	:46	1:11 ft	24 116
12Aug84-10Dmr	7f	:222	:454	1:243ft	48 116
12Aug84—Bobbled start; lugged out, wide					
1Aug84-10Dmr	6 $\frac{1}{2}$ f	:222	:46	1:18 ft	17 116

Piquantly

Own.—Guidotti R L

116

Dk. h. or br. f. 4, by Impressive—Seeme, by Berseem

Br.—Bell R (Cal)

Tr.—Guidotti Raymond L

\$12,500

1984 11 1 0 1

\$7,780

Lifetime	23	1	2	3	\$13,120
8Nov84-1Hol	6f	:223	:463	1:123ft	9 $\frac{1}{2}$ 116
23Oct84-7LA	6f	:222	:46	1:11 ft	28 114
4Oct84-5SA	6 $\frac{1}{2}$ f	:213	:442	1:164ft	151 118
17Sep84-6Pom	6f	:23	:49	1:182hy	19 117
15Aug84-10Dmr	6 $\frac{1}{2}$ f	:221	:453	1:182ft	15 116
15Aug84—Eased in stretch					
11May84-10Fno	5 $\frac{1}{2}$ f	:22	:452	1:043ft	19 117
3May84-7GG	6f	:221	:451	1:112ft	21 114
3May84—Broke in air					
11Apr84-5GG	6f	:221	:444	1:10 ft	18 113
20Feb84-4GG	6f	:223	:47	1:122ft	9 $\frac{1}{2}$ 114
2Feb84-18M	6f	:231	:462	1:113ft	4 $\frac{1}{2}$ 114
2Feb84—Bumped break					
Oct 1 Pom 4 $\frac{1}{2}$ ft :422h					

Canthe (FAVORITE)

Own.—Sinclair Thoroughbreds

122

Ch. f. 4, by Zantho—Carape, by Pipote

Br.—Ritt M (Cal)

Tr.—Shulman Sanford

\$12,500

1984 19 5 1 1

\$39,250

Lifetime	30	9	2	2	\$68,150
8Nov84-1Hol	6f	:223	:463	1:123ft	*9-5 119
31Oct84-9SA	1 $\frac{1}{2}$ f	:482	1:114	1:431ft	16 114
31Oct84—Bumped start					
19Oct84-3SA	6f	:22	:452	1:103ft	20 118
19Oct84—Bobbled start, steadied at 1/2					
7Oct84-1SA	1 $\frac{1}{2}$ f	:46	1:11	1:431ft	6 $\frac{1}{2}$ 118
9Sep84-2Dmr	1	:452	1:104	1:38 ft	3 $\frac{1}{2}$ 116
17Aug84-9Dmr	1 $\frac{1}{2}$ f	:462	1:112	1:44 ft	*2 $\frac{1}{2}$ 116
12Aug84-9Dmr	1 $\frac{1}{2}$ f	:47	1:112	1:441ft	52 107 $\frac{1}{2}$
4Aug84-4Dmr	6 $\frac{1}{2}$ f	:222	:452	1:172ft	14 114
4Aug84—Broke in a tangle, bobbled at start					
26Jly84-9Dmr	1 $\frac{1}{2}$ f	:462	1:111	1:432ft	22 116
13Jly84-5Hol	6f	:221	:45	1:104ft	2 $\frac{1}{2}$ 118
Oct 28 SA 3 $\frac{1}{2}$ ft :35h Oct 15 SA 4 $\frac{1}{2}$ ft :473h Sep 27 SA 5 $\frac{1}{2}$ ft 1:013h Sep 13 SA 5 $\frac{1}{2}$ ft 1:021h					

Princess Dyna

Own.—Merrill Mr.—Mrs W H

119

Dk. b. or br. f. 4, by Royal Dynasty—Aegean Princess, by Aegean Isle

Br.—Merrill W H (Cal)

1984 5 1 0 0

\$5,158

Tr.—Fanning Jerry

\$12,500

1983 5 M 3 0

\$1,910

Lifetime 10 1 3 0 \$13,058

31Oct84-3SA	1	:454	1:11	1:384ft	5	116	68 79	75 74 74	Olivares F4	12508	63-19	DuchessPetrone,HiRiseMandy,A	7
31Oct84—Wide into stretch, lost whip at 1/8													
17Oct84-3SA	6f	:221	:452	1:112ft	13	121	52 44	44 53 53	Meza R Q3	12509	77-18	Small Habit,PineForGold,TheBa	11
28Sep84-9Pom	6f	:212	:444	1:11 ft	14	116	77 81 81	81 81 81	Harmon B D	Aw17000	71-16	LoveToRce,ThrForTwo,NordicS	12
28Sep84—Stumbled at start, wide 1st turn													
20Sep84-4Pom	6f	:214	:454	1:131ft	*2-3	118	78 46	31 13 13	Olivares F5	132000	78-19	PrincessDyn,Jonzee,MissOrgoni	12
20Sep84—Wide 1st turn													
9Aug84-20mr	6f	:223	:462	1:183ft	4	122	84 65	410 411 411	Olivares F11	132000	—	TrelwneyBelle,TrulyFncy,Destin	12
9Aug84—Wide 3/8 turn													
10Nov83-4SA	6f	:214	:451	1:191ft	3 1/2	118	35 35	21 21 21	Olivares F4	132000	73-21	FeatherLrk,PrincessDyn,Gimori	12
21Oct83-2SA	6f	:22	:46	1:12 ft	5 1/2	118	64 42	44 22 22	Olivares F1	132000	75-20	Nlee'sStinger,PrincessDyn,D.B.	12
21Oct83—Bobbled start													
20Oct83-4Pom	5f	:24	:503	1:054m	3-2	114	55 46	31 2nd	Mena F2	132000	62-53	ByeByeLov,PrincssDyn,Spottd	12
7Sep83-40mr	6f	:224	:462	1:12 ft	*3	117	74 57	76 65	Olivares F7	132000	73-19	CutissBeuty,Nlee'sStinger,Poss	12
12Aug83-6Dmr	6f	:222	:453	1:111ft	3 1/2	115	76 62	61 61	Estrada J C	132000	71-24	FleetN'Irish,GoldnTol,ChinOfG	12
Nov 7 SA	5f	1:011h											
Oct 24 SA	4f	:474h											
Oct 12 SA	5f	1:001h											

Rising Yukon

Own.—Auerbach J S

119

Dk. b. or br. f. 4, by Yukon Trail—Lita's Rising Star, by Rising Market

Br.—H A S Stable (Cal)

1984 14 4 1 3

\$24,537

Tr.—Mulhall Richard W

\$12,500

1983 16 2 3 3

\$22,853

Lifetime 42 9 4 8 \$71,185

3Nov84-9LA	6f	:222	:454	1:112ft	*1-2	117	52 65	35 37 37	Olivares F3	10000	81-11	Eurydice, Rabona Bye,RisingYukon	9
23Oct84-7LA	6f	:222	:46	1:11 ft	2 1/2	114	31 31	13 12	Olivares F3	12500	90-15	RisingYukon,AxeThOdds,Piquently	10
24Sep84-12Pom	6f	:214	:453	1:112ft	*3-2	116	67 67	710 54	Pedroza M A	12500	79-19	PineForGold,RuthSun,PyramidHigh	7
16Sep84-6Pom	6f	:223	:471	1:143sy	9-5	116	32 32	32 31 31	Pedroza M A	12500	69-40	ThOnlyWyOt,Trrsto'sPzzz,RsngYka	6
12Aug84-10mr	7f	:222	:454	1:243ft	4 1/2	117	53 87	77 810	Pincay L Jr	20000	—	SecretEagle,Gimorice,ColleenCrig	10
20Jly84-7Hol	7f	:214	:451	1:233ft	*8-5	117	32 43	11 15	Pincay L Jr	12500	79-22	RisingYukon,PyramidHigh,WinBold	12
5Jly84-2Hol	6f	:221	:453	1:183ft	7 1/2	118	119 1012	67 22 22	Pincay L Jr	12500	75-23	SecrtEgl,RisingYukon,AxlImpressiv	12
20Jun84-3Hol	6f	:22	:452	1:103ft	9 1/2	115	85 77	49 47 47	ValenzuelPA3	12500	76-19	Gitneri,D.W.'sDrem,Terresto'sPzzz	12
7Jun84-1Hol	6f	:214	:444	1:173ft	8 1/2	115	52 65	55 56	VlenzulPA2	16000	76-16	Vivaciously, Maraca,AxlImpressive	10
16May84-1Hol	6f	:222	:452	1:111ft	6 1/2	116	119 1113	1012 75 3	DelhoussyE1	12500	75-18	Canthe, Naalee's Stinger, Maraca	12
16May84—Wide into stretch													
Nov 12 Hol	4f	:482h											
Oct 6 Pom	4f	:51h											

Lucky Kay R.

Own.—Brown R

1145

B. m. 5, by Run of Luck—Forestview, by Hill Rise

Br.—Schaps H T (Cal)

1984 10 2 2 2

\$19,508

Tr.—Keeba Paul

\$12,500

1983 9 1 3 1

\$19,040

Lifetime 29 5 5 4 \$55,323

5Nov84-7LA	6f	:221	:453	1:111ft	9-5	115	56	34	37	36 36	Hansen RD7	15000	82-12	DoubleFluff,LQutriene,LuckyKyR.	10
5Oct84-1SA	6f	:221	:452	1:11 ft	*7-5	118	91	1013	1013	98 3	McCrronCJ6	c16000	74-16	Let'sGetRced,BunchABunk,Minrv	10
5Oct84- Bobbled at start, bumped at 5/12															
19Sep84-10Pom	6f	:214	:452	1:111ft	*8-5	116	62	53	21	13 13	Hansen R D1	c16000	88-19	LckyKyR,SpilVctory,FollowMARnd	8
10Aug84-5Dmr	7f	:23	:461	1:244ft	*2	116	42	32	21	12	McCrron CJ6	c12500	—	LckyKyR,Trppr'sLov,FshnKwldg	11
9Aug84-10mr	6f	:221	:453	1:182ft	3 1/2	116	55	47	33	21	McCrrn CJ6	c10000	—	SpryCologne,LuckyKyR,Intntioni	11
19Aug84- Bumped at 1/8															
2Jly84-7Pin	6f	:221	:453	1:111ft	7	116	44	55	57	57 57					

5th Hollywood

1 1-8 MILES
HOLLYWOOD PARK

FINISH START

1 1/8 MILES. (1.51%) CLAIMING. Purse \$12,000. 2-year-olds. Weight, 122 lbs. Non-winners of two races at a mile or over since September 1 allowed 3 lbs.; such a race since then 6 lbs. Claiming price \$20,000; for each \$1,000 to \$18,000 allowed 1 lb. (Races when entered for \$18,000 or less not considered.)

12,000 PURSE

APV 13,150

Lynnwould

Own.—Deerwood Stock Farm

1115

B. g. 3, by Fleet Barbarian—Fanchonette, by Legal Tie

Br.—Dellinger J C (Cal)

Tr.—Mazzone Paul A

\$20,000

1984 16 1 0 3 \$11,835

1983 10 1 1 1 \$8,640

Lifetime 26 2 1 4 \$20,475

27Sep84-10Pom 1 1/8: 474 1:143 1:473ft 81 1105 817 861 551 43 Dominguez R L3 25000 71-23 Edie's Runner, Kvn's Tricks, Court Ac 8
27Sep84—Broke in, bumped, stumbled
19Sep84-9Pom 1 1/8: 481 1:133 1:462ft *21 114 681 68 56 331 Delgadillo C3 16000 76-19 Our Glass, Run The Galaxy, Lynnwould 8
19Aug84-20mr 1 1/8: 454 1:114 1:443ft 81 1175 55 54 44 313 Lozoya D A11 20000 5-17 Edie's Runner, Kvn's Tricks, Lynnwould 12
10Aug84-30mr 1 1/8: 463 1:112 1:433ft 42 1095 712 712 791 67 Lozoya D A5 22500 75-20 Edie's Runner, Bouncng Buttons, Crm Fr 8
10Aug84—Broke slowly
30Jly84-70mr 1 1/8: 461 1:114 1:442ft 20 118 791 641 571 5101 Delgadillo C6 20000 67-22 Whiskawilly, Mscrdo, Kevin's Tricks 10
30Jun84-3Hol 1 1/8: 47 1:114 1:452ft 20 115 — — — — Delgadillo C6 25000 — In A Message, Hi Yu B, Eastern Jo 10
30Jun84—Lost rider; Bobbled start
17Jun84-4Hol 1 1/8: 463 1:12 1:46 ft 57 115 791 55 22 11 Delgadillo C4 20000 65-23 Lynnwould, Son Of Chf, Lovr By Mcky 12
17Jun84—Bumped late
25May84-7AC 1 1/8: 452 1:094 1:351ft 11 967 561 671 57 591 Flores D R4 Aw4000 88-12 Torsion Prince, Makero, Malarkey 7
20May84-3AC 6f :22 :442 1:09 ft 25 114 951 811 641 541 Fuentes A P5 Aw3800 89-11 Swift Reb, Makero, Giveme a clue 9
23Apr84-3AC 6f :223 :453 1:102ft 14 114 68 661 64 76 Fuentes A P7 Aw4000 81-17 Edie's Runner, Light Blue, Light Blue 7
Oct 23 SA 4ft :52 h

Ondale

Own.—Jimenez J

116

Ch. g. 3, by Agitate—Crack'n Rose, by Traveling Dust

Br.—Jimenez J (Cal)

Tr.—Jimenez James

\$20,000

1984 14 1 0 2 \$5,915

1983 5 M 0 0 \$425

Lifetime 19 1 0 2 \$6,340

8Nov84-9Hol 1 1/8: 474 1:13 1:513ft 91 113 541 321 411 31 Garcia J A5 16000 — Galileo, Bombay Bartender, Ondale 5
26Oct84-4SA 6f :217 :442 1:162ft 40 116 813 816 713 441 Lamance C9 16000 80-15 Attack, Blizzard Comin, Orphn's Night 8
12Oct84-1SA 1 1/8: 461 1:104 1:434ft 95 116 412 44 511 7161 Drexler H12 20000 86-19 Emporofthunvrs, BlThBck, Mscrdo 12
12Oct84—Wide 7/8 turn
3Sep84-10mr 1 1/8: 464 1:112 1:441ft 21 116 1020 918 915 818 Castaneda M6 16000 63-18 Lover Boy Mickey, Aens, Propr Dlvry 11
3Sep84—Bumped start
10Aug84-30mr 1 1/8: 454 1:12 1:443ft 49 118 511 531 431 331 Castaneda M3 16000 73-20 Emporofthunvrs, Propr Dlvry, Ondi 8
10Aug84—Crowded at 1/4, wide into stretch
30Jly84-70mr 1 1/8: 461 1:114 1:442ft 81 116 561 771 710 6131 Castaneda M2 18000 64-22 Whiskawilly, Mscrdo, Kevin's Tricks 10
21Jly84-3Hol 1 1/8: 454 1:111 1:461ft 32 118 814 812 715 571 Drexler H5 16000 57-20 Proper Red, Attack, Doctor Jim Ted 8
21Jly84—Wide 3/8 turn
5Jly84-1Hol 1 1/8: 461 1:114 1:452ft 53 118 641 531 67 581 Drexler H7 16000 53-23 Edie's Runner, Doctor Jim Td, Propr Dlvry 8
5Jly84—Wide
30Jun84-3Hol 1 1/8: 47 1:114 1:452ft 50 116 791 913 920 814 Meza R Q10 22500 54-20 In A Message, Hi Yu B, Eastern Jo 10
30Jun84—Lugged in stretch
16Jun84-4Fno 1 1/8: 463 1:114 1:382ft 5 118 541 55 114 11 Landers M4 Mdn 79-15 Ondale, Benny Boomer, Gallnt Artist 10
Nov 6 Hol 4ft :49 h Oct 24 SA 3ft :36 h Oct 18 SA 3ft :39 h Oct 10 SA 3ft :35 h

*Emerald Cut

Own.—Longe I S

116

B. c. 3, by First Amendment—County Emerald, by County Clare

Br.—Achar V (Mex)

Tr.—Velasquez Danny

\$20,000

1984 14 2 3 3 \$31,300

1983 0 M 0 0

Lifetime 14 2 3 3 \$31,300

26Oct84-9SA 1 1/8: 464 1:112 1:434ft 34 1115 531 441 341 49 Dominguez R L4 20000 73-15 Pattern Match, Mingsh, In Nturl Form 8
26Oct84—Jumped track marks in stretch, bobbled badly
17Oct84-2SA 6f :214 :45 1:093ft 12 1125 661 661 461 461 Dominguez R L7 25000 83-18 Volamo, Mister Gennaro, Cold Nose 9
17Oct84—Bumped start
6Oct84-3SA 6f :213 :443 1:094ft 22 1095 881 681 57 44 Dominguez R L3 28000 85-14 tRejctd Suitor, Bowr Song, Crizzo 12
10Sep84-30mr 1 1/8: 462 1:11 1:432ft 10 118 541 814 814 8231 Olivares F5 32000 60-18 Wrd C, Tke A Rest, Emporofthunvrs 8
10Sep84—Eased in stretch
1Sep84-30mr 1 1/8: 461 1:113 1:38 ft *3-5 118 114 11 114 211 McCarron C J3 c25000 78-18 Emporofthunvrs, Emrid CL Trm phntly 8
23Aug84-30mr 1 1/8: 454 1:121 1:442ft *3-2 116 34 214 11 111 McCarron C J9 32000 78-19 Emerid Cut, Trdy Choic, Limston Loui 9
16Aug84-10mr 6f :221 :46 1:11 ft 4 116 34 31 214 211 McCarron C J5 32000 82-16 Most Determined, Emrid Cut, Stbl Eys 12
29Jly84-30mr 6f :223 :454 1:104ft 4 116 311 311 311 311 McCarron C J5 c25000 83-17 Irish Guard, Kings Jester, Emerald Cut 6
15Jun84-5Hol 1 1/8: 464 1:112 1:442ft 9 117 211 33 98 9151 Pincay L Jr3 40000 58-21 Office Seekr, John Th Tough, In A Mssg 9
28May84-2Hol 6f :22 :444 1:17 ft 21 115 411 321 33 111 Hawley S2 M40000 85-19 Emerald Cut, White Cloud, Irish Guard 9
Nov 10 Hol 6f :1:15 h Oct 14 SA 3ft :374 h Oct 1 SA 5ft :1:01 h Sep 26 SA 4ft :493 h

Down The Slope

Own.—Summa Stable (Lessee)

116

Gr. c. 3, by Icecapade—Suzy Creamcheese, by Amber Morn

Br.—Madden P W (Ky)

Tr.—Cross Richard J

\$20,000

1984 6 1 1 0

1983 0 M 0 0

\$7,000

Lifetime 6 1 1 0 \$7,000

(Formerly named Hot and Cold)

31Oct84-8LA	6f:21	454	1:174ft	6-5	117	1st 11	12	13	Mena F1	M32000	88-11	DownTheSlope,LoveBotDoz,Divldo	8
22Oct84-7LA	6f:221	464	1:182ft	23	117	2nd 2nd	2nd	23	Toro F4	Mdn	84-19	Amnothrbrothr,DownThSlop,JryBx	9
2Mar84-2SA	7f:231	46	1:242ft	38	116	743	671	671	Drexler H3	M32000	67-18	Don'tRjctM,CoursngEgl,RchrByFr	12
2Mar84—Bumped at 5 1/2													
16Feb84-6SA	6f:221	46	1:114ft	24	114	893	893	893	Drexler H10	M40000	73-23	Stress, EmeraldCut,NuclearAttack	12
22Jan84-6SA	6f:222	454	1:18 ft	29	113	643	683	793	Hawley S11	Mdn	68-21	Carrizzo, Coopers Hill, River Yang	12
7Jan84-6SA	6f:213	451	1:17 ft	26	118	1012	893	812	Hawley S7	Mdn	72-17	KnownForStyle,RiverYng,Reprite	10
7Jan84—Lugged in, steadied at 1/8													
Nov 10 Hol 5f 1:162h													
Oct 29 SA 3f 1:362h													
Oct 14 SA 5f 1:132h													
Oct 11 SA 5f 1:043h													

John The Tough

Own.—Zamora J

114

Dk. b. or br. g. 3, by Faliraki—Sorcerer, by One for All

Br.—HM—Horse Fm—Pcfa—Siegel (Va)

Tr.—Wilmot William B

\$18,000

1984 17 5 1 4

1983 5 M 0 1

\$23,926

Lifetime 22 5 1 5 \$25,541

2Nov84-9SA	1 1/2:461	1:11	1:431ft	11	114	910	910	714	8163	Olivares F4	M32000	68-17	Emporofthnvr,BlThBck,SityPrnc	10
23Oct84-11LA	1 1/2:471	1:131	1:452ft	23	117	56	23	12	16	Olivares F1	M32000	82-15	JohnTheTough,ProprDlrvy,OurGiss	7
14Oct84-9AC	6f:221	443	1:094ft	23	113	893	893	33	333	Castanon A6	Aw4600	86-19	MasoBlue,GlxRuler,JohnTheTough	8
23Aug84-3Dmr	1 1/2:464	1:121	1:442ft	6	116	733	843	693	7103	Olivares F4	M32000	67-19	EmeridCut,TrdyChoc,LimstonLoui	9
23Aug84—Off stride start														
3Aug84-3Dmr	1 1/2:454	1:11	1:451ft	11	1095	683	911	912	893	Lozoya D A10	45000	64-23	RchrByFr,AmzingSport,IrishS'ggt	10
7Jly84-1Hol	1 1/2:464	1:112	1:442ft	3-2	116	43	44	693	6113	Olivares F6	40000	62-18	IrishS'getti,RoylTenor,LimstonLoui	9
7Jly84—Lugged out														
1Jly84-3Hol	1 1/2:46	1:1011	1:414fm	21	114	812	78	873	84	Olivares F5	Aw22000	86-06	Cerussite,OfficeSeekr,Prontory	12
1Jly84—Veered out, bumped start, carried wide 3/8 turn														
15Jun84-5Hol	1 1/2:464	1:112	1:442ft	33	116	633	543	33	223	Olivares F6	40000	70-21	OfficeSeekr,JohnThTough,InAMssg	9
15Jun84—Crowded at 3/8														
1Jun84-3Hol	1 1/2:464	1:113	1:433ft	5	115	413	32	123	133	Olivares F4	20000	77-24	JohnThTogh,Whskwily,LvrByMcky	9
1Jun84—Veered out, bumped														
20May84-2Hol	7f:22	451	1:23 ft	17	113	853	87	59	38	Olivares F3	18000	76-17	Aficondo,RoylCycle,JohnThTough	11
20May84—Veered out, bumped start, steadied at 3/8														
Oct 8 AC 5f 1:004h														
Oct 1 AC 5f 1:15h														
Sep 21 AC 5f 1:03h														

54.21 < 460

El Peanuts

Own.—Beerson J & Donna

116

Ch. c. 3, by Royal Knight—Moon's Delight, by Turks Delight

Br.—Beerson J C (Wash)

Tr.—Ross Larry

\$20,000

1984 12 3 2 3

1983 3 M 1 1

\$13,551

Lifetime 15 3 3 4 \$14,320

15Oct84-9Lga	1 1/2:474	2:041	2:294m	23e	114	711	683	610	5163	Mills J W2	Inv H	67-21	Allownce,PririeBrkr,Lyon'sShdow	10
6Oct84-9Lga	1 1/2:463	1:11	1:49 ft	9e	114	713	763	653	35	Pruitt J11	5Priteca H	83-16	Speech Test, Take Up, El Peanuts	11
6Oct84—Dead heat														
16Sep84-9Pla	1 1/2:46	1:112	1:511ft	23e	117	963	743	30k	23	MtschbrT12	SpknDbH	88-12	WhidbeyTea,ElPeanuts,Llo'sLthos	12
20Sep84—Dead heat														
15Aug84-9Pla	0 1/2:36	1:36	ft	34	120	673	611	611	5123	Pruitt J4	Aw10800	76-21	ColoneiStevens,OnoBrndt,SpecnTst	7
15Aug84-9Pla	0 1/2:37	1:374ft	ft	42	120	715	711	612	393	Pruitt J8	Aw10800	79-22	Zulu Whiz, Speech Test, ElPeanuts	9
25Jly84-9Pla	1 1/2:123	1:441ft	ft	23e	117	653	633	343	393	MtschbrT8	Pacific H	80-13	RunHomeHoney,Grntrick,ElPeanuts	8
8Jly84-9Pla	0 1/2:47	1:12	1:391ft	34	119	77	65	57	573	Ochoa R3	Inv H	71-22	In Answer,Grant,ck,Aradan'sGray	7
27Jun84-8Pla	5f:224	463	1:184ft	43	120	63	653	31	12	Ochoa R5	Aw2200	81-13	ElPeanuts,KingofTart	7
9Jun84-10Pla	1:50	1:171	1:454m	12	115	57	44	33	223	Ochoa R5	Aw1800	91-12	ElPeanuts,KingofTart,sn	7
Nov 11 Hol 5f 1:021h														
Nov 5 Hol 5f 1:034h														

Mascarado

Own.—Malorus A

116

Dk. b. or br. g. 3, by Hold Your Peace—Chicanery, by Pretense

Br.—Pennbrook Farm (Ky)

Tr.—Sadler John W

\$20,000

1984 12 1 2 2

1983 2 M 0 1

\$17,275

Lifetime 14 1 2 3 \$19,525

7Nov84-9Hol	1:452	1:101	1:371ft	16	117	813	915	993	873	Black K1	25000	—	InNaturalForm,WoodLake,Sibilate	9
7Nov84—Broke slowly														
12Oct84-1SA	1 1/2:461	1:104	1:434ft	11	114	1218	718	618	310	Ortega L E2	c18000	72-19	Emporofthunvr,BlThBck,Mscrd	12
12Sep84-10mr	1 1/2:461	1:113	1:451ft	12	114	1017	1011	53	21	Ortega L E2	18000	73-17	Ray Priddy, Mascarado, PeerPride	10
12Sep84—Bumped, steadied after start, wide into stretch														
19Aug84-2Dmr	1 1/2:464	1:114	1:443ft	83	115	1216	911	763	633	Ortega L E3	20000	74-17	Edi'sRunnr,Kvn'sTrcks,Lynnould	12
19Aug84—Bumped start														
30Jly84-7Dmr	1 1/2:461	1:114	1:442ft	10	116	916	873	443	223	Ortega L E4	20000	75-22	Whiskawily,Mscrd,Kevin'sTricks	10
15Jly84-3Hol	1 1/2:464	1:104	1:433ft	15	115	913	917	913	993	Ortega L E7	28000	67-15	MikesClico,InNturiForm,GrimeFree	9
30Jun84-3Hol	1 1/2:47	1:114	1:452ft	19	118	914	812	511	453	Ortega L E3	25000	62-20	In A Message, Hi Yu B, EasternJo	10
23May84-4Hol	1 1/2:464	1:122	1:46 ft	33	115	913	67	513	12	Ortega L E3	M32000	65-19	Mscrd,CissyMonte,JustForChrie	12
9May84-6Hol	1 1/2:47	1:114	1:454ft	21	115	1011	911	711	333	Ortega L E3	M32000	62-19	LoverBoyMickey,Princvill,Mscrd	11
9May84—Wide 3/8														
28Apr84-2Hol	1:48	1:131	1:392ft	17	115	812	710	583	463	Ortega L E7	M32000	62-19	ProperRed,RunTheGr	8
Nov 4 SA 5f 1:02h														
Oct 24 SA 4f 1:49h														
Oct 9 SA 5f 1:002h														
Oct 4 SA 6f 1:163h														

***Run The Galaxy**

Own.—Score St-Cale-Liebaw-Tuerk

114

Gr. g. 3, by Run the Gantlet—Galaxy Scorpio, by Saritamer

Br.—Donnelly Mrs G (Ire)

Tr.—Jordan James

\$18,000

1984 16 2 3 3

\$28,588

1983 9 M 1 2

\$8,878

Lifetime	25	2	4	5	\$37,466				
2Nov84-9LA	1 1/2	453	1:12	1:44ft	4	114	653	521	2nd 1no
26Oct84-9SA	1 1/2	464	1:112	1:43ft	19	116	78	813	820 718
12Oct84-1SA	1 1/2	461	1:104	1:43ft	18	116	915	817	712 410
19Sep84-9Pom	1 1/2	481	1:133	1:46ft	6 1/2	114	891	431	211 2 1/2
3Sep84-10mr	1 1/2	464	1:112	1:44ft	19	118	714	612	473 493
10Aug84-9Dmr	1 1/2	463	1:112	1:43ft	32	118	813	612	69 77 1/2
10Aug84—Veered in start									
1Aug84-5Dmr	1 1/2	47	1:114	1:44 ft	34	118	1113	1113	1013 108
5Jly84-4Hol	1 1/2	472	1:12	1:45 ft	4-5	113	97	56	3 1/2 1 1/2
5Jly84—Bumped twice early stretch									
14Jun84-3Hol	1 1/2	473	1:123	1:46 ft	7	115	95	63 1/2	31 2 1/2
114Jun84—Disqualified and placed third; Lugged in stretch									
16Mar84-4Hol	1 1/2	464	1:122	1:45 ft	6	113	1115	75 1/2	54 44
Nov 14 SA 3 ft :36 h									
Oct 21 SA 3 ft :36 h									
Oct 7 SA 4 ft :48 h									
Oct 2 SA 4 ft :52 1/2 h									

Whiskawilly

Own.—Sofro D I

114

B. g. 3, by Table Run—Whiskawin, by Silent Screen

Br.—War Low Syndicate (Wash)

Tr.—West Ted

\$18,000

1984 15 3 1 0

\$25,627

1983 8 1 0 1

\$8,255

Lifetime	23	4	1	1	\$33,882				
2Nov84-11LA	1 1/2	454	1:122	1:44ft	4 1/2	114	710	551	22 1no
22Oct84-8LA	1 1/2	464	1:131	1:46 ft	2 1/2	116	53 1/2	43	55 44
27Sep84-10Pom	1 1/2	474	1:143	1:47ft	5 1/2	115	34	62 1/2	711 713 1/2
12Sep84-10mr	1 1/2	461	1:113	1:45ft	4 1/2	113	77 1/2	85 1/2	66 76 1/2
12Sep84—Bumped off stride at start									
3Sep84-10mr	1 1/2	464	1:112	1:44ft	1 1/2	118	917	813	68 1/2 56 1/2
3Sep84—Broke slowly, bumped start; wide into stretch									
10Aug84-9Dmr	1 1/2	463	1:112	1:43ft	2 1/2	116	69	56 1/2	55 43 1/2
30Jly84-7Dmr	1 1/2	461	1:114	1:44ft	3 1/2	116	810	54 1/2	1 1/2 1 1/2
30Jun84-3Hol	1 1/2	47	1:114	1:45ft	3	117	69 1/2	711	717 713 1/2
30Jun84—Bumped start									
22Jun84-7Hol	1 1/2	461	1:11	1:38ft	3 1/2	112	43 1/2	78	65 1/2 44 1/2
1Jun84-9Hol	1 1/2	464	1:113	1:43ft	4	115	67 1/2	55 1/2	45 1/2 23 1/2
Nov 9 Hol 3 ft :35 1/2 h									
Oct 31 LA 4 ft :48 h									
Oct 18 SA 6 ft :15 h									
Oct 5 SA 3 ft :36 1/2 h									

Galileo

Own.—Honeybee Fm—Mess-Ritt

116

B. c. 3, by Graustark—Maiden Bell, by Nashua

Br.—Red Oak Farm (Fla)

Tr.—Frankel Robert

\$20,000

1984 15 2 2 1

\$20,888

1983 2 M 0 0

\$3,800

Lifetime	17	2	2	1	\$20,888				
8Nov84-9Hol	1 1/2	474	1:13	1:51ft	4	113	13	12 1/2	11 1no
3Nov84-2SA	6 1/2	224	1:45	1:10 ft	8 1/2	116	69	71 1/2	71 1/2 71 1/2
27Oct84-5SA	1 1/2	461	1:101	1:48ft	54	114	32 1/2	31	71 1/2 1 1/2
27Oct84—Lugged in early									
17Oct84-5SA	1 1/2	471	1:113	1:48ft	18	114	21 1/2	21 1/2	49 1/2 710 1/2
8Sep84-5Dmr	7 1/2	224	1:46	1:30ft	42	114	54	64	1 1/2 3 1/2
8Sep84—Placed second through disqualification									
29Aug84-4Dmr	1 1/2	472	1:124	1:45ft	3	116	1 1/2	1 1/2	11 12 1 1/2
30Jly84-10mr	1 1/2	454	1:114	1:45 ft	6 1/2	114	48	43	44 33 1/2
30Jly84—Bumped start									
19Jly84-3Hol	7 1/2	22	1:452	1:24ft	6	116	74 1/2	84 1/2	66 1/2 510 1/2
19Jly84—Wide 3/8 turn									
4Jly84-1Hol	7 1/2	221	1:46	1:24ft	14	115	54	32	2 1/2 2no
30Jun84-2Hol	6 1/2	22	1:451	1:10ft	18	115	117 1/2	912	814 510 1/2
Oct 25 SA 3 ft :36 h									
Oct 13 SA 7 ft :27 1/2 h									
Oct 8 SA 5 ft :01 1/2 h									

10

DAILY RACING FORM, FRIDAY, NOVEMBER 16, 1984

6th Hollywood

6 FURLONGS. (1.09%) CLAIMING. Purse \$12,000. 3-year-olds. Weight, 122 lbs. Non-winners of two races since September 1 allowed 3 lbs.; 3 race since then 6 lbs. Claiming price \$25,000; for each \$2,500 to \$20,000 allowed 2 lbs. (Races when entered for \$20,000 or less not considered.)

Native Forbes

Own.—Jones A U

119

Ok. h. or br. g. 3, by Bold Forbes—Charging Native, by Native Charger

Br.—Jones A U (Ky)

Tr.—Barrera Lazaro S

\$25,000

1984 6 1 0 0

\$1,410

1983 0 M 0 0

Noway

Lifetime	6	1	0	0	\$1,410				
19Sep84-9Lga	6 1/2	213	1:441	1:08ft	9	122	67 1/2	613	946 716 1/2
3Sep84-4Pla	6 1/2	222	1:462	1:18ft	3-4	120	12	1 1/2 1 1/2	17 1/2
23Apr84-6SA	1 1/2	471	1:12	1:44ft	8	115	11 1/2	1 1/2	14 714 1/2
23Apr84—Rank, bumped at 7 1/2									
24Mar84-6SA	6 1/2	214	1:443	1:17 ft	1 1/2	118	7 1/2	7 1/2	7 1/2 716 1/2
24Mar84—Bumped start									
25Feb84-2SA	6 1/2	214	1:444	1:16ft	7 1/2	118	65 1/2	67 1/2	67 1/2 511
25Feb84—Lugged in stretch									
18Feb84-6SA	6 1/2	214	1:451	1:11ft	3 1/2	118	1212	912	98 1/2 97 1/2
18Feb84—Bumped, pinched back, steadied after start									
Nov 11 Hol 6 ft :14 h									
Nov 5 Hol 5 ft :11 h									
Sep 28 Lga 5 ft :00 1/2 h									
Sep 17 Lga 4 ft :00 1/2 h									

Sir Edgar Allan

Own.—Eisner—Morrison—Morrison

1115

Ch. c. 3, by Messenger of Song—Aunt Poe, by Petite Duc

Br.—Hardison & Sparks (Cal)

Tr.—Dorffman Leonard

1984 6 1 0 2

\$10,575

Lifetime 6 1 0 2 \$10,575

26Aug84-5Dmr	6f:22	451 1:161ft	13 116	242 1112 9131016	Castaneda M11	40000	—	MisterGennro, CrimeFree, NeverFil	12
19Jly84-7Hol	6f:22	45 1:103ft	41 115	623 441 57 553	Drexler H6	c45000	78-24	Bower Song, Irish Cast, Mingash	8
23Jun84-3Hol	6f:221	45 1:163ft	81 116	311 223 323 31	Drexler H6	40000	86-18	Don's Co'op, Holmish, SirEdgarAllan	8
8Jun84-2Hol	6f:22	453 1:11ft	31 115	543 1nd 11 193	Drexler H9	M32000	82-17	SirEdgarAlln, PromiseMeRb, Siv'sDy	12
24May84-2Hol	6f:22	451 1:11ft	81 115	21 11 1nd 341	Drexler H11	M32000	77-21	Speedy, Net Points, SirEdgarAllan	11
9May84-4Hol	6f:221	451 1:102ft	20 115	771 818 812 6113	Drexler H7	M32000	74-19	JamShot, BubblingBoy, CozyCorner	11
Nov 12 Hol 5f 1:03h									
Nov 2 SLR 1:164h									
Oct 26 SLR 1:141h									
Oct 20 SLR 1:101h									

Blizzard Comin

Own.—J J Stables

116

Br.—Johnson & Batheime (Cal)

Tr.—Betancourt Eduardo

1984 8 1 1 1

\$12,020

Lifetime 8 1 1 1 \$12,020

26Oct84-4SA	6f:214	442 1:162ft	21 118	22 22 223 231	Olivares F4	c16000	84-15	Attack, BlizzardComin, Orphin's Night	8
20Oct84-1SA	6f:213	44 1:092ft	19 115	523 67 67 653	Olivares F3	20000	86-13	ThBglKd, CndyInCourt, LuckyBuddy	9
10Oct84-1SA	6f:214	444 1:10ft	14 118	1nd 1nd 213 34	Olivares F2	20000	84-17	Volamo, Accountably, BlizzrdComin	10
25Sep84-7Pom	6f:214	452 1:113ft	16 114	3nk 31 223 433	Cruz J B6	28000	83-16	OvrindJourny, MstrGannro, T-ojnHos	8
18Sep84-9Pom	5f:214	48 1:092m	16 1095	433 67 57 443	Arias J C2	Aw15000	64-40	CndyInCourt, LoveToRce, JettStLJo	8
16Sep84—Lugged out 1st turn, bumped									
9Sep84-5Dmr	6f:222	45 1:101ft	16 118	— — — —	Olivares F3	32000	—	MostDtrmind, Mnrlly, OvrindJourny	12
9Sep84—Pulled up; Bumped, pinched back start									
26Aug84-5Dmr	6f:22	451 1:161ft	71 116	213 223 583 7123	Drexler H8	40000	—	MisterGennro, CrimeFree, NeverFil	12
6Aug84-4Dmr	6f:222	453 1:104ft	3 116	123 123 13 173	Olivares F4	M32000	84-17	BlizzrdComin, ShkThBush, ClrCrystl	9
Nov 14 Hol 4f 1:481h									
Sep 27 SA 3f 1:361h									

Rueful's Rounder

Own.—Roffe S

116

Ch. h. or br. c. 3, by Rueful—Ad Factum, by Dobi Deemar

Br.—Roffe & Santana (Wash)

Tr.—Tallent Bill

1984 9 1 2 0

\$9,075

Lifetime 2 0 0 0 \$9,075

8Sep84-8 ga	1 1/2:46	1:101 1:423ft	41 114	36 3 34 65	Mercado V V3	32000	81-17	AlterEgle, Bob'sFlying, HolmRunKid	7
22Aug84-8 ga	6f:221	487 1:093ft	5 120	43 4 46 46	Pruitt J1	Aw8600	82-19	FrngPont, Drmboog, NorthwstEmpr	7
11Aug84-7 ga	6f:211	44 1:154ft	51 115	22 88 483 46	Pruitt J6	40000	84-20	Dori'sDelight, FleetJoey, FiringPoint	7
27Jly84-9 ga	6f:22	44 1:153ft	81 115	543 433 44 42	Lawless G1	40000	89-16	Moanbm Exprss, Lrk'sLgcy, FivNorth	9
11Jly84-8 ga	6f:22	452 1:154ft	71 120	43 513 2nd 230	Pruitt J5	Aw8600	85-21	WlhSprt, Rueful'sRondr, MssspPpRoll	8
22Jun84-6 ga	6f:22	451 1:104ft	17 114	31 333 353 233	Pruitt J6	40000	83-19	ZuluWhiz, Rueful'sRounder, FireyStr	7
25May84-2 ga	6f:221	454 1:104d	61 120	42 333 2nd 143	Pruitt J10	M20000	82-29	Rueful'sRounder, SvgFamily, PullTb	10
22Apr84-3 ga	6f:22	453 1:104ft	22e120	32 22 45 56	Taketa J1	Mdn	71-21	RisenTide, J.Conway, RiprinMenhir	10
14Apr84-4Hol	5f:22	453 1:041ft	41 120	633 912 815 7133	Stevens G L5	Mdn	78-15	OuncForOunc, Drumboogi, YslrMill	12
Nov 12 Hol 4f 1:492h									
Nov 6 Hol 4f 1:491h									

*Mingash

Own.—Borick L L

116

Ch. h. or br. g. 3, by Mamsingh—Sarong, by Taj Down

Br.—Red House Stud (Eng)

Tr.—Borick Robert

1984 9 1 2 1

\$22,630

Lifetime 17 3 5 2 \$32,555

1983 8 2 3 1

\$9,865

Turf 9 2 3 1

\$3,665

X	26Oct84-9SA	1 1/2:464	1:112 1:434ft	31 114	213 213 22 22	Hawley S1	c18000	80-15	PatternMatch, Mingsh, InNturlForm	8
X	6Oct84-1SA	6f:213	442 1:102ft	41 116	563 713 57 22	Hawley S7	16000	84-14	KingOfTheGren, Mingsh, Accountbly	9
	25Sep84-10Pom	6f:212	444 1:11ft	16 115	413 35 45 44	Estrada J Jr1	25000	83-16	New Stradegy, Restage, RightThrill	7
	9Sep84-5Dmr	6f:222	45 1:101ft	18 116	31 912 91110143	Valenzuela P A1	32000	72-16	MostDtrmind, Mnrlly, OvrindJourny	12
	28Jly84-2Dmr	6f:221	453 1:103ft	18 114	97311131015 993	Lipham T8	45000	75-16	MisterGennaro, BoldPledge, Crizzo	12
	19Jly84-7Hol	6f:22	45 1:103ft	4 115	21 343 353 333	Valenzuela P A7	45000	81-24	Bower Song, Irish Cast, Mingash	7
	31May84-3Hol	6f:214	441 1:101ft	21 116	23 38 383 49	Toro F5	c50000	77-20	LightWill, SweetEddie, Nuc'erAttk	6
	21Apr84-7SA	6f:22	45 1:104ft	7 116	1nd 2nd 11 12	Toro F5	40000	84-19	Mingash, KingsJester, SpeedyTalker	6
	21Apr84—Bumped start									
	17Apr84-8SA	6f:211	433 1:142ft	21e116	533 553 91210123	Castaneda M2 Baldwin	75-17	DbonrJnor, FrtnLPrspCL, DstntRydr	11	
	23Jly83-4Warwick(Eng) 5f	1:014qd	71 128	423	QnnT	SutfrdOnAvnNrsryH	Mrtin-LvilNws, TimMchn, BrylsDrn	11		
	Nov 4 SA 4f 1:471h									
	Oct 22 SA 7f 1:273h									
	Oct 15 SA 3f 1:353h									
	Sep 25 Pom 4f 1:491h									

Pattern Match

Own.—Anderson E J

116

Gr. c. 3, by Jumping Hill—Vanilla Nose, by Kinsman Hope

Br.—Mishkin R & Chase (Cal)

Tr.—Glanburg Louis

1984 14 3 1 0

\$25,625

Lifetime 27 5 3 8 \$52,075

1983 13 2 2 0

\$26,450

3Nov84-2SA	6f:214	443 1:10ft	6 118	553 512 611 6113	Black K3	c20000	76-14	Attk, BenRedeemed, OvrindJourny	7
3Nov84—Broke slowly									
26Oct84-9SA	1 1/2:464	1:112 1:434ft	21 117	113 113 12 12	Black K5	20000	82-15	PatternMatch, Mingsh, InNturlForm	8
18Oct84-1SA	6f:22	45 1:11ft	11 115	843 843 710 79	Lozoya D A4	c16000	74-20	EndDsply, BronLucky, KngOfThGrn	10
18Oct84—Broke slowly, wide final 3/8									
10Oct84-1SA	6f:214	444 1:10ft	11 1115	33 433 683 711	Lozoya D A10	20000	77-17	Volamo, Accountably, BlizzrdComin	10
9Sep84-5Dmr	6f:222	45 1:101ft	35 116	623 793 843 79	Garcia J A11	32000	79-16	MostDtrmind, Mnrlly, OvrindJourny	12
15Sep84-2Dmr	6f:222	451 1:11ft	31 116	633 77 10131093	McCarron C J8	c25000	74-18	Contquos, KngOfThGrn, RictdSutor	12
16Aug84-1Dmr	6f:221	46 1:11ft	18 114	423 2nd 3nk 523	Pedroza M A8	30000	80-16	MostDetermind, EmridCut, SlbiEys	12
16Aug84—Lost whip start									
7Jun84-7Hol	6f:221	451 1:101ft	21 117	213 213 443 83	Pincay L Jr3	40000	81-16	ThreeForTwo, OfficeSkr, Aficondo	10
7Jun84—Bobbled start									
27May84-1Hol	6f:221	452 1:112ft	9-5 117	1nd 12 12 12	Pincay L Jr4	32000	80-18	PttrnMtch, BrngingAhd, OfficeSkr	7
6May84-3Hol	6f:221	45 1:11ft	7-5 117	1nd 1nd 1nd 2nd	Pincay L Jr9	32000	82-17	JohnJrry, PttrnMtch, TrmptntBnrr	10
Nov 12 SA 3f 1:35h									
Oct 4 SA 5f 1:083h									
Sep 28 SA 5f 1:023h									

Overland Journey

Own.—Becker-Bisharat-Spallone

117

Dk. h. or br. g. 3, by Drum Fire—Overland, by Sir Gaylord

Br.—Northwest Farms (Wash)

Tr.—Wilmet William B

1984 15 3 1 2 \$22,825

1983 18 2 3 2 \$23,380

Lifetime 25 5 4 4 \$57,405

3Nov84-ZSA	6f :214 :443 1:10 ft	5 118	43 45 45 33	Olivares F2	20000	84-14	Attck, Ben Redeemed, Overind Journey 7
3Nov84—Wide into stretch							
17Oct84-ZSA	6f :214 :45 1:09 3ft	6 119	77 55 57 61 10	Black K9	25000	79-18	Volamo, Mister Gennaro, Cold Nose 9
17Oct84—Broke slowly, wide final 3/8							
6Oct84-3SA	6f :213 :443 1:09 4ft	5 118	77 81 71 10 12 1	Black K4	32000	76-14	Rejectd Suitor, Bowr Song, Crizzo 12
6Oct84—Fractious gate, wide final 3/8, bled							
29Sep84-7Pom	6f :214 :452 1:11 3ft	5 117	68 53 43 11	Black K4	28000	86-16	Ovrind Journey, Mstr Gnnro, T ojn Hos 8
29Sep84—Bumped start wide							
9Sep84-5Dmr	6f :222 :45 1:10 1ft	3 114	73 53 44 34	Lipham T12	28000	83-16	Most Dtrmind, Mnrlly, Ovrind Journey 12
9Sep84—Wide 3/8 turn							
22Aug84-5Dmr	6f :221 :453 1:10 1ft	3 115	94 43 33 2n	Lozoya D A8	c20000	87-14	Sittin' High, Ovrind Journey, Willodon 11
22Aug84—Bumped start, wide							
13Aug84-3Dmr	7f :221 :453 1:23 3ft	4 115	41 1nd 15 15	Lozoya D A5	16000	—	Overind Journey, Volmo, Nuclear Attck 9
17Jun84-4Hol	1 1/2 :463 1:12 1:46 ft	5 115	2 45 91 7 12 16 1	McGurn C2	20000	49-23	Lynnwood, Son Of Chf, Lovr B, Mcky 12
6Jun84-1Hol	6f :222 :46 1:12 1ft	3 118	86 85 86 46	Ortega L E3	25000	74-20	Royl Cycl, Bowr Song, Triumphnt Bnrr 8
6Jun84—Off poorly							
27May84-1Hol	6f :221 :452 1:12 1ft	4 116	64 56 45 54	Ortega L E3	32000	76-18	Pttern Mlch, Brnging Ahead, Office Sekr 7
27May84—Wide 3/8 turn							
Oct 28 SA	5f ft 1:00 4h						
Sep 25 SA	4f ft :47 1h						

Silverado Champ

Own.—Eubank-Rstcca-Trzcinka et al

116

Gr. g. 3, by Shirley's Champion—Exhilaration, by Motorist II

Br.—Brand & Jones (Cal)

Tr.—Van Berg Tim

1984 3 1 0 0 \$6,050

1983 0 M 0 0

Lifetime 3 1 0 0 \$6,050

6Aug84-5Dmr	6f :222 :464 1:10 2ft	6 117	74 74 79 79	Pincay L Jr2	40000	77-17	Yukon's Str, Bowr Song, Don's Co'op 10
28Jly84-2Dmr	6f :221 :453 1:10 2ft	13 116	51 31 34 86	Delgadillo C9	50000	79-16	Mister Gennaro, Bold Pledge, Crizzo 12
6Jly84-2Hol	6f :221 :451 1:09 3ft	4 115	42 12 13 14	Meza R Q3	51M32000	84-15	Silverado Champ, Candillo Kejolie 12
Nov 9 SA	6f pd 1:15 4h						
Nov 2 SA	6f ft 1:13 4h						
Oct 26 SA	5f ft 1:00 1h						
Oct 20 SA	5f ft :53 3h						

Hackney

Own.—Monaghan Farms Inc

116

B. c. 3, by Go Step—Brides Boudoir, by Pelouse

Br.—Monaghan Farms Inc (Cal)

Tr.—Lassiter Harlee W

1984 12 4 0 0 \$14,743

1983 9 1 4 2 \$8,205

Lifetime 21 5 4 2 \$22,948

Turf 1 0 0 0 \$148

31Oct84-4SA	6f :214 :442 1:09 ft	28 117	32 65 41 63	Black K4	32000	83-19	Don's Co'op, Cold Nose, Dark Harvest 7
31Oct84—Bumped off stride start							
11Oct84-5SA	6f :213 :443 1:10 ft	102 114	75 117 112 112 1	Maffeo C8	45000	61-18	MchFnGld, NrthrnDscr, MstDtrmind 11
11Oct84—Eased in stretch							
9Sep84-5Dmr	6f :222 :45 1:10 1ft	6 116	11 12 23 56	Sibille R8	32000	81-16	MostDtrmind, Mnrlly, OvrIndJourney 12
9Sep84—Lugged wide into stretch							
16Aug84-10Dmr	6f :221 :46 1:11 ft	3 116	22 41 10 97 1	Delgadillo C1	32000	76-16	MostDetermind, EmridCul, StblEys 12
16Aug84—Steadied at 1/8							
6Aug84-5Dmr	6f :222 :454 1:10 2ft	39 116	41 64 65 57	Delgadillo C3	40000	79-17	Yukon'sStr, BowrSong, Don'sCo'op 10
6Aug84—Rank to place 3/8							
19May84-11TuP	6f :214 :442 1:10 1ft	*2-3 120	31 11 12 11 1	Licata F8	Aw7200	85-18	Hckney, EnchntedSpirit, CcheDiplmt 9
11May84-9TuP	5f :221 :45 1:03 4ft	5 114	11 11 12 12	Licata F8	Aw6000	89-24	Hackney, SonoitBlue, SweetWilliam0. 7
28Apr84-10TuP	6f :222 :46 1:11 gd	2 114	41 88 81 7 8 18	Rowland M F8	Aw6000	63-23	InARush, TributeToHony, BigRumor 8
26Feb84-9TuP	6f :221 :452 1:09 2ft	6 120	41 41 64 55 1	Masters TA7 Blk Cnyn	84-17	Busy Ruler, Golden Ribet, Safarian 10	
12Feb84-9TuP	7f :223 :47 1:26 2fm	3 120	24 22 33 68	Hirdes R J Jr1	Aw7400	85-07	Impulso, BaronsStreet, ArizonaChief 8
Nov 11 SA	4f pd :50 h						
Oct 25 SA	5f ft 1:00 h						
Oct 18 SA	5f ft 1:00 h						
Oct 9 SA	3f ft :35 2h						

Attack

Own.—Heaton & Molinare

1115

B. c. 3, by Elocutionist—Olden, by Olden

Br.—Farish III & Sharp (Ky)

Tr.—Heaton Bill

1984 9 4 1 0 \$38,850

1983 0 M 0 0

Lifetime 9 4 1 0 \$30,850

3Nov84-ZSA	6f :214 :443 1:10 ft	*4-5 116	11 12 12 13 1	Pedroza M A4	c20000	88-14	Attck, Ben Redeemed, Overind Journey 7
26Oct84-4SA	6f :214 :442 1:16 2ft	*2 116	12 12 12 13 1	Pedroza M A6	16000	88-15	Attack, Blizzard Comin, Orphn's Night 8
14Oct84-1SA	7f :222 :451 1:24 ft	*6-5 116	3n 2nd 2nd 5 2	Delahoussye E8	c12500	78-18	Nevada Sage, Sunol's Str, Stingingly 12
30Oct84-1SA	6f :214 :443 1:10 1ft	4 114	21 21 11 12 1	McCarron C J6	12500	87-18	Attack, Nevada Sage, Senior Senator 11
6Aug84-3Dmr	6f :221 :454 1:11 ft	3 116	11 12 21 64 1	Valenzuela PA3	c18000	79-17	Royal Cycle, Nvymn Clint, Aficiondo 10
6Aug84—Bumped at start							
21Jly84-3Hol	1 1/2 :454 1:11 1:46 1ft	*2 115	11 13 13 21 3	Valenzuela P A4	16000	62-20	Proper Red, Attack, Doctor Jim Ted 8
4Jly84-2Hol	7f :222 :45 1:25 2ft	5 115	11 13 15 12	Sibille R1	M32000	70-18	Attack, Cossck Prince, Fbled Rhythm 12
16Jun84-2GG	6f :221 :451 1:09 2ft	3 114	61 61 61 51 2	Delia W4	Mdn	80-11	Fnncl Crcls, Stphn's Concl, Tch N' Fly 7
16Jun84—Broke in a tangle							
10Jun84-4Hol	6f :213 :443 1:11 1ft	33 115	10 11 77 71 64 1	Pedroza M A8	Mdn	76-18	Cupid Dancer, Jalisco, Timlin 10
10Jun84—Broke slowly							

7th Hollywood

\$74,000



STAKY

1 MILE. (136) CLAIMING. Purse \$14,000. 3-year-olds and upward. Weights, 3-year-olds, 119 lbs.; older, 122 lbs. Non-winners of two races at a mile or over since September 1 allowed 3 lbs.; such a race since then 6 lbs. Claiming price \$20,000; if for \$18,000 allowed 2 lbs. (Races when entered for \$16,000 or less not considered.)

Clear Verdict

Own: Strickman-Thompson-Thompson Jr

119

B. h. S. by Judge—Ideal Day, by Buckpasser

Br.—Cox E A Jr (Ky)

Tr.—Canani Julie C

Lifetime 43 6 7 3 \$105,793

1984 18 1 1 2 \$28,410

1983 13 2 1 1 \$36,650

Turf 24 3 5 1 \$54,933

28Oct84-SSA 1 1/2 :46 1:11 1:43ft 11 116 88 88 78 34

20Oct84-SSA 1 1/2 :46 1:11 1:43ft 8 116 67 58 44 11

30Sep84-10Pom 1 1/2 :48 1:13 1:45ft 5 116 85 54 46 32

25Sep84-90mr 1 1/2 :46 1:11 1:42 ft 14 116 54 42 47 610

25Aug84-90mr 1 1/2 :46 1:11 1:43ft 21 116 2nd 3rd 42 810

25Aug84—Wide 7/8 turn

5Aug84-90mr 1 1/2 :47 1:12 1:42 ft 18 116 21 2nd 22 25

13Jy84-4Hol 1 1/2 :47 1:12 1:43ft 6 116 63 53 33 48

21Jun84-9Hol 1 1/2 :46 1:10 1:37ft 17 115 67 64 52 41

21Jun84—Bumped at start

15Jan84-SSA 1 1/2 :47 1:12 1:43ft 18 116 63 97 111 116 117

1Jan84-SSA 1 1/2 :47 1:12 1:44ft 9 116 89 78 77 87

Nov 12 SA 3 ft :36 h Nov 7 SA 3 ft :36 h Oct 13 SA 3 ft :36 h

DelahoussayeE 25000 80-17 Egle'sBek,Sli'sRoylDrem,CbrVrdict 12

DelahoussayeE 25000 80-13 ClearVerdict,Egle'sBek,DenliRidge 11

Hansen R D 20000 81-17 PapaToo,TheBagelKid,CleerVerdict 8

Lozoya D A 25000 80-18 GrandBalcony,Hatamoto,Cadelbro 11

Olivares F 20000 72-18 Eagle'sBek,BcOnTm,ScusePlese 11

Olivares F 25000 85-15 Decontrol,ClearVerdict,FamilyFox 11

Meza R Q 1 25000 74-16 Dialect,Gala Circle,Sailing West 11

ValenzuelaPA 3 20000 77-23 StarOfDewan,Cannikin,EmilyFox 10

Fell J 25000 66-16 ReiGoodMn,LVerne'sBigMc,Trbitan 12

Meza R Q 5 25000 71-18 Gala Circle,Trabitan,Bunrell 11

Oct 13 SA 3 ft :36 h Sep 28 SA 3 ft :34 h

*Buffavento

Own: Bayne-Graves-Jacoby et al

116

B. h. S. by Connaught—Duke Street, by Lorenzaccio

Br.—Kilkarn Stud (Ire)

Tr.—West Ted

Lifetime 31 3 5 3 \$70,229

1984 1 0 0 0 \$20,250

1983 9 0 2 1 \$67,504

Turf 27 3 5 3

4Nov84-SSA 6 212 :44 1:09ft 27 116 814 816 815 88

4Nov83-SSA 1 1/2 :48 1:13 1:50ft 7-5 115 31 41 32 2nd

4Nov83—Bumped clear racing room 2nd turn, altered course and bumped 1/8

27Oct83-SSA 1 1/2 :47 1:12 1:49ft 11 116 67 58 44 11

27Oct83—Bumped, jostled and steadied after taking steadied again final strides

15Oct83-SSA 1 1/2 :46 1:11 1:36ft 24 116 67 58 44 11

10Sep83-50mr 1 1/2 :47 1:12 1:43ft 22 115 78 54 42 22

10Sep83—Bumped at start

20Aug83-30mr 1 1/2 :48 1:12 1:43ft 26 115 52 52 52 43

20Aug83—Wide into stretch

8Aug83-70mr 1 1/2 :48 1:12 1:50 ft 52 117 88 74 54 64

30Jy83-50mr 1 1/2 :47 1:11 1:44ft 46 115 86 75 76 75

12Mar83 3 Leopardst'n(Ire) 2 4:26 4 156 [H]1242 Crmty T

24Feb83 27Thurles(Ire) 2 5:18 4 150 [H]1570 Qlly J

Oct 31 SA 7 ft 1:23 h Oct 25 SA 3 ft :35 h Oct 16 SA 5 ft 1:03 h

Meza R Q 5 40000 80-13 HandsomePackge,Che,RecordClch 9

Pincay L Jr 1 Aw30000 73-27 Noble Gift, Buffavento, Debt 5

Valenzuela P A 3 80000 77-19 Lithan, Poor John, Buffavento 7

ValenzuelaPA 5 100000 82-17 Norbet,Olympiad'sSon,RedCrescent 8

Meza R Q 6 Aw24000 87-10 WchdogIL, Buffavento, WellmGren 10

Olivares F 3 Aw23000 87-11 Pettrax, Mubhedj, Color Bearer 7

Black K 2 Aw23000 83-12 Chilled, Tarocco, Mubhedj 10

Olivares F 3 Aw23000 82-10 Acqston,RnOfDmonds,Rostropovch 8

Stradbk P MystrsArthr,JohnstnsBby,FrgtLdy 14

W T O'Grady PI WvingOimonds,BorenPrinc,StgHill 16

Oct 10 SA 6 ft 1:15 h

Captain Double

Own: Jeffrey Mr-Mrs A N

114

B. g. 7, by Nodouble—Fancini Girl, by Bolinas Boy

Br.—Stevens S E (NM)

Tr.—Eidson Daniel J

Lifetime 55 9 7 8 \$83,405

1984 2 1 0 1 \$8,175

1983 18 3 1 2 \$34,375

Turf 2 0 0 0

28Oct84-ISA 1 1/2 :46 1:11 1:43ft 11 116 11 11 1st 32

3Aug84-30mr 1 1/2 :46 1:10 1:43ft 22 116 2nd 2nd 21 1st

31Dec83-ISA 6 122 :44 1:10 ft 21 116 76 818 915 911

31Dec83—Wide into stretch

3Dec83-5Hol 1 1/2 :46 1:11 1:42ft 27 116 412 616 718 719

6Nov83-SSA 1 1/2 :47 1:11 1:44ft 7 115 611 811 68 68

22Oct83-SSA 1 1/2 :47 1:11 1:44ft 5 116 3 2 32 42

16Oct83-SSA 6 214 :45 1:10ft 18 116 68 59 68 55

16Oct83—Broke slowly

4Sep83-90mr 1 1/2 :46 1:11 1:43ft 42 116 56 85 97 86

20Aug83-90mr 1 1/2 :46 1:11 1:43ft 24 116 44 55 54 23

Garcia J A 1 16000 82-17 Bandelaire, Dialect,CaptainDouble 10

Meza R Q 7 16000 82-23 CaptainDouble,StrOfDewn,IndinO. 12

McCarron C J 5 16000 77-18 Next Bend, BarterGold,Calsbonga 10

Fell J 25000 61-22 Libanon, Pirata, Azure Times 8

DelahoussayeE 1 25000 72-18 Family Fox, Trabitan, Frivnissimo 8

Meza R Q 7 25000 76-19 Bunnell, Pino Azul, Frivolisimo 8

Meza R Q 1 25000 81-29 ProPssr,Truxton'sDoubl,Mnni'sDncr 8

McCarron C J 6 32000 74-17 Vorlaufer, Shasta Fleet, Bunnell 12

Pincay L Jr 12 32000 79-20 EarlySettler,CaptinDouble,Bunnell 12

Pincay L Jr 12 32000 79-21 Ch...

Dialect

Own—Alpert M B & Eileen

116

Dk. h. or br. h. S, by Verbatim—Little Evil, by Tompien

Br.—Elmendorf Farm (Ky)

Tr.—Fanning Jerry

Lifetime 26 3 5 2 \$47,070

1984 12 1 5 1 \$30,200

1983 3 0 0 1 \$2,120

Turf 4 0 1 0 \$4,400

28Oct84-1SA	1 1/2:46 1:11 1:43ft	4 117	33 43 33 2nd	Pincay L Jr 4	16000	84-17	Bandelaire, Dialect, Captain Double	10
12Oct84-9SA	1 1/2:46 1:11 1:51 ft	7 5	117 6 34 21 22 1	Pincay L Jr 4	12500	71-19	Stabilized, Dialect, Incursion	11
30Oct84-9SA	1 1/2:47 1:12 1:44 ft	5 116	43 69 79 35	Toro F10	20000	76-18	Libanon, Duc Le Duc, Dialect	11
2Sep84-9Dmr	1 1/2:46 1:11 1:42 ft	3 116	44 64 91 10 15 1	Toro F7	25000	74-18	Grand Balcony, Hatamoto, Cndelbro	11
2Sep84—Broke slowly								
18Aug84-9Dmr	1 1/2:46 1:11 1:41ft	8 116	43 55 49 410	Toro F3	40000	83-13	Dcontrol, Lghtwhym, Si's RylDrm	9
21Jly84-9Hol	1 1/2:46 1:10 1:48ft	9 116	64 52 53 21 1	Toro F4	32000	88-10	Nuclear, Dialect, Perry Cabin	8
14Jly84-9Hol	1 1/2:48 1:38 1:52ft	9 116	65 73 10 13 87	Hawley S10	40000	71-15	My Frnd Milton, Lghtwhym, Cndlbr	12
14Jly84—Bumped start								
1Jly84-4Hol	1 1/2:47 1:12 1:49ft	3 116	2 1 1 12 1	Hawley S7	25000	81-16	Dialect, Gala Circle, Sailing West	11
3Jun84-6Hol	1 1/2:46 1:12 1:44 ft	13 116	44 65 67 67	Olivares F8	32000	68-21	Item Two, Stabilized, Bunrell	11
27May84-9Hol	1 1/2:46 1:11 1:43ft	3 116	41 44 3 23	Hawley S1	25000	76-18	Pino Azul, Dialect, Procurer	6

27May84—Lugged out, bumped at 7/8

Nov 11 Hol 5 ft 1:013 h

Nov 5 SA 5 ft 1:00 h

Oct 22 SA 4 ft :47 h

Oct 18 SA 4 ft :52 h

***Sheriff Muir**

Own—Longe I S

116

Br.—Stirling Col W (Ire)

Tr.—Velasquez Danwy

Lifetime 20 2 2 1 \$17,115

1984 11 0 0 0 \$3,750

1983 4 1 0 0 \$5,427

Turf 15 2 2 1 \$15,615

28Oct84-5SA	1 1/2:46 1:11 1:43ft	17 115	11 22 91 12 25 1	Garcia J A2	25000	58-17	Egle's Bek, Si's RylDrm, ClrVrdict	12
28Oct84—Lugged out backstretch, 3/8 turn								
13Oct84-9SA	1 1/2:47 1:10 1:50 ft	12 1095	11 2nd 22 43 1	Dominguez R L1	25000	75-16	Nuclear, Bemidji, Jazz Orchestra	8
6Oct84-9SA	1 1/2:46 1:10 1:43 ft	26 1065	32 53 78 64 1	Dominguez R L3	28000	81-14	Groszewski, One Eyed Romeo, Bemidji	9
10Sep84-5Dmr	6 f:22 1:45 1:16 ft	21 116	13 52 71 72 1	Fernandez A L5	32000	—	Jam Shot, L'Natty, Rye at Sea	7
10Sep84—Lugged out at 3/8								
15Sep84-7Dmr	6 f:22 1:44 1:16 ft	55 116	41 10 19 11 25 1 12 7 1	Meza R Q1	50000	—	Embolden, Record Catch, Sland Pat	11
29Apr84-9Hol	1 1/2:46 1:10 1:34ft	22 114	32 31 78 71 1	Delgadillo C7	70000	85-06	Dare You II, Phosphurian, Mufti	7
23Apr84-5SA	6 f:22 1:44 1:16 ft	12 116	1nd 1 54 67	Steiner J J7	62500	76-19	Midford, Prosperous, Azam	8
23Apr84—Bumped start								
8Apr84-7SA	6 f:22 1:43 1:15 ft	10 112	12 12 44 79 1	Garcia J A1	70000	72-18	Anstruther, Overoly, Golden Flak	7
30Mar84-5SA	1 1/2:46 1:11 1:49ft	20 116	35 23 21 42 1	Garcia J A9	62500	79-19	Rusty Canyon, Lunar Ray, Broadly	10
4Mar84-7SA	6 f:22 1:43 1:15 ft	47 116	2nd 64 12 13 12 17 1	Steiner J J9	80000	64-19	Mr. Prim Ministr, Grt Estrn, Stlntiv	12

One Eyed Romeo

Own—Benoe-Berman-Soriano

116

Ch. g. 4, by Romeo—Tahitian Chant, by Distinctive

Br.—Manderly Farm (Ky)

Tr.—Soriano Morris

Lifetime 24 2 8 1 \$43,052

1984 8 0 3 1 \$12,077

1983 13 2 3 0 \$25,550

4Nov84-5SA	1 1/2:45 1:10 1:41ft	35 117	53 71 11 10 22 10 24 1	Drexler H7	Aw28000	68-13	Restage, Prando, Le Cid	12
14Oct84-5SA	7 f:22 1:45 1:22 ft	5 118	1nd 2 44 59 1	Black K4	Aw22000	76-18	EcstPrft, Frtn's Kngdm, MrkInThSky	9
6Oct84-9SA	1 1/2:46 1:10 1:43 ft	13 117	11 1nd 11 21 1	Black K2	32000	84-14	Groszewski, One Eyed Romeo, Bemidji	9
22Sep84-8Pom	6 f:21 1:45 1:11 ft	5 118	21 23 22 2 1	Black K6	25000	88-17	Rstg, OnEydRomo, HomCourt Ruling	8
6Sep84-9Dmr	1 1/2:46 1:11 1:43ft	6 116	1 11 11 21	Sibille R1	20000	81-18	BOnTim, OnEydRomo, SqrYourHt	10
27Aug84-10Dmr	6 f:22 1:45 1:10ft	6 116	97 78 58 32 1	Sibille R8	c12500	84-19	Trxtion's Dbl, W.C. Shcky, OnEydRm	11
27Aug84—Broke in a tangle, bumped hard start; wide final 3/8								
11Aug84-2Dmr	6 f:22 1:45 1:16 ft	6 116	42 54 47 67 1	Delahoussaye E1	16000	—	Restge, Wicked Hitter, L'Vrn's BigMc	11
29Jly84-2Dmr	6 f:22 1:45 1:12ft	6 116	1nd 22 23 54 1	McCarron C J7	16000	76-17	CndyInCort, WckdHttr, JnnyJmpUp	9
6Nov83-1SA	6 f:21 1:44 1:10ft	5 117	75 710 79 48	Pincay L Jr5	25000	78-18	LghtnngSwift, CndyStor, Austns C.W.	7
6Nov83—Wide into stretch								
21Oct83-9SA	1 1/2:46 1:11 1:45ft	3 117	78 97 91 4 10 21 1	Pincay L Jr10	25000	52-20	BombyBrtnr, Egl's Bk, SidiBouSid	11

21Oct83—Veered in start

Nov 12 SA 5 ft 1:024 h

Oct 29 SA 5 ft :52 h

Oct 23 SA 6 ft 1:144 h

Oct 3 SA 5 ft 1:004 h

Eruptive

Own—Wing Wys-BCLRcgStbs-Hgin

116

Dk. h. or br. g. 5, by Explosive—Going To, by Flit-to

Br.—Derry Meeting Farm (Pa)

Tr.—Feld Jude T

Lifetime 53 10 8 10 \$109,845

1984 21 5 4 4 \$50,875

1983 11 2 2 1 \$17,525

Turf 1 0 0 0 \$325

5Nov84-1SA	6 f:21 1:44 1:09ft	5 116	65 91 91 91 91 1	Pedroza M A5	20000	75-18	EllsBrvstSong, WorldRuler, Mndrs	10
5Nov84—Broke slowly, bumped start								
27Oct84-1SA	6 f:21 1:44 1:09ft	23 115	109 101 104 1020 91 4 1	Pedroza M A1	c16000	76-13	WorldRuler, EllsBrvstSong, AmorMo	10
27Oct84—Fractious in gate; hopped in air, bobbled start								
11Oct84-3SA	6 f:22 1:45 1:16ft	12 116	12 1 3 22 1	Pedroza M A7	16000	85-18	TheBgelKid, Eruptive, ExclusiveKid	12
6Sep84-10Dmr	7 f:22 1:45 1:17 ft	5 118	1nd 1nd 11 1 1	Pedroza M A9	12500	—	Eruptive, Bandelaire, Stabilized	12
17Aug84-10Dmr	6 f:22 1:46 1:17 ft	22 116	1 1 1 12 12 1	Pedroza M A10	12500	—	Eruptive, Ice It, Typical Pro	11
23Jly84-2Hol	6 f:22 1:45 1:12ft	12 116	43 44 45 65 1	Ortega L E8	12500	74-18	Major Bill, PreBook, RogerGummo	10
23Jly84—Roughed at start								
13Jly84-9Hol	1 1/2:46 1:11 1:36ft	34 115	1nd 2nd 23 33	Pedroza M A6	10000	80-19	Brazen Spy, Preservative, Eruptive	10
20Jun84-1Hol	7 f:22 1:45 1:23ft	17 113	42 610 713	Steinberg P W2	14000	—	Sailing West, MajorBill, SpeedLetter	7
20Jun84—Eased								
16Jun84-2Hol	6 f:22 1:44 1:10ft	5 115	41 45 11 13 11 11 1	Pedroza M A3	12500	73-16	TheBgelKid, LongLivethKing, Rstg	12
2Jun84-1Hol	6 f:22 1:45 1:12ft	4 115	1nd 1nd 1nd 31 1	Pedroza M A1	12500	79-16	Roger Gummo, Pre Book, Eruptive	8

Nov 14 Hol 3 ft :351 h

Oct 20 SA 5 ft 1:003 h

Oct 7 SA 5 ft 1:00 h

Oct 2 SA 6 ft 1:172 h

HORSERACING**HOLLYWOOD PARK CHARTS**

Copyright, 1984, by Daily Racing Form
INGLEWOOD, CA.

Friday, November 16, 1984—9th day of 27-day meeting.
All finishes confirmed by Emil T. Jones & Associates.

3574—FIRST RACE, 6 furlongs, Fillies & mares, 3 year olds & up. Claiming prices \$32,000-\$28,000. Purse \$17,000.

Index	Horse and Jockey	Wt	PP	ST	1/4	1/2	3/4	Str.	Fin.	To \$1
—	County Kidare, Lozoya	114	2	5	3 1/2	3 1/2	—	12	15 1/2	2.70
3184	Ms. Vera Bee, McCarron	116	5	1	2 1/4	2 1/4	—	23	24	3.20
1515	Whv Zanthé, Hawley	116	6	2	6 1/2	6 1/2	—	5 1/2	3 1/2	7.90
—	Blissful Moment, Murphy	116	4	6	5 1/4	4 3/4	—	42	4 1/2	27.40
9551	Caucasia, Castaneda	115	3	7	7	7	—	7	5 1/2	5.10
3184	Fancy Q., Black	117	1	4	1 1/4	1 1/4	—	33	6 1/2	2.10
3212	Silver Princess, Dominguez	114	7	3	4 1/2	5 1/2	—	6 1/2	7	16.20

Scratched—none. Claimed—none.

2-COUNTY KILDARE 7.40 3.80 2.40
8-MS. VERA BEE 3.80 3.00
6-WHY ZANTHE 4.00

Time—22.3, 46.3, 58.3, 1.11 1/5. Drizzling & fast. Winner—b m 79. Run Of Luck—Convaescent. Trained by Thomas Burns. Mutuel handle—\$133,067.

3575—SECOND RACE, 6 furlongs, Fillies & mares, 3 year olds & up. Cal bred. Claiming price \$12,500. Purse \$10,000.

Index	Horse and Jockey	Wt	PP	ST	1/4	1/2	3/4	Str.	Fin.	To \$1
9370	Jo Be Bold, Sibille	116	1	8	5 1/2	3 1/2	—	1 1/2	11	29.80
—	Rising Yukon, Olivares	119	7	4	3 1/4	5 1/2	—	52	22	7.10
2604	Lora Vee, Stevens	117	2	7	6 1/4	6 1/2	—	6 1/2	3 1/2	59.10
3510	Canthe, McCarron	122	5	6	2 1/4	1 1/2	—	2 1/2	4 1/2	1.40
3019	Minerva, Lopham	116	9	3	4 1/2	4 1/2	—	4 1/2	5 1/2	5.80
3208	Hostess Gigi, Pedroza	114	12	2	9 1/4	9 1/4	—	9 1/4	6 1/2	13.10
3120	I'm Gunnagiteven, Ortega	116	3	12	12	10	—	9 1/4	6 1/2	26.30
3192	Princess Dyna, Pincay	119	6	10	8 1/4	8 1/4	—	7 1/2	9 1/2	13.40
3217	Eternal Reason, Delahoussaye	116	11	1	1 1/4	1 1/4	—	11 1/2	9 1/2	7.60
2575	Native Ride, McHargue	115	10	5	1 1/2	2 1/4	—	3 1/2	10 1/2	43.20
3510	Piquant, Iwai	116	4	9	7 1/4	7 1/4	—	10 1/2	11 1/2	34.30
3019	Lucky Kay R., Lozoya	114	8	11	10 1/2	11 1/2	—	12	12	7.80

Scratched—Shigum. Claimed—Minerva Bernstein by Block, Forman & Forman (trained by David Bernstein), for \$12,500.

1-JO BE BOLD 61.60 25.20 16.60
7-RISING YUKON 7.20 5.40
2-LORA VEE 16.60

Time—22.4, 46.4, 59.2, 1.12 3/5. Drizzling & fast. Winner—b f 80. Bold Joey—Johanna Ross. Trained by W. C. Walters. Mutuel handle—\$189,468. Daily double pool—\$221,487.

\$2 DAILY DOUBLE (2-1) PAID \$249.60

3576—THIRD RACE, 6 furlongs, Maidens, 2 year olds. Claiming prices \$32,000-\$28,000. Purse \$13,000.

Index	Horse and Jockey	Wt	PP	ST	1/4	1/2	3/4	Str.	Fin.	To \$1
3511	Sultan Of Song, McCarron	118	6	2	3 1/2	2 1/2	—	13	14	1.00
2238	Pugnacity, Delahoussaye	118	2	8	9 1/4	6 1/4	—	42 1/2	21	18.80
3514	Good Thought Willy, Ortega	118	1	9	10	8 1/2	—	52	3 1/2	15.90
3065	Early Trust, Olivares	118	7	3	22	1 1/4	—	23 1/2	4 1/2	5.60
—	A J Ruler, Pedroza	118	5	7	5 1/2	4 1/4	—	3 1/2	5 1/2	62.10
—	Gotta Del Aqua, Hawley	118	10	10	8 1/2	7 1/4	—	6 1/2	6 1/2	10.20
3202	Butterboy, Lopham	118	4	5	4 1/2	5 1/4	—	7 1/2	7 1/2	4.50
3155	Quite Impressive, Meza	118	9	1	1 1/4	3 1/4	—	8 1/2	8 1/2	7.10
2238	Kamtrack, Sibille	118	8	4	7 1/2	10	—	9 1/2	9 1/2	87.60
—	King Gordus, Lozoya	113	3	6	6 1/2	9 1/2	—	10	10	41.30

Scratched—Miami Kid, I'm A Moonwalker, Last Dollar, Gallant Tan, Andy's Copy, Marked. Claimed—none.

6-SULTAN OF SONG 4.00 3.20 2.60
2-PUGNACITY 8.20 5.80
1-GOOD THOUGHT WILLY 4.60

Time—22.1, 46.4, 59.2, 1.12 4/5. Cloudy & fast. Winner—dbi c 82. Messenger Of Song—Chavar. Trained by Eddie Truman. Mutuel handle—\$144,754. Exacta handle—\$192,604.

\$5 EXACTA (6-2) PAID \$92.50

3577—FOURTH RACE, 1 1/4 miles, Maidens, 3 year olds & up. Claiming prices \$32,000-\$28,000. Purse \$14,000.

Index	Horse and Jockey	Wt	PP	ST	1/4	1/2	3/4	Str.	Fin.	To \$1
3201	Raise A Legend, McCarron	120	8	1	2 1/4	2 1/4	3 1/2	1 1/4	13	2.40
3191	Morse, Steiner	120	9	2	9	9	8 1/2	4 1/2	2 1/2	3.60
—	Conservatism, Lozoya	117	5	8	4 1/2	3 1/4	2 1/2	3 1/2	3 1/4	3.60
3191	Victorious Ruler, Proctor	120	1	5	12 1/2	12	1 1/4	2 1/2	4 1/2	2.80
3504	Maggie's Niviv, Ortega	118	7	4	7 1/4	7 1/2	6 1/4	6 1/4	5 1/4	16.60
—	Undaunted Reason, Dominguez	115	4	9	8 1/4	8 1/4	9	8 1/4	6 1/2	55.10
3191	Fernand Point, McHargue	120	3	7	6 1/4	6 1/4	4 1/4	5 1/4	7 1/4	22.80
—	Knight's Reply, Hansen	118	2	6	5 1/4	4 1/4	7 1/4	9	8 1/4	44.90
3504	Orvaldo, Delahoussaye	118	6	3	3 1/2	5 1/4	5 1/2	7 1/4	9	15.20

Scratched—none. Claimed—none.

8-RAISE A LEGEND 6.80 4.00 3.00
9-MORSE 3.60 3.20
6-CONSERVATISM 3.40

Time—24.2, 48.3, 1.14 1/5, 1.39 4/5, 1.52 4/5. Cloudy & fast. Winner—dbb q 81. Raise A Legend—Zephrus. Trained by Gary Jones. Mutuel handle—\$148,776. Exacta handle—\$187,832.

\$5 EXACTA (8-9) PAID \$71.50

3578—FIFTH RACE, 1 1/4 miles, 3 year olds. Claiming prices \$20,000-\$18,000. Purse \$14,000.

Index	Horse and Jockey	Wt	PP	ST	1/4	1/2	3/4	Str.	Fin.	To \$1
3216	John The Tough, Olivares	114	5	2	4 1/4	3 1/2	2 1/4	2 1/4	1 1/2	6.10
3171	Emerald Cut, Black	117	3	1	1 1/4	1 1/4	1 1/4	1 1/4	2 1/4	2.20
9470	Down The Slope, Toro	116	4	4	3 1/4	4 1/4	3 1/4	3 1/4	3 1/4	15.20
2634	Lynnwood, Lozoya	111	1	6	6 1/4	6 1/4	5 1/4	5 1/4	4 1/4	16.20
3509	Mascarado, Hawley	116	7	9	7 1/4	7 1/4	8 1/4	6 1/4	5 1/4	6.00
3517	Ondale, McHargue	116	2	5	5 1/4	5 1/4	5 1/4	4 1/2	6 1/2	7.20
—	El Peamus, Stevens	116	6	7	8 1/2	8 1/4	7 1/4	7 1/4	7 1/4	10.00
3171	Run The Galaxy, Ortega	114	8	8	9	9	9	8 1/4	8 1/4	15.30
3517	Galileo, Meza	116	9	3	2 1/4	2 1/4	4 1/4	9	9	3.90

Scratched—Whiskawilly. Claimed—Galileo by Gerald Russell (trained by Melvin F. Stute), for \$20,000.

5-JOHN THE TOUGH 14.20 6.20 6.00
3-EMERALD CUT 4.20 4.80
4-DOWN THE SLOPE 9.40

Time—23.3, 47.2, 1.12 4/5, 1.39, 1.50, 1.52 4/5. Cloudy & fast. Winner—dbb q 81.

Faliraki—Sorcerer. Trained by William B. Wilmot. Mutuel handle—\$134,914. Exacta handle—\$199,001.

\$5 EXACTA (5-3) PAID \$129.50

3579—SIXTH RACE, 6 furlongs, 3 year olds. Claiming prices \$25,000-\$20,000. Purse \$15,000.

Index	Horse and Jockey	Wt	PP	ST	1/4	1/2	3/4	Str.	Fin.	To \$1
—	Sir Edgar Allan, Dominguez	111	2	9	4 1/2	2 1/4	—	1 1/4	1 1/2	31.50
3171	Mingash, Meza	116	4	5	1 1/4	1 1/4	—	23	2 1/2	15.10
3218	Overland Journey, Olivares	117	7	11	11 1/4	9 1/4	—	3 1/2	3 1/2	9.10
3218	Pattern Match, Pedroza	116	5	7	7 1/4	4 1/4	—	4 1/2	4 1/2	16.80
3193	Hackney, Black	117	9	2	5 1/4	5 1/4	—	5 1/4	5 1/4	47.40
3166	Blizzard Comm, Pincay	117	3	8	10 1/4	9 1/4	—	8 1/4	6 1/4	4.90
2257	Bold Pledge, Hawley	116	12	1	6 1/4	6 1/4	—	7 1/2	7 1/2	15.20
3193	Artificer, Sibille	116	11	4	3 1/4	3 1/4	—	6 1/4	8 1/4	14.00
3030	Stable Eyes, Proctor	111	6	10	9 1/4	7 1/4	—	9 1/4	9 1/2	68.10
2104	Silverado Chamo, Wentz	116	8	6	8 1/2	10 1/4	—	10 1/2	10 1/2	22.90
9816	Native Forces, McCarron	119	1	12	12	12	—	12	11 1/2	21.90
3218	Attack, Lozoya	111	10	3	2 1/4	1 1/4	—	11 1/2	12	.90

Scratched—Rueful's Rounder. Claimed—Attack by Cuadra San Diego (trained by Sal Gonzales), for \$25,000.

2-SIR EDGAR ALLEN 65.00 22.00 14.20
4-MINGASH 12.00 7.40
7-OVERLAND JOURNEY 6.00

Time—22.4, 45.3, 57.4, 1.10 3/5. Cloudy & fast. Winner—ch c 81. Messenger Of Song—Aunt Poe. Trained by Leonard Dorfman. Mutuel handle—\$170,160. Exacta handle—\$217,653.

\$5 EXACTA (2-4) PAID \$2319.00

3580—SEVENTH RACE, 1 mile, 3 year olds & up. Claiming prices \$20,000-\$18,000. Purse \$15,000.

Index	Horse and Jockey	Wt	PP	ST	1/4	1/2	3/4	Str.	Fin.	To \$1
3185	Captain Double, McCarron	114	5	4	2 1/2	2 1/4	2 1/4	1 1/4	1 1/4	7.40
3235	Eruptive, Pedroza	116	8	1	1 1/4	1 1/4	1 1/4	1 1/4	2 1/4	18.50
3181	Dialect, Pincay	117	9	8	6 1/4	5 1/4	5 1/4	3 1/2	3 1/2	2.00
3171	Air Force Two, Sibille	115	3	6	4 1/4	4 1/4	4 1/4	5 1/4	4 1/4	61.10
3185	Clear Verdict, Delahoussaye	119	1	9	9 1/4	10 1/4	9 1/4	8 1/2	5 1/2	3.40
3220	One Eyed Romeo, Black	117	7	3	3 1/4	3 1/4	3 1/4	4 1/4	5 1/4	6.40
3181	Scuse Please, Shoemaker	116	10	5	8 1/4	8 1/4	7 1/4	7 1/4	7 1/4	28.40
3185	Shenit Mur, Olivares	116	6	10	10 1/4	9 1/4	8 1/4	6 1/4	8 1/4	30.80
3185	Siglo Diez, McHargue	116	4	11	11	11	10 1/4	10 1/4	9 1/4	35.80
—	Proud Arabian, Lozoya	111	11	2	5 1/4	6 1/4	6 1/4	9 1/4	10 1/4	10.40
3227	Bullavento, Estrada	116	2	7	7 1/4	7 1/4	11	11	11	6.40

Scratched—Papa Too, Jazz Orchestra, Tough Laddie, Ernie King, Arctic Lark. Claimed—Captain Double by Phillip Kostuff (trained by John W. Sadler), for \$18,000. Clear Verdict by Alan Landsburg (trained by Vladimir Cerin), for \$20,000. One Eyed Romeo by Armando Lage (trained by same), for \$20,000. Proud Arabian by King & Mundt (trained by Hal King), for \$20,000.

5-CAPTAIN DOUBLE 16.80 8.20 4.00
8-ERUPTIVE 17.80 7.80
10-DIALECT 3.60

Time—23.4, 46.1, 1.11 1/5, 1.23 3/5, 1.36 4/5. Cloudy & fast. Winner—b g 77. Nodouble—Faneus Girl. Trained by Daniel J. Eidson. Mutuel handle—\$167,993. Exacta handle—\$206,480.

\$5 EXACTA (5-8) PAID \$532.50

It is now Post Time for the Second Race on the November 16th card at HOLLYWOOD PARK.

The first horse on the menu is JO BE BOLD opening at 20 to 1. The crowd looks at her last race run at A.C, Agua Caliente, a cheap track just south of the Mexican border. A.C. Can be a last resort track for has beens, might have beens or never weres, as well as some middling Mexican breds. It is also an ego building track for Southern California horses who never quite made it at home and go to A.C. to mingle with a cheaper crowd. Often a win or up close effort down there is enough to restore an animal's spirits and form so that it continues to win at home. Maidens who never bloom at the Southern California tracks will go down there, break their maiden and come back north and then go on to frequent wins. Jo BE BOLD is this kind of horse. The crowd mistook it for a Caliente horse and discounted it into odds of 30-1. It is NOT a Caliente horse, however. They carry an average of \$3,200 Purse Value. JO BE BOLD is a California horse who has been placing and showing at a purse level \$3,700 over today's prize. In 1983 it was in the money in 9 of 16 starts. It could never do better than place because it never showed much EARLY ENERGY. In its In-The Money finishes the filly was always closing but from too far off the early pace. Ten days ago she ships to Caliente and runs a 22.4 First Fraction and a 22.5 Second Fraction for the fastest half-mile in her career. She sustained this EARLY ENERGY right up to the final 1/8th of a mile and then faded only slightly for a Final Fraction of 24.22. There is no horse in the race today whose fractions even approach the velocity of JO BE BOLD'S.

There are several ways that we penalize shippers coming from Caliente's harder, faster surface. When they are actually Caliente stock we just add two fifths of a second to their second call and final times. That usually knocks them out.

Another penalty procedure is: enter Caliente Par Times and rate the contender against them. Or we could subtract HOLL Total Energy Par at 6 furlongs from Caliente Energy and deduct this total from JO BE BOLD'S rating. We tried in all of these ways to discount this filly but she kept turn-up number one. At odds of 30 to 1, we stopped looking for ways to throw her out and accepted the facts. But what if her seconditis had not been cured by her Mexican odyssey? What if the best laid plans of trainer and computer alike were superceded by her historic inferiority complex? Well, that's why we say to bet two horses. It's like having two spouses. If one does you wrong you can always turn to the other. Unfortunately that is illegal. Betting two horses is NOT.

The next obvious choice in this race is RISING YUKON off the effort of Oct. 23. If you question the choice of this pace line as opposed to the line of Nov. 3rd, the last race, note Rising Yukon's racing pattern. Since July 20 EVERY OTHER RACE has been a good effort. Or, looking at it negatively, every other race a BAD effort. The filly's LAST race was bad, the one before GOOD. We chose it because if the pattern continues, Today's effort will be a GOOD one. It was.

To avoid any charges of selective hindsight we will afford Lucky Kay R the same luxury and take her off the GOOD effort of Sep 19, THREE races back, since she had a Trouble Excuse two back. We did ~~not enter~~ figures for Lora Vee. We would have no reason to go back past her last race and we knew she would show little UNLESS we used Lucky Kay R's last race, too. Since Lora Vee showed, I put her in for your inspection after the fact. The Favorite, Canthe, is the only other possible contender in this race. Her poor ratings of her last race, a wire to wire win, were indicators, to us, that a price horse would win this race.

Why do I say POOR RATING?

She ran a 1:12:6 six furlong race on a fast track at HOLL PARK. Going wire to wire, this means that her competition was extremely soft. Her slow times were NOT a product of

a slow track; just slow competition. Canthe is essentially a router. Her last win at six furlongs was enough to make her a 1.40 to 1 favorite today, but not good enough to forecast a win against contenders doing six furlongs in 1:10, 1:11:2 and 1:11 flat. Her win last out was her first in a sprint. With a final time of 72.6 on a fast Southern California track, here was a favorite destined to lose on today's drizzle-softened track. And lose it did to the speed of Jo Be Bold and Rising Yukon who finished first and second, a nose apart. Here is how the contenders ranked on the most important barometer in this kind of race: ULTRASCAN

SORTED ULTRA SCAN

86.0007	JO BE BOLD-RAW
85.6284	JO BE BOLD 2 5THS SEC OFF-PENALTY
85.5178	JO BE BOLD-CALIENTE VAR.
84.9602	RISING YUKON
84.6414	LUCKY KAY R.
83.3405	CANTHE
82.7551	LORA VEE

Who had the best Total Energy?

SORTED TOTAL ENERGY HORSE

56.5957	JO BE BOLD-RAW
56.3018	JO BE BOLD 2 5THS SEC OFF-PENALTY
56.2132	JO BE BOLD-CALIENTE VAR.
55.4233	RISING YUKON
55.1874	LUCKY KAY R.
54.1281	CANTHE
54.0182	LORA VEE

And the next most important rankings: Composite Rating:

SORTED COMPOSITE RATING

82.0737	JO BE BOLD-RAW
81.5672	JO BE BOLD 2 5THS SEC OFF-PENALTY
81.3543	JO BE BOLD-CALIENTE VAR.
80.6994	RISING YUKON
80.1815	LUCKY KAY R.
78.3969	CANTHE
77.5389	LORA VEE

FACTOR W, the TOTAL performance measurement:
SORTED FACTOR W RATING

70.6699	JO BE BOLD-RAW
70.4739	JO BE BOLD 2 5THS SEC OFF-PENALTY
70.4113	JO BE BOLD-CALIENTE VAR.
70.2850	RISING YUKON
70.1206	LUCKY KAY R.
69.4187	CANTHE

At this HOLL meet Sustained Energy was of Prime Importance.
 Contenders without it seldom won against any real threat.

SORTED PACE SCAN SUSTAINED

73.4231	JO BE BOLD-ENERGY ADJ.
72.8680	JO BE BOLD-PAR ADJUST'D
72.6920	RISING YUKON
72.4190	LUCKY KAY R-SEP 19
71.5625	CANTHE
71.2963	LUCKY KAY R-LAST
71.1130	LORA VEE-LAST

There we have it. By every standard of measurement. The \$61.60 winner and the \$7.20 Place Horse. As I have emphasized so often, never let a Top Two choice go off at odds of 4 to 1 or better without a place bet. In this case the back up bet on Rising Yukon more than made up for the WIN bet of one-half the place bet.

INVESTMENT RETURN

<u>BET</u>	<u>RESULT</u>	<u>NET</u>	<u>PER \$1 %</u>
Jo Be Bold	W \$ 184.80		
\$6 Win-Place and Show	P \$ 78.60 S \$ 49.80		
Rising Yukon			
\$20 Win	OUT		
\$40 Place	P \$144		
\$78	Total: \$ 457.20	\$ 379.20	486 %

One of the hottest STOCKS of the 1970's, PAC LUMBER, took 8 years to equal this thirty minute investment performance record.

This manual is beginning to take on an aspect that I detest in most "How to" works on Thoroughbred Racing :

After-the-fact workouts demonstrating the author's amazing success with his creation. Ever see a losing work? I am doing it only because so much of my mail and ALL of the public complaints about the method involved requests for workouts and explanation of pace line choice. I will compute for you the remainder of the races in our five race winning streak with no further comment except when a pace line was used that may cause some raised eyebrows and "how comes?"

The 3rd and 4th Races were MAIDEN RACES won by the FAVORITE. I seldom play Maiden Races unless there are NO first-time starters.

The FIFTH RACE:

If you refused to make excuses for the favorite, Emerald Cut, then Run The Galaxy and John the Tough were the obvious choices. As I did with Jo Be Bold, I tried every way to eliminate a long shot before betting. So I handicapped Emerald Cut THREE different ways. First, off its last race, in which it showed nothing. Then I juggled a bit. I computed that same race up to the stretch call where trouble was incurred. Then I really reach, going back to the gelding's last GOOD race of August 19th. I don't expect others to be so cautious. But I had already beaten the favorite twice today, once for a big price. I did not want to indulge in the self-delusion that I could always pick a long shot. Whiskawilly was out as far as I was concerned on the basis of being stepped up from an \$8000 claimer to an \$18,00 tag. Ondale was always ineffective over \$16,000 but I left him in anyway.

ULTRASCAN & VARIANT is a very effective tool in rating ROUTERS coming from different tracks. It also makes an automatic adjustment for the different routes distances run by this mixed group.

Run The Galaxy , at 15 to 1 had the numbers, but her class was suspect. The two wins showing were a maiden claiming and CLM \$12,000 at a track where John The Tough had won by 6 lengths at \$16,000. At 15 to 1, I put \$3 across the board on him and then got serious with the remaining contenders. I had to give Emerald Cut the benefit of every doubt. He was the class horse of the race and a logical choice to be right up there at the finish. Giving Emerald Cut the benefit of every doubt, here were the rankings:

SORTED ULTRA SCAN WITH VARIANT

85.5373	RUN THE GALAXY
85.4543	EMERALD CUT-LAST GOOD
Tie 85.33	GALILEO
85.3373	JOHN THE TOUGH
85.2234	ONDALE
84.9292	EMERALD CUT TO ST. LAST
84.9264	LYNWOULD

And, the ranking had I used his last race:

SORTED ULTRA SCAN WITH VARIANT

85.52	RUN THE GALAXY
Tie { 85.33	GALILEO
85.33	JOHN THE TOUGH
85.22	ONDALE
84.92	EMERALD CUT TO ST. LAST
84.92	LYNWOULD

Galileo had to be a Win Bet. Emerald Cut could be handled via an exacta box. John the Tough could not be ignored and at 6.10 to 1, a modest across the board wager took care of him. The Exacta Box, Galileo, John The Tough and Emerald Cut cost \$30 but handled all contingencies. It paid \$129.50. There should be no question as to why I did not use John the Tough's last race, but went two back. His last was at \$28,000. Too high at this stage in the gelding's 3 year development stage. Winning by 6 lengths at \$16,000 was a strong indicator that his weight-off \$18,000 tag today was not too high.

Perhaps you are beginning to see why we recommend the multiple HORSE EXACTA BOX to those who wish to play this exotic. A two horse exacta is a tougher proposition.

THE SIXTH RACE

The big question in this race was how could a supposedly sophisticated racing crowd let SIR EDGAR ALLAN go off at odds of \$31.50 to 1? The answer lay, I suppose, in the fact that the horse had been away since August. A fact no longer as meaningful as it once was. (might have been) Did the mob fail to see that the colt had four regular interval workouts - one a bullet work - and the last a FIVE FURLONG WORK? (this indicator has gained popular support as a result of William Scott's book: "How will Your Horse Run Today?") Granted his last two races at \$40,000 were dismal. Yet, in his last, he flashed a trace of Early Energy with a 59.09 f/p/s first fraction. Today this \$40,000 claimer is up for claim at \$25,000! Almost a 40% drop. He had three good races at HOLL before he went sour. Off his last GOOD race the only competition SIR ED faces today is a favorite going for its third straight win. At these odds I would bet the horse even if it meant getting down on THREE horses to win.

Look at these rankings:

<u>SORTED ULTRA SCAN</u>		<u>SORTED ULTRA SCAN WITH VARIANT</u>	
		85.9772	ATTACK
		85.6122	SIR EDGAR ALLAN
85.7953	ATTACK	85.3925	PATTERN MATCH
85.1391	SIR EDGAR ALLAN	85.3019	BLIZZARD COMIN
85.0832	PATTERN MATCH	85.2243	MINGASH
84.9150	MINGASH	85.0766	OVERLAND JOURNEY

And, MINGASH, off the internal fractions of its October 26 Route, was the 4th Choice. It paid \$12.00 to Place.

I'd like to say that we had the \$2,319 Exacta. But, alas, we did not. Ron, however, did have a Place Bet on Mingash, preferring it to Pattern Match off its LAST race which was run at today's distance, and because Pattern Match has not done well in a sprint since May. Take a look at the Past Performances - 6 straight sprint failures in a row.

Ron was correct. We should have used Pattern Match's last race and taken the Big Exacta.

THE SEVENTH RACE

I was ready to go home. Ron Bauman wanted to stay because it was his 1st HOLL PARK outing as he was scheduled to move back to his beloved Canada the following week. He is now in Canada, by the way, heading the Institute's first International division.

This was an easy race to handicap because of the eleven starters only FOUR figured to have a chance. To make five contenders we included One Eyed Romeo because it once paid us a handsome dividend at Del Mar and Ron likes its name (a good example of scientific handicapping).

ALL THE PACE LINE CHOICES ARE OBVIOUS. ERUPTIVE, the class horse of the race, had serious trouble in Both of his last two starts so those two races were discarded. The new HOLL mile runs like a sprint (ONE TURN) and ULTRASCAN makes automatic distance change adjustments which are applicable from a sprint to a one turn mile. A race such as this, with mixed distances and contenders coming from several different tracks, is best ranked by ULTRASCAN & VARIANT. Always check with ULTRASCAN itself, however. Then compare. With either read-out you would win the \$532.50 Exacta. How ERUPTIVE, with such an excellent pair of races before its trouble races, and with a purse value more than 20% higher than today's purse, could be allowed to pay \$17.80 to place is a mystery to me. But then, CAPTAIN DOUBLE, showing very well in his last two outings went off at 7.40 to 1. I wonder what handicapping method the PUBLIC was using?

~~— SORTED ULTRA SCAN WITH VARIANT~~

SORTED ULTRA SCAN

✓ 85.7618	CAPTAIN DOUBLE	85.1046	✓ ERUPTIVE 7 F
85.6296	CLEAR VERDICT	82.9356	✓ DIALECT
✓ 85.5790	ERUPTIVE 7 F	82.7225	✓ CAPTAIN DOUBLE
✓ 85.5324	DIALECT	82.7053	CLEAR VERDICT

There were NO Pick Six Winners on this day. Had we been inclined toward playing the Pick Six-and had played the favorites in the Maiden Races, we could have been the sole winners. Coulda, mighta...

Bob Purdy gets a little outraged when I fail to capitalize on these opportunities. On the following day, Saturday, he formed a syndicate and proceeded to win a \$68,313.40 Pick Six containing the carry over from the one Ron and I did NOT win. Then to carry the Pygmalion, pupil besting the teacher fantasy, another step, he won TWO MORE PICK SIX'S in the next five days. One of them with Pirco's resident senior, Glenn, "Oh-to-be-seventy again," Smack, who had a large input into the selection process.

Bob Purdy hits pick six's like Babe Ruth used to hit home runs. Standing at the plate Ruth pointed to a spot atop the right field fence and then proceeded to hit the next pitch over that very spot. Purdy calls me and says, "There's a carryover tomorrow, I'm going to win it." And three out of four times he did.

Tom Brohamer, working in concert with Bud Reasner, holds the PIRCO record for the largest pay off per dollar invested. Their \$65, 614 Pick Six was won on a \$12 Ticket.

All this is in no way meant to encourage anyone to play the more expensive exotics. They require a lot of bank and a lot of confidence. Consolations are more frequent than the Big Prize. Exactas are a more realistic proposition for most of us. An excellent income, however, can be made through just playing win and place judiciously.

Exotics are for showing off which I have just been doing, albeit through the skills of others in Pirco. Straight wagering remains as the backbone of the Methodology.

If you are determined to play exotics you should first establish your success record. If it's positive, proceed on that basis. If it's negative, you're gambling. If you're gambling you're defeating the whole purpose of the Methodology.

JOCKEYS AND TRAINERS

As individuals these ladies and gentlemen are vital to racing and have my respect. As handicapping factors I ignore them. Over the years we have learned that any contender with a pace profile and ratings good enough to be a wager has been adequately trained and ridden or it would never have earned its rating.

Generally speaking jockeys, trainers and backstretch people as a group are poor handicappers. Backstretch information is over-rated. If the Stable Boy's information and tips were any good he'd be shoveling in money instead of shoveling manure. Most of us, however, have fixed delusions about the importance of jockeys and trainers that are not subject to logic or change. I'll accept that as a fact of life. It is only human to want to rely on human cunning more than animal ability. Having worked so long as a behavioral scientist, I knew humans and I have come to feel that horses are far more reliable.

HOLLYWOOD PARK - NOV. 16, 1984

RACES PLAYED - By number 1st, 2nd, 5th, 6th, 7th.

JOCKEY'S & TRAINERS OF WINNING HORSES BY DRF RANKING

<u>MUTUEL</u>	<u>RACE #</u>	<u>WINNER</u>	<u>JOCKEY & RANKING</u>	<u>TRAINER & RANKING</u>
\$7.40	1	County Kildare	Lozoya - 14th	T. Burns - <u>Unranked</u>
\$61.60	2	Jo Be Bold	Sibille- 11th	W. Walters - <u>Unranked</u>
\$14.20	5	John The Tough	Olivera- <u>Unranked</u>	W. Wilmot - <u>Unranked</u>
\$65.00	6	Sir Edgar Allan Dominguez-	<u>Unranked</u>	L. Dorfman - <u>Unranked</u>
\$16.80	7	Captain Double	Mc Carron 4th	D. Eldson - <u>Unranked</u>

Five straight winners. In the final race of this streak the winner was ridden by a top 10 jockey. None of the trainers were in the top 15 category.

SPRINT TO ROUTE ADJUSTMENTS

The adjustments given to a horse going from a sprint distance to a route distance for the first time are, by nature, subject to error because they represent what a horse SHOULD do as opposed to what it has ACTUALLY done. Every handicapping method yet devised has employed some form of penalty, usually in fifths of a second, that is applied to the sprinter's time.

We do not need to guess at the amount of a penalty, adding a tick here and dropping one there, as in most systems. We look at the ENERGY EXERTION, by distance, and equalize it accordingly giving us the most precise adjustments possible in this very unprecise area.

Here is an example of TOTAL ENERGY EXPENDITURE by distance at Sportsmans Park.

SPORTSMANS	
<u>SORTED TOTAL ENERGY HORSE</u>	
54.2140	SPORTSMANS 6.5 FUR
53.6517	SPORTSMANS 6 FUR.
52.0902	SPORTSMANS 8.5F
51.8880	SPORTSMANS 9F
51.7220	SPORTSMANS MILE

The first item of interest to be noted here is the fact that more energy is exerted at 6.5 furlongs than at six furlongs at SPT Pk. Something we pointed out in our equalization tables in the two Basic Manuals. Many Chicago area clients thought we had made a mistake. But here is the evidence. These Energy totals are taken from Par Win times for 25,000 claimers,

While these adjustments would suffice for the sophisticated handicapper, they could be disastrous for those who might include in their computations contenders who just did not belong in the race. For example, while an extra fast six furlong horse would be properly credited, so would an especially SLOW sprinter. As viewed in this reading:

SORTED ULTRA SCAN WITH VARIANT

87.2487	SLOW 6F SPTS ADJ
86.4228	EXTRA FAST 6F SPTS
85.9910	SLOW 6F SPTS
85.8455	SPTS 6F RAW
85.8285	SPTS MILE RAW
85.8259	EXTRA FAST 6F SPTS-RAW
85.6406	SPTS 8.5 F RAW
85.5846	SPTS 6.5F RAW
85.5606	SPTS 9F RAW

Since we cannot depend on all clients having the same level of comprehension regarding energy adjustments it becomes necessary to apply a simple adjustment procedure that is universally applicable.

Here is how we would do it at SPTS.

TOTAL ENERGY-PACE OF RACE

<u>DISTANCE</u>	<u>TOTAL ENERGY</u>	<u>DIFFERENCE</u>
6.5 f	54.21	0
6.0 f	53.65	.56
8.0 f	51.72	1.93
8.5 f	52.09	1.56
9.0 f	51.88	1.77

Now we merely make a sprint-route distance adjustment by using the above DIFFERENCE figure and Entering it into OPEN ADJUSTMENT when the computer asks for it. In most cases we enter ZERO (0) into 3rd. Fraction adjustment. Naturally if you have MORE SPRINTERS in the race than ROUTERS you would adjust the ROUTER with + (PLUS) the above diff. Keep it as simple as possible. Don't adjust any more contenders than necessary. NEVER ADJUST BOTH SPRINTERS & ROUTERS.

Another peculiarity of this track is that LESS energy is expended at ONE MILE than at the longer route distances. More reason why every serious handicapper should keep a current Track Profile. Now examine the ULTRASCAN & VARIANT reading for the same entries. The built-in automatic adjuster ALMOST equalizes the ENERGY EXPENDITURE between these distance without any USER INPUT. At many tracks no further adjustment is required. Here are the SPTS ratings for our various times utilizing the built-in automatic adjustment feature of the ULTRASCAN PROGRAM:

SORTED ULTRA SCAN WITH VARIANT
AUTOMATIC ADJUSTMENT

85.8455	SPTS 6F RAW
85.8285	SPTS MILE RAW
85.6406	SPTS 8.5 F RAW
85.5846	SPTS 6.5F RAW
85.5606	SPTS 9F RAW

Unadjusted Ultrascan & Variant readings will invariably give sprinters a slight edge since ALL distances are adjusted to a mean sprint energy equation and, because theoretically, a sprinter stretching out should get a penalty relative to the added distance. That theory is negated by the FACT that only certain sprinters going into a route for the first time have the capacity to expend their energy over the longer distances. Without going into breeding and training factors, the handicapper has little insight into the situation and so must obtain information on the basis of what is visible in the Racing Form.

If you answer Y (yes) to the computer's question: "Want to make adjustments Now?, You will get These Readings from the above times:

SORTED ULTRA SCAN WITH VARIANT

COMPUTER ADJUSTED

87.0425	SPTS MILE
86.8765	SPTS 9 F
86.7214	SPTS 8.5 F
86.5315	SPTS 6F

Here are some examples of this procedure at work.
The Par Times we used at Sportsmans are median win times taken from our SPTS Track Profile: They are:

	<u>6 Fur.</u>	<u>.6.5 Fur.</u>	<u>8 Fur.</u>	<u>8.5 Fur.</u>	<u>9 Fur.</u>
2 call:	46.8	46.8	73.4	73.55	73.65
Final :	73.2	118.8	100.8	107.2	113.825

SPORTSMANS

6 FUR -RAW

FACTOR W RATING... 69.1012
PACE SCAN EARLY... 71.6202

PACE SCAN SUST.... 71.1623
ULTRA-SCAN..... 82.7472

ULTRA WITH VARIANT 85.8455

SAME HORSE-ADJUSTED

FACTOR W RATING... 68.0612
PACE SCAN EARLY... 70.3825

PACE SCAN SUST.... 69.9246
ULTRA-SCAN..... 80.7987

ULTRA WITH VARIANT 85.4570

The adjustment was for 6 furlongs to 8.5 furlongs
a Total of—1.56 per our difference chart on the pre-
ceding page. Now let's adjust a 6.5 Furlong Horse going
into a 9 furlong Race. The difference is — 2.33

6.5 Fur. - RAW

FACTOR W RATING... 69.4760
PACE SCAN EARLY... 72.0377

PACE SCAN SUST.... 71.6914
ULTRA-SCAN..... 83.4392

ULTRA WITH VARIANT 85.5846

6.5 Fur-ADJUSTED

FACTOR W RATING... 67.9227
PACE SCAN EARLY... 70.1840

PACE SCAN SUST.... 69.8377
ULTRA-SCAN..... 80.5246

ULTRA WITH VARIANT 85.0000

Do not be alarmed that our adjustment is not the same
as the one in the read out between Ultrascan and Ultra-
scan & Variant. Remember, the adjustment is being made
to a Universal Constant as well as to the Horse itself.

HERE IS OUR NEW SPRINT ROUTE
PROPERLY AND REALISTICALLY ADJUSTED

85.8455	SPTS 6F RAW
85.6406	SPT 8.5F RAW
85.5846	PTS 6.5 F RAW
85.5606	SPTS 9F RAW
85.4570	SPTS 6F ADJUSTED ✓
85.0000	SPT 6.5F ADJUSTED ✓

If you are asking why the 6.5 furlong horse gets a bigger penalty than the 6 furlong horse, you failed to read or understand the fact that AT SPORTSMANS MORE energy is exerted at 6.5 furlongs than at 6. This is rare and will seldom occur elsewhere; but when it does, BELIEVE THE FIGURES. The public probably is unaware of the phenomenon.

This adjustment procedure handles horses of equal pace potential. But what about an exceptionally FAST HORSE coming from a higher ENERGY level entering a route today off an OUTSTANDING SPRINT. The answer is simple:

MAKE NO ADJUSTMENT

I seem to hear the far off question: "How do I know if it's an exceptionally fast sprinter from a higher energy level?" The answer is twofold. First, you WILL know if you keep a Track Profile. Second, if you cannot immediately distinguish between Fast and Ordinary times by distance, you need more schooling in the basics. I hear another question. This one in the "Yea but," category. "Yea but-what if I'm at Sportsmans -or Arlington or Fairgrounds - or wherever - and a horse from Aqueduct shows up. I have no Pace Profile of Aqueduct. What then?" Then you use what you have. The Past Performance chart of the Aqueduct horse. Never mind what the horse did . TAKE YOUR ENERGY FIGURES FROM THE PACE OF THE RACE. Here is an Aqueduct horse that showed up at Hollywood Park. From this one chart I learned all I needed to know about, not only Aqueduct, but Belmont as well.

Royal Nashapolis

Own.—Davis A

114

Dk. b. or br. f. 3, by Native Royalty—Nashapolis, by Nashua Blue

Br.—Peskeff S D (Ky)

1984 8 2 2 1

\$23,690

Tr.—Meschera Gasper S

\$47,500

1983 0 M 0 0

Lifetime 8 2 2 1 \$23,690

29Nov84-1Aqu	1	:47 1:14	1:41 1gd	4 114	21	2nd	11 12	Davis R G ³	Ⓢ c32500	60-35	RoyiNshpolis,WhsprngIrsh,ExplotGI	7
12Nov84-3Aqu	6f	:23	:47 1:12 3gd	21 118	31	21 1/2	24 21 1/2	MacBeth D ¹⁰	Ⓢ 25000	77-25	OhMyLark,RoyiNshpolis,TikiTylor	11
29Oct84-9Aqu	6f	:23 1/2	:47 1:13 m	5 119	54 1/2	44 1/2	44 1/2	MacBeth D ⁶	25000	76-18	RoyalNashpolis,M.V.OnFive,Cynge	11
27Sep84-9Bel	6f	:23 1/2	:47 1:14 ft	5 115	1hd	21	22 24 1/2	MacBeth D ¹	25000	68-31	IrishBoo,RoyiNshpolis,PnppiPunch	10
20Sep84-3Bel	6f	:22 1/2	:46 1:12 4ft	12 114	53 1/2	84 1/2	81 1/2 99 1/2	Davis R G ³	35000	68-26	Dddy'sSlugg,Jimmy'sGrl,VIO'Sir	12
2Sep84-2Bel	6f	:22 1/2	:46 1:12 2ft	9 114	11	2 1/2	33 1/2 36 1/2	Davis R G ⁷	45000	73-17	ExplicitGI,Jimmy'sGrl,RoyiNshpolis	10
16Aug84-5Sar	6f	:22 1/2	:46 1:12 ft	11 116	52 1/2	87 1/2	91 1/2 91 1/2	MacBeth D ⁹	35000	67-21	Video Queen,Dorset,Shift Key	9
28Jly84-9Bel	6f	:23	:46 1:12 1gd	9 116	32 1/2	52 1/2	42 52 1/2	Davis R G ¹	ⓈM25000	78-14	†ShiftKey,IrisDrln,Dddy'sSlugg	11
Nov 24 Bel 3f ft		:37 h										
Nov 11 Bel 3f ft		:38 1/2 h										

PACE OF RACE ENERGY

COMPETITION LEVEL FOR:

ROYAL NASHAPOLIS

AQU	MI	GOOD	DIST. 8	
2ND	FIN	TTL	EARLY	LATE
53.51	48.53	51.02	52.44	47.56
AVG	AVG	AVG	AVG	AVG
53.51	48.53	51.02	52.44	47.56
		TTL	EARLY	LATE

TRK Good

CLASS	AQU	6FUR	DIST. 6	
2ND	FIN	TTL	EARLY	LATE
55.93	51.97	53.95	51.84	48.16
56.17	50.77	53.47	52.52	47.48
AVG	AVG	AVG	AVG	AVG
56.05	51.37	53.71	52.18	47.82
		TTL	EARLY	LATE

} TRK
Good

CLASS	BEL	6F	DIST. 6	
2ND	FIN	TTL	EARLY	LATE
55.23	50.38	52.81	52.3	47.7
56.41	50.77	53.59	52.63	47.37
56.65	51.16	53.91	52.55	47.45
56.41	51.97	54.19	52.05	47.95
AVG	AVG	AVG	AVG	AVG
56.18	51.07	53.63	52.38	47.62
		TTL	EARLY	LATE

From this limited information I perceive the following:
AQU runs faster when GOOD then when FAST.

On a Good track horses exert more LATE ENERGY than they do on fast track.

At the competition level faced by this horse, TOTAL ENERGY is quite uniform.

That the energy adjustment between One Mile and Six Furlongs between AQU and BEL is: 2.69

There is a difference of TWO furlongs between One Mile and Six Furlongs. Hence the ave. PER FURLONG Energy Difference is one-half of 2.69 or 1.345. Making the Per one-half furlong difference: .67.

So if this horse were going into a mile and one sixteenth at MY track today I would give it a -(minus) 3.35

There is a difference of 5 one-half furlongs between 6 furlongs and a mile and one-sixteenth. NOT five and a half furlongs. FIVE increments of a half furlong each. I also note that there is little Total Energy Difference between 6 furlongs at AQU and at BEL. So I'm safe in equalizing the adjustment.

I know enough to adjust this horse to any track with which I am familiar.

I also know that if the Daily variant at MY track was 12 yesterday and there has been no weather change, I must give this horse credit. I will use its Pace Line of November 12, when the daily variant was 25. I will use .08 per point of variant.* $.08 \times 13 = 1.04$. (its 25 minus my 12 = 13) I know how to do all these things because I read the FACTOR ANALYSIS manual where it was all explained.

Garnering a wealth of information from a limited amount of facts is like anything else in life. You make the best of what you have. You wish you had more. But if you don't, use what you DO have or pass the race; pass life's opportunities; or whatever. Play or Pass.

* Or .11, depending on track.

Before we leave this subject, let's return to the reason WHY we do not adjust a horse coming from a higher energy level sprint into a route. This procedure is ONLY APPLICABLE with ULTRASCAN, NOT the Basic Method, because in ULTRASCAN there is a built-in variable adjuster already. Adding or subtracting too much from this pre-adjuster will tilt the delicate balance of the formula.

The energy times constructed within the formula itself are like Greenwich Mean Solar Time. If it's noon in Greenwich, England, time everywhere is relative depending on the zone. Sprint to Route adjustments are the equivalent of one zone having Daylight Savings time. The sun's position in the heavens is the same but our habits are adjusted to the clock.

Here is a read-out from that Extra Fast (By SPTS standard) six furlong horse.

The times represent Par Energies for the Highest Energy Level at Sportsmans: 2nd call- 46.6 Final - 72.8

HORSE # 7 EXTRA FAST 6F SPT RAW

PACE VARIANT..... 2.0
 3RD FRAC. VARIANT. 1.30
 TOTAL ENERGY RACE. 53.9563
 TOT ENERGY HORSE.. 53.9563
 COMPOSITE RATING.. 78.0887
 TRUE SPEED..... 54.3956
 EARLY PACE RATING. 78.3262
 SUST. PACE RATING. 75.1908

FACTOR W RATING... 69.3042
 PACE SCAN EARLY... 71.8579

PACE SCAN SUST.... 71.4100
 ULTRA-SCAN..... 83.1277

ULTRA WITH VARIANT 85.8259

This animal exerted a total energy of 53.95, +.30 MORE than the average six furlong horse, incurring its penalty of 1.56 when going into a race of 8.5 furlongs at its OWN competition level. Since this horse has AUTO MATICALLY been adjusted to its own competition level nothing further is required. Statistically this horse has a good chance of winning a route when making a distance change for the first time because its sprint energy exceeds the route equivalent. The adjusted horses DID NOT. They would need to find a field of routers who could NOT race to their par in order to win.

DETERMINING PARS

This is done, quite simply, by keeping a Daily Win Energy Profile of the tracks in your circuit whose Results Charts appear regularly in your Copy of the Daily Racing Form. (see inside back cover)

Here is an arbitrary sample at six furlong and a mile and one-sixteenth:

CLASS	YOUR TRACK	6 FUR	DIST. 6	
2ND	FIN	TTL	EARLY	LATE
58.67	52.8	55.74	52.63	47.37
58.41	52.8	55.61	52.52	47.48
57.39	50.77	54.08	53.06	46.94
57.89	51.97	54.93	52.69	47.31
57.64	50.38	54.01	53.36	46.64
57.39	51.16	54.28	52.87	47.13
57.64	50.77	54.21	53.17	46.83
AVG	AVG	AVG	AVG	AVG
57.86	51.52	54.69	52.9	47.1

CLASS	YOUR TRACK	8.5 F	DIST. 8.5	
2ND	FIN	TTL	EARLY	LATE
55	51.56	53.28	51.61	48.39
54.7	51.56	53.13	51.48	48.52
55.15	51.89	53.52	51.52	48.48
54.25	51.56	52.91	51.27	48.73
53.51	51.89	52.7	50.77	49.23
AVG	AVG	AVG	AVG	AVG
54.52	51.69	53.11	51.33	48.67

Since the read-outs appear in feet per second you may be wondering how to convert them back into FRACTIONS. Well, if dividing feet by time gives us f/p/s, it follows as night the day, that dividing feet by f/p/s will give us fractions.

Here are the Sprint averages: (from preceding page)

<u>2nd Call</u>	<u>Final Frac</u>	<u>Total Energy</u>	<u>Final Time</u>
57.86	51.69	53.11	
<u>2640 Feet</u>	<u>1320 Feet</u>		
2640/57.86	1320/51.69		
45.62	+ 25.53		= 71.15 (1:11:75)

Hence the pars derived from the energy figures are:

2nd call 45.62 3rd fraction 25.53 Final Time 71.15

THESE are Fractional and Final TIMES.

Doing the same for the 8.5 furlong pars:

<u>2nd Call</u>	<u>Final Frac</u>	<u>Total Energy</u>	<u>Final TIME</u>
54.52	51.69	53.11	
<u>3960 Feet</u>	<u>1650 Feet</u>		
3960/54.52	1650/51.69		
72.63	31.92		= 104.59 (144:3)

To help you make these simple transpositions, here is a chart:

FEET IN DISTANCE CHART

<u>2nd Call Sprint</u>	<u>2nd call Route (8 to 9.5 Fur)</u>
1/2 mile 4 fur.	3/4 mile-6 fur
<u>2640 Feet</u>	<u>3960 Feet</u>

FINAL FRAC. BY DISTANCE

5.0 f	660 Feet
5.5 f	990
6.0 f AND 8.0 f	1320
6.5 f AND 8.5 f	1650
7.0 f AND 9.0 f	1980
7.5 f AND 9.5 f	2310

<u>DISTANCE</u>		<u>NUMBER OF FEET - FINAL TIME</u>
5.0	f.....	3300 Feet
5.5	f.....	3630
6.0	f.....	3960
6.5	f.....	4290
7.0	f.....	4620
7.5	f.....	4950
8.0	f.....	5280
8.5	f.....	5610
9.0	f.....	5940
9.5	f.....	6270

This chart is not required to make your Track Profile but it may come in handy. Just remember there are 660 feet in a furlong and you won't ever need any charts.

Since we have made this mythical Track Profile, let's enter the Averages into the ULTRASCAN PROGRAM and view the results:

<u>RAW</u>		<u>RAW</u>	
<u>HORSE #</u>	<u>PROFILE 6 F AVE.</u>	<u>HORSE #</u>	<u>TRACK PROFILE 8.5F</u>
PACE VARIANT.....	.77	PACE VARIANT.....	2.6
3RD FRAC. VARIANT..	.648	3RD FRAC. VARIANT..	.686
TOTAL ENERGY RACE..	55.2218	TOTAL ENERGY RACE..	53.3565
TOT ENERGY HORSE..	55.2218	TOT ENERGY HORSE..	53.3565
COMPOSITE RATING..	80.3188	COMPOSITE RATING..	77.0886
TRUE SPEED.....	55.6570	TRUE SPEED.....	53.6380
EARLY PACE RATING..	78.9347	EARLY PACE RATING..	77.2615
SUST. PACE RATING..	75.8519	SUST. PACE RATING..	75.8135
FACTOR W RATING...	70.1479	FACTOR W RATING...	68.9043
PACE SCAN EARLY...	72.8624	PACE SCAN EARLY...	71.2746
PACE SCAN SUST....	72.4220	PACE SCAN SUST....	71.0677
ULTRA-SCAN.....	84.7146	ULTRA-SCAN.....	82.3604
ULTRA WITH VARIANT	85.8168 ✓	ULTRA WITH VARIANT	85.35 ✓

ADJUSTED TO 8.5f
HORSE # - 6f(-1.87) TO 8.5f

FACTOR W RATING... 68.9012
 PACE SCAN EARLY... 71.3740
 PACE SCAN SUST.... 70.9336
 ULTRA-SCAN..... 82.3705

ULTRA WITH VARIANT 85.34 ✓

TOTAL ENERGY SPRINT: 55.22

TOTAL ENERGY ROUTE : 53.35

DIFFERENCE: 1.87

By adjusting our "Par Sprinter with a MINUS 1.87 in OPEN ADJUSTMENT and 0 in 3rd Fraction Adjustment we equalize the two ULTRASCAN & VARIANT Ratings. This Sprinter comes just short of equaling the router. However, you will learn that in ULTRASCAN the ratings are so delicate that ONE point constitutes a real difference. This is why we carry the numbers to four beyond the decimal in most versions.

DISTANCE ADJUSTMENTS

USE WIN ENERGY TIMES

TOTAL ENERGY RACE

SUBTRACT THE DIFFERENCE-

LOW FROM HIGH

ENTER THE DIFFERENCE INTO

THE OPEN ADJUSTMENT

OF THE HIGH ENERGY HORSE

WHEN WIN ENERGY PARS ARE
NOT AVAILABLE, GET ENERGY
FIGURES FROM THE PACE OF
RACE (NO BEATEN LENGTHS)
THAT YOU ARE USING FOR
THE UNKNOWN QUANTITY HORSE

-8-

IF THE PACE LINE IS GOOD
ENOUGH FOR YOU TO USE
IT'S GOOD ENOUGH TO MAKE
YOUR ADJUSTMENTS FROM

DOCUMENT CAREFULLY WHAT
ENERGY FIGURES APPLY TO
SPRINTERS WHO SUCCESSFULLY

STRETCH OUT AT YOUR TRACK.

APPLY ENERGY ADJUSTMENTS
ACCORDINGLY

And likewise your wagers. Do a BROHAMER REGRESSION
MODEL on the AMOUNT OF TOTAL ENEGY and running style of
Sprinters who successfully run against routers. You
will soon see a pattern emerge. When you spot this
pattern in a race that you are handicapping you will
immediately recognize it and include the sprinter that
is stretching out. When you see NO evidence of the
pattern you can usually throw that sprinter OUT.

IT IS SELDOM NECESSARY
TO MAKE ADJUSTMENTS
FOR HORSES RUNNING
WITHIN THE SPRINT OR
ROUTE STRUCTURE

THE AUTOMATIC ADJUSTMENT
DOES THIS FOR YOU

At some tracks with tight turns or short tracks where
Routers have to negotiate FOUR turns, a 3rd Fraction
adjustment may be required. You will be able to deter-
mine this from keeping a CURRENT TRACK PROFILE FOR
ALL DISTANCES.

POMONA, a HALF-MILE Fair Track in Southern California
is a good example. Let's investigate it.

Using Par Energy times for High Class Claimers of:

6 fur. 2nd call 44.3 Final 70.1

9 fur. 2nd call 72.75 Final 111.

Here are the TOTAL ENERGY FIGURES:

Raw
SORTED TOTAL ENERGY HORSE

55.9847	POM 6F
53.0761	POMONA 9 FUR

The DIFFERENCE between 6 and 9 furlongs Total Energy
is 55.98 - 53.07 TOTAL:-2.91

By entering a MINUS 2.91 into the sprinter's OPEN
ADJUSTMENT, we see this:

HORSE # POMONA 9 FUR	HORSE # POM 6F OPEN ADJ ONLY
PACE VARIANT..... 2.9	PACE VARIANT..... 2.2
3RD FRAC. VARIANT. .885	3RD FRAC. VARIANT. 2.37
TOTAL ENERGY RACE. 53.0761	TOTAL ENERGY RACE. 53.0244
TOT ENERGY HORSE.. 53.0761	TOT ENERGY HORSE.. 53.0244
COMPOSITE RATING.. 76.6230	COMPOSITE RATING.. 76.4353
TRUE SPEED..... 53.3213	TRUE SPEED..... 53.5807
EARLY PACE RATING. 77.2165	EARLY PACE RATING. 78.3419
SUST. PACE RATING. 75.6144	SUST. PACE RATING. 74.1264
FACTOR W RATING... 68.7174	FACTOR W RATING... 68.6830
PACE SCAN EARLY... 71.0676	PACE SCAN EARLY... 71.1868
PACE SCAN SUST.... 70.8388	PACE SCAN SUST.... 70.5846
ULTRA-SCAN..... 82.0093	ULTRA-SCAN..... 81.9781

ULTRA WITH VARIANT 85.3758 ✓ ULTRA WITH VARIANT 85.4129 ✓

That is still a rating of 4 points higher than the 9
furlongs horse. Unrealistic to anyone who has attended
the Pomona Fair. It almost seems as though you could
handicap the entire following day's card during the time
it takes them to negotiate all the turns involved.

Sprinters without enough stamina and proper rating may
still be running a day or two after the Fair closes.

When they finally come down the stretch to the wire
I get the feeling that they are backing up or will
fall down from sheer inertia before the finish.

So, a -2.91 penalty is not enough for a sprinter try-
ing to route here. Since stamina is manifest in the
final fraction, we make a minus adjustment here as well.

How MUCH adjustment? Well, that is easy to generate. The total ENERGY differential between the two distances is 2.91. The number of ONE HALF furlongs separating 6 furlongs and 9 furlongs is SIX. 2.91 divided by 6 = .48. Since the ULTRASCAN program automatically divides the 3rd fraction adjustment by 2, WE DOUBLE IT and enter-.96 (Minus -.96) 3rd Fraction Adjustment. NOW we have a realistic figure for the sprinter going into a 9 furlong event at POMONA today.

HORSE # 1 POM SIX OPEN+3F ADJ.

BASE VARIANT
 TOTAL ENERGY HORSE: 52.7844
 TOT ENERGY HORSE.. 52.7844
 COMPOSITE RATING.. 75.9025
 TRUE SPEED..... 53.5807
 EARLY PACE RATING. 78.3419
 SUST. PACE RATING. 73.6464

FACTOR W RATING... 68.5230
 PACE SCAN EARLY... 71.0062

PACE SCAN SUST.... 70.3354
 ULTRA-SCAN..... 81.6942

ULTRA WITH VARIANT 85.3691 ✓

An Adjusted ULTRASCAN & VARIANT Rating of 85.36

Respectable enough. But realistically a FULL POINT Lower than that of the proven 9 furlong horse. If this adjustment proved to be inadequate at your less-than-a-mile track you may enter a 3rd fraction adjustment equal to no more than ONE HALF the Open adjustment. Had we done this here, this would have resulted; ranking the six furlong horse about 6 points behind the router,

FACTOR W RATING... 68.3363
 PACE SCAN EARLY... 70.7962

PACE SCAN SUST.... 70.0597
 ULTRA-SCAN..... 81.3623

ULTRA WITH VARIANT 85.3171 ✓

ULTRASCAN & PHASE III ADJUSTMENTS

It is important to reiterate that ULTRASCAN, Phase IV Handicapping, is not intended to replace the basic premise of Phase III Handicapping but, rather, to augment it. ULTRASCAN merely does FOR you AUTOMATICALLY what proper interpretation of the Basic procedure does.

Consequently adjustment factors for Variant and distance as outlined in the Basic Manual and, more precisely, in the Factor Analysis manual, are applicable to ULTRASCAN.

IF YOU ENTER YOUR OWN VARIANT AND/OR
DISTANCE ADJUSTMENTS THEN IGNORE THE
ULTRASCAN & VARIANT READOUT. USE THE
RAW ULTRASCAN RATING
IT WILL BE ADJUSTED BY YOUR INPUT.

RULE OF THUMB ADJUSTMENT TABLE

Per point of Daily Racing Form variant.....11
Per 1/2 furlong Distance Adjustment.....35
2 points of daily variant over or under the average that
you establish = 0.

EXAMPLE: (Using figure A)

On the next page you will see three contenders with pace lines underlined. Two come off a 26 daily variant. So 26 would equal 0. Likewise 24 or 25, 27 or 28 would be 0. Haji Baba's line is from a 17 Daily Variant. 26 minus 7 is 9 so Haji Baba would get an adjustment of $-.99$ less 2 X 11, or $-.77$ entered into OPEN ADJUSTMENT ONLY.

EXAMPLE: (Using Figure B)

Here we are making a Sprint to Route Adjustment for HAJI BABA, equalizing him to Blue Rim Rock and Buen Jefe, who ran at One MILE. First note the $-(\text{minus}) .77$, then make the 6 furlongs to One Mile penalty of $.35$ per 1/2 Furlongs. There are FOUR increments of 1/2 furlongs between six furlongs and eight. Four times $.35 = 1.40$.

Next, Add .77 and 1.40 (minus, remember) for -2.17.
Enter a (minus) -2.17 into HAJI BABA'S OPEN ADJUSTMENT.
Finally, because we are taking Haji Baba from a sprint
to a route, we must make a small 3rd Fraction Adjustment
of ONE-HALF the Open Adjustment. We don't have to be too
meticulous about this; - .18 will suffice.

SUMMARY:

DAILY VARIANT ADJUSTMENT: -.77

DISTANCE ADJUSTMENT : 6 f to 8 f. .77+1.40 = 2.17.

-2.17 into OPEN ADJUSTMENT

-.18 into 3rd FRAC. ADJUSTMENT

6th Bay Meadows



6 FURLONGS. (1.07%) ALLOWANCE. Purse \$16,000. 3-year-olds and upward. Non-winners of \$3,000 three times other than maiden, starter or claiming. Weights, 3-year-olds, 118 lbs.; older, 120 lbs. Non-winners of two such races since October 1 allowed 3 lbs.; one such race since then, 6 lbs.

Hajji Baba

Own.—Hajji Farm

112

B. c. 3, by Kinslar—Miss Lynn Marie, by Windy Sands
Br.—Hanson J (Cal)
Tr.—Jackson Monty

1984 13 3 2 2 \$34,280
1983 6 1 0 1 \$2,280
Turf 1 0 0 0

Lifetime 19 4 2 3 \$42,563

21Oct84-48M 6f :22.2 453 1:10 1ft 41 114 22 21 12 124 Warren R J Jr 40000 88-17 HajjiBaba,FlyingRock,CptinCrozier
30Oct84-48M 1 :48.2 1:12 31:38 29 114 11 2nd 55 7111 Warren R J Jr 7000 75-13 BusyRuler,NakAck,LordOfTheWind
10Aug84-11Stk 5f :22.3 453 1:04 ft 7-5 111 41 31 1st 143 Warren R J Jr 2 Aw3000 97-09 Hajji Baba, Shwe Hla, Megafo
3Aug84-7SR 1 :46.3 1:10 2 1:36 2ft 61 108 1st 2nd 451 481 Winick D1 Aw12000 83-11 Wind's Way, CrimsonSaul,Billdajen
26Jly84-11SR 1 :46.1 1:09 4 1:34 2ft 14 107 22 34 510 6123 Winick D3 Aw10000 89-09 Mangaki,GintPolex,Don'tRejectMe
8Jly84-9Pin 5f :21.3 434 1:02 ft 51 115 43 451 47 473 SchvnvldtCP7 Aw14000 94-06 MuchFineGold,ElgtGold,RpidRogu
27Jun84-11Pin 6f :22.3 443 1:10 1ft 3 115 42 33 221 41 SchvnvldtCP8 Aw13000 92-12 RcordClch,DimondGorg,RpidRogu
16Jun84-6GG 6f :22.1 45 1:09 4ft 31 113 22 21 21 13 SchvnvldtCP5 Aw14000 90-11 Hajji Baba, GinOver,ToastMeTwice
18May84-7GG 6f :22.3 45 1:10 1ft 8-5 1085 63 53 79 79 Garcia J Jr Aw17000 79-18 Stable Eyes,Mangaki,John'sRuffie
18May84-Broke in a tangle
3May84-6GG 6f :22.1 45 1:09 4ft 21 1095 12 12 11 2nd Garcia J Jr Aw18000 90-19 Buen Jefe, Hajji Baba, Stable Eyes
Nov 21 BM 4m :49 4h Nov 12 BM 6f d 1:15h Nov 6 BM 12.5 f d 1:04 2h 0 Oct 19 BM 3 f d :35 h (d)

Blue Rim Rock

Own.—Love J B

114

Dk. h. or br. g. 6, by Second Pleasure—Ky Lina, by Kentucky Pride
Br.—Grich A (Wash)
Tr.—Roberts Tom

1984 13 7 5 1 \$71,865
1983 9 2 2 2 \$15,536
Turf 1 0 0 0

Lifetime 42 15 11 4 \$135,246

10Nov84-68M 1 1/2 :47.2 1:12 1:45 m 2 114 2nd 22 33 351 Baze R A3 55000 62-32 Libanon, MonteDevil,BlueRimRock
25Oct84-88M 6f :22.1 451 1:09 4ft 2-2 117 21 1st 2nd 23 Baze R A2 Aw16000 87-26 SplendourBoy,BlueRimRock,BunJf
5Aug84-9Lga 6f :22 :44 1:15 ft 81 115 11 1st 2nd 23 Frazier B2 Gov H 33-17 TrvlingVctor,BIRmRock,CndyPtch
14Jly84-7Lga 6f :22.2 453 1:09 1ft 1 122 2nd 2nd 11 11 Stevens G L1 60000 90-15 BlueRimRock,Earthquake,Marketa
5Jly84-9Lga 6f :22 :44 3 1:09 2ft 4-5 122 2nd 1st 11 2nd Stevens G L3 Aw9400 89-24 CndyPtch,BluRmRock,Rff'sNightO
3Jun84-8GG 6f :22 :44 3 1:09 2ft 7-5 115 2nd 2nd 21 2nd Baze R A3 Aw18000 92-16 EnmyNumbOn,BluRmRock,Bullbr
26Jun84-6GG 6f :22.1 443 1:09 ft 2 117 21 2nd 11 1st Baze R A7 40000 94-12 BlueRimRock,Bullbr,McKinleyPrx
26Apr84-8GG 6f :22.3 452 1:10 1ft 6-5 114 1st 1st 11 1st Baze R A6 Aw18000 88-17 BluRmRock,DimondGorg,RcordClch
18Feb84-4GG 6f :23 :47 3 1:13 sl 4-5e 115 21 2nd 1st 21 Baze R A6 40000 73-36 AuroraSea,BlueRimRock,JuanBrrer
5Feb84-48M 6f :23 :45 3 1:09 3ft 7-5 118 21 2nd 11 1st Baze R A3 25008 92-17 BIRmRock,DommntRon,Frnch'sLck
Nov 14 BM 4m :50 h 0 Oct 23 BM 3 f :34 h Oct 18 BM 4 f :47 h Oct 13 BM 5 f 1:03 h

Buen Jefe

Own.—Howard Myny

112

Ch. c. 3, by Delaware Chief—Asterica, by No Prevee
Br.—Howard Myny (Cal)
Tr.—Utley C L

1984 12 2 1 5 \$47,380
1983 5 1 1 0 \$5,868
Turf 1 0 0 0

Lifetime 17 3 2 5 \$52,440

3Nov84-68M 1 :46.3 1:10 4 1:35 4ft 31 1095 11 1st 32 373 Castro J M1 Aw17000 81-22 King Tobin, Ponjan, Buen Jefe
25Oct84-88M 6f :22.1 451 1:09 4ft 17 112 54 42 314 33 Warren R J Jr Aw16000 87-26 SplendourBoy,BlueRimRock,BunJf
25Oct84-Wide on turn
18Sep84-98mf 6f :22 :44 3 1:09 2ft 5 1095 57 58 56 39 Garcia A J4 40000 89-13 Irishr, McKinley Park, Buen Jefe
17May84-8GG 7f :23 :46 3 1:30 2fm 17 111 32 65 87 881 Warren R J Jr Aw20000 80-12 Invoke, Naturals Grand, Nak Ack
17May84-Steadied 1/2
3Mar84-6GG 6f :22.1 45 1:09 4ft 2 117 22 22 21 1st Warren R J Jr Aw18000 90-19 Buen Jefe, Hajji Baba, Stable Eyes
24Apr84-8GG 6f :22 :46 1:10 3ft 61 117 31 31 21 221 Warren R J Jr Aw16000 83-20 IrishScoundrel,BuenJefe,HajjiBaba
13Apr84-6GG 6f :22 :45 1:10 ft 13 1155 33 31 43 323 Cuffari S J3 Aw16000 86-15 LindenDoc,Moline,HajjiBb,BuenJefe
13Apr84-Bumped at 1/8
29Mar84-6GG 6f :22.1 453 1:10 2ft 11 1155 64 63 35 40 Cuffari S J3 Aw15800 81-29 CveCreek,IrishScoundrl,NturalsGrad
29Mar84-Broke in a tangle
19Mar84-6GG 6f :22.2 46 1:12 3gd 8-5 1095 32 43 31 12 Cuffari S J4 Aw14000 76-26 Buen Jefe, Magnatice, Jim's Emvov
19Mar84-Bumped, steadied at 1/2
6Mar84-6GG 6f :22.3 45 4 1:10 2ft 41 1095 76 55 56 451 Cuffari S J7 Aw15800 81-23 Run RonRun,StableEyes,HajjiBaba
Nov 15 BM 5 f 1:01 h Nov 2 BM 3 f :30 h Oct 23 BM 3 f :35 h Oct 13 BM 5 f :50 h


If you dwell on the WHAT, as in What to do in making such adjustments, you will constantly be referring to the directions. Concentrate on the WHY. Why are we making these adjustments? ANSWER: Because Haji Baba' velocity times were aided by a FASTER TRACK.

Haji Baba's figures were taken off a Sprint. If the horse is to be projected into a ROUTE, (1 mile in this case) it must be penalized for the added energy required for the extra distance. The AMOUNT of the adjustment is based on ENERGY EXPENDITURE required, (A) by point of DRF daily variant, and, (B) per 1/2 furlong of added distance. Here is an explanatory chart:

SORTED TOTAL ENERGY HORSE

55.9501	45.8-70.4 RAW
55.9358	46.8-71.4 ADJ BY .11 VAR
54.6436	71-96 RAW MILE
54.4624	6F TO MILE ADJ
54.3806	71.2-102.6 8.5F
54.2001	45.8-70.4 ADJ BY .35 PER 1/2 F

We said at the outset that these were RULE OF THUMB AVERAGES. Optimal results come from using the figures obtained through maintaining accurate Track Profiles. If a good used car will satisfy your transportation needs, these adjustments will be adequate. If you hanker for a Mercedes, use your Track Profiles, keep them current and, heed Barry Burkan's advice regarding a BROHAMER MODEL.



WIN PROFICIENCY POTENTIAL -AVE.

A.J. PILET. AND THE
BATTLE OF NEW ORLEANS

One of his city's most successful business men, A.J. is also an avid student of the Handicapping Arts. He has been a client for many years and goes by his Pirco code name: "Napoleon." He is accustomed to authority over a large staff of efficient people. Even as they respond to his commands, couched always in the form of polite requests, he expects his computer to do likewise. His command to his computer, completely uncouched, is "Win Every Race!" When the computer balks, A.J. calls me seeking a more perfect program. 60 to 70% winners is short of the perfection that he demands. After he witnessed the power of ULTRASCAN, Napoleon retreated to his Louisiana Versailles to contemplate why a horse at Jefferson Downs who ran a mile and 40 yards in 1:47:2 should get a higher ULTRASCAN & VARIANT rating than a horse that ran the same distance at the same track in 1:45. The answer lies in the automatic variable adjuster that equalizes all contenders to a meridian, which is particularly effective in routes and at tracks where par times are less blazing than those on the West Coast. It is especially predictive at the cheaper tracks where horses have shorter in-form cycles and repeat winners are infrequent, or come in a burst, to return seldom again if ever. The reason for the apparently slower animal winning the race lies in the actual winning times of the race itself which equated almost exactly with the past performance line of the winner. This then, is a tip-off that the particular set of circumstances causing the seemingly "fast" horses to run their past performances races, were not likely to be repeated. This is not something you necessarily have to interpret. Ultrascan & Variant will do it for you. To further support the power of this ranking at slower tracks, refer to the second ranked horse, Note of Reality, who placed: \$12.00. while the alleged speed came in 5th and 6th.

10th Jefferson Dn.

1 MILE 40 YARDS. (1.39%) CLAIMING. Purse \$3,700. 3-year-olds and upward, non-winners of two races in 1984. Weight, 3-year-olds, 117 lbs.; older, 120 lbs. Non-winners of a race in 1984 allowed 3 lbs. Claiming price \$7,500. (Claiming races for \$6,500 or less not considered in eligibility or allowances.)

Phantom Proof

Own.—Schkhard & Thompson et al			117	Br.—Ellsworth R C & K R (La)			1984 10 0 0 0	\$774	
				Tr.—Thompson Mark			1983 7 2 0 0	\$13,800	
				Lifetime 24 2 1 0 \$16,974			Turf 2 1 0 0	\$6,900	
22Sep84-3LaD	5f:22	453 1:054m	18 114	421 451 813 8181	SorrowsAGJr4	5 25000	73-20	JudgeLindsey,WarFle,BfflesRocket 8	
16Sep84-9LaD	1 1/4:463 1:131:364m	19 111	3nk 621 812 8221	SorrowsAGJr8	Aw15500	64-09	SmokingGun,ProudDhbi,StrkDcson 9		
8Sep84-8LaD	1 1/4:482 1:12 1:434ft	15 114	1nd 21 491 523	SrrwsAGJr1	5 Aw17000	70-09	BillDvis,ResonToRob,tNwss'sMisty 8		
23Jun84-7LaD	6f:221	452 1:103ft	7 1095	6311114	—	—	Barton J R7	5 Aw17000 — BfflesRocket,Slvengr,BigBossToo 12	
23Jun84—Eased									
26May84-6LaD	6f:223	454 1:11 ft	7 114	3nk 311 712 7191	DlhossyDJ2	5 Aw14000	68-09	SirAshley,BigBossToo,ElCasaPtron 7	
12May84-9LaD	6f:223	453 1:111ft	13 114	411 521 9121014	DlhssyDJ11	5 Aw14000	73-10	Lt.Nesbitt,ElCsPtron,BigBossToo 12	
13Apr84-9TuP	6f:221	444 1:162ft	20 118	621 52 711 8151	Guerra V J9	Aw6200	73-21	Astrmgm,FrskyPrchs,Kng'sCnfrnc 9	
4Apr84-9TuP	6f:221	45 1:10 ft	23 112	621 521 751 6101	Herrera A1	19000	75-20	RnForBtrmk,PrdfthGrn,Jm'sOllw 7	
Oct 2 LaD 4ft :472h			Aug 31 LaD 7f 1:234b			Aug 24 LaD 4ft :47h			Aug 17 LaD 1:161h

Note Of Reality

Own.—Harkins T I		120	Br.—Harkins T I (Tex)		1984 10 2 1 1		\$5,093
			Tr.—Trosclair Gus		1983 20 0 2 2		\$5,946
			Lifetime 39 3 3 3		\$18,395		
50Oct84-7JnD	140:493 1:16 1:46 ft	21 117	221 21 1 st 11	Barron V L 8	7500	68-26	NotOfRlity,LtllWndfl,Robn'sMrkt 10
26Sep84-10JnD	140:483 1:144 1:44ft	91 115	891 63 411 31	Wolf C 1	5000	73-20	TellPul,RreOleBuddy,NoteOfRelity 10
20Sep84-6JnD	6f:234 :474 1:214ft	15 117	851 761 671 581	Guidry R D 8	6500	67-26	Dle'sChtter,Pitirre'sPet,LittleView 10
7Sep84-8JnD	140:483 1:142 1:44ft	51 120	331 22 2 nd 21	Guidry R D 2	5000	76-24	Nordlist,NoteOfReality,PoorAffiliate 8
7Sep84—Forced out drive							
18Aug84-4JnD	140:491 1:152 1:444ft	*2 120	321 121 15 110	Callahan 93	3500	74-24	NotOfRlity,WrongMnrs,GrtStridr 10
26Jly84-8JnD	140:484 1:151 1:461gd	12 115	33 34 25 691	Callahan 81	5000	57-33	UncpyblWs,ChllsN'Thrills,LndngChf 8
11Jly84-10LaD	1 1/4:47 1:12 1:443ft	41 1095	761101111811231	Barton J R 11	8000	65-14	KingsCrrig,MovingMls,DocsCougr 12
1Jly84-1LaD	7f:223 :45 1:233ft	57 114	10911010 78 7101	Melancon K C 1	8000	96-09	FunnyNite,I'mForVictory,BarLibre 10
1Jly84—Stumbled at start							
●Oct 4 JnD 4ft :49 b		Aug 28 JnD 5f 1:024 b					

Net Asset

Own.—Preis R D		1125		Br.—Cagle H W (La)		Tr.—Preis Richard D		\$7,500		1984 15 3 0 2		\$7,964	
				Lifetime 60 7 5 9		\$36,790				1983 20 2 2 2		\$8,808	
										Turf 2 0 0 1		\$1,760	
19Sep84-4JnD	140:482 1:144 1:46 ft	12	112	67 651 751 671	Menard N6	5000	60-29	ArctcThndr,RsonToSpr,MonsgrnBil 8					
13Sep84-8JnD	7f:234 472 1:262ft	19	117	851 791 916 9211	Hebert R J6	8500	66-21	GreyNavajo,Winumall,Sndy'sPrtner 9					
29Aug84-8JnD	140:49 1:15 1:451sy	21	114	681 551 45 571	Ketner R6	10000	64-29	BluBlow,MyrtisPrnc,BtrThnBucks 9					
28Jly84-6JnD	7f:232 48 1:261ft	5	117	341 33 45 371	Menard N3	8500	82-19	Jeff G., Doodles Boy, Net Asset 7					
28Jun84-6JnD	140:493 1:161 1:471m	10	117	211 11 12 11	Menard N3	6500	62-33	Net Asset, CleverInvader,Winumall 9					
20Jun84-7JnD	140:484 1:143 1:431ft	41	117	63 21 2nd 1nd	Menard N6	6500	82-18	Net Asset, TudorJig,MoneyMission 9					
15Jun84-8JnD	6f:224 462 1:193ft	23	1105	711 671 56 441	Hebert R J3	5	7000	82-17	HghBort,AfrMdngh,Sonny'sHnch 8				
8Jun84-7JnD	6f:233 471 1:191ft	45	1125	541 651 331 351	Hebert R J2	6500	83-13	High Boreta, Crafty Mac,NetAsset 10					
Oct 6 JnD 3ft :383b		Sep 12 JnD 3ft :384b		Sep 4 JnD 3ft :363bg		Aug 17 JnD 5f 1:04b							

Chills N' Thrills

Own.—Harrison & Manning		120	Br.—Shawnee Farm (Ky)		Tr.—Cox Tom L		\$7,500	1984 13 1 2 3	\$6,120
								1983 6 M 0 1	\$390
			Lifetime 19 1 2 4		\$7,110			Turf 1 0 0 0	
30Oct84-10JnD	140:493 1:153 1:454ft	16 115	9131014101410211	Millholland L ⁴	5000	47-26	Nordlist, Music On Ice, Tudor Jig 10		
21Sep84-7JnD	140:494 1:161 1:463sy	25 117	914 918 917 8321	Ladnier D C ⁹	7500	32-39	Doc'sPac,ClassicalGlory,J.R.'sPride 9		
8Sep84-8JnD	140:482 1:152 1:45 sy	26 115	822 823 821 7351	Ladnier D C ²	11000	37-31	Blue Bellow, Ajax Cassidy, Grego 8		
4Aug84-6JnD	7f:24 49 1:304m	*31 1155	1091 991 681 341	Harrison K A ¹⁰	c5000	61-38	TudorJg,SmoothPop,ChllsN'Thrills 10		
26Jly84-8JnD	140:484 1:151 1:461gd	23 1105	68 45 35 22	Harrison K A ³	5000	65-33	UncpyblWs,ChllsN'Thrills,LndngChf 8		
14Jly84-7JnD	140:483 1:142 1:421ft	21 120	871 64 331 38	Torres M R ⁸	15000	79-19	FlyingTim,HpyWlls,ChllsN'Thrills 9		
27Jun84-7JnD	140:49 1:151 1:461sy	14 1105	911 681 34 23	Harrison K A ⁹	10000	64-30	TrtTwo,ChllsN'Thrills,DwnOfPowr 9		
13Jun84-2LaD	1 1/4:473 1:121 1:443ft	41 1135	12201117 814 591	Fox W I Jr ¹	8000	80-12	GroovyMov,ExcpnRslts,SikSmith 12		

Royal Mundo

Own.—Aultman Nettie		120	Br.—Aultman L L (Tex)		1984 10 1 2 1		\$4,348
			Tr.—Fontenot Patrick		1983 4 1 0 0		\$1,320
			Lifetime 24 2 3 1				\$6,997
40Oct84-8JnD	140:494 1:163 1:472ft	91 120	761 411 12 11	Hebert T J9	11000	61-28	Royal Mundo, Joy for All, Larush 10
7Sep84-4EvD	7f:25 :503 1:381ft	41 1135	631 61 641 37	Faul T J9	5000	62-31	Stn'sAce,Pro'sPromis,RoyiMundo 9
7Sep84—Disqualified and placed fourth							
31Aug84-7EvD	7f:243 :49 1:373ft	47 1115	571 47 46 24	Faul T J6	5000	68-24	Glens Rip, Royal Mundo, Majuelo 10
17Aug84-6EvD	7f:243 :484 1:384ft	14 1135	671 510 591 67	Faul T J3	5000	59-26	Dog'sIntrepid,Helio'sLuck,Mjuelo 12
10Aug84-7EvD	7f:244 :492 1:373gd	91 1115	431 45 321 33	Faul T J6	5000	69-22	GrayPac,Pro'sPromise,RoyiMundo 9
27Jly84-2EvD	7f:251 :501 1:372sy	17 1105	831 7411111 8131	Watson P J12	2500	59-26	JunkyrDog,Aqitto,FtDddyGeorge 12
13Jly84-4EvD	7f:253 :512 1:41 sy	8 1125	751 641 45 57	Watson P J6	2500	48-29	Wh'sBckslit,UncilLnd,Dnny'sVking 11
29Jun84-10EvD	7f:242 :491 1:381ft	21 1105	69 691 25 211	Faul T J6	2500	67-25	He'sOurPI,RoyiMundo,FrshChling 12

Robin's Market

Own.—Leger W Jr

50Oct84-7JnD 140.493 1:16 1:46 ft 13 1105
 27Sep84-4JnD 64f:23 :47 1:21 ft 9 1125
 13Sep84-2JnD 64f:232 :473 1:204ft 8 1125
 30Aug84-4JnD 64f:234 :474 1:213ft 5 1115
 24Aug84-7JnD 64f:234 :48 1:22 ft *6-5 116
 1Aug84-4JnD 64f:232 :481 1:212ft *8-5 117

1Aug84—Steadied

26Jly84-4JnD 7f :234 :482 1:301sy *7-5 115
 27Jun84-10JnD 64f:24 :484 1:224sy 2 117

Ch. g. 3, by Stock Market—Robinside, by Springside

Br.—Hebert Doris (La)

Tr.—Stemmans Donald

Lifetime 21 3 4 8 \$15,262

45 75 64 34 3

55 58 21 13

71 77 66 68 3

76 78 68 66 3

86 75 64 33

52 32 11 14

55 66 33 2nk

75 74 54 34

1984 13 2 2 6 \$9,410

1983 8 1 2 2 \$5,852

7500 63-26 NotOfRlity,LttdWndfil,Robn'sMrkt 10

5000 80-22 Rbn'sMrkt,WldhmMss,FllFrchm 10

6500 72-21 Hrogyphic,CrmsonActon,MRunnr 10

7500 71-27 SmoothQst,ShdsfSprng,Myrtl'sDD 7

5000 72-24 Rd'sJnx,DogwoodBsnss,Rbn'sMrkt 8

5000 78-17 Robn'sMrkt,CrsnSmnr,DmsNGld 10

3500 69-32 SmilAndSpdy,Robn'sMrkt,Nordlst 10

6500 67-30 EghtPonts,Hr'sToEmy,Rbn'sMrkt 10

Bye Gem

Own.—Sore B

30Oct84-6JnD 140.491 1:151 1:443ft 9 117
 19Sep84-7JnD 64f:234 :482 1:222ft 3 115
 7Sep84-6JnD 64f:234 :473 1:21 ft 3 117
 16Aug84-7JnD 64f:232 :47 1:21 ft *2 117
 20Jly84-6JnD 64f:233 :472 1:192ft 4 117
 28Jun84-7JnD 64f:232 :473 1:23 m 3 120
 1Jun84-3JnD 140.483 1:131 1:413ft 6 114
 17May84-7JnD 64f:231 :464 1:191ft 12 114

Dk. b. or br. g. 8, by Thirty Romans—Gal O Gem, by Top Gallant

Br.—Clark Cherry E (La)

Tr.—Hebert Eldridge Jr

Lifetime 95 7 17 14 \$54,577

31 31 2nd 21 3

55 32 21 55

42 52 3 23

33 22 1st 1st

21 2nd 1st 31 3

67 57 3nk 21 3

22 21 31 43 3

44 33 33 23

1984 17 2 5 2 \$13,400

1983 14 1 1 1 \$4,292

7500 73-26 J.R.'s Pride, Bye Gem, Kandaka 9

5500 68-29 MilitaryHill,MallardBay,NiteClipper 8

7500 77-24 Cool Stone Fox, Bye Gem, Jeff G. 7

5000 80-22 Bye Gem, Military Hill, Beau Sandy 9

7500 86-16 Coclarion, Mo Bandi, Bye Gem 10

7500 68-33 RosrioCruso, ByeGem, Sonny'sHunch 8

10000 86-15 MyrtlesPrince,RoringTide,BluBlow 8

7500 86-20 Tina'sGallantry, ByeGem, AjaxCsidy 9

Cindy's Man

Own.—Fos J B Jr

26Sep84-4JnD 64f:231 :47 1:194ft 54 117
 8Sep84-2JnD 64f:234 :483 1:222sy 17 114
 29Aug84-3JnD 140.49 1:15 1:451sy 66 110
 3Aug84-4JnD 64f:234 :483 1:231m 25 116
 14Jly84-4JnD 44f:23 :47 :53 ft 80 112
 6Jly84-7JnD 7f :23 :463 1:26 ft 64 115
 16Jun84-4JnD 44f:23 :48 :542sy 35 114
 27May84-8JnD 140.482 1:134 1:431ft 28 117

27May84—Eased; Eased

Ch. c. 3, by Esops Foibles—Raise Cindy, by Raise Your Glass

Br.—Haley Michael (La)

Tr.—Fos John B Jr

Lifetime 15 1 0 0 \$5,118

78 61 713 724 3

85 88 813 717 3

41 76 812 930 3

65 64 65 45

10 96 76 711 3

91210151014 927 3

8 81 78 75 3

52 — — —

1984 15 1 0 0 \$5,118

1983 0 M 0 0

10000 62-20 Tee Joe, Nashville City, Amatex 9

8500 55-31 ShdsfSprng,Bglron,Pssn'sDight 10

12500 42-29 BluBlow,MyrtlsPrnc,BttrThnBucks 9

7500 64-32 St. Jacques, ElRose,CrimsonAction 9

15000 76-16 Jm-Bo-Plsr,RlntlssHt,Dddy'sDncr 10

12500 62-13 P.L.Shooter,Rldnjoelr,RulrNichols 10

11000 75-20 WhtAWhistle,SuperRon,OfficlScor 8

10000 — Harry'sSabre,Swisher,KingOfCanan 9

Nite Clipper

Own.—Pomes R & Beatrice

30Oct84-6JnD 140.491 1:151 1:443ft 14 114
 19Sep84-7JnD 64f:234 :482 1:222ft 7 115
 7Sep84-6JnD 64f:234 :473 1:21 ft 5 117
 23Aug84-8JnD 140.491 1:154 1:463sy 19 114
 1Aug84-10JnD 64f:23 :471 1:203ft 9 112
 11Jly84-7JnD 64f:224 :462 1:193ft 5 115

11Jly84—Off slowly

29Jun84-3JnD 7f :241 :49 1:30 m *3-2 120
 15Jun84-7JnD 64f:232 :472 1:202ft 7 115
 Sep 26JnD 4f :53 b

Dk. b. or br. g. 6, by The Pruner—Magic Moonlight, by Proud Claxon

Br.—Licksillet Plantation Inc (La)

Tr.—Guarneri Thomas

Lifetime 83 10 12 7 \$45,136

21 2nd 3nk 41 3

67 87 65 33 3

31 31 41 45 3

11 11 13 1st

34 42 31 1nk

814 814 811 821 3

1984 24 4 2 3 \$13,896

1983 18 1 2 1 \$4,704

7500 73-26 J.R.'s Pride, Bye Gem, Kandaka 9

5500 69-29 MilitaryHill,MallardBay,NiteClipper 8

7500 74-24 Cool Stone Fox, Bye Gem, Jeff G. 7

6500 65-33 Nite Clipper, ArkieBaba,Barbonita 10

5000 82-17 NiteClipper,CraftyMc,IndinPolicy 10

6000 66-15 AfterMidnight,Shrbrook,Ry'sCooki 8

5000 70-33 ProudStory,NiteClipper,MesRdond 9

5000 75-17 Beau Sandy, Easter Goal,B.J.Mars 10

1190 TENTH One mile and forty yards, 3-year-olds and up; claiming price \$7,500. Purse \$3,700. Start good, won driving. Off 10:51. Winner, Nettie Aultman, Dk or Br g 79-Dublin Royal-Mental Lady, trained by Patrick Fontenot. Time :24 1/5, :49 4/5, 1:16 1/5, 1:47 3/5.

Horse, jockey	PP	4	4	Str	Fin	Odds
Royal Mundo-T.Hebrt.....	4	8	8	3	1	12.20
Note Of Reality-Bombek ..	2	2	2	1	2	4.40
Dancing Kathy-B.Patin	5	7	6	2	3	20.50
Robins Market-C.Bouque..	6	5	5	5	4	11.70
Bye Gem-P.Hebrt	7	4	3	4	5	3.10
Nite Clipper-Talarco	9	3	4	6	5	2.20
Chills N' Thrills-Calain	3	9	9	9	7	17.80
Cindys Man-Harrison	8	6	7	8	8	35.20
Phantom Proof-Copling	1	1	1	7	9	4.20
5 Royal Mundo	39.60	20.10	8.40			
2 Note of Reality	12.00	8.10				
6 Dancing Kathy		7.20				

EXACTA (5-2) PAID \$188.40

Scratch: Net Asset

Royal Mundo unhurried in the beginning, moved forward while wide, remained out for the drive, then closed strongly to gain the win in deep stretch. Note Of Reality close up early, moved inside Phantom Proof to move clear before the final turn, held that advantage until the final stride. Dancing Kathy appeared a factor a furlong out, then was outfinished.

On those occasions when false speed does repeat, ULTRA-SCAN itself will pick the winners as it does at the faster tracks. One of the two ratings will register accurate predictions an uncanny % of the time. When the same horse is ranked on top by both you have a prime play situation.

	<u>W</u>	<u>P</u>	<u>S</u>
<u>ROYAL MUNDO</u>	\$39.60	\$20.10	\$8.40

NOTE OF REALITY -	\$12.00	\$8.10
-------------------	---------	--------

Dancing Kathy, the show horse, was eliminated by A.J. at the start. It deserved to be thrown out even though it did show.

The \$3 Exacta paid \$188.40 That's 62.80 to 1

Under most circumstances your bigger pay-offs will come from the ULTRASCAN & VARIANT rankings. Always consult them to see if a long shot may not be looming in the wings of your computer.

____0____

Like so many persons playing the smaller, cheaper tracks, A.J., along with many others in New Orleans and elsewhere, view these ovals with a kind of inferiority complex that leads them to the belief that they are hard to beat. Actually they are veritable gold mines of long-priced nuggets. The shorter form-cycles of the contenders may cause a lower % of total winners. But this fact is more than compensated for by the mutuels. John Nick reaps big rewards at Louisiana's Delta Downs where he won the Press Box Handicapping contest three days running. (They wouldn't let him back the fourth time.) Of course his only competition was the corps of newspaper public selectors.

GLENN SMOCK'S "VITAL SCORE"

Pirco's Glenn Smock is a modest, no-nonsense man who has been around longer than most. A horse owner and head-chef at several well-known tracks for many years, he's seen plenty of racing. And yet when he decided to adopt the methodology he had, at one time or another, purchased every system known. He was as good a seat-of-the-pants handicapper as any when I met him. But he was looking forward to retiring to a life of full-time handicapping and realized "seat of the pants" was not going to keep him in Cadillacs.

In the beginning he had as many questions as any other client. More than most, in fact. There was a saying around the Institute that a day without a call from Glenn was a day without sunshine. But when he got the hang of it he never looked back. He is a consistent winner and a generous helper to all who may still have some of the problems that he finally resolved. Some of the younger handicappers who once discounted his selections learned the folly of their youthful conceit on December 2nd, 1984. Glenn was part of a group who combined their resources for a goodly number of Pick Six multiples. They ended up with 12 consolations of \$278.20 each but failed to hit the jackpot because they refused to accept Glenn's selection in the fourth race. Why, I'll never know, since they played 4 choices in that race. One of those, WHY DID I, had the lowest ranking on Ultrascan. But only Glenn was using Ultrascan at the time. Today the others are still saying, "Why Did I?" and "Why didn't I listen to Glenn?" From their mass of multiples they had 12 consolations in all but missed the \$23,308 because they denied Glenn's obvious figures.

In making his selections Glenn adjusted the Sprinters, and, since it was a mile race, left the routers raw. Here is the variant adjustment that resulted:

<u>SORTED PACE VARIANT</u>		<u>SORTED 3RD FRAC. VARIANT</u>	
+2.3	BLAZING GAME	+1.30	BLAZING GAME
+2.3	WHY DID I	+1.30	WHY DID I
+2.3	WHY DID I	+1.30	WHY DID I
.20	CAMPANERO	.343	VITAL SCORE
.05	VITAL SCORE	.105	RAISE UP & DANCE
-.02		-.694	
	RAISE UP & DANCE		CAMPANERO

As you can see, Blazing Game and Why Did I each got a considerable PLUS for the adjustment. Probably too good a boost since the Hollywood one-turn mile runs more like a sprint. Glenn's pace-line selection follows exactly the procedure outlined in the three hours of Factor Analysis audio tapes, eschewing trouble races and, since these are maidens, keeping as recent as possible. To add insult to injury, Glenn's selections came in 1-2-3. The winner paid \$40.40 - \$16.40 - \$7.80. The place horse, \$13.60 and \$7.20.

SORTED ULTRA SCAN

85.1923	VITAL SCORE
84.3703	RAISE UP & DANCE
84.0578	CAMPANERO
82.0690	BLAZING GAME
82.0091	WHY DID I

<u>SORTED COMPOSITE RATING</u>		<u>SORTED FACTOR W RATING</u>	
80.9548	VITAL SCORE	70.3351	VITAL SCORE
79.7405	RAISE UP & DANCE	69.7845	RAISE UP & DANCE
79.2556	CAMPANERO	69.6196	CAMPANERO
76.4207	BLAZING GAME	68.6684	BLAZING GAME
76.3165	WHY DID I	68.6352	WHY DID I

A DAY IN THE LIFE OF ULTRASCAN

By Barry Burkan - A commentary

-1-

Those of us who endeavor to profit from racing as a full or part-time business are well aware of the obstacles we face. It's no wonder we're called "handicappers" ... think of the many handicaps we must overcome! Although the burdens of ignorance and superstition are certainly long past for those of you who came this far with the Methodology, there have been other problems left to deal with. Some people feel the frustration of working with a method they know works, but have trouble making it work consistantly for them. Others find the length of time required to prepare for a day of racing is too demanding of their hectic schedual, and almost universally was the problem of how to develop the judgement needed to sift through the mass of read-outs generated by your computer and then decide in full confidence, who is going to win today? These were the problems we all faced ... until Ultra Scan.

When Howard asked me to write my impressions of the Ultra Scan computer programs, I ran into a peculiar problem. I found myself writing such dramatic, glowing accounts that I thought it may sound unbelievable. Yet it is, without a doubt, the most revolutionary developement any serious handicapper could have hoped for.

I consider myself fortunate to have been one of the first to work with the earliest versions of Scan. Its internal structure has a distinct improvement over its predecessor, the Compugraph. This is not to demean the original program in any way; but even the first Scan program I experimented with could out perform anything I previously used, taking far less time to achieve the results. The basis of the Compugraph method, as you know, centers on determining the velocity of a contender at each point in the race, then compounding these figures into various predictive ratings.

But Scan went a step further by taking into account the pace of the race the contender ran against, not just the individual speed of our horse. Horse "A" may show an ability to run 57 fps at the 2nd call

-2-

WHEN HE IS NOT CHALLENGED BY A FAST PACE. Horse "B" runs 59fps, but similarly fades when under contention. Horse "C", however, runs a slower 55fps, but is undaunted by a brisk pace. This is internally considered, and horse "C" may be placed as a top selection.

In other words, the velocity a horse runs at is compared to and compounded with the pace of the race that it ran against. Because of this, horses that seemingly pop up from nowhere to either win or place at high prices are usually your top figures. And better still, this makes it an outstanding tool in picking exactas, quinellas, and even triples.

You can see why I was content with the first version of Scan, and frankly didn't believe there was much room for further improvement. I was somewhat surprised, therefore, when Howard casually mentioned during a phone conversation that he recently made Ultra Scan even better. I said "That's a little hard to imagine, Howard, considering the results I'm getting now, but tell me about it." He suggested I call Jim Bradshaw and discuss it with him, since he too was working with it.

Jim informed me that the new Ultra Scan had the astounding feature of being completely self adjusting! For me, the most time consuming part of precision handicapping was in making accurate track variants, distance and surface adjustments, track class comparisons, etc. According to Jim, these were taken care of through the internal structure of the program. I was skeptical at first, because I felt there would have to be a trade-off: either the method would be fast or accurate; but how could it be both?

To give it a paper test, I first took my figures from the last time I was at the race track. On that day I had seven winners, an assortment of exacta's, and scored on the Triple. However, it took three hours of tedious work to adjust for the many shippers, turf horses in dirt races, etc. It took only 45 minutes to do the entire card with the new Ultra Scan! Not only did it produce the same results, it managed

-3-

to pick up an extra winner. I was Most impressed. Of course, what looks good on paper may not necessarily hold up at the mutual windows. And so, a few days later, I met some friends at the Meadowlands race track in New Jersey to try it out. I came somewhat unprepared, however, and only had four races done. This did not turn out to be a problem since I was easily able to complete my handicapping between races ... something I previously would never think of attempting.

The results were as consistant as I could have hoped for. We won seven CONSECUTIVE races, and cashed in 53% of our exacta tickets. This is what I've come to expect of Ultra Scan; speed, accuracy and profits.

To best illustrate the ease of working with Ultra Scan, let's examine a few sample races from that day at Meadowlands.

* NOTE- do not be concerned if the figures do not match those of your computer exactly. There was a minor programing alteration since these races were done.

2

MEADOWLANDS

6 FURLONGS
MEADOWLANDS

FINISH!

6 FURLONGS. (1.08%) CLA
3-year-olds, 120 lbs. Older, 122
3 lbs. A race since then 6 lbs.
entered for \$6,250 or less not c

Toronto's Smile

Owns—Bohola Stable

21Nov84-10Medfst 6f :23% :47% 1:13% 3+Cim 8000
10Nov84-10Medfst 6f :22% :45% 1:12% 3+Cim 8000
30Oct84-10Medfst 1 1/4 :47% 1:13% 1:46% 3+Cim 10000
19Oct84-2Medfst 6f :22% :46% 1:12% 3+Cim 10000
10Jly84-2Mthfst 1 1/4 :48 1:12% 1:46% 3+Cim 6000
3Jly84-10Mthfst 1 1/4 :46% 1:11% 1:38% 3+Cim 8000
22Jun84-3Mthfst 6f :23% :45% 1:12% 3+Cim 6250
18Jun84-2Mthfst 1 1/4 :49 1:13% 1:51% 3+Alw 6500s
12Jun84-2Mthfst 1 1/4 :48 1:12% 1:46% 3+Cim 6000
5Jun84-9Mthfst 6f :22% :45% 1:12% 3+Cim 6000

LATEST WORKOUTS

Oct 17 Med 3f fst :37% b

Ch. g. 5, by Toronto—Smiling Buddie, by Solera

\$8,000

Br.—Alyward P (Fla)

Tr.—Gorman John

10 4 107 99 68 56 1/2 Gonzalez M A b 116 4.80 68-28 Keni
2 9 111 101 5 33 1/2 Gonzalez M A b 116 19.00 76-21 Jodi
7 6 77 71 1 15 8 1/2 Gonzalez M A b 116 7.70 66-24 Mich
4 7 79 78 1 6 3 1/2 Gonzalez M A b 116 17.10 72-25 Wes
7 8 58 55 1 2 1/2 Ferrer J C b 115 5.30 72-20 Abe
2 6 61 71 1 8 2 6 1/2 Antley C W b 112 5.50 68-17 Vani
6 2 55 54 1 4 1 1/2 Antley C W b 117 3.88 68-20 Torc
5 7 66 43 59 6 1/2 Ferrer J C b 114 6.70 67-14 Bon
5 3 34 35 3 1 1/2 Ferrer J C b 112 8.80 73-20 Tori
7 7 91 2 99 78 65 1/2 Ward W A b 115 5.60 74-17 Iror

116

Royal Groom

Owns—O'Keefe W F

22Nov84-5Lrlfst 1 :46% 1:12% 1:37% 3+Cim 25000
3Nov84-7CTfst 7f :24 :48 1:27% 3+Alw 5500
20Oct84-7CTfst 6f :23% :47% 1:20% 3+Alw 5800
14Oct84-10CTfst 7f :23% :46% 1:26 3+Handicap
6Oct84-7CTfst 7f :24 :47% 1:26% 3+Alw 5800
10Oct84-5Lrlsls 7f :22% :46% 1:25 3+Cim 25000
21Sep84-8Lrlfm 5f :22% :45% 1:03% 3+Alw 10500
31Aug84-7Tmfst 6f :22% :46% 1:17% 3+Alw 6500
29Jly84-7Keyfst 6f :22 :44% 1:10% Alw 11000
6Jly84-8Bowfst 1 1/4 :48 1:13% 1:45% 3+Alw 9500

Dk. b. or br. c. 4, by Blushing Groom—Kings Peace, by Olden Times

\$8,000

Br.—Pine Brook Farm Inc (Va)

Tr.—O'Keefe William F

7 3 32 52 91 3 20 1/2 Richards H D b 116 43.50 65-17 Inf
1 4 1 2 2 2 3 1/2 Richards H D b 115 4.00 77-30 Win
4 6 66 64 73 75 1/2 Richards H D b 115 3.50 77-21 Joy
3 4 44 33 54 88 Richards H D b 115 10.60 82-21 Roa
3 1 12 1 1 1 1/2 Richards H D b 115 16.10 88-26 Roy
3 3 33 67 61 2 6 1/2 Richards H D b 115 14.40 73-21 Hi
7 2 54 78 71 3 6 2 1/2 Richard D b 114 22.00 82-03 Dr. I
4 2 2 1 2 1 1 1/2 Richards H D b 114 2.10 93-11 Roy
9 2 74 78 61 5 5 1/2 Hernandez R A b 116 28.50 83-17 Rel
2 4 55 63 61 6 2 3 1/2 Grove P b 119 10.20 49-29 Prin

116

Londono

B. g. 4, by London Company—Dream Dream Dream, by Forgotten Dreams

Own.—Edlkraut Elaine & Rosenguist

Br.—Dillibero C (Fla)

Tr.—Edlkraut Elaine

116

10Nov84-10Med fst 6f	.22%	.45%	1:12%	3+ Clm 7000	1 10 63 59 79 66	Santagata N	114	17.00	72-23 Juc
30Dec83-2Med fst 6f	.22%	.45%	1:11%	Clm 6000	6 10 96 86 109 89	Gonzalez M A	114	5.70	77-10 Hir
26Dec83-2Med fst 6f	.22%	.45%	1:10%	3+ Clm 6000	3 6 81 11 69 59	Parrilla R5	111	10.00	82-10 Af
17Dec83-10Med fst 6f	.22%	.46%	1:12%	Clm 6000	2 5 54 46 45 35	Parrilla R	109	4.60	75-23 O

17Dec83-Awarded second purse money

2Dec83-2Med fst 6f	.22%	.46%	1:11%	Clm 6000	8 2 57 46 36 212	Ferrer J C5	111	5.60	74-19 R
16Nov83-7Med gd 1 1/2	.46%	1:12	1:45%	Clm 10500	6 8 918 814 813 718	Parrilla R7	107	18.70	62-18 D
11Nov83-4Med sly 1	.47%	1:13%	1:41	Clm 8000	1 6 56 32 24 37	Parrilla R7	108	10.00	68-27 B
4Nov83-9Aqu fst 7f	.23%	.47%	1:25%	Clm 13000	10 2 105 128 111 511 20	Murphy D J5	112	17.50	52-27 V
28Oct83-4Med fst 6f	.22%	.46	1:12	Clm 10000	4 8 76 69 56 38	Parrilla R7	111	8.20	75-21 S
19Oct83-10Med gd 6f	.22%	.46%	1:11%	3+ Md 10500	7 6 56 1 16 16	Parrilla R7	109	2.20	84-16 Lc

LATEST WORKOUTS

Nov 1 Med 6f fst 1:10% bg

Oct 25 Med 5f fst 1:02% b

Oct 19 Med 4f f

Diamond Patrol

LR WAS STATE BR

Ch. h. or br. g. 4, by Shore Patrol—Villarette, by Villamor

Br.—Linden Knoll Farm (NJ)

Tr.—Reese Walter C

119

Own.—Timber Creek Farm

21Nov84-2Med fst 1	.47%	1:13%	1:41	3+ Clm 8000	5 7 69 33 22 22	Antley C W	b 116	*2.20	73-28 W
3Nov84-10Med fst 6f	.22%	.46%	1:13	3+ Clm 10000	10 7 79 610 77 43	Simson B H5	b 111	13.10	74-26 S
25Oct84-1Med fst 6f	.23%	.46%	1:13%	3+ Clm 10000	7 7 34 21 23 4	Blackstun KM7	b 109	*1.60	75-23 F
18Oct84-1Med fst 6f	.23	.47	1:12%	3+ Clm c-8000	4 9 42 4 12 12	Castaneda K	b 116	*1.80	78-22 I
20Oct84-10Med gd 6f	.23	.46%	1:12%	3+ Clm 7000	3 8 32 21 23 23	Castaneda K	b 115	4.10	80-25
22Sep84-1Key fst 6f	.22%	.45%	1:11%	3+ Clm 6000	2 11 117 86 52 2nd	Castaneda K	b 114	3.00	83-16
5Sep84-2Key fst 6f	.23	.46%	1:11%	3+ Clm 3500	2 6 2nd 12 14 15	Stackhouse GC b	114	4.70	83-19
11Aug84-1Mth fst 1	.47%	1:12	1:37%	3+ Clm 5000	8 8 56 45 49 410	Gomez M A	b 116	4.00	75-12
4Aug84-2Mth fst 6f	.22%	.46	1:11%	3+ Clm 6000	10 2 65 77 65 54	Gomez M A	b 114	10.80	80-13
19Jun84-4Mth fst 6f	.23%	.46%	1:11%	3+ Clm c-10000	9 6 56 77 87 79	Imparato J	116	2.90	71-16

LATEST WORKOUTS

Nov 17 Med 7f fst 1:32 b

***Trampeante**

Ch. h. or br. g. 4, by Practicante—Tormentilla, by Jerry Honor

Br.—Maras La Biznaga (Arg)

Tr.—Velasquez Alfredo

11

Own.—Viking Vikettes Sta

19Nov84-10Med fst 6f	.23%	.47%	1:13%	3+ Clm 7000	3 9 99 99 69 49	Clayton M D	b 114	54.50	65-30 I
6Nov84-10Med fst 1 1/2	.48%	1:14%	1:46%	3+ Clm 7000	6 1 2nd 77 101 102 6	Cox R 10	b 104	11.40	46-28
15Oct84-10Med fst 1	.47%	1:14	1:40%	3+ Clm 7000	5 3 21 64 91 918	Clayton M D	b 114	9.10	61-22
5Oct84-10Med fst 1 1/2	.47%	1:12%	1:45%	3+ Clm 8000	2 3 21 31 43 66	Clayton M D	b 116	37.10	73-18
26Sep84-3Med fst 1 1/2	.48	1:13%	1:53%	3+ Clm 7000	2 1 12 11 22 54	Castaneda M	b 115	71.70	63-25
18Sep84-2Med fst 1 1/2	.47%	1:12%	1:47%	3+ Clm 8000	5 3 54 61 614 72	Clayton M D	b 116	8.80	52-22
10Sep84-1Med fst 1 1/2	.62%	1:11%	1:42%	3+ Clm 8000	1 12 62 61 61 61	Clayton M D	b 116	11.40	61-22

Convincer

B. g. 5, by Slady Castle—Going Great, by Gallant Man

Br.—Vaccaro Catherine (NJ)

Tr.—Madore Debbie A

1077

Own.—B J M Stable

19Nov84-10Med fst 6f	.23%	.47%	1:13%	3+ Clm 7000	8 4 73 53 47 612	Birklin A7	b 108	89.90	63-30 Quill
2Nov84-10Med fst 6f	.23%	.47%	1:13%	3+ Clm 7000	9 9 75 89 109 1010	Gonzalez M A	b 114	67.00	63-24 Mr. D
18Oct84-1Med fst 6f	.23	.47	1:12%	3+ Clm 7000	9 7 97 910 1013 1018	Garrido O L7	b 107	36.60	60-22 Diam
12Oct84-2Med fst 6f	.22%	.46	1:12	3+ Clm 8000	3 9 915 917 814 714	Pagonakis W7	b 109	26.40	67-21 OurG
20Oct84-10Med gd 6f	.23	.46%	1:12%	3+ Clm 8000	6 7 77 712 710 814	Pagonakis W7	b 109	24.90	66-25 Spark
14Sep84-10Med fst 6f	.23%	.47	1:13%	3+ Clm 7000	10 2 88 89 98 87	Pagonakis W7	b 109	10.40	68-19 Wood
7Sep84-10Med fst 6f	.23	.46%	1:12%	3+ Clm 8000	2 7 75 55 43 32	Pagonakis W7	b 110	12.70	79-20 B. G.
25Aug84-1Mth fst 6f	.22%	.46%	1:10%	3+ Clm 6250	1 9 107 85 56 35	Verge M E	b 116	32.30	80-13 Pon
18Aug84-6Alt fst 1 1/2	.47%	1:12%	1:45%	3+ Clm 6500	7 4 41 55 816 815	Pagonakis W7	b 109	14.60	63-19 Sez
4Aug84-2Alt sly 7f	.22%	.46%	1:25%	3+ Clm 5000	4 7 74 36 24 24	Pagonakis W7	b 109	18.70	69-22 Ne

LATEST WORKOUTS

Nov 8 Med 3f fst :38% b

Triple Raise

Br. g. or br. g. 4, by Triple Wagon—Wayward Native, by Raise A Native

Br.—Big C Farm (Ky)

Tr.—Maletto John

1115

Own.—McCall J L

21Nov84-4Med fst 6f	.22%	.45%	1:12%	3+ Clm 9000	9 1 21 21 45 78	Corpes M A7	108	18.00	70-28 Mist
21Jul84-8Alt fst 5f	.22%	.45%	.58%	3+ Alw 6000	7 2 1nd 32 45 54	Rocco J	122	5.50	91-16 Em
4Jul84-4Mth fst 6f	.22%	.45	1:10%	3+ Clm 20000	1 5 2nd 65 99 910	Ferrer J C5	115	18.40	77-14 Mi
23Jun84-5Alt fst 5f	.22	.45%	1:05%	3+ Md Sp Wt	4 4 12 11 12 14	Gomez M A	122	*1.60	87-15 G
23Jun84-Dead heat									
14Jun84-3Mth fst 6f	.22%	.45%	1:11%	3+ Md 32000	2 4 1nd 2nd 22 57	Antley C W5	117	7.80	75-20 Mo
4Jun84-4Mth fst 6f	.22%	.46%	1:13	3+ Md 32000	8 1 2nd 1nd 11 43	Antley C W5	117	2.80	71-22 Tai
9May84-6Mth fst 6f	.23%	.47	1:12%	3+ Md Sp Wt	3 3 14 11 42 47	Quinones F	123	4.50	69-25 Pri
9Sep83-48el fst 6f	.22%	.46%	1:12	3+ Md Sp Wt	1 7 829 833 839 843	Brown T A	118	48.00	68-19 Rou

LATEST WORKOUTS

Nov 10 Med 4f gd :49 bg

Semi Kool

Br. g. or br. g. 5, by Color Me New—Fancy Strut, by Fleet Marine

Br.—Glass & O'Day Bloodstock Agency Inc (Neb)

Tr.—Glass Oris J Jr

1077

Own.—Riverview Farm

21Nov84-10Med fst 6f	.23%	.47%	1:13%	3+ Clm 7000	4 10 63 42 2nd 2nd	Blackstun KM7	b 107	7.70	75-28 Kenn
12Nov84-2Med gd 6f	.22%	.46%	1:13	3+ Clm 7000	1 6 46 37 24 35	Corpes M A7	b 108	6.60	72-28 Squ
26Oct84-1Key fst 6f	.22%	.45%	1:11%	3+ Clm 6250	5 5 83 52 3nk 1nk	Morgan M R	b 114	12.30	84-18 Sem
14Oct84-4Key fst 6f	.22%	.46	1:11%	3+ Clm 6500	7 11 111 1013 67 74	Morgan M R	b 116	8.50	78-19 Runr
22Sep84-1Key fst 6f	.22%	.45%	1:11%	3+ Clm 6250	9 3 42 42 41 41	Morgan M R	b 114	69.70	82-16 Cha
3Sep84-5CIs fst 6f	.22%	.45%	1:11%	Clm 6250	5 8 76 88 813 86	Compton P	b 117	9.70	90-05 Bili
22Aug84-9Aks fst 6f	.22%	.45%	1:12	Clm 5000	5 3 21 21 1 2nk	Wentz M	b 112	5.80	77-31 Sko
8Aug84-9Aks fst 6f	.22%	.45%	1:11%	Clm 5000	1 5 32 22 11 22	Smith M E	b 112	7.50	77-23 Swi
24Jul84-2Aks fst 6f	.22%	.44%	1:10%	Clm 6500	4 3 73 57 47 61	Wentz M	b 116	5.90	75-20 Spi
17Jul84-6Aks fst 6f	.22%	.45%	1:10%	Clm 8500	11 3 45 63 111 1011 10	Valovich C J	b 116	25.30	72-21 Sp

Kenny J.

Br. g. or br. g. 6, by Droll Role—Jennie Murphy, by Royal Serenade

Br.—Carter Donald W (Ky)

Tr.—Lewis Leslie

117

Own.—Run Like The Wind Stable

21Nov84-10Med fst 6f	.23%	.47%	1:13%	3+ Clm 7000	9 1 42 11 1nd 1nd	Faine C	b 115	34.40	75-28 K
10Nov84-10Med fst 6f	.22%	.45%	1:12%	3+ Clm 7000	10 11 101 111 117 118 1114	Olivera M F7	b 107	24.00	65-23 J
17Oct84-1FL fst 5f	.22%	.46%	1:08	3+ Clm 6250	5 3 54 44 42 33	Faine C	b 117	5.80	72-23 A
8Oct84-5FL fst 6f	.22%	.46%	1:12%	3+ Clm 6000	2 4 21 32 45 71	Faine C	b 114	7.40	73-23 A
30Sep84-6FL fst 6f	.23%	.46%	1:12%	3+ Clm 6000	6 3 21 21 23 25	Faine C	b 114	5.90	79-19 S
18Sep84-6FL fst 6f	.22%	.46%	1:12%	3+ Clm 6250	6 5 31 31 23 88	Faine C	b 119	8.30	78-23 I
11Sep84-1FL sly 5f	.23	.47%	1:07%	3+ Clm 6250	4 4 45 66 57 410	Faine C	b 119	2.80	67-28 I

✓ Race #2 6 fms. Purse \$7000 Clmg. \$8000 3YO & up

NAME	EARLY SCAN	LATE SCAN	ULTRA SCAN (adj)
Royal	(6) 69.47	(7) 69.00	(8) 82.02
Convincer	(7) 69.47	(8) 68.97	(7) 82.36
Londono	(5) 69.98	(4) 69.90	(4) 83.16
Diamond	(4) 70.29	(3) 70.54	(3) 83.89
Trampeante	(6) 69.47	(6) 69.59	(6) 82.76
Triple	(3) 70.37	(5) 69.61	(5) 83.09
Semi	(2) 71.11	(1) 70.98	(2) 84.73
Kenny	(1) 71.29	(2) 70.94	(1) 84.81

SECOND RACE 6 FURLONGS. (1.08%) CLAIMING. Purse \$7,000. 3-year-olds and upward. Weights, 3-year-olds, 120 lbs. Older, 122 lbs. Non-winners of two races since October 14 allowed 3 lbs. A race since then 6 lbs. Claiming Price \$8,000; if for \$7,000 2 lbs. (Races where entered for \$5,250 or less not considered.)

NOVEMBER 28, 1984 Meadowlands
Value of race \$7,000; value to winner \$4,200; second \$1,400; third \$770; fourth \$420; fifth \$210. Mutuel pool \$57,139. Exacta Pool \$35,319.

Last Raced	Horse	Eqt.	A.Wt	PP	St	¼	½	Str	Fin	Jockey	Cl'g	Pr	Odds \$1
21Nov84 10Med1	Kenny J.	b	5	117	10	1	31½	2½	1½	11	Faine C	7000	8.30
21Nov84 10Med2	Semi Kool	b	5	107	9	2	2nd	1st	22	22	Blackstun K M7	7000	4.30
21Nov84 2Med2	Diamond Patrol	b	4	119	6	7	82	72½	42½	35½	Antley C W	8000	2.60
10Nov84 10Med6	Londono		4	116	5	4	5nd	4nd	5½	41½	Santagata N	8000	9.50
19Nov84 10Med6	Convincer	b	5	107	3	8	7½	5½	72	5no	Birkin A7	7000	36.20
22Nov84 5Lr19	Royal Groom	b	4	116	1	9	42	6½	6½	6½	Richards H D	8000	7.10
21Nov84 4Med7	Triple Raise		4	111	8	3	11	35	32	7½	Ward W A5	8000	2.80
12Nov84 2Med6	Whiddon		8	114	4	5	6½	8½	81	8no	Verge M E	7000	35.60
20Oct84 2Med8	Run Full Out		4	116	2	10	10	10	10	91	Melendez J D	8000	13.80
19Nov84 10Med4	Trampeante	b	6	114	7	6	98	93	9½	10	Clayton M D	7000	26.70

OFF AT 8:23; Start good, Won driving. Time, :22½, :46½, 1:13 Track fast.

\$2 Mutuel Prices:

10-KENNY J.	18.50	6.00	3.50
9-SEMI KOOL		4.80	2.60
6-DIAMOND PATROL			2.50
\$2 EXACTA 10-9 PA	\$67.50.		

Dk. b. or br. g. by Droll Role—Jennie Murphy, by Royal Serenade. Trainer Lewis Leslie. Bred by Carter Donald

You can see that playing the top two Ultra Scan selections produced a healthy \$67.60 exacta and also completed the Daily Double paying \$73.00. In fact, the top three choices finished in their predicted order. And all that was done was to enter the information straight from the pace line. No need to compute variants, or even to worry about a horse shipping from a low class track going higher in class today.

Previously, to find the winner in a race such as this, you would have to consider what to do when one contender shows a strong Early Pace, another ranks High in its Sustained Pace rating, and still a different horse has the best Factor W. It becomes a precarious matter deciding which of these will win today. Now the selection process is simple.

I personally feel most comfortable when I also rank the Early & Late Scan scores, not just the final Ultra Scan rating. Although you can realize excellent profits by only considering Ultra Scan, experience shows that if a potential choice does not do well in all areas, it may be a weak race that is best passed. It is therefore still of value to maintain a Brohamer Model of the winners at your track. For instance, I find that if a Meadowlands horse is not among the top three Early Scan and Late Scan, it probably won't win; even if it is one of the top two Ultra Scan selections. This only happens rarely. — almost always the figures will agree. But when they don't, I either pass the race or toss out that horse and play my first and third choices. A brief review of the results at the end of each wagering day will tell you what works best at your track.

Studying the patterns of winning horses has also shown that there are usually several "prime wagers" to be found at the track each day. This is when your top choice has the highest figures in each category. I find that betting the top two horses when this occurs can realistically reward you with 80%+ wins.

You probably noticed that I didn't include a class rating in handicapping the previous race. The reason is that this, too, is built into the programming. What better way is there to evaluate class than to measure how competitive that horse can be against the pace of its pace line race? Whether or not he can set or keep up with a fast pace is a practical application of class.

But there are instances when a numerical class rating is important. This was a costly lesson I learned, and is illustrated in the fourth race, which offers Trifecta wagering.

4 MEADOWLANDS

6 FURLONGS
MEADOWLANDS

6 FURLONGS. (1.08%)
3-year-olds, 120 lbs. Older
3 lbs. A race since then &
entered for \$6,250 or less.

FINISH!

B. J.'s Pleasure

Own.—T-Bird Stable

Ch. c. 4, by Princely Pleasure—Miss Berlin, by Maravillosa

\$8,000 Br.—Flower Reality N V Inc (Fla)

Tr.—Reid Mark J

109

10Nov84-10Medfst 6f	:23%	:47%	1:13%	3+ Clm 8000	4 5 63 63 34 39	Garrido O L 5	b 111	*1.90	65-30 Qu
10Nov84-10Medfst 6f	:22%	:45%	1:12%	3+ Clm 8000	5 5 21 12 13 2nd	Cole M A 5	b 111	*2.00	74-23 Juc
19Oct84-2Medfst 6f	:22%	:46%	1:12%	3+ Clm 10000	8 1 43 22 24	Lopez V	b 116	2.90	75-25 We
27Sep84-10Medfst 6f	:23	:46%	1:11%	3+ Clm 12500	12 1 1hd 21 33 47	Cole M A 5	b 111	4.80	76-23 So
12Sep84-3Medfst 6f	:22%	:46	1:11%	3+ Clm 18000	4 4 46 46 35 51	Cole M A 5	b 110	2.70	73-21 Sag
3Sep84-10Medfst 6f	:22%	:44%	1:09%	3+ Clm 12500	8 1 11 15 13 2nd	Cole M A 5	b 112	2.90	93-09 Sum
10Jly84-6Key fst 6f	:22%	:45%	1:11	3+ Clm 18000	3 4 24 34 45 6th	Vigliotti M J	b 116	*1.90	78-23 Wint
30Jun84-7Key sly 6f	:22%	:46	1:11%	3+ Clm 22500	3 3 53 45 45 46	Wilson R	b 114	1.80	76-24 Bold
17Jun84-5Key fst 6f	:22%	:45%	1:10%	3+ Clm 22500	6 5 31 2nd 2nd 43	Cole A K	b 115	3.60	85-18 Fanr
18Apr84-7Key fst 6f	:22%	:45%	1:09%	Clm 25000	1 4 1hd 3 65 610	Vigliotti M J	b 120	*3.00	81-18 Cher

LATEST WORKOUTS Oct 13 Med 5f fst 1:04% b

Today is 6 f. 90 back

Pookin's Pride should

Ch. h. 7, by Funny Fellow—Pookins, by Duncan

Br.—Kaufman C H (Fla)

Tr.—Vedilago Warren

\$8,000

eliminate!

1115

Own.—Junitha Marilyn H	21Nov84—1Medfst 1 $\frac{1}{2}$:49%	1:14%	1:54%	3+ Clm 8000	3	7	711	711	815	821 $\frac{1}{2}$	Faine C	b 116	4.90	40-28 Swe
	21Nov84—1Medfst 1 $\frac{1}{2}$:49%	1:14%	1:54%	3+ Clm 8000	4	7	711	711	715	714	Reynolds R L	b 116	28.10	30-17 Cha
	28Oct84—3FL fst 1 $\frac{1}{2}$:48%	1:13%	1:45%	3+ Clm 20000	5	5	531	58	631	42	Reynolds R L	b 116	12.80	71-23 Foc
	28Oct84—3FL fst 1 $\frac{1}{2}$:47%	1:13	1:53%	3+ Wadsworth H	11	9	1012	1093	971	581	Rivera J A II	b 108	23.90	73-23 Ore
	28Sep84—3FL fst 1 $\frac{1}{2}$:48	1:13%	1:45	3+ Mandicab	6	7	844	82	715	811	Rodriguez W	b 104	13.30	75-26 Div
	18Sep84—3FL fst 1 $\frac{1}{2}$:22%	:46%	1:12%	3+ Clm 6250	3	9	993	88	641	72	Reynolds R L	b 119	2.60	84-23 Mc
	11Sep84—1FL fst 1 $\frac{1}{2}$:23	:47%	1:07%	3+ Clm 6250	5	6	681	561	34	12	Reynolds R L	b 116	4.40	78-28 Pc
	1Aug84—7FL fst 1	:47%	1:13%	1:40%	3+ Clm 8000	3	8	631	43	431	311	Reynolds R L	b 117	16.20	79-23 Fr
	22Jly84—1FL fst 1 $\frac{1}{2}$:48%	1:14%	1:49%	3+ Clm 3000	5	6	781	614	619	631	Reynolds R L	b 116	7.50	36-23 Fr
	13Jly84—1FL fst 1 $\frac{1}{2}$:22%	:46%	1:05%	3+ Clm 3000	1	5	671	611	612	311	Reynolds R L	b 116	12.10	76-24 De

Joe Montage

S. g. 8, by Three Bagger—Tailulah II, by Snow Track

Br.—Broodmare Breeders Inc (Fla)

Tr.—Coven Diane

\$8,000

1061

Own.—Kubinees Karen	21Nov84—10Medfst 6f	:23%	:47%	1:13%	3+ Clm 8000	5	9	53	31	32	451	Raney L A II	b 109	7.80	69-28 Ker
	21Nov84—6Uel fst 6f	:22%	:45%	1:11%	3+ Clm 8500	4	3	421	35	22	31	Nied D	b 116	2.70	42-21 Rou
	17Aug84—3AU fst 6f	:22%	:46	1:12%	3+ Clm 6500	5	2	21	2nd	11	23	Nied D	b 120	*.70	79-22 Buc
	2Aug84—3AU fst 5f	:22	:45%	1:04%	3+ Clm 8500	1	6	671	691	691	510	Nied D	b 116	3.00	83-19 Bro
	16Jly84—3AU fst 6f	:22%	:45%	1:11%	3+ Clm 8500	6	2	531	3rd	3rd	2nd	Nied D	b 116	*.40	83-20 Gra
	6Jly84—7AU fst 6f	:22	:45%	1:10%	3+ Clm 6500	2	9	641	411	2nd	11	Nied D	b 120	*2.20	88-21 Joe
	24Jun84—5Key fst 6f	:23	:46	1:17%	3+ Clm 6500	3	2	2nd	11	31	331	Nied D	b 120	*1.90	80-25 Sal
	13Jun84—7AU fst 6f	:23	:46%	1:11%	Clm 8500	8	1	1nd	12	21	241	Nied D	b 116	*1.70	81-23 Cal
	2Jun84—3AU fst 6f	:22%	:45%	1:11%	Clm 6500	3	2	1nd	14	18	131	Nied D	b 120	*1.00	85-21 Jov
	15Apr84—6Del fst 6f	:22%	:46%	1:11%	3+ Clm 8500	6	1	411	2nd	1nd	341	Edwards J W	b 116	*.50	80-16 Re

LATEST WORKOUTS Oct 25 Del 4f my :50 b

Tropical Acres

Ch. g. 1, by Jacinton—Tropical Party, by Tropical Breeze

Br.—James T (Fla)

Tr.—Papania Robert A

\$8,000

114

Own.—Vendetta Stable	17Nov84—10Medfst 1 $\frac{1}{2}$:48	1:13	1:46%	Clm 10000	2	7	44	541	57	6141	Gomez M A	b 115	10.80	60-27 To
	2Nov84—2Medfst 1 $\frac{1}{2}$:47%	1:14%	1:41%	Clm 13000	7	5	641	531	63	451	Gomez M A	b 113	13.30	69-24 Oc
	20Oct84—4Medfst 6f	:23%	:47%	1:13	Clm 10000	8	2	97	641	65	341	Gomez M A	b 115	28.10	74-21 Ca
	30Oct84—2Medfst 6f	:22%	:47	1:13%	Clm 10000	9	1	751	87	1091	791	Gomez M A	b 115	11.50	65-27 Ri
	19Sep84—10Medfst 1 $\frac{1}{2}$:47%	1:12%	1:45%	Clm 12500	10	5	411	32	69	615	Ward W A5	b 110	3.40	66-21 Gh
	12Sep84—10Medfst 1 $\frac{1}{2}$:47%	1:13%	1:47%	Clm 16000	11	4	41	2nd	33	421	Thibeau R J	b 115	25.20	71-21 Ne
	22Aug84—9Sar fst 7f	:22%	:45%	1:24%	Clm 20000	5	4	33	43	1214	12151	Samyn J L	b 113	25.70	65-21 Da
	30Jly84—5Bel fst 7f	:22%	:46%	1:25%	Clm 20000	12	9	771	881	1317	13171	Samyn J L	b 113	9.10	58-19 Hc
	22Jly84—3Bel fst 6f	:22%	:46%	1:11%	Clm 20000	6	5	521	421	21	431	Samyn J L	b 117	*1.80	80-21 Du
	13Jly84—3Bel fst 6f	:23%	:46%	1:11%	Clm 20000	5	3	541	311	321	53	Samyn J L	b 113	14.00	81-15 In

St. Gallert

Ch. h. 8, by Quadrangle—Chocolate Shake, by Royal Orbit

Br.—Alpha Farm Inc (Ky)

Tr.—Reese Walter C

\$8,000

116

Own.—O J Stable	19Nov84—10Medfst 6f	:23%	:47%	1:13%	3+ Clm 8000	9	7	43	2nd	211	231	Antley C W	b 116	13.30	71-20 Qu
	10Nov84—10Medfst 6f	:22%	:45%	1:12%	3+ Clm 8000	3	4	11	211	48	810	Antley C W	b 116	4.60	69-23 Ju
	26Oct84—10Medfst 6f	:22%	:46%	1:13%	3+ Clm 8000	6	5	1nd	23	23	34	Blackstun K M7	b 109	*1.90	72-23 Re
	13Oct84—4Medfst 1 $\frac{1}{2}$:47%	1:12%	1:46%	3+ Clm 10000	5	1	121	111	311	67	Perret C	b 116	5.50	71-19 Or
	21Sep84—2Medfst 1 $\frac{1}{2}$:47%	1:12%	1:45%	3+ Clm 12500	4	1	11	1nd	21	431	Antley C W	b 116	3.60	79-18 Fa
	10Sep84—4Medfst 6f	:22%	:45%	1:11%	3+ Clm c-10000	9	2	21	111	21	311	Thornburg B	b 116	2.70	84-18 Ca
	29Aug84—6Mth fst 1	:47%	1:12%	1:38%	3+ Clm 18000	5	3	21	63	631	617	Thornburg B	b 114	7.50	67-08 Im
	24Aug84—5Mth fst 1 $\frac{1}{2}$:46%	1:11	1:41%	3+ Clm 10000	3	1	111	1nd	22	24	Thornburg B	b 115	2.20	85-24 Hi
	15Aug84—2Mth fst 1 $\frac{1}{2}$:45%	1:11	1:42%	3+ Clm c-8000	6	1	11	1nd	2nd	21	Thornburg B	b 115	6.60	83-18 Su
	8Aug84—5Mth fst 6f	:22%	:45%	1:10%	3+ Clm 12500	4	6	2nd	2nd	52	54	Edwards J W	b 116	3.40	83-14 Ca

LATEST WORKOUTS Nov 8 Med 3f fst :35% b

Game Table

Ch. c. 4, by Fort—Gambling, by Round Table

Br.—Claiborne Farm (Ky)

Tr.—Vance David R

\$8,000

116

Own.—Cole C	17Nov84—9Medfst 6f	:22%	:47%	1:14%	3+ Clm 12500	1	5	21	25	481	79	Ward W A5	b 111	3.60	62-28 Air
	29Oct84—4Medfst 6f	:22%	:46%	1:11%	3+ Clm 20000	10	1	121	2nd	551	791	Ward W A5	b 111	5.80	74-22 Tin
	6Oct84—7Medfst 6f	:22%	:46%	1:11%	3+ Clm 12000	9	2	531	521	731	10101	Meiendez J D	b 116	12.80	— Ro
	11Jan84—5Aou fst 6f	:23%	:47%	1:13%	Ahw 20000	9	6	3rd	111	2nd	43	Belmonte J E7	b 112	*1.00e	74-33 Sk
	10Oct83—4Aou fst 6f	:22%	:46%	1:12%	3+ Md Sp Wt	2	1	111	111	121	111	Venezia M	b 120	4.60e	81-17 Ga
	23Oct83—6Aou fst 7f	:23	:46%	1:26	3+ Md Sp Wt	2	3	111	111	2nd	351	Venezia M	b 120	*2.70e	66-31 Ea
	23Nov83—5Aou fst 6f	:23%	:47	1:11%	3+ Md Sp Wt	4	3	1nd	11	21	671	Venezia M	b 120	3.20	74-27 Pu
	4Nov83—6Aou fst 6f	:23%	:47	1:13	3+ Md Sp Wt	3	2	411	641	791	8121	Venezia M	b 120	*.90e	64-27 Da
	26Oct83—6Aou fst 7f	:23	:46%	1:23%	3+ Md Sp Wt	6	1	2nd	2nd	111	2nd	Venezia M	b 119	8.30	84-21 Sc
	16Oct83—4Bel fst 6f	:22%	:45%	1:10%	3+ Md Sp Wt	2	2	411	43	34	36	Venezia M	b 119	5.20e	82-14 Ir

*El Bark

Ch. h. 8, by La Comte Yvon del'Esquern (Fra)

Br.—Thompson J Whilard

\$7,000

107

Own.—Quiet Winter Farm	21Nov84—10Medfst 6f	:23%	:47%	1:13%	3+ Clm 7000	6	6	31	531	781	7111	Corpes M A7	b 107	7.30	53-28 K
	10Nov84—10Medfst 6f	:22%	:45%	1:12%	3+ Clm 7000	8	6	31	611	571	541	Blackstun K M7	b 107	17.60	75-23 Ju
	26Oct84—10Medfst 6f	:22%	:46%	1:13%	3+ Clm 7000	10	1	421	481	481	47	Corpes M A7	b 107	6.90	69-23 Re
	30Oct84—4Medfst 6f	:23	:47	1:13%	3+ Clm 7000	4	4	21	211	31	531	Garrido O L7	b 110	3.60	70-27 Ju
	17Sep84—4Medfst 6f	:23	:46%	1:12%	3+ Clm 7000	2	3	11	2nd	211	321	McCauley W H	b 117	3.30	76-23 W
	7Sep84—10Medfst 6f	:23	:45%	1:12%	3+ Clm 8000	9	1	31	321	33	521	Conner M J5	b 114	4.20	79-20 B
	22Aug84—5Mth fst 6f	:22%	:45%	1:11%	3+ Clm 7500	5	1	2nd	2nd	1nd	11	Antley C W	b 115	2.50	83-17 El
	3Aug84—3Mth fst 6f	:23%	:46%	1:13%	3+ Clm 6250	1	4	1nd	2nd	111	12	Conner M J5	b 114	4.30	82-19 El
	24Jly84—10Mth fst 6f	:22%	:45%	1:11%	3+ Clm 5000	8	1	31	29	23	1nd	Antley C W5	b 111	3.90	83-20 El
	7Jly84—10Mth fst 6f	:22%	:46%	1:11%	3+ Clm 5000	2	5	21	12	111	21	Antley C W5	b 111	*2.50	80-15 Ec

K. K. K. Ritter *

Ch. g. 4, by Parade of Stars—Hootsenn, by Grant Heat

Br.—Lemon Virginia (Ky)

Tr.—Lemon Head

\$8,000

116

Own.—Lemon Virginia	21Nov84—2Medfst 1 $\frac{1}{2}$:47%	1:12%	1:38%	3+ Clm 10000	7	9	1012	1012	912	9151	Maple S	b 116	9.90	71-19 C
	22Oct84—10Medfst 6f	:47%	1:13%	1:39%	3+ Clm 10000	4	11	1010	76	441	431	Maple S	b 116	3.60	76-24 T
	13Oct84—4Medfst 1 $\frac{1}{2}$:47%	1:12%	1:46%	3+ Clm 10000	9	9	991	910	891	771	Maple S	b 116	10.40	70-19 D
	28Sep84—10Medfst 1	:47%	1:13%	1:40%	3+ Clm 10000	5	9	815	111	431	331	Maple S	b 116	7.10	75-26 E
	20Sep84—10Medfst 6f	:23	:46%	1:12	3+ Clm 10000	5	8	813	713	571	37	Maple S	b 116	31.60	75-18 S
	10Sep84—4Medfst 6f	:22%	:45%	1:11%	3+ Clm 10000	6	9	1014	811	681	581	Maple S	b 116	31.70	76-18 I
	25Aug84—10Aks fst 1 $\frac{1}{2}$:46%	1:10%	1:44	Clm 11000	10	9	913	891	881	710	Kulz D	b 116	24.10	73-16 I

*Buen Pastor

Own.—Suarez A

B. h. 6, by Four Fingers—Bielda, by Oregon II

\$7,000 Br.—Maras El Tala (Arg)
Tr.—Suarez Abilio

114

19Nov84-10Medfst 6f	:23%	:47%	1:13%	3+Clim 7000	7 3 21 43 710 921	Brown T A	b 114	85.50	54-28 Qi
26Oct84-10Medstly 6f	:22%	:46%	1:13%	3+Clim 7000	3 10 7 5 5 5 5 5 5 5	Ayarza I	b 114	20.90	67-23 Re
19Oct84-2Medfst 6f	:22%	:46%	1:12%	3+Clim 9000	3 5 6 5 6 7 5 8 6 7 1	Ayarza I	b 114	38.70	71-25 W
30Oct84-4Medfst 6f	:23	:47	1:13%	3+Clim 7000	7 7 7 6 1 810 89 89 1	Ayarza I	b 114	14.60	65-27 Ju
24Sep84-6Del fst 5 1/2 f	:22	:46	1:04%	3+Clim 6000	1 3 5 4 5 4 3 3 1 1	Ayarza I	b 113	9.90	93-18 Ce
11Aug84-4Attl sly 5 1/2 f	:22%	:46%	1:06%	3+Clim 3500	11 1 45 46 42 11	Madrid S O	b 116	5.10	82-19 Bi
4Aug84-10Attl sly 6f	:22%	:46%	1:12%	3+Clim 3500	9 8 10 9 8 12 5 8 4 1	Santiago J M 7	b 109	*1.80	72-22 Fe
13Jly84-4Attl fst 6f	:22%	:46%	1:13	3+Clim 3500	10 4 9 10 6 11 3 1 3 1	Santiago J M 7	b 109	*2.60	76-25 Ce
30Jun84-10Attl fst 5 1/2 f	:22%	:45%	1:05	3+Clim 3500	2 12 6 5 2 4 6 3 4 3 3 1	Santiago J M	b 116	19.00	86-14 Pe
25Jun84-4Attl fst 1 1/4	:47%	1:13%	1:46%	3+Clim 3500	6 1 11 11 2nd 24	Madrid S O	b 116	*2.20	68-28 Bi

LATEST WORKOUTS Oct 17 Med 5f fst 1:04 b

Montrachet

Own.—Cannon O

Dk. b. or br. g. 5, by Winged T—Martha Custis, by Mr Washington

\$7,000 Br.—Lail R H (Ky)
Tr.—Jacklin Howard O

114

17Nov84-4Pen fst 6f	:23	:46%	1:12	3+Clim 6000	1 2 11 11 12 11	Salvaggio M P 5	109	4.60	34-28 Mi
10Nov84-13Pen fst 6f	:22%	:45%	1:11%	3+Clim 5000	3 4 4 4 7 5 6 1 7 1 1	Rosales A G	112	9.40	83-16 Ge
28Oct84-4Pen fst 5 1/2 f	:22%	:46%	1:06	3+Clim 10000	4 1 1 1 3 1 6 5 7 8	Rosales A G	113	13.90	78-25 Pe
15Oct84-2Pen fst 6f	:22%	:45%	1:11%	3+Clim 5000	5 2 11 12 14 15	Rosales A G	119	3.30	86-23 M
7Oct84-3Pen fst 6f	:22%	:45%	1:11	3+Clim 5000	4 4 2nd 21 21 3 4 3	Barton S E	119	*2.10	84-16 Re
21Sep84-1Pen fst 6f	:23%	:46%	1:12	3+Clim 5000	5 1 3rd 1st 1 1 11	Salvaggio M P 5	114	*1.20	84-18 M
12Sep84-1Pen fst 6f	:22%	:46	1:11	3+Clim 5000	4 3 2 1 1 2nd 2nd 2 1 1	Guidry L A 7	112	5.10	87-20 Ce
3Sep84-1Pen fst 6f	:23	:46%	1:12	3+Clim 5000	5 2 1st 1st 1st 3 2 1	Rosales A G	119	5.80	82-23 Ni
24Aug84-10Pen fst 6f	:23	:46%	1:11%	3+Clim 2500	2 4 1 1 22 24 26	Guidry L A 7	115	6.90	82-16 C
17Aug84-9Pen fst 6f	:22%	:46%	1:12%	3+Clim 2500	2 7 42 42 32 3 3 1	Guidry L A 7	111	10.20	78-19 S

Race #4 6 flgs. Purse \$7000 clmg. \$8000 3YO & up

NAME	EARLY SCAN	LATE SCAN	ULTRA SCAN (Adi)
B.J.	(7) 69.82	(7) 69.44	(7) 82.87
Pookin	(6) 69.95	(5) 70.05	(5) 83.65
Joe	(5) 70.45	(6) 69.95	(4) 83.67
Tropical	(2) 71.39	(2) 71.19	(2) 84.52
St.	(3) 70.86	(3) 70.46	(3) 84.16
Game	(9) 69.25	(8) 68.93	(8) 82.74
El	(8) 69.42	(9) 68.86	(9) 82.35
Kiki	(4) 70.59	(4) 70.43	(6) 83.59
Buen	(10) 68.20	(10) 67.29	(10) 80.52
Montrachet	(1) 72.10	(1) 71.72	(1) 85.05

FOURTH RACE 6 FURLONGS. (1:03%) CLAIMING. Purse \$7,000. 3-year-olds and upward. Weights. 3-year-olds, 120 lbs. Older, 122 lbs. Non-winners of two races since October 14 allowed 3 lbs. A race since then 6 lbs. Claiming Price \$8,000; if for \$7,000 2 lbs. (Races where entered for \$6,250 or less not considered.)
MEADOWLANDS
 NOVEMBER 23, 1984
 Value of race \$7,000; value to winner \$4,200; second \$1,400; third \$770; fourth \$420; fifth \$210. Mutuel pool \$76,361.
 Trifecta Pool \$164,822.

Last Raced	Horse	Eqt.A.Wt PP St	1/4	1/2	Str Fin	Jockey	Cl'g Pr	Odds \$1
17Nov84 4Pen1	Montrachet	5 114 10 1	32	22 1/2	22 12	McCauley W H	7000	4.30
23Nov84 1Med8	Pookin's Pride	7 111 2 8	92	8 1/2	7 1/2 2nd	Ward W A 5	8000	19.90
19Nov84 10Med2	St. Gellert	b 6 116 5 3	1 1/2	12 1/2	1 1/2 3 1/2	Antley C W	8000	4.00
21Nov84 10Med4	Joe Montage	b 8 109 3 4	5th	3 1/2	3 1/2 4 1/2	Raney L A 10	8000	5.60
21Nov84 10Med7	El Bark	b 8 108 7 6	4th	6 1/2	5 1/2 5 1/2	Corpes M A 7	7000	19.50
17Nov84 10Med6	Tropical Acres	b 3 114 4 10	8th	7 1/2	6 1/2 6 1/2	Gomez M A	8000	11.90
7Nov84 2Med9	K. K. K. Ritter	b 4 116 8 9	10	9 1/2	8 1/2 7 1/2	Ayarza I	8000	9.30
19Nov84 10Med3	B. J.'s Pleasure	b 4 111 1 7	6 1/2	4 1/2	4 1/2 8 1/2	Garrido O L 15	8000	2.60
13Nov84 9Med7	Game Table	b 4 116 6 5	2 1/2	5 1/2	9 1/2 9 1/2	Melendez J D	8000	7.70
19Nov84 10Med9	Buen Pastor	b 6 114 9 2	7 1/4	10 1/2	10 10 10	Brown T A	7000	109.40

OFF AT 9:08, Start good, Won driving. Time, :22%, :45%, 1:12% Track fast.

\$2 Mutuel Prices:

11-MONTRACHET	10.60	6.00	5.00
2-POOKIN'S PRIDE		13.60	8.40
5-ST. GELLERT			4.20

\$2 TRIFECTA 11-2-5 PAID \$1,013.20.

Finding the winner of the race was no problem at all, in spite of various shippers and distance changes. In fact, this was one of our prime plays. But I was also trying to win that lucrative Trifecta wager. In a race such as this it is best to eliminate few, if any horses. It now takes very little time to figure a race, even when being liberal about what horses to leave in.

Generally I would simply take my top four selections and box them for the Triple. I have been averaging about 34% wins on these wagers. But in this instance you can see that my fourth and fifth rated horses are almost tied in their final scores. There is a mere .02 separating them. I went with Joe and lost the bet. When I later spoke to Howard about it, he said that class would be an excellent tie breaker in a case such as that. A quick examination shows that Pookin's Pride certainly shows a better A.P.V. than Joe Montage.

And yet, I didn't feel badly to have missed that one. There are new races every day, and with Ultra Scan I am SUPREMELY CONFIDENT!

WITH SUCH RESULTS, HOW COULD I BE OTHERWISE!

A brief commentary on Barry Burkan's commentary. He does NOT usually handicap as many horses in a race as he did in these two examples. The added entries were for the reader's benefit.

The tip off on POOKIN'S PRIDE, THE \$13.60 Place horse in the 4th race, is that it is finally returning to a Sprint where it did quite well in the past before someone tried turning it into a dismal router with 4 bad distance races. Granted, it tried a sprint two back at FL; BUT in an Allowance race - the 8th race of the day, featuring class animals. Today's sprint is a claimer. Let's look at the horse off its September 18th SIX FURLONG RACE.

<u>HORSE # 2 POOKIN'S PRIDE</u>	<u>RANK</u>
PACE SCAN EARLY... 71.2017	# 3
PACE SCAN SUST.... 71.3736	# 2
ULTRA WITH VARIANT 85.3109	# 1

There's your \$1,013.20 Triple, Barry.

MORE USER INPUT:

FROM: Bob Lee, Westville Illinois. Playing Hawthorne

Dear Mr Sartin

11-24-84.

How are you? - Me - I'm
Secured to Death - after my 1st
Week with Ultra Scan - I can't
believe I'm hitting 85% with
it - And this Number Crunching program
of yours is Picking - long shots to boot!
Exotic Races are just a shade under
80%

You know I never thought anything
could replace Pariscan, but this Ultra
Scan - is good it's frightening!

I've never had a losing streak longer
than one Race.

I can't thank you enough for everything
you've done for me before ULTRA SCAN - Now
it's impossible to describe the gratitude,
and appreciation
I have -

Best Wishes Always
Bob Lee

12/1/54

Hi Doc;

you know I've been having a lot of success with Pace Scan - (70%) - then you came out with ("ULTRA-Scan") and I've improved to (80%) Then you tell me about the addition to the program TO figure variants for the particular track I'm at - HAWTHORNE - which is suppose to be so tuff this year - well with the HAWTHORNE VARIANT I came up with - ULTRA SCAN is now at (90%) - What's your next suggestion? -

I have to have a little humor injected because this is so phenomenal it scares the "H" out of me -

While with Pace-Scan I did a few off the wall ideas thank to your chagrin My methods now with - ULTRA SCAN - ARE Right from the Pure tapes on picking Pace lines - if those serious enough to have developed through your programs go this one step farther they will then have reached that plateau we have all strived for - the "ULTRA SCAN" will make all the blood, sweat & tears worth it -

you know how conservative I am - and I told you I'd be leaving my regular occupation in Six Months, to pursue this on a Professional Full Time Basis - well I just changed that goal to Two-Months -

This is the Most Exciting ~~thing~~ ^{thing} I've ever seen for handicapping Horses - Ever from Any place -

I can't say enough or thank you enough for all your help and counseling you've given me over the years -

And what's even more important is that my family has finally realized the essence of what we've been doing through the Material things we've begun to Acquire -

God Bless,
Sincerely -
Bob Lee -

ADDITIONAL EXAMPLE RACES

&

WORKOUT NOTESBOB PURDY'S & GLENN SMOCK'S PICK SIX

The primary value of these battlefield reminiscences lies not in celebrating the victory but in studying the tactics of the generals. Pace line selection and eliminations based on purse class and track speed adjustments played a vital role in the selection of long shots like Bingo Bets, Jo Be Bold, Sir Edgar Allan and others. Comprehension and application of the Brohamer Model elevated a number of numerical third choices to prime bets. I would not expect everyone to draw the exact same conclusions from similar evaluation. On a number of occasions I included horses that cost me the Exacta and excluded horses that finished strong. Being correct ALL THE time is a consumation devoutly to be wished; but being correct ENOUGH of the time is sufficient.

_____0_____

With all this in mind, let's analyze the Six straight won by Purdy and Smock on November 25th, 1984.

As it turned out winning this Pick Six hinged on proper evaluation of the 2nd, 4th and 5th races; won by non-favorites. The 3rd, 6th and 7th races were won by obvious choices that would register high by any handicapping process. After scratches there were only two first time starters in this Maiden race. By biting the bullet and ignoring them, Bob and Glenn narrowed the contenders down to the only four who finished fourth or better in their last Maiden effort. This is a powerful indicator in such races. ULTRASCAN had no difficulty putting the winner, Lord Ben, on top. No mystery about pace line selection is this race.

SORTED ULTRA SCANSORTED ULTRA SCAN WITH VARIANT

82.6398
82.4141
82.1823
81.9952

LORD BEN
KING WILLY
PUNACITY
EARLY TRUST

85.3393
84.7473
84.5603
83.8791

LORD BEN
PUNACITY
EARLY TRUST
KING WILLY

In the 4th race at 6 furlongs, rating Kevin's tricks required going back to its last "sprint within a route" effort, that we have seen pay dividends so often; in this case a \$6.80 Place mutuel.

Dark Harvest was the only question mark IF you went back to its Longacres race of August 11. Today's purse is \$13,000. Dark Harvest has been competing successfully at only \$7,000. I feel that is too low against today's field, so I would throw her out. Oddly enough, the crowd made it the favorite and it finished third from last. Even if you had included this horse and used the August race, Blizzard Comin would have been a win choice; you would have merely lost the place bet on Kevin's Tricks. Once again no mystery shrouding pace line selections in this event.

SORTED ULTRA SCAN

84.7739	BLIZZARD COMIN
84.6533	KEVINS TRICKS
84.1016	OUR GLASS
84.1003	CRIME FREE
83.8155	ANOTHER BROTHER

In the 5th race the question mark is after the name MY MONEY. It has done nothing recently. But that Fast Mile at today's distance back in July at Longacres could rear up to haunt us. Fleet Paul Allison is the other miler in this race. Longacres is a faster track by far, so to solve the variant problem we will answer YES when asked by the computer is we want to determine adjustments. We only wish to see how these two milers rank against each when equalized, so they are the only horses we will check. Here is the result.

SORTED ULTRA SCAN

86.1008	FLEET PAUL ALLISION-ADJ
85.4284	MY MONEY-ADJ

So we can safely eliminate MY MONEY and then redo Fleet Paul UNADJUSTED against a field of Southern California competitors.

Once again - OBVIOUS PACE LINES WERE USED.

ULTRASCAN Itself gives us the EXACTA. ULTRASCAN & VARIANT predicts the WINNER only. My feeling is that FLEET PAUL ALLISON was the best horse in the race but failed to fire on this day. Since there was a mixed bag of sprints and routes involved in handicapping this race, I probably would have gone with ULTRASCAN & VARIANT and lost the exacta. It always pays, however, to check both read-outs; especially if you play Exotics.

The extra \$126 from the Exacta in this race, along with the \$153 combination in the fourth race would have made this an enjoyable day even without the Pick Six.

HORSERACING

HOLLYWOOD PARK CHARTS

3638—SECOND RACE. 6 furlongs. Maidens. 2 years old. Claiming prices \$32,000-28,000. Purse \$13,000 winner.

Index	Horse and Jockey	Wt.	PP	ST	1/4	1/2	3/4	Str.	Fin.	To \$1
X 3520	Lord Ben, Toro	118	7	2	3 1/4	3 1/4	-	2 1/2	12	4.30
3578	Early Trust, Olivares	118	9	1	2nd	1st	-	1st	23	3.70
3111	King Willy, Pincay Jr	118	4	6	6 1/2	52	-	3rd	3 1/2	3.90
3520	Remember My Father, Meza	116	6	5	4th	42	-	41	4 1/2	9.00
3578	Pugnacity, Fernandez	118	3	10	9th	7 1/2	-	61	5 1/2	5.20
3578	Quite Impressive, Valenzuela	118	1	7	12	2 1/2	-	5 1/2	6 1/2	8.10
—	Egypt Sargeant Wade, Stevens	116	5	4	5 1/4	6 1/2	-	72	7 1/2	19.90
3012	Zaca Blue, Lipham	118	2	8	7 1/2	8 1/2	-	8 1/2	8 1/2	30.20
—	Andy's Coxy, Antongorge	116	10	3	10	9 1/2	-	91	9 1/2	22.60
—	Jason E. Murphy	118	8	9	8 1/2	10	-	10	10	14.00

Scratched—Free Majesty, Sharp Control, Clever Wm. Claimed—none.

X 7	LORD BEN	10.60	5.40	3.60
9	EARLY TRUST	4.80	3.20	
4	KING WILLY	3.20		

Time—22.3 46.1 1.10 1.12 2/5. Clear & good. Winner Dbb C 82 The Irish Lord—Bencina. Trained by Stute Warren. Mutuel handle 311,234. Daily double pool 453,583.

\$2 DAILY DOUBLE (4-7) Paid \$17.60.

3639—THIRD RACE. 7 furlongs. 3 year old & up. Claiming prices \$20,000-18,000. Purse \$14,000.

Index	Horse and Jockey	Wt.	PP	ST	1/4	1/2	3/4	Str.	Fin.	To \$1
3235	World Ruler, Pincay Jr	117	1	5	4 1/4	3 1/2	-	2 1/2	1 1/4	1.50
3181	Goodbye J. Y., Meza	117	3	3	1st	1st	-	1 1/4	2 1/2	5.70
3580	Siglo Diez, Antongorge	117	7	7	7	7	-	56	3 1/2	31.60
—	Arctic Police, Stevens	117	4	4	5 1/4	4 1/2	-	3rd	4 1/2	10.60
3580	Eruptive, Pedroza	117	6	1	2 1/4	2 1/4	-	4 1/2	5 1/2	1.90
—	Tough Laddie, Hansen	117	5	2	3 1/4	5 1/2	-	8 1/2	8 1/2	6.70
3029	Dynasneid, Braswell	112	2	6	6 1/2	6 1/2	-	7	7	19.50

Scratched—None. Claimed—World Ruler by Shie Katayama (trained by Sanford Shuiman), for \$20,000.

1	WORLD RULER	5.00	3.20	3.00
3	GOODBYE J. Y.	5.00	3.60	
7	SIGLO DIEZ	7.00		

Time—22.1 45.2 1.10 3/5 1.24 2/5. Clear & good. Winner—dbb g 79 Cornish Prince—Lady Prilliance. Trained by Mike Mitchell. Mutuel handle 220,731. Exacta handle 419,393.

\$5 EXACTA (1-3) paid \$57.00

3640—FOURTH RACE. 6 furlongs. 3 year olds. Claiming prices \$20,000-18,000. Purse \$13,000.

Index	Horse and Jockey	Wt.	PP	ST	1/4	1/2	3/4	Str.	Fin.	To \$1
X 3509	Blizzard Comin, Pincay Jr	117	4	4	1st	11	-	1 1/2	1 1/4	4.40
3509	Kevin's Tricks, Lipham	116	2	7	8 1/4	42	-	46	2nd	6.80
3509	Amanotherbrother, Olivares	119	6	1	3 1/2	3 1/2	-	32	3 1/2	11.70
3579	Bold Pledge, Hawley	116	1	5	2 1/4	2 1/4	-	2nd	4 1/2	5.10
3509	Pac Time, Hansen	116	3	9	7 1/2	51	-	51	5 1/2	46.60
3599	Crime Free, Ortega	116	7	2	6 1/2	8 1/2	-	6nd	6 1/4	7.00
—	Dark Harvest, Stevens	116	9	6	5 1/2	6 1/2	-	71	7 1/2	2.30
3584	Our Glass, Pedroza	114	5	8	4 1/4	7nd	-	68	8 1/2	5.50
3579	Native Forbes, Meza	116	8	2	9	9	-	9	9	28.50

Scratched—none. Claimed—none.

X 4	BLIZZARD COMIN	10.80	5.40	4.20
2	KEVIN'S TRICKS	6.80	5.00	
6	AMANOOTHERBROTHER	6.60		

Time—22.3 45.4 58 1.10 3/5. Clear & good. Winner—dk b or br g 81 Against The Snow—Miss Winsome. Trained by Eduardo Betancourt. Mutuel handle 248,144. Exacta handle 440,022.

\$5 EXACTA (4-2) paid \$153.00

3641—FIFTH RACE. 1 mile. 3 year olds & up. Claiming prices \$40,000-35,000. Purse \$23,000.

Index	Horse and Jockey	Wt.	PP	ST	1/4	1/2	3/4	Str.	Fin.	To \$1
X 3558	Ells Bravest Song, Meza	116	6	1	12	12	-	1st	1 1/4	4.10
3177	Dagger's Point, Hawley	116	5	5	6 1/4	6nd	-	6 1/4	4nd	2.60
3139	Jam Shot, Dominguez	111	7	3	3 1/4	41	-	3rd	2 1/2	11.20
—	Master Navero, Pedroza	114	2	6	5 1/2	53	-	52	5 1/2	12.60
3180	My Money, Stevens	116	1	4	4 1/4	3 1/4	-	4 1/4	3 1/4	5.10
3553	Fleet Paul Allison, Valenzuela	116	4	2	2 1/2	2 1/2	-	2 1/2	6 1/4	3.20
3177	Calabonga, Ortega	116	3	7	7	7	-	7	7	5.10

Scratched—none. Claimed—none.

X 6	ELLS BRAVEST SONG	10.20	5.20	3.60
X 8	DAGGER'S POINT	4.40	2.80	
7	JAM SHOT	4.80		

Time—22.3 46.1 1.10 1/5 1.22 3/5 1.35 3/5. Clear & good. Winner—B G 80 Bravest Roman—Restless Chant. Trained by West Ted. Mutuel handle 267,865. Exacta handle 449,669.

\$5 EXACTA (6-5) paid \$128.00

3642—SIXTH RACE. 7 furlongs. Fillies and mares. 3 years old & up. Claiming prices \$25,000-20,000. Purse \$15,000.

Index	Horse and Jockey	Wt.	PP	ST	1/4	1/2	3/4	Str.	Fin.	To \$1
3571	Sin Adios, Pincay Jr	117	1	8	8 1/2	6nd	-	12 1/2	1 1/4	2.40
3574	Why Zanthie, Hawley	118	3	7	6nd	6 1/2	-	23	23	5.40
3237	Room To Roam, Stevens	118	4	9	9 1/2	7 1/4	-	2nd	38	19.00
2027	Snowy Wings, Lozoya	118	8	3	2 1/4	3 1/4	-	43	4 1/4	4.90
3571	Binga, Tejera	118	2	10	10	10	-	7 1/4	5 1/2	26.60
3571	Dear Margot, Ortega	118	5	6	4 1/4	2nd	-	52	6 1/4	11.90
2153	Crispin in Men, Meza	116	9	5	7 1/2	6nd	-	58	7 1/4	21.40
3184	Manusa Mia Tie Roa, Porza	114	10	1	5 1/4	4 1/4	-	6 1/4	9nd	8.50
3574	Silver Princess, Dominguez	112	7	2	1 1/4	1 1/4	-	8 1/4	9	34.40
3574	Ms. Vera Bee, Vinzia	116	6	4	3 1/2	92	-	10	es	3.40

Scratched—Bunch A Bunk. Claimed—Sin Adios by Ronald & Medusa McAtee (trained by David Bernstein), for \$25,000.

1	SIN ADIOS	6.80	4.40	3.00
3	WHY ZANTHE	5.80	4.80	
4	ROOM TO ROAM	7.20		

Time—22.1 45.3 1.11 1.23 3/5. Clear & good. Winner—dbb m 79 Sin Bluff—Anguina. Trained by Sale Gonzalez. Mutuel handle 271,676. Exacta handle 455,148.

\$5 EXACTA (1-3) paid \$74.50

3643—SEVENTH RACE. 1 mile. 3 year olds & up. Purse \$24,000.

Index	Horse and Jockey	Wt.	PP	ST	1/4	1/2	3/4	Str.	Fin.	To \$1
3573	Zac K., Lozoya	111	5	1	12	12 1/2	-	1st	1 1/4	1.50
3542	Foreign Legion, Pedroza	113	3	5	2nd	21	-	2nd	2 1/2	10.50
3550	Stickette, Hawley	113	7	4	6 1/4	7 1/4	-	4nd	3rd	5.30
5573	Mark In The Sky, Maple	116	8	2	8	8	-	6 1/4	6 1/2	4.30
3230	Le Cid, Toro	116	6	3	4 1/4	41	-	5 1/4	4 1/2	7.80
3230	Kuwait Tower, Dominguez	111	1	6	5 1/4	5 1/4	-	32	6 1/2	16.90
—	Bleu Marche, Murphy	113	4	7	7 1/2	8	-	8	7 1/2	43.20
3230	Best Leader, Valenzuela	119	2	8	3rd	3 1/4	-	72	7 1/2	5.00

Scratched—Prando, Usually Reliable, Jurango, Bronzed.

5	ZACK	5.00	3.80	2.80
3	FOREIGN LEGION	7.80	5.00	
7	STICKETTE	4.00		

Time—23 45.3 1.10 1/5 1.22 3/5 1.36. Clear & good. Winner—B G 80 Stormvogel—Kristumkeel. Trained by Ted West. Mutuel handle 267,419. Exacta handle 452,594.

\$5 EXACTA (5-3) paid \$97.50

2nd Hollywood

START
6 FURLONGS
HOLLYWOOD PARK
FIRE

6 FURLONGS. (109%) MAIDEN CLAIMING. Purse \$13,000. 2-year-olds. Weight, 118 lbs. Claiming price \$32,000; if for \$28,000 allowed 2 lbs.

Free Majesty

Own.—J W La Croix Estate

116

B. g. 2, by Freepet—Calm Majesty, by Hold Your Peace
Br.—Meadowbrook Farms Inc. (Fla)
Tr.—La Croix David

1984 6 M 1 0

\$3,095

Lifetime 6 0 1 0 \$3,095

21Nov84-2Hol 1:46 1:13 1:40 gd 9 118 54 45 69 714 1/2 Black K 1 M32000 60-16 Cachuma, MimiKid, BigHillToClimb 12
8Nov84-5Hol 1:47 1:13 1:40 3/4 3 118 62 64 55 44 1/2 Black K 2 M32000 — Inkster, Briches, Big Hill To Climb 10
1Nov84-4SA 6f :22 :45 1:10 1/4 17 118 54 54 56 56 1/2 Black K 1 M40000 77-18 FbulosPrindr.SmiTody,IsarEmpror 9
25Jun84-2Crc 5f :23 :48 1:01 3/4 18 115 87 94 95 94 1/2 Soto S B 5 M40000 80-21 GenCovSprngs,O.K.Amy,LckyRoller 10
14Jun84-9Crc 5f :23 :47 1:01 gd 4 115 42 67 99 810 Soto S B 1 M50000 77-20 CherokeeFast,WaterGate,NewKey 10
1Jun84-5Crc 5f :23 :48 1:01 3/4 5 115 32 21 24 23 1/2 Soto S B 7 M50000 81-20 Times Night, FreeMajesty,Lautaro 10
Nov 18 Hol 4f :48 1/2 h Oct 29 SA 4f :47 1/2 h Oct 24 SA 5f 1:01 3/4 h Oct 17 SA 4f :42 1/2 h

Quite Impressive

Own.—Putnam G

118

Dk. h. or br. c. 2, by Looks Impressive—Indira's Quilt, by Quilche
Br.—Putnam G (Cal)
Tr.—Muhall Richard W

1984 4 M 0 0

\$32,000

Lifetime 4 0 0 0

16Nov84-3Hol 6f :22 :46 1:12 1/4 7 118 1 31 815 817 3/4 Meza R Q 9 M32000 — SitnOfSong,Pgncly,GodThghtWilly 10
25Oct84-2SA 6f :22 :45 1:11 1/4 7 117 61 4 4 62 1/2 Pincay L Jr 1 M32000 76-19 Lucky Flor, Barland,SultanOfSong 11
25Oct84—Veered out start
18Oct84-3SA 6f :22 :45 1:11 1/2 10 118 31 43 56 65 1/2 Pincay L Jr 7 M40000 75-20 GoldAssyr,FblosPrindr,ForgttnHr 12
10Oct84-3SA 6f :21 :45 1:11 1/4 2 117 68 710 916 814 1/2 Pincay L Jr 5 M40000 68-17 Teddy Naturally,LuckyFlor,Petrov 10
10Oct84—Bumped start
Nov 9 Hol 5f 1:02 3/4 h Nov 4 SA 5f 1:00 3/4 h Oct 4 SA 4f :47 1/2 h Sep 29 SA 6f 1:15 1/2 h

Zaca Blue

Own.—Weaver C F

118

Ch. g. 2, by Historically—Carse's Lady, by Friar's Point
Br.—Weaver C F (Cal)
Tr.—Brimson Clay

1984 0 M 0 0

\$32,000

Lifetime 0 0 0 0

Nov 15 Hol 5f 1:03 1/4 h Nov 9 Hol 6f 1:17 1/2 h Nov 3 SA 5f 1:03 1/4 h Oct 28 SA 5f 1:02 1/2 h

Pugnacity

Own.—Hokama L

118

Ch. g. 2, by Elegant Prince—Dagader, by Overdaga
Br.—Lucas W & G (Cal)
Tr.—Velazquez Danny

1984 5 M 1 2

\$5,825

Lifetime 5 0 1 2 \$5,825

16Nov84-3Hol 6f :22 :46 1:12 1/4 19 118 913 611 47 24 DelahoussyeE 2 M32000 — SitnOfSong,Pgncly,GodThghtWilly 10
24Aug84-4Dmr 6f :22 :46 1:11 3/4 54 117 78 67 38 39 1/2 Lipham T 12 M32000 71-18 He'sNoMistress,FrWorld,Pugnacity 12
24Aug84—Wide final 3/8
27Jly84-10Dmr 6f :22 :46 1:11 1/2 22 117 52 36 59 811 1/2 Lipham T 12 M32000 69-19 WidnDrr,HsStrmnNrmm,GIntChrn 12
12Jly84-6Hol 6f :22 :45 1:12 1/4 96 114 914 712 79 37 1/2 Drexler H 4 M35000 68-20 Ed's Fantasy, Tellalot, Pugnacity 12
28Jun84-4Hol 5f :22 :45 1:05 1/4 47 116 1124112912271021 1/2 Drexler H 2 M40000 64-17 AmzingCource,ForgttnHro,Tillot 12
28Jun84—Pinched back start
Nov 23 Hol 4f :48 1/2 h Nov 7 Hol 5f 1:01 3/4 h Nov 2 SA 4f :42 1/2 h Oct 28 SA 4f :50 1/2 h

King Willy

Own.—Abtahi—McGaughy—Rochelle

118

Dk. h. or br. c. 2, by Fabled Monarch—Will O'The Wisp, by Tim Tam
Br.—King H & III (Ky)
Tr.—Stute Melvin F

1984 2 M 0 0

\$825

Lifetime 2 0 0 0 \$825

8Nov84-2Hol 6f :22 :46 1:11 1/4 21 1135 74 710 64 47 1/2 DominguezRL 6 M32000 — JetRoyale,LarryNGrry,SultnOfSong 9
1Nov84-2SA 6f :22 :45 1:10 3/4 22 1135 75 79 78 78 1/2 DominguezRL 4 M40000 76-18 ForgottenHero,Conteal,Infntymn 11
Nov 15 Hol 4f :48 1/2 h Oct 31 SA 4f :48 1/2 h Oct 25 SA 5f 1:00 1/4 h Oct 19 AC 6f 1:14 1/4 h

Sharp Control

Own.—Valprede J

113

Dk. h. or br. c. 2, by Olmaggio—Hi in Sky, by Solar Salute
Br.—Valprede J (Ky)
Tr.—Guiney Irv Jr

1984 5 M 0 0

\$1,775

Lifetime 5 0 0 0 \$1,775

25Oct84-4SA 6f :22 :45 1:11 1/4 61 1125 75 56 44 56 DominguezRL 7 M32000 73-19 Victimizer, Conteal, Lucky Room 8
11Oct84-2SA 6f :22 :46 1:11 1/4 23 1115 51 67 71 71 1/2 Lózoza D A 5 M45000 64-18 July Beau, Perdomo, Ascension 8
11Oct84—Clipped heels, bobbed at 5/16
14Sep84-7Pom 6f :21 :45 1:12 1/4 15 1135 42 59 59 57 1/2 Dominguez R L 4 M40000 73-16 Free World,ForJaybird,LuckyRoom 8
6Sep84-6Dmr 7f :22 :46 1:23 1/4 58 116 2 41 911 102 1/2 McGurn C 10 M45000 — Staff Decision,Gouer,Reformulate 11
6Sep84—Eased final 1/16
25Aug84-4Dmr 6f :22 :46 1:12 1/4 25 115 52 43 22 48 Meza R Q 1 M45000 68-18 ComcNumwoUno,SopySis,Mlorond 10
25Aug84—Broke in a tangle; veered in start, hit gate
Nov 21 Hol 5f 1:03 1/4 h Nov 15 Hol 4f :48 1/2 h Oct 19 SA 5f 1:02 1/4 h Oct 7 SA 4f :43 1/2 h

DAILY RACING FORM, SUNDAY, NOVEMBER 25, 1984

7

Remember My Father

B. c. 2, by Maheras—Tudor Canyon, by Dusty Canyon
 Br.—Cristof P & G (Cal) 1984 6 M 1 1 \$3,340
 Tr.—Betancourt Eduardo \$28,000
 Own.—Cristof P & G 116 Lifetime 6 0 1 1 \$3,340
 9Nov84-2Hol 6f :224 :47 1:13 ft 15 118 41 42 65 78 Drexler H4 M32000 — — Lucky Room, Singlet, Cachuma 11
 9Nov84—Bumped at 1/8
 13Oct84-2SA 6f :22 :452 1:104ft 7 118 41 42 44 6103 Meza R Q5 M32000 73-16 Lucky N Green, Saloum, A'otar 10
 13Oct84—Veered in start
 6Oct84-5SA 6f :22 :453 1:112ft 24 117 62 68 81611133 Meza R Q3 Mdn 68-14 Air Alert, Up The Pole, Caletoga 12
 28Sep84-5Pom 6f :214 :453 1:114ft 8 1135 3nk 31 23 35 Dominguez RL7 Mdn 79-18 Rb's Gldm, Lcky Rm, Rmbr MyFthr 8
 28Sep84—Bumped start
 5Sep84-6Dmr 6f :222 :46 1:191ft 30 117 1nd 2nd 44 7123 Drexler H1 Mdn — — Variety Express, Air Alert, Quattrini 10
 24Aug84-10Dmr 6f :223 :46 1:124ft 7 117 2nd 23 22 23 Drexler H2 M32000 73-18 PrflEys, Rmbr MyFthr, Blznglsh 12
 Nov 18 Hol 5f 1:014 h Nov 7 Hol 4f :583 h Nov 2 SA 5f 1:302 h

Lord Ben

Ok. h. or br. c. 2, by The Irish Lord—Bencina, by Gaelic Dancer
 Br.—Fellows A (Cal) 1984 3 M 0 0 \$325
 Tr.—Stute Warren \$32,000
 Own.—Fellows Mr or Mrs A 118 Lifetime 3 0 0 0 \$325
 9Nov84-2Hol 6f :224 :47 1:13 ft 21 118 2nd 2nd 21 413 Black K1 M32000 — — Lucky Room, Singlet, Cachuma 11
 10Oct84-3SA 6f :213 :452 1:111ft 35 117 78 68 58 673 Black K2 M35000 74-17 Teddy Naturally, Lucky Flor, Petrov 10
 7Sep84-2Dmr 6f :223 :46 1:112ft 18 118 72 1012 814 9153 Sibille R11 M32000 65-21 Present A Test, Free World, Gilt Mick 12
 Nov 21 Hol 5f 1:042 h Nov 16 Hol 4f :51 h Nov 8 Hol 3f :36 h Nov 4 SA 6f 1:153 h

Jason E.

Gr. c. 2, by Italian Connection—Cee Diane, by Gaelic Dancer
 Br.—Sutton T (Ky) 1984 0 M 0 0
 Tr.—Proctor Willard L \$32,000
 Own.—Sutton H E 118 Lifetime 0 0 0 0
 Nov 22 Hol 4f 1:484 h Nov 15 Hol 5f 1:02 h Nov 3 Hol 5f 1:033 h Oct 27 SA 4f :474 h

Early Trust

B. c. 2, by Believe It—Minstinguetta, by Boldnesian
 Br.—Hickory Tree Farm (Va) 1984 4 M 0 0 \$1,375
 Tr.—Fanning Jerry \$32,000
 Own.—T90 Ranch 118 Lifetime 4 0 0 0 \$1,375
 16Nov84-3Hol 6f :221 :464 1:124ft 5 118 2 1 23 453 Olivares F7 M32000 — — SitnOfSong, Pgncty, GodThght Willy 10
 16Nov84—Bore out stretch
 11Oct84-2SA 6f :221 :46 1:111ft 23 118 4nk 31 47 511 Toro F7 M50000 71-18 July Beau, Perdomo, Ascension 8
 22Aug84-6Dmr 6f :222 :454 1:112ft 8 117 42 57 91111143 Toro F1 Mdn 66-14 First Normn, Quality Jet, Visible Asset 11
 22Aug84—Bumped at intervals down backstretch
 4Aug84-6Dmr 6f :221 :453 1:103ft 23 117 64 67 91811143 Toro F3 Mdn 67-16 Michdill, Drby Dwnng, South'n Show 12
 4Aug84—Veered out, bumped at start
 Nov 2 SA 5f 1:00 h Oct 27 SA 4f :481 h Oct 8 SA 4f :483 h Oct 1 SA 6f 1:132 h

Cle Ver Win

Ok. h. or br. g. 2, by Cle Er Ten—Win for Lucy, by Barbizon
 Br.—Singer G B & M L (Ky) 1984 0 M 0 0
 Tr.—Barrera Larry S \$32,000
 Own.—Barrera L 118 Lifetime 0 0 0 0
 Nov 27 Hol 5f 1:03 h Nov 15 Hol 5f 1:041 h Nov 9 Hol 4f :492 h Nov 3 Hol 4f :492 h

Also Eligible (Not in Post Position Order):**Andy's Copy**

Gr. g. 2, by Exact Duplicate—Andadera, by Walker's
 Br.—Rafter Jo Ranch (Cal) 1984 5 M 0 0 \$587
 Tr.—Feld Jude T \$32,000
 Own.—Keller & Nelson 118 Lifetime 5 0 0 0 \$587
 Entered 24Nov84- 2 HOL
 20Sep84-6Pom 1 1/2 :484 1:134 1:473ft 20 118 67 612 721 7303 Mena F8 Mdn 44-19 ForJybird, Pickin' Rnbows, Mlorond 8
 20Sep84—Wide 1st turn
 14Sep84-7Pom 6f :213 :452 1:123ft 43 118 821 715 613 693 Olivares F1 Mdn 71-16 Free World, ForJybird, Lucky Room 8
 14Sep84—Lugged out chute
 2Sep84-2Bil 5f :261 :472 1:011ft 38 120 413 33 33 210 Bombek J5 Mdn 71-18 SVncouv, Andy's Copy, Whistlin Jim 8
 11Aug84-5Bil 6f :232 :482 1:224ft 53 118 553 553 58 6173 Reynolds L5 SplW 64-14 YuCanRelx, SeVncouver, Tlrof Slome 6
 24Jun84-4GF 5f 1:024ft 23 120 443 47 58 453 Realbird M1 Mdn 69-16 ImBay, Talkof Salome, Immedite Solo 8
 Nov 19 Hol 5f 1:022 h Nov 14 Hol 4f :502 h Nov 8 Hol 3f :373 h Oct 29 Pom 4f :514 h

4th Hollywood

6 FURLONGS
HOLLYWOOD PARK

6 FURLONGS. (1.09%) CLAIMING. Purse \$13,000. 3-year-olds. Weight, 122 lbs. Non-winners of two races since September 15, allowed 3 lbs.; a race since then, 6 lbs. Claiming price \$20,000; for each \$1,000 to \$18,000, allowed 1 lb. (Races when entered for \$16,000 or less not considered.)

Bold Pledge

Own.—Coop & Richards

116

B. g. 3, by Pledge Allegiance—Bold Mamelle, by Bold Lad
 Br.—Richards W C (Cal) 1984 6 1 1 0 \$10,075
 Tr.—Stute Melvin F 1983 8 M 0 0
 Lifetime 6 1 1 0 \$10,075
 Hawley S12 25000 — SirEdgrAlln,Mingsh,OvrlndJourny 12

16Nov84-4Hol 6f :22 :453 1:103ft 15 116 63 65 75 70 1/2
 16Nov84—Wide 3/8 turn
 26Aug84-50mr 6f :22 :454 1:161ft 8 116 31 32 111 112 1/2
 18Aug84-50mr 6f :22 :45 1:10 1/2 4 116 21 44 55 88 1/2
 28Jly84-20mr 6f :22 :453 1:10 1/2 19 111 115 1st 2nd 2 1/2
 28Jly84—Veered out, bumped start
 13Jly84-4Hol 6f :22 :451 1:102ft 4 116 13 13 18 14 1/2
 30Jun84-2Hol 6f :22 :451 1:104ft 26 117 11 11 23 48
 Nov 14 Hol 3f :36 1/2 h Nov 8 Hol 3f 1:15 h Nov 4 Hol 5f 1:02 h Oct 30 6D 1:16 1/2 h

Kevin's Tricks

Own.—Daverick Stable

116

B. g. 3, by Nail and Farewell—Meddlesome Mattie, by Linelight
 Br.—Halpin W (Cal) 1984 10 1 2 1 \$13,805
 Tr.—Fanning Jerry 1983 9 M 0 0
 Lifetime 10 1 2 1 \$13,805
 Olivares F7 25000 — InNaturalForm,WoodsLake,Sibilate 9
 DelahoussayeE2 25000 82-13 Volamo, Mister Gennaro, ColdNose 9

7Nov84-9Hol 1 :452 1:101 1:371ft 9 116 48 54 53 64 1/2
 17Oct84-2SA 6f :214 :45 1:093ft 15 115 912 810 69 57 1/2
 17Oct84—Checked start
 27Sep84-10Pom 1 1/4 :474 1:143 1:473ft 23 115 611 31 1st 2 1/2
 27Sep84—Broke out, bumped
 12Sep84-10mr 1 1/4 :46 1:112 1:451ft 6 116 38 1st 2nd 44 1/2
 12Sep84—Stumbled at start
 31Aug84-9Dmr 1 :46 1:111 1:371ft 2 114 2nd 1st 31 61 1/2
 31Aug84—Veered out, bumped start
 19Aug84-20mr 1 1/4 :46 1:114 1:443ft 3 115 21 11 21 1/2
 30Jly84-7Dmr 1 1/4 :46 1:114 1:442ft 1 116 11 2nd 21 38 1/2
 30Jly84—Bumped hard start
 25Jun84-3Hol 6f :214 :45 1:104ft 3 118 73 1/2 83 77 1/2
 13May84-4Hol 6f :22 :452 1:181ft 7 115 51 1st 12 18
 10May84-2Hol 6f :22 :452 1:104ft 6 115 53 97 71 410
 Nov 21 Hol 4f :47 1/2 h Nov 15 Hol 3f :37 h Nov 2 SA 5f 1:08 h Oct 27 SA 4f :43 h

Pac Time

Own.—Brook & Evans Mmes

116

B. c. 3, by Glen Pac—Ice Cream Time, by Jig Time
 Br.—Benford R M (Cal) 1984 9 1 1 2 \$8,309
 Tr.—Brook Ronald J 1983 9 4 3 1 \$13,154

7Nov84-3Hol 1 :452 1:101 1:371ft 33 116 64 713 82 91 1/2
 10Oct84-3SUP 1 1/4 :472 1:13 1:51 ft 3 116 2nd 2nd 11 3 1/2
 23Sep84-3SUP 1 1/4 :463 1:122 1:534ft 71 117 410 39 47 68
 5Sep84-3NP 1 1/4 :461 1:11 1:432ft 6 117 1st 21 43 57 1/2
 3Aug84-3NP 1 :463 1:114 1:38 ft 2 112 43 41 21 2 1/2
 23Jly84-3NP 1 1/4 :48 1:131 1:444ft 11 114 213 31 31 31 1/2
 21Jly84-3NP 1 :46 1:112 1:373ft 18 115 55 73 75 49
 22Jun84-2NP 6f :22 :462 1:174ft 12 114 41 41 2nd 2nd
 28May84-3NP 6f :23 :46 1:114ft 25 116 52 53 65 912
 23Oct83-3SUP 1 :473 1:124 1:40 ft 5 118 31 31 31 33
 Nov 28 Hol 5f 1:02 h Nov 2 Hol 5f 1:02 h Oct 3 SUP 4f :43 h

Blizzard Comin

Own.—J J Stables

116

B. h. or br. g. 3, by Against the Snow—Miss Winsome, by Winsome Winner
 Br.—Johnson & Bathelme (Cal) 1984 9 1 1 1 \$12,020
 Tr.—Bertancourt Eduardo 1983 8 M 0 0

16Nov84-4Hol 6f :22 :453 1:103ft 5 117 105 98 85 67
 16Nov84—Bumped start, steadied at 1/8
 26Oct84-4SA 6f :214 :442 1:162ft 2 118 22 22 22 23 1/2
 26Oct84—Bumped start
 20Oct84-1SA 6f :213 :44 1:092ft 19 115 52 67 67 65 1/2
 10Oct84-1SA 6f :214 :444 1:10 ft 14 118 1st 1st 21 34
 25Sep84-7Pom 6f :214 :452 1:113ft 16 114 3rd 31 22 43 1/2
 16Sep84-3Pom 5f :214 :48 1:092ft 16 109 43 67 57 44 1/2
 16Sep84—Lugged out 1st turn, bumped
 9Sep84-5Dmr 6f :22 :45 1:101ft 16 118 — — — —
 9Sep84—Pulled up, Bumped, pinched back start
 26Aug84-5Dmr 6f :22 :451 1:161ft 7 116 21 22 58 71 2 1/2
 6Aug84-4Dmr 6f :22 :453 1:104ft 3 116 12 12 13 17 1/2
 Nov 14 Hol 4f :48 1/2 h Sep 27 SA 3f :36 1/2 h

Our Glass

Own.—Boyd-Long-Mendola

114

B. g. 3, by Stained Glass—Krim, by Earls Erma
 Br.—Mendola P (Cal) 1984 18 2 4 2 \$22,503
 Tr.—Bernstein David 1983 1 M 0 0 \$33

17Nov84-2Hol 6f :22 :461 1:114ft 5 119 11 11 11 11 1/2
 23Oct84-1TLA 1 1/4 :47 1:13 1:43ft 23 117 13 11 22 3 1/2
 23Oct84—Bumped start
 12Oct84-1SA 1 1/4 :46 1:104 1:434ft 26 118 31 57 816 1122 1/2
 12Oct84—Stumbled start
 15Sep84-3Pom 1 1/4 :48 1:13 1:462ft 3 114 11 11 11 11
 12Sep84-10mr 1 1/4 :46 1:113 1:451ft 23 118 23 2nd 1st 55 1/2
 23Aug84-30mr 1 1/4 :46 1:121 1:442ft 14 118 1st 3 914 918 1/2
 23Aug84—Eased in stretch
 13Aug84-20mr 1 1/4 :463 1:114 1:45 ft 13 116 11 11 11 11
 25Jly84-20mr 7 :22 :451 1:234ft 5 117 1st 3rd 21 45 1/2
 25Jly84—Veered in, bumped start, lugged in stretch
 13Jly84-4Hol 6f :22 :451 1:102ft 9 117 42 53 412 410
 30Jun84-2Hol 6f :22 :451 1:104ft 7 115 21 33 35 38 1/2
 Nov 8 Hol 4f :48 1/2 h Oct 19 SA 3f :36 1/2 h Oct 2 SA 5f 1:02 h

OWNED BY W La Croix Estate

119

Tr.—La Croix David

1984 8 1 1 2 \$14,005

1983 0 M 0 0

22Oct18-7LA	5f: 221	454	1:182ft	*5-5	117	311	1hd	1hd	13	Oliveras F ⁰	Mdn	85-19	Amnothrbrothr,DownThSlcp,JryBx	9	
6May18-2GG	5f: 222	454	1:103ft	23	118	34	213	22	323	Baze R A ⁰	Mdn	83-14	BOnGrd,Sitnntshd,Amnothrbrothr	8	
14Apr18-4GG	1 1/2: 472	1:112	1:443ft	63	118	113	12	113	34	Winlaw W M1	Mdn	76-14	Promontory,Cyprn,Amnothrbrothr	8	
5Apr18-2SA	1 1/2: 457	1:113	1:452ft	*31	1105	653	1hd	13	443	Fuentes F P ⁰	M35000	69-21	Trvet,Promontory,LoverBoyMicky	12	
5Apr18-4	Wide backside, 3/8														
22Mar18-7SA	1	454	1:113	1:38 ft	19	1115	50	41	13	213	Fuentes F P ⁴	25000	77-18	MikesClico,Amnothrbrothr,Aenes	7
22Mar18-4	Bumped at start, wide into stretch-														
2Mar18-2SA	7f: 231	46	1:242ft	14	118	1hd	2hd	48	6123	Meza R Q1 ⁰	M32000	65-18	Don'RjctM,CoursngEgl,RchrByFr	12	
2Mar18-4	Wide into stretch														
16Feb18-5SA	5f: 221	46	1:114ft	53	118	42	43	893	10133	Meza R Q7 ⁰	M50000	65-23	Stress, EmeraldCut,NuclearAttack	12	
16Feb18-4	Bobbled, veered in, bumped after start														
1Feb18-4SA	6f: 214	442	1:172ft	11	116	21	21	25	553	Meza R Q9 ⁰	M45000	78-17	Dust To Riches, Travel,IrishGuard	11	
Nov 22 Hol 4f	492 h	Nov 17 Hol 5f				1:002 h	Nov 4 SA 4f				502 h	Oct 17 SA 5f			1:02 h

116

Own.—Rodriguez Hope B

Tr.—Perez Dagoberto

1984	20	1	3	5	\$30,825
------	----	---	---	---	----------

Turt	1	0	0	0
------	---	---	---	---

[illegible]

Dk. h. or br. c. 3, by Bold Forbes—Charging Native, by Native Charger

Owens-Jones A U

116

Br.—Jones A U (Ky)

Tr.—Barrera Lazaro S

1984	7	1	0	0	\$1,410
------	---	---	---	---	---------

1983 0 M 8 0

Erecting														
16Nov04-6Hol	8f :22	.453	1:103ft	22	119	1212	1219	1215	11193	McCarron C J ¹	25000	—	SirEdgrAlln,Mingsh,OvrldJourny	12
15Sep04-9Lga	6f :213	.441	1:083ft	9	122	673	613	816	7163	Pierce L ⁸	Aw3100	77-14	Fleet Joey,FiringPoint,Drumboogie	8
13Sep04-4Pla	6f :222	.462	1:181ft	13	120	113	121	121	713	Davidson J R ⁹	Mdn	94-12	NativeForbes,Gustwthul,Windflite	9
23Apr04-6SA	1 1/2 :471	1:12	1:442ft	8	115	413	68	614	7143	Sibille R ⁶	Mdn	64-18	Triumphanted, SoloOrbit,Muztagata	8
23Apr04-Rank, bumped at 7 1/2														
24Mar04-6SA	6f :214	.443	1:17 ft	15	118	712	717	716	7183	Meza R Q ⁶	Mdn	66-18	UsuallyReliable,WoodsLake,Billikin	7
24Mar04-Bumped start														
25Feb04-2SA	6f :214	.444	1:163ft	73	118	553	673	673	511	McCarron C J ³	Mdn	76-18	Blips, Repatriate, T. H. Ange	9
25Feb04-Lugged in stretch														
18Feb04-6SA	6f :214	.451	1:111ft	33	118	1212	912	983	973	Pincay L Jr ³	Mdn	75-22	SvorySuc,TrmphntBnrr,M.DobiM.	12
18Feb04-Bumped, pinched back, steadied after start														
<div style="display: flex; justify-content: space-between;"> Nov 11 Hol 5f 1:14 h Nov 5 Hol 5f 1:01 h Sep 28 Lza 5f 1:00 h </div>														

2,000 TOS LOW

Dk. b. or br. g. 3, by Pay Tribute—It Figures, by Gun Bow

Own.—Rosario & Segale

116

Br.—Plemmons J H (Wash)

Tr.—Smith Marion L.

1984	4	2	0	1	\$10,095
------	---	---	---	---	----------

1983 0 M 0 0

8Nov84-7Hol 6f :223 :463 1:114ft 4 116 13 2nd 21 63 Stevens G L¹ 32000 — SpecInventory,ThrForTwo,CrimFr 8
 8Nov84-Lugged out badly backstretch; bumped n/r/r at 5/16
 31Oct84-4SA 6f :214 :442 1:09 ft 3 115 2nd 33 36 38 Stevens G L² 32000 85-19 Don's Co'op,ColdNose,DarkHarvest 7
 31Oct84-Lugged out
 11Aug84-8L ga 6f :214 :444 1:154ft 4 120 2nd 2nd 11 123 Stevens G L⁵ 20000 90-20 DrkHrvest,Sooty'sPrince,Rrdn'sGry 7
 27Jly84-2L ga 6f :212 :454 1:174ft 2 120 2nd 2nd 2nd 13 Stevens G L¹ M20000 80-16 DrkHrvest,LGuyNmdNncysu,SmR Jr. 7
 Nov 17 Hol 6f 1:01 h © Nov 7 Hol 3f 344 h Oct 26 SA 5f 359 h Oct 19 SA 5f 1:01 h

5th Hollywood

1 MILE
HOLLYWOOD PARK

START

FINISH

1 MILE. (1.35) CLAIMING. Purse \$21,000. 3-year-olds and upward. Weights, 3-year-olds, 119 lbs.; older, 122 lbs. Non-winners of two races at a mile or over since September 15, allowed 3 lbs.; such a race since then, 6 lbs. Claiming price \$40,000; if for \$35,000, allowed 2 lbs. (Races when entered for \$32,000 or less not considered.)

My Money *

Own—Love J B

116

27Oct84-5SA 1 1/2 :46 1:10 1:42 1/2 13 116
13Oct84-68M 1 1/2 :42 1:12 1:53 1/2 13 116
5Oct84-68M 7 1/2 :41 1:48 1:32 1/2 13 116
28Aug84-8L ga 1 :46 1:10 1:35 1/2 23 120
14July84-8L ga 1 :45 1:12 1:35 1/2 23 122
18June84-6GG 1 1/2 :42 1:02 1:27 1/2 13 117

Whitell-Crooks 117

B. g. 3, by Money Lender—My Thal, by Maroon Polo II
Br.—Brinkler & Dollans (Cal)
Tr.—Frankel Robert \$40,000
Lifetime 50 13 11 8 \$153,606

1984 16 4 6 4 \$52,340
1983 17 5 4 1 \$52,305
1982 20 3 7 5 \$55,430
5000 88-13 Val De Roi, Major Henry, Honto 7
5000 70-25 Mountain Mine, Gilt Poles, My Money 7
5500 87-09 Cross Wits, Azam, My Money 7
Hcp0 82-21 Rufus' Night Out, Candy Pitch, My Money 6
Aw1200 81-15 My Money, Rufus' Night Out, Allowance 6
Wiburnal Ring Gra H 83-11 Silverville, Ten Bel

Master Navajo *

Own—Ingram & Raymond

114

20Mar84-7GG 1 :45 1:10 1:35 1/2 6 115
21Apr84-7GG 1 :47 1:12 1:37 1/2 15 114
30Mar84-6GG 1 1/2 :47 1:11 1:42 1/2 21 117
30Mar84-Broke in a tangle
17Mar84-6GG 1 1/2 :46 1:10 1:42 1/2 37 113
3Mar84-6GG 1 :48 1:12 1:45 1/2 9 120
17Feb84-6GG 1 1/2 :48 1:12 1:45 1/2 51 120
23Jan84-68M 1 1/2 :47 1:13 1:47 1/2 41 120
23Jan84-Bobbled break
13Jan84-68M 1 1/2 :45 1:13 1:44 1/2 51 114
2Jan84-68M 1 :48 1:13 1:40 1/2 13 114
10Dec83-68M 1 1/2 :48 1:13 1:45 1/2 7 114

B. g. 4, by Navajo—Elderflower, by Master Hand
Br.—Lyster & Stiff (Ky)
Tr.—Palmer Hector O \$35,000
Lifetime 21 4 3 4 \$45,553

1984 9 2 0 1 \$22,000
1983 12 2 3 3 \$21,463
1982 4 0 0 1 \$3,120
4000 86-11 Wishbone, Honey's Will, Productivity 9
5000 77-21 My Money, Juan Barrer, Wetm Green 9
Aw1800 75-15 Alley Fox, Wind'em High, Timberjack 3
GIRM7 83-28 Songhy, Cloridurte, Pleasant Power 10
Baze R A1 Aw1900 75-13 Dramatics, Wind'em High, My Money 7
Baze R A5 Aw1700 75-27 Master Nvja, New Broom, Diamond Gory 7
Baze R A7 Aw1600 68-28 The Lady Man, Bilerwa, Master Nvja 10
Baze R A1 Aw1300 78-25 Master Nvja, Upper Rulih, Forcal Roon 6
Judice J C1 Aw1900 58-28 Toss The Coin, Tricolor, Regal Raki 7
Judice J C7 2000 51-23 Master Nvja, Time 2-2

Fleet Paul Allison

Own—Galtzer—Shaw—Macroe

116

12Mar84-7Hel 1 :45 1:11 1:37 1/2 51 116
20Oct84-5SA 1 1/2 :46 1:11 1:43 1/2 41 115
7Oct84-4SA 6 :21 1:42 1:09 1/2 21 116
28Aug84-90Mar 1 1/2 :46 1:11 1:42 1/2 7-5 117
14Aug84-90Mar 1 1/2 :47 1:14 1:42 1/2 38 116
4Aug84-90Mar 1 1/2 :47 1:12 1:43 1/2 9-5 115
14July84-9Hel 1 :45 1:10 1:35 1/2 41 114
14July84-7Hel 1 :46 1:11 1:36 1/2 6 116
3Jan84-7Hel 1 :45 1:10 1:37 1/2 72 116
1Jan84-5Hel 1 1/2 :45 1:12 1:44 1/2 9-5 116
Nov 28 Hel 4R :47 1/2 0 Nov 18 Hel 3R :46 1/2 Oct 22 SA 5R 1:00 1/2 Oct 17 SA 5R :59 1/2

B. h. 5, by Native Hunt—Ella Sea, by Boon Max
Br.—Allison O L (Cal)
Tr.—Shute Melvin F \$40,000
Lifetime 46 11 9 6 \$148,046

1984 10 0 4 1 \$23,275
1983 5 2 0 1 \$22,500
1982 7 1 2 0 \$22,300
3000 — — Jet Sett, Joe Fleet Paul Allison, B. Bridge 8
McCarren C J1 2500 68-17 Eagle's Bek, Sh's Royl Orem, Cl Vrdict 12
McCarren C J2 3200 83-12 Che, Calabonga, Jet Sett Joe 7
Shoemaker W4 3200 84-13 Item Two, Gilt Minded, Grczewski 12
McCarren C J4 3200 86-21 Nuclear, Fleet Paul Allison, Primont 8
Shoemaker W2 4000 81-16 Item Two, Sh's Royl Orem, Flt Paul Allison 8
McCarren C J2 4750 84-15 Val De Roi, Fleet Paul Allison, Azam 8
McCarren C J4 4000 81-16 Val De Roi, Flt Paul Allison, Lord Adveet 9
McCarren C J4 4000 76-19 Just Arrived, Last Creek, Golden E 8
McCarren C J1 3200 78-21 Item Two, Stabilized, Bunnell 11

Dagger's Point

Own—Strom-Gibbs

116

27Oct84-6SA 6 1/2 :21 1:42 1:16 1/2 13 116
27Oct84-Wide track 3R
10Oct84-28Hel 1 :45 1:10 1:35 1/2 71 119
18Oct84-6Hel 1 1/2 :46 1:10 1:41 1/2 12 115
18Oct84-7Hel 1 1/2 :46 1:11 1:40 1/2 4 116
30Aug84-25Ar 1 1/2 :47 1:10 1:35 1/2 8 115
15Aug84-25Ar 1 1/2 :47 1:12 1:42 1/2 11 117
31July84-28Hel 1 1/2 :46 1:10 1:43 1/2 41 117
17July84-28Hel 1 1/2 :47 1:11 1:42 1/2 41 117
23June84-28Hel 1 :46 1:11 1:37 1/2 21 114
19Feb84-5SA 1 1/2 :47 1:12 1:45 1/2 7 116
Nov 28 Hel 6R 1:49 1/2 Nov 14 Hel 5R 1:28 1/2 Nov 9 Hel 3R :37 1/2 Nov 4 Hel 5R 1:52 1/2

B. g. 7, by Judge—California, by Tiger Warden
Br.—Mendon P (Ky)
Tr.—Jones Gary \$40,000
Lifetime 30 6 3 5 \$106,380

1984 1 0 0 1 \$4,200
1982 10 2 1 0 \$27,020
1981 25 5 3 3 \$28,490
4500 84-13 Unknownwest, M, Stand Pl, Dggr's Pnt 12
5000 83-17 Dggr's Point, Dr. Johnson, Carpes Cors 9
Am2000 96-12 Sportful, Phamous, Double Leader 10
5000 83-08 Dggr's Point, Adventure, Hvgretite 7
7200 83-08 Hrmwcz, Deedee's DL, Boog Woogy 8
5000 87-07 McNeck, Dggr's Point, Camus Coers 9
5000 73 — Palace, On The Grass, Amal Naji 7
7500 81 — No Neck, Gaspain Matre, Primont 7
8000 76 — Fiddle Fiddle, Dr. Johnson, Scher Dec 10
8000 68 — Ptz's Triumph, Right of Light, Gmmt 12

Ells Bravest Song

Own—Dr. Johnson—Manny-Manning

116

10Mar84-7Hel 6 :22 1:46 1:16 1/2 9-5 115
5Mar84-7SA 6 :21 1:44 1:15 1/2 3 116
27Oct84-7SA 6 :21 1:44 1:15 1/2 8 115
28Aug84-6Hel 6 :21 1:44 1:15 1/2 8 115
11Apr84-5SA 6 1/2 :22 :45 1:17 1/2 8 117
11Apr84-Broke in a tangle
28Mar84-7SA 6 :22 :45 1:18 1/2 3 117
28Mar84-Stubbed start
10Mar84-6SA 6 :21 :45 1:17 1/2 3 118
19Feb84-6SA 6 :21 :44 1:16 1/2 9-5 117
2Feb84-6SA 6 :21 :44 1:16 1/2 10 117
Oct 21 SA 5R 1:50 1/2 Sep 25 6R 4R :40 1/2

B. g. 4, by Bravest Run—Bouton Chant, by Rustless Wind
Br.—Smith E J (Ky)
Tr.—West Ted \$40,000
Lifetime 9 2 2 1 \$38,375

3000 — — Meteor, Ells Bravest Song, Lucky Buddy 5
Valenzuela P A2 2000 83-18 Ells Bravest Song, World Ruler, Minors 10
Valenzuela P A2 1600 83-13 World Ruler, Ells Bravest Song, A moride 10
Menn R Q7 2000 76-19 Khalidun, Japomack, Cane in Court 9
Menn R Q8 Am2000 74-20 Poly Test, Bid Us, Rich Watson 8
Pincay L Jr4 Am2000 73-18 Sir Stunt, Rich Watson, Noelita 8
Mdn 80-25 Ells Bravest Song, Wrath, The Big One 12
Mdn 80-13 Lazzaro Primora, The Big One, Wrath 11
Mdn 83-19 Primora, M Poms, Ells Bravest Song 12

HOLLYWOOD PARK CHARTS

3556—SECOND RACE, 6 furlongs, 2 year olds, Maiden fillies, Claiming prices \$32,000-28,000, Purses \$11,000.

Index	Horse and Jockey	Wt.	PP	ST	1/4	1/2	3/4	Str.	Fin.	To \$1
---	Naughty Netta, Valenzuela	118	8	1	23	25	-	25	11	4.50
3148	Anne Cuisine, Hawley	118	2	4	12 1/2	12	-	12	24	1.10
---	Bynolady, Dominguez	x111	1	8	5 1/2	44	-	31	33 1/2	8.20
3164	Ambassadors, Meza	118	9	2	52	35	-	45	42 1/2	43.00
3238	Frisky Fawn, Ortega	118	4	6	9 1/4	35	-	63 1/2	54	5.10
2648	Miami Joy, Lozova	x111	10	3	11	82 1/2	-	5 1/2	64 1/2	10.70
---	Elegant Kelly, Barrera	118	3	11	8 1/2	62 1/2	-	7 1/2	7 1/2	38.30
---	Bamonacooler, Pedroza	118	6	5	4 1/2	7 1/2	-	84	84 1/2	20.40
---	Tao That Dream, Estrada	118	5	9	10 1/2	10 1/2	-	10 1/2	9 1/2	24.80
3236	Take Petra, Stevens	118	7	7	3 1/2	5 1/2	-	92	106 1/2	88.50
---	Donnas Day, Olivares	118	11	10	7 1/2	11	-	11	11	25.60

Scratched—Knights Crozier, Star Pirate, Little Bluff, Native Conflict.

9 NAUGHTY NETTA 11.00 4.40 3.80
 2 ANNE CUISINE 3.00 2.80
 1 BYNOLADY 4.00

Time—22.3 47.1 59.4 1.13 1/5. Cloudy & fast. Winner—b f 82 Agitate—Gloria's. Trained by Stute, Melvin F. Mutual Handle—\$219,180. Daily Double pool—\$273,063.

\$2 Daily Double (1-9) paid \$125.60

\$2 Consolation Daily Double (1-7) paid \$16.00

3557—THIRD RACE, 6 furlongs, 3 year olds & up, Claiming prices \$32,000-28,000, Purses \$16,000.

Index	Horse and Jockey	Wt.	PP	ST	1/4	1/2	3/4	Str.	Fin.	To \$1
3203	Meteorite, Sibille	115	2	2	32 1/2	34	-	35	1 1/2	8.10
3235	Ells Bravest Song, McCarron	115	5	3	21	2 1/2	-	2 1/2	2 1/2	1.30
3203	Lucky Buddy, Meza	113	3	1	11	12	-	1 1/2	33	2.60
3517	Brummer, Valenzuela	117	1	5	5	-	-	4 1/2	4 1/2	9.20
3227	Austines C.W., Olivares	117	4	4	4 1/2	5	-	5	5	3.10

Scratched—Branden's Brandy.

2 METEORITE 14.20 4.40 3.00
 5 ELLS BRAVEST SONG 3.20 2.40
 3 LUCKY BUDDY 2.60

Time—22.3 48.58 1.10 3/5. Cloudy & fast. Winner—Ob b G 79 Iron Ruler—Star Strawn. Trained by Mike Mitchell. Mutual Handle—\$137,073. Exacta Handle—\$198,073.

\$5 Exacta (2-5) paid \$108.00

3558—FOURTH RACE, 6 furlongs, 3 year olds & up, Fillies & Mares, Purses \$23,000.

Index	Horse and Jockey	Wt.	PP	ST	1/4	1/2	3/4	Str.	Fin.	To \$1
3151	La Fonteyn, Hawley	117	1	4	31 1/2	1 1/2	-	1 1/2	1 1/2	1.20
2185	Orchestra, Pincay	117	4	5	5	43 1/2	-	31	22 1/2	8.90
3168	Tucked Inside, Olivares	120	5	1	11	22 1/2	-	22 1/2	33 1/2	2.00
3516	First Package, Stevens	122	3	3	2 1/2	3 1/2	-	43	42 1/2	7.70
3034	Crimson Cameo, Black	117	2	2	4 1/2	5	-	5	5	4.10

Scratched—My Donna B.

1 LA FONTEYN 4.40 3.00 2.20
 4 ORCHESTRA 8.20 2.60
 5 TUCKED INSIDE 2.20

Time—22.3 48.3 58.4 1.11 3/5. Cloudy & fast. Winner—Obb F 81 Gaelic Dancer—Uncertain Spirit. Trained by Truman, Eddie. Mutual Handle—\$181,656. Exacta Handle—\$193,019.

\$5 Exacta (1-4) paid \$70.00

3559—FIFTH RACE, 1 milo, 3 year olds, Fillies, Claiming prices \$32,000-28,000, Purses \$15,000.

Index	Horse and Jockey	Wt.	PP	ST	1/4	1/2	3/4	Str.	Fin.	To \$1
3048	Cream Pocket, Black	117	7	1	12	12	1 1/2	13 1/2	14	2.50
3209	Miss Shuga, Hawley	115	2	2	3 1/2	2 1/2	3 1/2	3 1/2	2 1/2	7.50
3118	Intentional, Proctor	x110	1	8	5 1/2	3 1/2	2 1/2	2 1/2	33 1/2	22.20
3217	Mariko's Ann's San, Valenzuela	118	6	4	4 1/2	5 1/2	4 1/2	4 1/2	4 1/2	6.00
---	Pye's Cricket, McCarron	115	3	7	6 1/2	6 1/2	5 1/2	5 1/2	5 1/2	7.90
3174	Society Riva, Pincay	117	4	5	7	7	7	6 1/2	6 1/2	1.60
3217	Vedalia, Meza	112	5	3	2 1/2	4 1/2	6 1/2	7	7	7.70

Scratched—Obey.

7 CREAM POCKET 7.00 4.40 3.80
 2 MISS SHUGA 8.00 4.40
 1 INTENTIONAL 8.80

Time—23.1 47.1 1.13 1.28 1.40 1/5. Cloudy & fast. Winner—dbb f 81 Brents Creme—Pocket Lady. Trained by Melvin F. Stute. Mutual Handle—\$169,670. Exacta Handle—\$230,511.

\$5 Exacta (7-2) paid \$137.50

3560—SIXTH RACE, 6 furlongs, 3 year olds & up, Maidens, Fillies & mares, Purses \$16,000.

Index	Horse and Jockey	Wt.	PP	ST	1/4	1/2	3/4	Str.	Fin.	To \$1
3159	Deaconess, Pincay	120	7	1	42 1/2	48	-	32 1/2	11	1.00
3159	School Princess, Lozova	x115	1	5	2 1/2	23	-	22 1/2	2 1/2	12.50
3159	Gentleman's Bet, Hawley	120	2	3	1 1/2	1 1/2	-	1 1/2	34 1/2	2.30
3175	Singing Snow, McCarron	120	4	7	73	65	-	5 1/2	42	5.70
9798	Score D., Toro	120	3	6	52 1/2	5 1/2	-	63	52 1/2	28.20
9114	I Love You Baby, Meza	120	8	2	3 1/2	33	-	44	63	9.60
3060	Feels Like Love, Fernandez	120	5	4	8	74	-	73	78	37.50
---	Presveters, Latham	120	6	8	6 1/2	8	-	8	8	39.70

Scratched—None.

7 DEACONESS 4.00 2.80 2.10
 1 SCHOOL PRINCESS 7.60 3.40
 2 GENTLEMAN'S BET 2.60

Time—22.3 48.3 59.1 1.12 3/5. Cloudy & fast. Winner—ch f 81 King's Bishop—Dreamy Bolina. Trained by Steven L. Morguean. Mutual Handle—\$174,392. Exacta Handle—\$214,160.

\$5 Exacta (7-1) paid \$76.00

3561—SEVENTH RACE, 6 furlongs, 2 year olds, Maidens, Claiming prices \$50,000-45,000, Purses \$12,000.

Index	Horse and Jockey	Wt.	PP	ST	1/4	1/2	3/4	Str.	Fin.	To \$1
3200	Conteal, Valenzuela	118	9	1	11	15	-	15 1/2	14 1/2	3.30
3150	Petrov, McCarron	116	4	5	4 1/2	2 1/2	-	21	2 1/2	6.20
3200	Infantryman, Ortega	118	11	4	32	4 1/2	-	3 1/2	3 1/2	6.50
3157	Highland Pirate, Meza	118	8	2	52 1/2	54	-	4 1/2	4 1/2	39.40
3202	Cosmoiron, Pedroza	118	1	11	9 1/2	63	-	6 1/2	5 1/2	47.10
3231	Sword Prince, Toro	118	10	6	6 1/2	7 1/2	-	8 1/2	6 1/2	6.70
3173	Southern Show, Pincay	118	5	6	7 1/2	84	-	7 1/2	71	3.20
---	Please Drink Up, Sibille	118	10	3	2 1/2	3 1/2	-	5 1/2	82 1/2	5.20
2141	Our Nordic, Olivares	118	6	8	81	9 1/2	-	9 1/2	9 1/2	28.20
3202	Bright Tack, Lozova	x113	9	11	11	-	-	11	10 1/2	28.40
---	Martin Of York, Stevens	118	7	7	10 1/2	10 1/2	-	10 1/2	11	23.00

Scratched—None.

9 CONTEAL 8.80 4.40 3.40
 4 PETROV 8.80 4.20
 11 INFANTRYMAN 4.20

Time—22.3 48.2 58.4 1.12 3/5. Cloudy & fast. Winner—b c 82 Contrastados—Leal's Jewel. Trained by Priddy Ray. Mutual Handle—\$182,049. Exacta Handle—\$242,776.

Pick six pool—\$417,774, including carry over of \$105,517.18. Winning numbers (9-2-1-7-7-9). 21 tickets with six winners paid \$12,974.20. 698 tickets with five winners paid \$239.00.

\$5 Exacta (9-4) paid \$128.50



YESTERDAY'S RESULTS

Pool \$417,774, including \$104,517.18 carry-over
Nos. 9-2-1-7-7-9

21 tickets with 6 winners paid \$12,974.20 each
 698 tickets with 5 winners paid \$239.00 each
 Carry-over is \$105,517.18

PHYSICIAN HEAL THYSELF

As a group, Medical Doctors are the least proficient of our clients. The structuralist nature of their training has much to do with this. So does the almost messianic status given them by society. Since the organism is a structure it should function perfectly so long as there is no deterioration, trauma or infection of the structure itself. When such things do occur a specific prescription or surgical operation will restore the structure to its normal state. We would not wish our doctor to stray very far from this precept because experimental deviation from accepted norms could be dangerous to our health.

A lawyer's training, on the other hand, is only structural in the early stages of schooling. Once basic common law is understood legal training becomes a long excursion into decisions, precedents, reversals, appeals, motions - ad infinitum. Common law is the structure, yes; but a lawyer's trade is functional. Practice of law is the bending, loopholing, interpretation of the structure.

Attorneys, as a group, are among our MOST proficient clients.

Handicapping, you see, is a Function of the structural nature of a given procedure, i.e. Methodology. As litigation, deviations, experimentations and interpretations are frequently required to enhance the effectiveness of the structure (law) itself.

This is not designed as a lecture on medicine or law. It is presented so that you might look into your own nature and determine whether you are a structuralist or a functionalist.

If you are a structuralist you will demand a rule or set of rules that govern each situation. You will seek authoritative advice when problems arise. If, after awhile, you fail to get a set of rules or answers you will forsake

one handicapping method and go on to another, and another, and another....until you find one with a set of rules that never fail. Or, until you die, which will probably happen first.

If you are a functionalist you will seek out a structure that is well founded but flexible enough to expand with the inclusion of your own insights, deviations and experimentations; Yet strong enough to support the weight of your own concepts and prejudices. You will have a sense of changes and the capacity to adapt: to bend without breaking. To break is to zig one day and zag the next, only to discover that what you abandoned yesterday worked well today. In handicapping, structural rigidity works better than inconsistency born of frustration. Adaptability does not equate with inconsistency. The former is a product of intellect, the latter of emotion.

In World War II it was generally accepted that American, British and Commonwealth troops were better able to cope with unexpected emergencies in combat because they were raised in a free society. Our military training and discipline **was** no less rigid or authoritative. Our tradition of strong free moral agency merely over-rode the structure when necessary. So let it be with your handicapping.

-----O-----

One Medical Doctor among our clients has defied the limitations of structured rigidity that characterizes his colleagues. I suspect that he is also an excellent diagnostician with a heightened awareness of undifferentiated local signs; and a warm and caring human being. He is most certainly one of most successful users of the Methodology. I shall call him Dr. Al X in order to separate his practice of medicine from his practice of handicapping.

Here is the result of Dr. Al X's first excursion into the ULTRASCAN PROGRAM:

9th Race - HOLL - Dec.15 - Continued.

Estupendo *

Own.—Bradley & Whittingham

1135

B. c. 4, by Cougar II—Scumpa, by Bagdad
Br.—Bradley & Whittingham (Ky)
Tr.—Whittingham Charles \$90,0001984 13 0 1 1 \$42,550
1983 9 3 0 0 \$73,175
Turf 13 1 0 1 \$38,150

Lifetime 25 4 1 2 \$127,625
 2Dec84-9Hol 1 1/4 @ 47:21.11 1:48.2fm 4 116 76 64 5 3 3 Shoemaker W2 10000 86-09 Twin's Tornado, Bosto, Estupendo 7
 18Nov84-9Hol 1 1/4 @ 48:11.12:31.483fm 13 112 87 85 6 3 4 Shoemaker W5 10000 85-07 Bosto, Epsom Downs, Western 8
 18Nov84-Crowded early stretch
 3Nov84-7SA 1 1/4 @ 46:41.10:31.482fm 8 1085 31 3 3 7 4 6 7 Lozoya D A 10000 78-15 Massera, Bosto, Twin's Tornado 8
 20Oct84-5SA 1 1/4 @ 47:41.36:12.01 fm 4 119 77 64 5 5 3 McCarron C J3 10000 78-18 Sagamore, Bosto, Bertocelli 10
 3Sep84-8Dmr a1 1/4 45:1.34 1:56.4ft 6 113 1022 922 926 — Hawley S1 Dmr Inv H — Precisionist, PiroDucs, SuprDiamond 10
 3Sep84-Grade II; Eased
 22Aug84-8Dmr a1 1/4 45:4.1:34.3 1:57.4ft 8 114 612 48 46 2 6 McCarr CJ1 CabrilloH 82-14 Video Kid, Estupendo, Menswear 6
 13Jly84-8Hol 1 1/4 @ 49:31.12:41.482fm 2 117 43 43 6 3 5 McCarron C J4 25000 86-10 Ten Below, Massera, HandsomeOne 6
 17Jun84-5Hol 1 1/4 @ 48:21.12:21.414fm 7 115 77 76 7 3 5 Valenzuel PA7 Aw35000 86-06 Invoke, Best Of Both, Espontaneo 7
 30May84-7Hol 1 1/4 @ 48:11.12 1:483fm 3 117 810 63 6 4 4 McCarron C J5 25000 85-12 Ten Below, Durban Deep, Pewter Grey 8
 430May84-Dead heat
 10May84-8Hol 1 1/4 @ 48 1:11 1:463fm 5 115 811 84 712 75 2 McCarron CJ6 Aw40000 91-03 Sharp Singer, All Systems Go, Naar 8
 Dec 11 Hol 5f 1:01 h Nov 25 Hol 3f 1:36 h Nov 12 Hol 5f 1:00 h Nov 1 SA 3f 1:35 h

Twin's Tornado

Own.—Paulson A E

122

B. g. 5, by Red Twin—Gaye Rest, by Restora
Br.—Matthews J A (Tex)
Tr.—McAnally Ronald \$100,0001984 13 1 2 2 \$53,000
1983 16 3 3 4 \$165,950
Turf 25 4 4 5 \$204,450

Lifetime 51 12 8 8 \$263,761
 2Dec84-9Hol 1 1/4 @ 47:21.11 1:48.2fm 4 117 43 42 3 3 1 Pincay L Jr 10000 88-09 Twin's Tornado, Bosto, Estupendo 7
 4Nov84-7SA 1 1/4 @ 46:41.10:31.482fm 2 118 55 73 3 1 3 Pincay L Jr3 15000 80-15 Massera, Bosto, Twin's Tornado 8
 8Oct84-5SA 1 1/4 @ 46 1:10 1:473fm 3 119 6 51 5 5 6 Pincay L Jr7 15000 82-11 Johnnotable, Terson, Dare You II 12
 8Sep84-7Dmr 1 @ 46:21.10:21.353fm 2 117 6 56 46 3 2 4 Pincay L Jr5 13000 92-10 PolAndDc, Somthngwdrfrl, DbnHrc 8
 8Sep84-Dead heat
 15Aug84-7Dmr 1 @ 46 1:10:11.342fm 8 117 67 52 5 4 3 Pincay L Jr6 12000 97-03 Acquisition, FubulousDd, PrrickMcFg 9
 15Aug84-Steadied at 6 1/2
 22Jly84-7Hol 1 1/4 @ 46:41.10:21.41 fm 4 117 43 31 1 1 2 Pincay L Jr4 Aw45000 94-08 IronLeader, Twin's Tornado, Western 6
 29Jun84-7Hol 1 1/4 @ 46:11.10:11.404fm 9 119 109 96 5 7 6 Castaneda M2 15000 91-05 Champagne Bid, Bosto, Sagamore 10
 29Jun84-Broke slowly
 13Jun84-7Hol 1 @ 47 1:11 1:342fm 2 122 85 74 8 7 9 Castaneda M10 20000 86-04 Go Dancer, Massera, Match Winner 10
 25Mar84-8SA 1 1/4 @ 45:41.10:31.482fm 7 115 44 42 2 2 2 Castaneda M5 Aw45000 85-15 WolvrHights, Twin's Tornado, TIAgin 9
 16Mar84-8SA 1 1/4 @ 48:21.13 1:49 fm 18 115 74 87 7 6 4 Castaneda M8 Hcp0 78-18 Pewter Grey, Evening M'Lord, SirPeie 8
 Dec 13 Hol 4f 1:50 h Nov 29 Hol 5f 1:02 h Nov 23 Hol 7f 1:29 h Nov 17 Hol 6f 1:15 h

Steeppank

Own.—Loblolly Stable

119

B. c. 3, by Stage Door Johnny—Favorable View, by Explodent
Br.—Little N P (Ky)
Tr.—Gregson Edwin \$100,0001984 14 2 5 3 \$49,200
Turf 8 1 3 2 \$34,160

Lifetime 14 2 5 3 \$49,200
 17Nov84-1Aqu 1 1/4 @ 48:41.14 1:533gd 9-5e115 11 1st 1st 2 1/2 Maple E3 75000 75-25 Lutyens, Steeppank, Remanded II 9
 17Nov84-Bore out
 20Oct84-4Aqu 1 @ 45:2 1:09 1:341gd 4 113 31 44 6 11 6 1/2 MacBeth D6 85000 78-14 Beagle, Tenifly, Alchise 7
 19Oct84-5Bel 1 @ 45:31.0941.352fm 7-5 113 33 2nd 11 2 1/2 Maple E1 75000 87-12 IceBucket, Steeppank, EquityKicker 8
 6Sep84-3Bel 1 @ 45:4 1:12 1:381sy 8-5 113 21 24 36 3 1 2 Maple E4 Aw22000 62-18 Fatih, Swoon, Steeppank 6
 6Sep84-7Bel 1 1/4 @ 50 1:14 1:44gd 8 113 52 32 3 3 2 Maple E3 Aw22000 75-27 Ends Well, Fatih, Steeppank 8
 26Aug84-5Sar 1 1/4 @ 47 1:12:1.433fm 4 114 32 43 3 1 6 1/2 Maple S4 Aw22000 74-21 Roving Minstrel, Penzance, Fatih 11
 12Aug84-7Sar 1 1/4 @ 47 1:11 1:421fm 3 112 1 1st 11 2 1/2 Maple E4 Aw22000 93-07 GoGoRegal, Steeppank, OneForAB. 10
 14Jly84-8Bel 1 1/4 @ 48:11.37 2:011fm 10e114 21 2 46 8 8 1/2 Fann B13 Lexington 81-11 Onyxly, Dr. Schwartzman, Vision 13
 14Jly84-Grade II
 28Jun84-7Bel 1 1/4 @ 45:21.0941.414fm 7-5 114 7 52 42 3 2 1/2 Maple E4 Aw22000 84-18 Nepal, Go Go Regal, Steeppank 12
 16Jun84-3Bel 1 1/4 @ 46:41.1111.43 fm 3 112 74 42 12 1 5 Maple E2 Aw21000 81-20 Steeppank, Penzance, NoMan'sLnd 12
 Dec 10 SA 5f 1:53 h Dec 5 SA 1 1/2f 1:18 h Nov 30 SA 5f 1:53 h Nov 14 Bel 6f 1:15 h

Bosto

Own.—Burford W E

122

Ch. g. 5, by Unconscious—Suzy Creamcheese, by Amber Morn
Br.—Madden & Yank (Ky)
Tr.—Hartstone George D \$100,0001984 18 4 6 1 \$119,825
1983 17 0 2 4 \$38,440
Turf 46 6 9 5 \$182,999

Lifetime 52 6 10 6 \$192,349
 2Dec84-9Hol 1 1/4 @ 47:21.11 1:482fm 2 119 54 31 2nd 2 1/2 Hawley S8 10000 86-09 Twin's Tornado, Bosto, Estupendo 7
 18Nov84-9Hol 1 1/4 @ 48:11.12:31.483fm 6 112 65 3 3 2 1/2 Hawley S2 10000 87-07 Bosto, Epsom Downs, Western 8
 18Nov84-Dead heat
 3Nov84-7SA 1 1/4 @ 46:41.10:31.482fm 6 113 65 52 11 2 2 Hawley S6 10000 83-15 Massera, Bosto, Twin's Tornado 8
 20Oct84-5SA 1 1/4 @ 47:41.36:12.01 fm 6 115 44 2 2 1 1/2 Hawley S7 9000 81-18 Sagamore, Bosto, Bertocelli 10
 8Oct84-5SA 1 1/4 @ 46 1:10 1:473fm 6 116 98 95 7 9 5 1/2 Hawley S11 12000 82-11 Johnnotable, Terson, Dare You II 12
 2Sep84-3Dmr 1 1/4 @ 49 1:12:21.43 fm 8 118 64 64 6 2 3 1/2 Hawley S2 Aw27000 93-04 Rodwell, Double Line, Bosto 6
 2Sep84-Placed second through disqualification; Steadied at 1/16
 8Aug84-5Dmr 1 1/4 @ 48:11.1141.422fm 8 117 53 43 42 3 1 1/2 Hawley S7 Aw27000 95-07 Strong Dollar, Double Line, Bosto 7
 26Jly84-8Dmr 7 1/4 @ 23 1:4641.301fm 5 118 74 73 1st 2nd Hawley S4 Aw27000 88-14 Super Diamond, Bosto, Espontaneo 8
 26Jly84-Forced out 3/8
 13Jly84-8Hol 1 1/4 @ 49:31.12:41.482fm 4 112 31 21 2 1 1/2 Hawley S2 20000 87-10 Ten Below, Massera, HandsomeOne 6
 29Jun84-7Hol 1 1/4 @ 46:11.10:11.404fm 8 117 87 64 46 2 1 1/2 Hawley S10 14000 93-05 Champagne Bid, Bosto, Sagamore 10
 Nov 28 Hol 4f 1:48 h Nov 14 Hol 4f 1:48 h Oct 28 SA 5f 1:03 h

*Caballo

Own.—Rags and Bags Stable

114

Ch. g. 5, by Track Spare—Colinetta, by Alba Rock
Br.—Irvine A J G (Eng)
Tr.—Mitchell Mike \$80,0001984 12 3 2 2 \$22,212
1983 13 2 2 3 \$10,328
Turf 32 5 6 5 \$33,881

Lifetime 32 5 6 5 \$33,881
 27Aug84-4Epsom(Eng) 1 1/2 2:384gd 3 163 31 3 3 1/2 JSTT M&CSlvrMgnm(Amateurs) Eliaso, Harry Hastings, Caballo 5
 17Aug84-5Newbury(Eng) 1 1:373gd 16 138 5 5 4 1/2 Cook P Brightwln H Calfucci, Promised Isle, Moores Metl 13
 2Aug84-6Goodwood(Eng) 1 1:411gd 20 128 1 1st 1st Cook P Drayton H Cblo, HollywoodPrty, HelloSunshine 9
 28Jly84-6Ascott(Eng) 1 1:413gd 25 132 5 5 3 1/2 Cook P Crocker Bulkeel H GmblerDrem, Sunok, KnightsBnrr 10
 13Jly84-3Lingfield(Eng) 1 1/4 2:12 gd 2 136 5 5 4 1/2 Cook P July H HiddenDestiny, NoTurn, Bttyknows 7
 5Jly84-3Brighton(Eng) 1 1:342fm 6 127 2 2 1/2 Bray J Brightn Chlinge Cup H Foot Patrol, Caballo, Llinos 8
 25Jun84-4Brighton(Eng) 1 1:333fm 2 123 1 1 1 1/2 CokP Brightn Mle Chlinge H Caballo, El Capistrano, Tetron Bay 8
 Dec 8 SA 6f 1:17 h Dec 2 SA 4f 1:48 h Nov 27 SA 6f 1:18 h Nov 16 SA 7f 1:32 h

Since this will be the final example race in our Chronicle of ULTRASCAN'S success, we will dwell on it in great detail.

Beginning with the doctor's eliminations and pace-line selection we first see that he did not concern himself with Caballo, the English horse with no American record. He understands the possibility of such a contender winning these kinds of races and accepts the risk.

He next reviewed each contender's performance lines looking for the ones with the best records and fastest times. He studied the odds. They told him nothing except that the public was confused since the favorite was fluctuating at between 5 and 4 to 1, and the second favorite between 4 and 6 to 1. The horse with the best times at the distance it ran is Steepbank, who ran a mile at Belmont in 95.45, almost a second faster than the Del Mar mile won by Baran. The Doc now thinks to himself, "I thought Del Mar was supposed to be FASTER than Belmont." He looks to the tote board and sees that Steepbank is at 20 to 1 and holding. The obvious contenders by any standard are Twin's Tornado, Steepbank, Rusty Canyon and Baran. (Dr. Al X did not include Bosto. I threw him in to demonstrate that he did NOT qualify.)

PACE LINE SELECTION:

The doctor used the last race for Twin and Rusty.

Since both of Baran's last two races produced like figures he used the win at one mile.

Steepbank had trouble in its last race. The colt's next to last was NOT on the turf as is today's event. So, the 3rd back was the ONLY acceptable pace-line.

CLASS? The only contenders who have run for purses higher than today's are Estupendo and Twin's Tornado. Estupendo has made a career out of being beaten by Twin's Tornado

and, especially by Bosto who bested him the last four times out. Goodbye, Estupendo.

Twin's Tornado is settling in as the favorite: A 3.80-1 favorite, based probably on its class edge. For the conservative bettor, incidentally, 3.80-1 favorites with a marked purse-class edge are excellent SHOW bets. (As TT ultimately demonstrated)

Since this race features horses coming from different tracks and different distances, the doctor will put them through the test of ALL THREE of ULTRASCAN'S options: Ultrascan, Ultrascan with Variant AND Ultrascan with User-made variants taken from the PACE OF THE RACE of each contender's chosen pace line.

Here are the results of the ULTRASCAN read-outs:
SORTED ULTRA SCAN

84.8648	RUSTY CANYON
84.8446	STEEP BANK

83.8984	BARAN
83.7893	TWINS TORNADO

In our two-horse-to win betting philosophy we can see that this ranking is sufficient to pick the Winner. It is NOT the optimal one to use when evaluating contenders coming from a variety of distances and tracks, however. The variant factor looms large in such situations. Here is **THAT** reading:

SORTED ULTRA SCAN WITH VARIANT

85.6570	STEEP BANK
85.1465	TWINS TORNADO
85.1450	BARAN
84.9929	RUSTY CANYON

The reason for the change in rankings lies in the **AUTO-MATIC** variant adjustment that was made within the program, allowing for surface and distance changes. Here are those variants. Baran and Twin's Tornado benefited the most, Rusty Canyon the least.

AMOUNT OF VARIANT:	1.4	BARAN
Built-in Adjustment (auto.)	1.4	TWINS TORNADO
	1.2	STEEP BANK

SORTED PACE VARIANT

	.62	RUSTY CANYON
--	-----	--------------

With Steepbank's odds now at more than 20-1, the doctor is now looking at the possibility of a three horse exacta that will pay over \$1,000, as registered on the TV monitors computing the probable exacta payoffs. This is a Sunday crowd at supposedly one of the most sophisticated tracks in the country. What was happening? Was ULTRASCAN a hoax? Had someone programmed his computer while under the influence? Well, in races of this kind the user adjustment option was recommended as a final check out. What did it say?:

Raw Ultrascan-User Adjusted:

<u>Ultrascan & Variant User Adjusted</u>	<u>USER SORTED ULTRA SCAN - ADJUSTED</u>	
	85.8357	STEEP BANK
	85.6295	TWINS TORNADO
	85.5699	BARAN
	85.3478	RUSTY CANYON
<u>Ultrascan & Variant User Adjusted</u>	<u>SORTED ULTRA SCAN WITH VARIANT</u>	
	86.0181	STEEP BANK
	85.6392	TWINS TORNADO
	85.4889	BARAN
	85.4858	BOSTO
	85.0959	RUSTY CANYON

And the other pertinent
Adjusted Rankings without comment

SORTED COMPOSITE RATING

81.8894	STEEP BANK
81.6989	TWINS TORNADO
81.6024	BARAN
81.4882	BOSTO
81.2551	RUSTY CANYON

SORTED FACTOR W RATING

70.7366	STEEP BANK
70.6346	TWINS TORNADO
70.6100	BARAN
70.5337	BOSTO
70.4906	RUSTY CANYON

It is now wagering time for the good doctor. Time to recoup some of those losses incurred from prescribing generic drugs.

The odds dictated betting Steepbank across the board. The same could be done even for Twin's Tornado and Baran under this rather unusual Tote-Board reading. The "what if's" implicated in the place and show pool structure could best be handled through a three horse Exacta Box: \$30 (Calif., \$5 min) Here was also a situation in which a show bet on all three of the top ranked contenders would pay off. It is a rare circumstance and should be capitalized upon: All three top choices at odds this high.

At any rate, here are the results:

3771—NINTH RACE 1-1/8 miles (turf), 3 year olds & up. Claiming prices \$100,000-\$50,000. Purse \$40,000.												
Index	Horse and Jockey	WT.	PP	ST	1/4	1/2	3/4	Str.	Fin	To \$1		
---	Steepbank, Delahoussaye	119	7	4	2 1/4	21	21	1st	1 1/4	21.00		
3699	Baran, McHargue	114	4	2	5th	5th	51	3 1/2	2nd	7.60		
3690	Twin's Tornado, McCarron	122	6	9	6 1/4	81	71	5 1/2	3rd	3.80		
3699	Rusty Canyon, Guerra	114	2	1	1st	1 1/2	1 1/2	2nd	4th	9.70		
3690	Western, Hansen	118	1	3	41	41	3rd	4th	5th	9.90		
3690	Estupendo, Lozova	113	5	12	10 1/2	11nd	11 1/2	83	6th	7.60		
---	Caballo, Shoemaker	114	9	11	12	12	10th	7th	7th	10.50		
3617	Dalby, Ortega	114	11	6	3rd	3rd	4th	6th	83	9.40		
3743	Sagamore, Lipham	122	12	8	7th	6 1/2	51	3 1/2	91	6.70		
3733	Greatest Legacy, Sibille	122	10	5	9th	9 1/2	12	10 1/2	107	15.90		
3690	Bosto, Hawley	125	8	10	11nd	10th	9th	12	11 1/2	5.50		
3678	Kirchner, Meza	122	3	7	8th	7th	82	11th	12	34.90		
Scratched—Cheer-On, Faith, Morry's Champ.												
7 STEEPBANK					44.00	17.60	11.60					
4 BARAN					10.00	7.00						
6 TWIN'S TORNADO					4.60							
Time—24 48.1 12 1/5 1.36 1/5 1.49 3/5. Raining & firm. Winner—b c 81 Stage Door.												
Johnny—Favorable View. Trained Edwinn Gregson. Mutual Pools—\$227.53. Exacta												
Transit—\$435.147												
\$5 Exacta (7-4) paid \$1,098.50												
Attendance—30,534 Total handle—\$5,430,925												

A \$44 winner and a \$1,098.50 Exacta!

All of us who are victims of the high cost of Medical Insurance may well be saying to ourselves: "Wouldn't you know it? Why couldn't it have been ^ashoe salesman?"

Let's not begrudge the medico his bounty. It is there, at every track, for us all to reap. But first we must sow. ULTRASCAN is your scalpel, your tool, your weapon. Learn how to use and interpret it.

Then go out and capitalize on the opportunities that abound - and will continue to abound-so long as "horse-players" and dilettantes let horses like Steepbank go off at 21 to 1.

... IN CONCLUSION

We come now to the end of our longest and, I hope our most thoroughly documented presentation of instruction and procedure. Over 20 persons achieved inordinate success utilizing ULTRASCAN with NO instruction whatsoever. With the number of example races presented herein there should be few, if any, questions on HOW to put ULTRASCAN to optimal use. I have anticipated every possible query by seeking out questions from a select group of users in ADVANCE. In solving their problems, I trust I have solved yours.

Over the years most of the follow-up letters that have been answered by all of us at the Institute and at Pirco were, in fact, answered within the Manuals themselves. There always seem to be a few clients who want us to rewrite each page of instruction especially for them because they refuse to accept the written word as it lays on the page.

In the final analysis, it remains with the USER to do a regression on HIM/HERSELF. The concept of the Brohamer Model is not for HORSES ALONE. Do a regression model on YOU. Study your read-outs, determine which ONE or COMBINATIONS of several are most predictive of the winners at your track. Do the same with pace-line selections. We can research the facts of handicapping but we cannot research YOU. You must do that for yourself.

Finally, let me share with you a letter that seems to capsule a very fundamental problem that we find in many seeking success in the Art and Science of Handicapping. It is from one looking for an "Easy" road to riches, but who has little or no self-esteem in a field that requires, above all, a wealth of self-esteem and the realization that "easy riches" are a gambler's delusion that, like devils, must be exorcised before handicapping can begin.

Dear Doc,

I don't "get it." I received your book and cassette and did not understand it, so I filed it. Now one year later I am going to try one more time..depending on your attitude toward me! Send me a simpler program. Don't talk to me on YOUR level. I'm just an average man with average intellegence. Things come easy to you and you explain things the way you understand them. Please explain easier and at our level; not how it is to you.

Can the hours be cut down by eliminating some things? Do you have an easier "system"? I was going to forget about you and your course until I talked to a friend of mine who is retired and making a lot of money with your method. He say's I should stress and point out to you to talk and explain at my level and not how you comprehend. Are you still interested in me?

Sincerely -----

P.S. Why is it so hard to get your phone #?

-----O-----

AND MY ANSWER:

Dear -----,

To begin with: Yes, I am still interested in you. To get my phone number you have to ASK for it. Just as to receive help you must ASK for it. But before ANYONE can help you, you must help yourself by by re-evaluating your image of yourself. There is nothing wrong or inferior about being -AVERAGE. The average person sows and reaps the harvest that keeps us in food; works the assembly lines that keep us in goods; fought the wars that have kept us free. I have worked among the mentally debillitated and feeble-minded. To them "average" wouldbe an impossible dream. Average is the backbone of a free society, the standard by which all else is judged. To demean "average" is to question the law of nature and its Creator. To use "average" as a crutch to excuse failure is an insult to all people but ESPECIALLY to YOURSELF!

For you to assume that I am other than average is presumptuous. My spelling is atrocious and - as anyone who has attended one of my seminars will tell you - I cannot add two and two without a calculator. Knowing my limitations, I keep a dictionary at hand and let my wife proofread my spelling as added protection. All of the math in my manuals has to be double checked on a hand calculator - and STILL errors appear. My manuals are a tribute to my "average-ness." An Achilles Heel that I bare to all. When you speak of LEVELS - yours, mine, you are insulting the whole concept of democracy and paying tribute to the tyranny of the class system. In a free society we are ALL at ONE, EQUAL level. Language is the common denominator of communication. Since I know no other language, English is the form that my communication must take. Every word I use is defined in a paper-back dictionary costing 99¢. Mathematics is a universal constant. For those lacking in the skills to use this constant through intellect - ME especially - hand-held calculators are available for as low as \$4.95. You ask if I can make things SIMPLER; for an EASIER System. Such questions come not from a lack of intellect but from an unwillingness to confront REALITY.

Monies that WINNERS take away from the track are taken not FROM the track, but from the attending public who wagered on non-winning choices. If WINNING AT THE RACES could be accomplished by EASY or SIMPLE, don't you think EVERYONE would be doing it? And, if they did - THERE WOULD Be NO PROFIT. NO REWARD for accomplishment. That's not Democracy, that's low-end Communism, not even ideological communism. What your friend suggested that I do was "talk down to you." I talk DOWN to nobody. If you talk DOWN to children you hamper their development. Infants don't use "baby-talk," adults do when emulating babies.

If you will raise yourself to the height of YOUR OWN LEVEL it will be at least a match for any level necessary to achieve handicapping success.

If anyone were to suggest to Glenn Smock, aged 70+, a former merchant seaman, or to John Nick, 60+, a corn-pone country preacher, that they were other than AVERAGE, they would be the first to protest. They have achieved success in life - and in handicapping - through self-visualization of a better self. I know this for I have done the exact same thing. That which you visualize yourself to be so you shall be with determination, study and WORK! Be what you are proudly. God must love the average man because He made so Many of US. Look within yourself. Muster up all that YOURSELF has to offer. Be worthy of yourself and your Creator and you will have ESTEEM for yourself. With self-esteem you can master any obstacle short of physical disaster. Ask for help. We'll respond. Re-read the Gambling Times article. Keep in mind that this Methodology was honed by truck-drivers, Not College Professors. I certainly did not talk down to that initial group. One thing I could never do is drive a big rig. Whiners never WIN and winners never whine. Stop whining and you'll start WINNING!

Here are addresses for Glenn and John. ()

Best regards,

Sartin

-----0-----

His attitude will determine his progress. If he accepts the challenge he will go on to become eligible for ULTRA-SCAN; He will be taking the crowd's money. If NOT, then you and I will be taking his. Something I would hate to do.

STILL TO COME

STRETCH CALL

In reviewing the 17 races handicapped in this Manual, it is interesting to note that only FIVE of the winners had a Stretch Gain in their Past Performance Pace Race. TWELVE winners LOST in the stretch. From this and other, much longer studies, we deduce that the value of the Stretch Call is over-rated. There is a way in which the Stretch Call can be used to our benefit, however. It will be offered when our research has been thoroughly documented.

DECELERATION

Heretofore all speed and pace handicapping concepts have been based on Velocity or Acceleration. We have learned that by also evaluating the RATE OF DECELERATION, and weighting it against Velocity, we pick more winners at significantly HIGHER mutuels. ULTRASCAN utilizes this concept to a degree, already. We are now completing an extensive test on the DC/V (deceleration-velocity) formula which is proving quite positive.

ULTRASCAN WORK BOOK

We will respond to the feed-back from the ULTRASCAN manual and computer programs by means of AUDIO TAPES AND A Written Workbook entitled, "ANSWERS"

The contents will include answers to a number of letters, perhaps yours, and the handicapping of a number of problem races submitted by YOU. We will offer these at our actual cost only, NO PROFIT. Cost will include typing, printing, Audio Tape Duplication cost, some travel expense for the participants and postage and mailing.

FIRST FRACTION

The value of the First Fraction - BY ITSELF - has been over-rated. It is an indicator of a contender coming into form, only. ULTRASCAN'S added strength comes from USING SECOND call as a measure of Early Energy.

READING THE RESULTS CHARTS

XXXXXXXXXXXXXXXXXXXXXXXXXXXX

To Make effective use of WIN PAR ENERGY it is necessary to make daily use of the Results Charts compiled by the Daily Racing Form and reprinted in most daily newspapers. I was quite surprised recently to learn that many otherwise astute handicappers could not properly read the Charts.

YOU DO NOT read them as you do the PAST PERFORMANCE CHARTS. Beaten Lengths are reproduced in just the OPPOSITE order.

EXAMPLE:

FIFTH RACE

Golden Gate

APRIL 7, 1984

Value of race \$10,000, value to winner \$5,500, second \$1,950, third \$1,400, fourth \$900, fifth \$250. Mutuel pool \$145,603. Exacta Pool \$234,135.

6 FURLONGS. (1.87%) CLAIMING. Purse \$18,000. 4-year-olds and upward. Weight, 120 lbs. Non-winners of two races since March 1 allowed 3 lbs.; a race since then, 6 lbs. Claiming price \$12,500; if for \$11,000 allowed 2 lbs. (Maiden, starter and claiming races for \$10,000 or less not considered.)

2nd

3rd

4th

5th

6th

7th

8th

9th

10th

11th

12th

Last Raced	Horse	Eql.A.	Wt	PP	St	1/4	1/2	Str	Fin	Jockey	Cl'g Pr	Odds \$1	
24Mar84	5GG4	Re Peter	4	114	5	6	X	52	4th	7	11	Warren R J Jr 12500 4.80	
24Mar84	7GG9	Lark's Music	b	6	114	12	1	2nd	12	14	21	Gomez R 12500 9.90	
24Mar84	8GG9	Rapid Rogue	b	4	114	6	12	101	102	6	31	Garcia K M 12500 21.10	
24Mar84	3GG9	Limit To Romance	b	4	109	7	11	115	84	6	41	Cuffari S J5 12500 18.20	
24Mar84	7GG1	Walk Past	b	5	114	9	4	3	51	31	31	51	Lamance C 12500 3.60
24Mar84	3GG8	Tropic Lightning	b	4	114	1	3	7th	6th	81	61	Munoz E 12500 31.60	
24Mar84	5GG2	Marturf	b	4	114	11	2	2	7th	22	7	Nicolo P 12500 2.70	
24Mar84	10GG2	O Andrew	b	4	115	4	7	92	71	82	81	Judice J C 12500 14.10	
24Mar84	8GG5	Sterling Silva	b	4	109	10	3	34	51	71	91	Lozoya D A5 12500 6.50	
19Nov83	18M3	Le Flasher	b	4	114	8	5	10th	9th	103	101	Anderson J R 12500 26.10	
24Mar84	9GG9	Makati	b	4	114	3	8	41	115	121	11th	Diaz A L 12500 16.50	
13Apr83	9SA12	No Pity	b	5	115	2	10	12	12	12	12	Dillenbeck B D 12500 46.70	

OFF AT 3:13. Start good. Won driving. Time: :22. :45%. :57%. 1:18 1/2 Track fast.

5-RE PETER 11.60 6.00 4.40

12-LARK'S MUSIC 11.80 8.20

6-RAPID ROGUE 10.50

\$5 EXACTA 5-12 PAID \$424.50.

\$2 Mutuel Prices:

In using PAST PERFORMANCE CHARTS Re Peter, AT THE HALF, would be a head BEHIND the leader. Using the RESULTS CHARTS, Re Peter is 4th ahead in Front of Sterling Silva, running Fifth. Since you will be figuring winners times there will be NO beaten lengths at the FINISH, only at the second CALL.

So, WORK BACKWARDS FROM THE HORSE THAT WAS 1st at the SECOND CALL. In this example it was Lark's Music, who was 2 lengths ahead of Marturf, who was 2 lengths ahead of Walk Past who was 1-1/2 lengths ahead of the eventual winner, Re Peter. Hence, at the 2nd CALL Re Peter was behind 5-1/2 lengths. Use the Quick Method Pace Chart for easy entry. The Pace at the 2nd call was: 45:1. On the Chart that's 58.40. Minus 5-1/2 lengths, is 46.1, plus half the difference between 46:1 and 46.2 = 57.01. The winners Final Time was 70:2 (1:10:2) using tenths the Winners 2nd call time was 46:3, Final 70:4. 70.4 less 46.3 = 24.1. Which is 54.77 f/p/s. Hence, Re Peter's Energy times are 57.01 + 54.77 = 111.78.

Our thanks to the Daily Racing Form (TM) for the use of their material so vital to the handicapper and to us in preparation of this manual.



HONOR ROLL OF CHARTER
MEMBERS

WEST COAST

Tom Brohamer
Bob Purdy, Jr.
Glenn Smock
Andrew Gusich
Al Borgerding
Larry Olson
Marion Jones
Howard G. Sartin

NEVADA

Tom Boyle
Ed Hopper

MID WEST

Jim Bradshaw
Paul & Jean Hollander
Bob Lee
Sandra Smith
George Kaywood, Jr.
Elton Smith

SOUTH

JOHN NICK, MhA
Richard Quigley

MARYLAND

Tom Buell

EAST COAST
(N.Y., N.J.)

Barry Burkan
Michael Pizzolla, Jr.
Jose Cordova

PACIFIC NORTHWEST

Virginia Butler

CANADA

Ron Bauman

COMPUTER SERVICES

James Bauman, Director

Tom Brohamer, Bob Lee, Bob Stroh,
Archie West, Bob Purdy, Jr., Jim Bradshaw
Tom Boyle, Nick Gorski

0

CHARTER MEMBERSHIP IN PIRCO IS OPEN ONLY TO
THOSE WHO CAN DOCUMENT A CONSISTENT WIN PRO-
FICIENCY OF 70%, (or better) ...AND, WHO HAVE
PLEGGED THEMSELVES TO HELPING OTHERS WITHOUT

COMPENSATION

PARIMUTUEL INFORMATION AND RESEARCH COMPANY