

Here are the **Release Notes** for Beta 2.5, an interim release of RDSS2 on the way to the Beta3 release before finally releasing RDSS 2.0. *To get the complete documentation so far of the RDSS2 Beta, please also read the previous Release Notes for RDSS2 Beta2 (www.rdss2.com/r2b2).*

Downloading, Installing, Folder and File Organization

Here are the Download particulars:

URL: www.rdss2.com/download/Rdss2Install.Beta2.5-03.exe

UID: rdss2predict

PWD: thefuture

Note: for discussion purposes, the current version of RDSS (Version 0.99.2) is referred to as **RDSS1**. RDSS 2.0 is referred to as **RDSS2**.

Download and Save the RDSS2 Install program to your computer (do not choose 'Run' in your browser download Dialog - choose '**Save**' to your computer).

Run the Installer program you downloaded (named **Rdss2Install.Beta2.5-03.exe**). If you have never installed RDSS2 before on a computer, this installs RDSS 2.0 to a default folder named **RDSS2**. If you have already installed an earlier version of RDSS2 on a computer, this install simply updates the older version. Installing RDSS2 does not affect RDSS1 - they can both be installed and running at the same time. In Beta Version 2 (as with Beta1), RDSS2 uses the same database as RDSS1. If you need to uninstall RDSS2 (or RDSS1) it won't affect the other, or the shared database.

Note: in order to run RDSS2, you need to have installed RDSS1 on your computer first.

Note: if you need to revert back to the previous Beta1 version for any reason, either uninstall RDSS2 or, more simply, delete the EXE, PBD and DLL files from your RDSS2 folder, then re-install the older Beta1 version. (The installer will NOT overwrite newer files with older files, so to reinstate an older version, you have to delete the newer files first).

A new RDSS2 icon will appear on your Desktop:



Make sure you can tell which icon launches RDSS2 and which launches RDSS1! RDSS2 lives in c:\RDSS2 folder. RDSS1 lives in c:\RDSS folder.

The rest of this document will simply describe the changes and additions to the software since Beta 2. To get the complete documentation so far of the RDSS 2.0, please also read the previous Release Notes for RDSS2 Beta2 (www.rdss2.com/r2b2).

Quick Summary of Changes and Additions to Beta2.5

1. RDSS Desktop: added link to Track Information (DRF); Sidebar can be hidden using red arrows left of RDSS Desktop Tab (or Desktop button); Exit Button - left-click to Exit, right-click to Restart; added button for Windows SnippingTool (for screen captures).
2. PP Original Screen Layout: enhanced Layoff and interval separators; Adjusted SR displayed in graphical, colour-coded format; Adjusted data can be hidden; horizontal scrollbars available via Configure screen (i.e. if screen width insufficient for display); removed 'Matchup and Form' Tabs
3. Card Summary Screen: added Today's Changes/Scratches button; added Assemble **all** races on card button; Assembled races are highlighted
4. Entries Screen: Expand button shows Jockey and Trainer (more to come)
5. Data Centre: layout reorganized
6. Configure Tab: layout reorganized; obsolete items removed; added horizontal scrollbar switch
7. Registration Tab: layout reorganized
8. Paceline Selection Strategy screen: layout reorganized

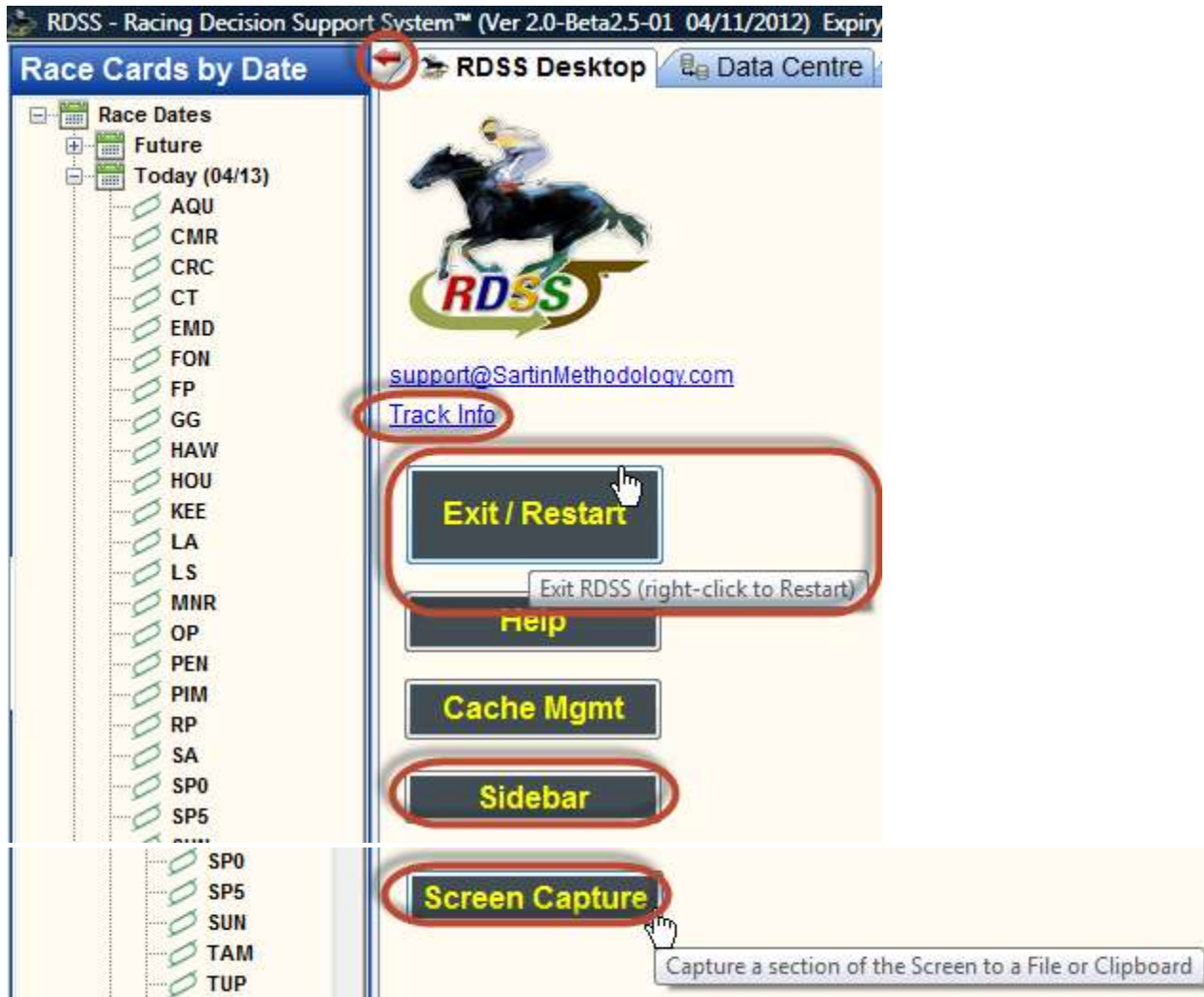
Bugs Fixed from Beta2

1. corrected SRE Move (Calibration Handicapping Stretch Run Extension) - <http://paceandcap.com/forums/showpost.php?p=78502&postcount=44>
2. added to Distance/Surface change window 5.0f and 5.5f distances (<http://paceandcap.com/forums/showpost.php?p=78437&postcount=31>)
3. corrected Exit RDSS button (prompted you to exit twice)

Note: other bugs and suggestions given in the previous Beta2 round will be fixed for Beta3 (here is the Bugs List for Beta2: www.rdss2.com/r2b2)

Changes and Additions to RDSS2 Beta2.5

1. RDSS Desktop



- click the **red arrow** to the left of the RDSS Desktop Tab to Hide or Show the Sidebar (for example if you need more screen width); or use the Sidebar button; the previous Sidebar 'pin/unpin' mechanism is removed - the Sidebar now disappears completely using either the red arrow icon or the Desktop button
- the Track Info link leads to a DRF web page with info about each track (e.g. track layout, location, weather, stretch run length, racing schedule, takeout rates)
- left-click on Exit button to **Exit**; right-click to **Restart** RDSS
- **the Screen Capture** button runs the Windows built-in SnippingTool which helps you capture portions of the screen to print, to cut and paste into Word or WordPad documents, or to Save to file for placing in website messages. This Windows tool is part of Windows Vista and Windows 7, but not Windows XP. If nothing happens when you click the button - it means you don't have that Windows tool (though you can download it: Google 'Windows XP Snipping Tool').

2. Past Performances Original Screen Layout.

1 Blondecat

J: 108 19 19 15 18 49 Velasquez

T: 14 0 3 5 0 57 Galluscio

O: Canzone, Sr., Peter J. and Eloise

Days Ago

Race was run 68 days ago.

16 days interval.

Adjusted

Days	Race Id	Dist
1 68 ⁹	5Feb12 7Aqu	ft 6.0
2 84 ⁸	20Jan12 6Aqu	ft 6.0
3 102	2Jan12 1Aqu	ft 6.0
4 123 34	12Dec11 8Prx	ft 6.0
5 157 31	8Nov11 5Pen	ft 5.0
6 188 33	8Oct11 7Prx	ft 6.0
7 221 122	5Sep11 6Prx	ft 6.5
8 343	6May11 1Bel	ft 6.0
9 372	7Apr11 1GP	ft 6.0
10 394	16Mar11 2GP	ft 6.0

TrackMaster

SR

DTV

RC

Adj.

SR

PoH

TE

PoR

TE

Percent

Total

93	-7	83	87	0	170.1	170.1	0.0	1
75	-13	85	80	7	167.1	167.6	21.0	3
80	14	92	69	18	161.9	162.8	61.2	8
83	8	96	75	12	164.7	165.8	41.5	4
71	8	103	73	14	164.6	167.3	48.2	6
38	-3	94	81	6	167.6	169.7	20.3	2
74	48	95	63	24	160.3	162.3	76.0	9
68	0	83	71	16	163.5	163.7	51.5	7
79	-3	83	74	13	164.3	164.7	44.5	5
81	22	79	60	27	158.2	158.2	91.6	10

1 Blondecat

J: 108 19 19 15 18 49 Velasquez Cornelio H

T: 14 0 3 5 0 57 Galluscio Dominic G

O: Canzone, Sr., Peter J. and Eloise

Original

Matchup

Adjusted

Velocity-PoH

Layoff Interval

Number of days since previous race (30 days or more)

Days	Race Id	Dist	1st	2nd
1 68 ⁹	5Feb12 7Aqu	ft 6.0	:22 ²	:45 ⁷
2 84 ⁸	20Jan12 6Aqu	ft 6.0	:22 ¹	:45 ⁴
3 102	2Jan12 1Aqu	ft 6.0	:22 ²	:45 ⁴
4 123 34	12Dec11 8Prx	ft 6.0	:21 ⁸	:44 ⁴
5 157 31	8Nov11 5Pen	ft 5.0	:22 ⁹	:45 ⁷
6 188 33	8Oct11 7Prx	ft 6.0	:22 ¹	:45 ⁹
7 221 122	5Sep11 6Prx	ft 6.5	:22 ¹	:45 ⁹
8 343	6May11 1Bel	ft 6.0		
9 372	7Apr11 1GP	ft 6.0		
10 394	16Mar11 2GP	ft 6.0		

TrackMaster

SR

DTV

RC

+

Show/Hide some Adjusted Data

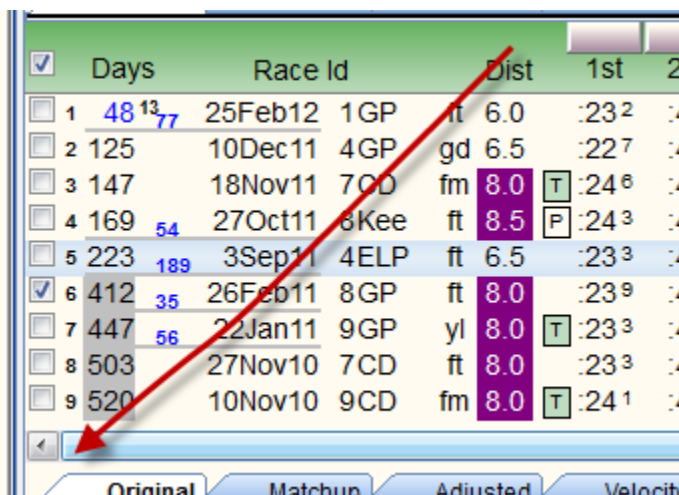
93	-7	83		
75	-13	85		
80	14	92		
83	8	96		
71	8	103		
38	-3	94		
74	48	95		
68	0	83		
79	-3	83		
81	22	79		

- the **Layoff Separator** appears whenever pacelines are separated by 30 days or more, when the **Interval** between races also appears (in blue)
- the interval between every race appears when you hover the mouse over the **Days** column
- (note: the last Workout since the previous race, if any, still appears as a superscript to the right of the Days - unchanged)
- the **Adjusted SR** is shown in a 'graphical' layout, with higher values to the right, the highest value in **bold**. Dirt races show in black, Turf races in **green**, and Polytrack races in **this colour**.
- Layoffs between races of 30 days or more show the Layoff Separator.
- the **Differential** between highest Adjusted SR is shown to the right of the SR (i.e. the highest SR has a differential of 0)
- use this new Adjusted SR layout to help identify form cycles, improve/decline/return to

previous peaks, etc

- if you don't want to see ANY of this adjusted data on your Original PP display (including Pace of Horse/Race and Perceptor Total), you can Hide it by clicking on the **Hide/Show** button (above the **Adj.** Column text).
- a previous bug in one of the Calibration Handicapping 'moves' (Stretch Run Extention - SRE) described [here](#), is corrected
- you can hide ALL 'moves' markups by unchecking the '**Moves**' box on the Configure Tab (see Config Screen changes, below)
- if your screen is not wide enough to show all the data on a given display, you can either Hide the Sidebar, and/or (if still not enough width) you can enable 'horizontal sliders' on your data screens by checking '**Show Horizontal Scrollbars**' on the Configure Tab. (Note: reducing the font **Zoom** setting on the Configure screen also displays more data).

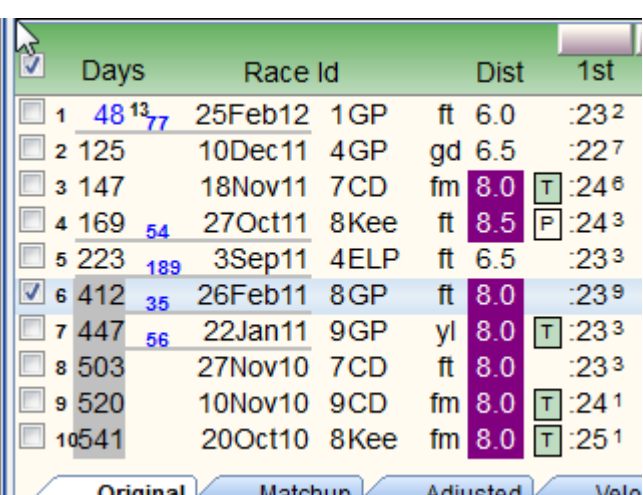
With Horizontal Scrollbars



<input checked="" type="checkbox"/>	Days	Race Id	Dist	1st	2
<input type="checkbox"/>	1 48 ¹³ ₇₇	25Feb12 1GP	ft 6.0	:23 ²	:24
<input type="checkbox"/>	2 125	10Dec11 4GP	gd 6.5	:22 ⁷	:24
<input type="checkbox"/>	3 147	18Nov11 7CD	fm 8.0	:24 ⁶	:24
<input type="checkbox"/>	4 169 ₅₄	27Oct11 8Kee	ft 8.5	:24 ³	:24
<input type="checkbox"/>	5 223 ₁₈₉	3Sep11 4ELP	ft 6.5	:23 ³	:24
<input checked="" type="checkbox"/>	6 412 ₃₅	26Feb11 8GP	ft 8.0	:23 ⁹	:24
<input type="checkbox"/>	7 447 ₅₆	22Jan11 9GP	yl 8.0	:23 ³	:24
<input type="checkbox"/>	8 503	27Nov10 7CD	ft 8.0	:23 ³	:24
<input type="checkbox"/>	9 520	10Nov10 9CD	fm 8.0	:24 ¹	:24

Original Matchup Adjusted Velocity

Without Horizontal Scrollbars



<input checked="" type="checkbox"/>	Days	Race Id	Dist	1st	2
<input type="checkbox"/>	1 48 ¹³ ₇₇	25Feb12 1GP	ft 6.0	:23 ²	:24
<input type="checkbox"/>	2 125	10Dec11 4GP	gd 6.5	:22 ⁷	:24
<input type="checkbox"/>	3 147	18Nov11 7CD	fm 8.0	:24 ⁶	:24
<input type="checkbox"/>	4 169 ₅₄	27Oct11 8Kee	ft 8.5	:24 ³	:24
<input type="checkbox"/>	5 223 ₁₈₉	3Sep11 4ELP	ft 6.5	:23 ³	:24
<input checked="" type="checkbox"/>	6 412 ₃₅	26Feb11 8GP	ft 8.0	:23 ⁹	:24
<input type="checkbox"/>	7 447 ₅₆	22Jan11 9GP	yl 8.0	:23 ³	:24
<input type="checkbox"/>	8 503	27Nov10 7CD	ft 8.0	:23 ³	:24
<input type="checkbox"/>	9 520	10Nov10 9CD	fm 8.0	:24 ¹	:24
<input type="checkbox"/>	10 541	20Oct10 8Kee	fm 8.0	:25 ¹	:24

Original Matchup Adjusted Velo

- the Tabs captioned Form and Matchup have been removed, Form because the info on it is now on the Original screen, and Matchup because the idea needs more work (identifying gain/loss of Position and Beaten Lengths over a race) and will re-appear in some form in the future.

3. Card Summary Screen

Apr 13, 2012

Summary Totebrowser

Past Performances for this race have been assembled.

Race	Time	Class	Odds	Age
AQU 1	6.5	CL	37,000	30,000 3+F
AQU 2	8.5	ST	75,000	4+
AQU 3	8.0	SO	45,000	35,000 3
AQU 4	8.0	SO	56,000	25,000 4+F
AQU 5	6.0	CL	26,000	14,000 3F
AQU 6	8.0	MS	65,000	3+F
AQU 7	8.5	OC	59,000	25,000 3+F
AQU 8	6.5	OC	64,000	50,000 3+
AQU 9	8.5	MS	55,000	3+

Scratches / Changes Assemble All Races

- Races which have been accessed before (and thus the PPs 'assembled') show in **blue**.
- you can assemble all the PPs for a card using the **Assemble all Races** button (eventually this will also be an option in the Data Centre)
- access today's **Changes/Scratches** via a button which loads the Track's Equibase Changes web page

4. Entries Screen

Expand the Entries screen by clicking on the **More/Less Detail** button (more detail to come)

More/Less Detail

Scr #	Name	APV%
1	Mahubo (SAF)	66
✓ -1A	Redding Colliery	
2	Kingofthebluegrass	67
3	Pocket Cowboys	117
4	Rustler Hustler	59
✓ -5	Top Surprise	
6	Indy Scent	66
✓ -7	Gaixa Elettronica	
✓ -8	Rush Now	
✓ -9	Saginaw	

Result Chart

Scr #	Name	APV%	CR
1	Mahubo (SAF)	66	2.21
	Napraunik Rosie R		
	McLaughlin Kiaran P		
✓ -1A	Redding Colliery		
	Garcia Alan		
	McLaughlin Kiaran P		
2	Kingofthebluegrass	67	2.47
	Castro Eddie		
	Trombetta Michael J		
3	Pocket Cowboys	117	3.41
	Maragh Rajiv		
	Schwartz Scott M		
4	Rustler Hustler	59	1.10

5. Data Centre

Layout is reorganized and simplified. **Calendars** available when **Range of Dates** chosen, then they drop-down. **Progress** window displays either at the right or below, depending on your screen resolution.

The screenshot displays the 'Data Centre' application window. The interface is organized into several sections:

- Past Performances:** A tab at the top left.
- Track Selection:**
 - All Tracks:** A list of tracks with checkboxes. Tracks include AQU (Aqueduct), BEU (Beulah), CMR (right-click to edit), CRC (Calder), CT (Charles Town), EMD (Emerald Downs), EMT (right-click to edit), EVD (Evangeline), FON (Fonner Park), FP (Fairmont Park), GG (Golden Gate), and HAW (Hawthorne).
 - Selected Tracks:** A table showing the selected tracks for a specific date range. The table has columns for dates from Tuesday, April 10 to Tuesday, April 17. The selected tracks are AQU, BEU, CMR, CRC, CT, DED (Delta Downs), DUB (Dubai World Cup), EMD, EMT, EVD, FG (Fair Grounds), and FON.
- Date Range:**
 - From:** 4/13/2012
 - To:** 4/13/2012
 - Ctrl+Click for Equibase Entries:** A button.
- Tasks:**
 - ☒ Download PPs
 - ☒ Convert PPs
 - ☐ Assemble Races
 - ☐ Create Val/Spec files
 - ☐ Co:Trkmaist
 - ☒ Don't Duplicate Tasks
- Buttons:**
 - Display Available Cards**
 - Perform Selected Tasks**
 - Cancel Task Processing**
- RDSS Account Info:**
 - Account: my account
 - Data Plan: Charts+PPs
 - Status: ACTIVE
 - Renewal: 09/30/2012
- Progress:** A section on the right side of the window, showing 'Connecting to TrackMaster - updat' and 'Here are the available race cards'.

6. **Configure Tab.** Layout is reorganized and simplified. If you want to show Horizontal Sliders in your PP data screens (because your screen is not wide enough for all the data, even after hiding the Sidebar), check **Show Horizontal Scrollbars** (then click Save). If you want to hide the 'moves' markups on the PP Original Tab (coloured underlines showing gains of beaten lengths or positions), uncheck **Show 'Moves' on PPs**.

Configuration Settings

Daily Track Variant Settings

- ☒ Use 50% of DTV (recommended)
- ☐ Use 100% of DTV
- ☐ Don't Use DTV

Inter Track Variant Settings

- ☒ Use TrackMaster ITV (recommended)
- ☐ Don't Use TrackMaster ITV

Mode

- ☒ Default
- ☐ Val4 Emulation

Range of Daily Track Variant used in Adjustments

Minimum DTV: -15 Maximum DTV: +15

-50 -25 0 +25 +50

<--- Faster Average Slower --->

Settings

Zoom: 120

- ☐ Show Horizontal Scrollbars in Data Screens
- ☒ Show 'Moves' on PPs

Save Restore Defaults Edit Configure.ini File

7. **Registration Tab.** Layout is reorganized and simplified.

Registration

TrackMaster Data Account

[Check your TrackMaster Acct Details](#)

Click the links below to set up or modify your RDSS data plan
(If you have more than one Data Plan, please select a Default)

- ☐ RDSS Past Performance data files
- ☒ RDSS Charts + PP data files (the 'Bundle')

User Id: Password:

First Name: Last Name:

RDSS Software License

Status: **ACTIVE**

Expiry: **09/30/2012**

ID: **168-633-3856**


Modules: **NewPace**

Update Registration Info

[Click to update TrackMaster and RDSS account info](#)

8. **Paceline Selection Strategy Screen.** Layout is reorganized to appear better on smaller screens.

+ Purse: \$75,000 RC: 112 (ST 75)

NewPace  **1** 1A 2 3

Paceline Selection Strategies

UPWARD. No
at time of entry
/ among the re
n, Claiming, St
sed Wednesday

NP

1

2
3
4

6

☐ Last Line
☒ Best Perceptor, Last 3 Comparable
☐ Last 4 Lines
☐ Population Sample (2nd Call)
☐ Top 3 Total Energy
☐ Best BL/BL, Last 3
☐ Best VDC, Last 3

☒ All Horses ☐ This Horse

Select Cancel